


GENERAL INFORMATION



THE BUDGET IN BRIEF

GENERAL FUND

Resources

Undesignated fund balance July 1, 1986.....	334,093,000	
Revenues anticipated.....	6,634,496,000	
Total Resources.....	6,968,589,000	

Recommendations

Direct State Services.....	3,732,962,000	
State Aid.....	2,527,397,000	
Capital Construction.....	200,541,000	
Debt Service.....	328,689,000	
Total Recommendations.....	6,789,589,000	
Undesignated fund balance, June 30, 1987.....	179,000,000	=====

PROPERTY TAX RELIEF FUND

Resources

Undesignated fund balance July 1, 1986.....	18,080,000	
Revenues anticipated from Gross Income Tax.....	2,230,000,000	
Total Resources.....	2,248,080,000	

Recommendations

Tax collection and homestead rebate administration.....	28,480,000	
State aid.....	2,218,600,000	
Total Recommendations.....	2,247,080,000	
Undesignated fund balance, June 30, 1987.....	1,000,000	=====

CASINO CONTROL FUND

Resources

Revenue anticipated.....		51,017,000
--------------------------	--	------------

Recommendations

Regulation of casino gambling.....		51,017,000
Undesignated fund balance, June 30, 1987.....		=====

GUBERNATORIAL ELECTIONS FUND

Resources

Undesignated fund balance July 1, 1986.....	(3,092,668)	
Revenue anticipated.....	1,600,000	
Total Resources.....	(1,492,668)	

Recommendations

Public Financing of Elections.....		-----
Undesignated Fund Balance.....	(1,492,668)	=====

CASINO REVENUE FUND

Resources

Undesignated fund balance July 1, 1986.....	84,819,000	
Revenue anticipated.....	185,000,000	
Total Resources.....	269,819,000	

Recommendations

Programs for senior citizens and handicapped persons.....		193,819,000
Undesignated fund balance, June 30, 1987.....	76,000,000	=====

SUMMARY OF FISCAL YEAR 1986-1987 APPROPRIATION RECOMMENDATIONS
(amounts expressed in thousands)

Year Ending June 30, 1985					Year Ending June 30, 1987		
Orig. & (S) Supplemental	Reapp. & (R) Rec	Transfers (E) Emergencies	Total Available	Expended	1986 Adjusted Approp	Requested	Recommended
3,035,482	135,768	5,498	3,176,748	3,047,370			
2,145,694	20,647	-10,662	2,155,679	2,096,932			
307,225	155,285	6,018	468,528	289,032			
297,218	---	---	297,218	295,301			
5,785,619	311,700	854	6,098,173	5,728,635			
1,936,091	---	---	1,936,091	1,932,797			
44,302	---	---	44,302	41,927			
176,098	---	---	176,098	162,626			
4,000	24	---	4,024	3,691			
7,946,110	311,724	854	8,258,688	7,869,676			
General Fund--							
Direct State Services.....					3,404,645	3,876,014	3,732,962
State Aid.....					2,520,471	2,608,811	2,527,397
Capital Construction.....					471,870	262,739	200,541
Debt Service.....					295,810	328,689	328,689
Total General Fund					6,692,796	7,076,253	6,789,589
Property Tax Relief Fund.....					2,076,665	2,285,619	2,247,080
Casino Control Fund.....					47,929	51,017	51,017
Casino Revenue Fund.....					176,543	199,747	193,819
Gubernatorial Elections Fund...					3,000	---	---
Grand Total.....					8,996,923	9,612,636	9,281,505

SUMMARY OF APPROPRIATIONS, BY ORGANIZATION
GENERAL FUND
DIRECT STATE SERVICES

Year Ending June 30, 1985					Year Ending June 30, 1987		
Orig. & (S) Supplemental	Reapp. & (R) Rec	Transfers (E) Emergencies	Total Available	Expended	1986 Adjusted Approp	Requested	Recommended
4,746	529	204	5,479	4,402			
8,320	514	363	9,197	7,952			
20,526	616	456	21,598	12,390			
2,791	350	145	3,286	2,782			
36,383	2,009	1,168	39,560	27,526			
Legislative Branch							
Senate.....					5,513	5,556	5,556
General Assembly.....					9,674	9,817	9,817
Office of Legislative Services...					14,615	15,859	15,859
Miscellaneous Legislative Commissions.....					3,251	3,539	3,384
Total Legislative Branch					33,053	34,771	34,616
Executive Branch							
3,670	338	187	4,195	4,190	4,050	4,166	4,166
7,075	161	288	7,524	7,227	8,151	8,374	8,374
4,600	8	290	4,898	4,643	10,113	5,230	5,230
14,021	1,455	2,011	17,487	16,587	15,853	16,225	16,225
20,290	1,454	204	21,948	21,319			
15,411	1,550	938	17,899	17,507	30,502	39,556	34,486
231,566	3,262	10,633	245,461	241,438	22,111	21,305	21,305
9,444	628	454	10,526	10,403	262,212	289,532	289,532
30,535	988	2,614	34,137	33,864	10,690	11,037	11,037
18,831	2,825	1,437	23,093	21,092	36,372	36,315	36,315
73,885	9,308	2,915	86,108	82,128	21,354	22,776	22,053
37,671	6,019	2,173	45,863	43,145	79,113	79,191	79,191
561,415	9,899	41,595	612,909	603,026	49,290	52,274	52,274
519,242	13,212	34,537	566,991	556,729	689,027	768,210	699,371
6,865	7,452	296	14,613	8,480	644,310	743,463	694,290
40,220	4,887	4,025	49,132	46,614	10,356	10,447	10,447
189,111	36,084	12,229	237,424	228,180	50,072	50,056	50,056
29,505	826	2,434	32,765	32,611	247,608	248,880	248,880
20,602	874	1,571	23,047	21,861	33,700	34,306	34,306
283,955	16,061	7,974	307,990	296,540	27,411	28,493	28,493
104,136	1,885	18,748	124,769	113,506	302,723	313,487	303,487
3,464	413	42	3,919	3,003	113,969	129,379	129,379
2,225,514	119,589	147,595	2,492,698	2,414,093	3,370	3,994	3,994
Total Executive Branch					2,672,357	2,916,696	2,782,891

SUMMARY OF APPROPRIATIONS, BY ORGANIZATION--Continued
GENERAL FUND

-----Year Ending June 30, 1985-----					Year Ending -----June 30, 1987-----			
Orig. & (S)Supple- mental	Reapp. & (R)Rec	Transfers (E) Emer- gencies	Total Avai lable	Expended	1986 Adjusted Approp	Requested	Recom- mended	
Inter-Departmental Accounts								
71,123	3,522	-535	74,110	65,263	83,805	96,122	96,122	
486,192	---	2,519	488,711	470,014	526,243	583,943	583,943	
27,125	4,209	-23,864	7,470	3,750	12,540	5,525	5,525	
130,800	---	-122,906	7,894	4,316	11,400	161,400	161,400	
715,240	7,731	-144,786	578,185	543,343	633,988	846,990	846,990	
Judicial Branch								
58,345	6,439	1,521	66,305	62,408	65,247	77,557	68,465	
3,035,482	135,768	5,498	3,176,748	3,047,370	3,404,645	3,876,014	3,732,962	
STATE AID								
Executive Branch								
1,487	---	---	1,487	1,124	1,647	1,180	1,180	
98,540	53	100	98,693	97,183	155,841	132,676	132,676	
855,392	2,405	-4,843	852,954	821,185	1,036,935	1,114,479	1,080,521	
10,340	1,785	-87	12,038	7,766	73,479	22,234	22,234	
5,089	---	47	5,136	5,099	10,584	6,039	6,039	
78,930	2,555	700	82,185	79,134	87,625	109,276	93,476	
852,077	1,529	-6,579	847,027	836,538	909,796	1,010,600	978,944	
1,183	---	---	1,183	1,183	1,391	1,206	1,206	
1,700	12,320	---	14,020	7,900	1,700	1,700	1,700	
240,956	---	---	240,956	239,820	241,473	209,421	209,421	
2,145,694	20,647	-10,662	2,155,679	2,096,932	2,520,471	2,608,811	2,527,397	
CAPITAL CONSTRUCTION								
Legislative Branch								
16,000	107	---	16,107	1,797	---	---	---	
Executive Branch								
---	---	---	---	---	722	500	500	
---	---	---	---	---	5,000	---	---	
13,200	445	202	13,847	5,486	70,400	6,250	6,250	
1,988	437	487	2,912	1,371	1,921	2,125	2,014	
1,694	996	---	2,690	877	2,522	1,989	1,989	
400	5	---	405	405	1,840	1,408	1,000	
22,395	2,084	1,599	26,078	2,653	158,055	5,289	3,330	
498	106	711	1,315	1,167	2,000	3,000	1,000	
25,750	5,925	2,150	33,825	5,099	18,850	12,000	12,000	
13,000	16,746	248	29,994	3,037	3,570	---	---	
3,980	1,051	1,528	6,559	504	11,612	10,831	8,331	
3,128	---	---	3,128	94	---	420	420	
198,000	126,925	-410	324,515	262,683	156,000	148,000	143,000	
7,190	228	-617	6,801	3,857	39,376	70,925	20,705	
2	230	120	352	2	2	2	2	
291,225	155,178	6,018	452,421	287,235	471,870	262,739	200,541	
307,225	155,285	6,018	468,528	289,032	471,870	262,739	200,541	

SUMMARY OF APPROPRIATIONS, BY ORGANIZATION--Continued
GENERAL FUND

-----Year Ending June 30, 1985-----					Year Ending			
Orig. & (S)Supple- mental	Reapp. & (R)Rec	Transfers (E) Emer- gencies	Total Avail- able	Expended	1986 Adjusted Approp	-----June 30, 1987----- Requested	Recom- mended	
DEBT SERVICE								
Executive Branch								
398	---	535	933	932	Department of Agriculture.....	897	1,154	1,154
---	---	217	217	217	Department of Commerce and Economic Development.....	435	2,031	2,031
3,221	---	---	3,221	3,219	Department of Community Affairs.....	2,779	3,034	3,034
20,478	---	3,649	24,127	24,127	Department of Corrections.....	28,705	32,724	32,724
6,265	---	---	6,265	6,265	Department of Education.....	5,737	5,569	5,569
1,817	---	668	2,485	2,484	Department of Energy.....	3,012	2,743	2,743
82,481	---	8,506	90,987	90,984	Department of Environmental Protection.....	88,209	102,012	102,012
92	---	---	92	92	Department of Health.....	89	78	78
40,188	---	---	40,188	40,184	Department of Higher Education...	41,568	38,670	38,670
27,729	---	2,318	30,047	30,044	Department of Human Services.....	26,796	30,870	30,870
613	---	---	613	613	Department of Law and Public Safety.....	398	571	571
90,931	---	7,112	98,043	98,041	Department of Transportation.....	90,710	101,233	101,233
23,005	---	-23,005	---	-1,901	Department of the Treasury.....	6,475	8,000	8,000
297,218	---	---	297,218	295,301	<u>Total Debt Service</u>	295,810	328,689	328,689
5,785,619	311,700	854	6,098,173	5,728,635	<u>Total General Fund</u>	6,692,796	7,076,253	6,789,589
PROPERTY TAX RELIEF FUND								
DIRECT STATE SERVICE								
Executive Branch								
19,432	---	---	19,432	19,383	Department of the Treasury	24,055	28,480	28,480
19,432	---	---	19,432	19,383	<u>Total Direct State Services</u>	24,055	28,480	28,480
STATE AID								
Executive Branch								
1,554,059	---	---	1,554,059	1,552,457	Department of Education.....	1,654,000	1,861,539	1,823,000
362,600	---	---	362,600	360,957	Department of the Treasury.....	398,600	395,600	395,600
1,916,659	---	---	1,916,659	1,913,414	<u>Total State Aid</u>	2,052,600	2,257,139	2,218,600
1,936,091	---	---	1,936,091	1,932,797	<u>Total Property Tax Relief Fund</u>	2,076,655	2,285,619	2,247,080
CASINO CONTROL FUND								
DIRECT STATE SERVICES								
Executive Branch								
27,154	---	---	27,154	24,808	Department of Law and Public Safety.....	28,555	29,966	29,966
17,148	---	---	17,148	17,119	Department of the Treasury.....	19,374	21,051	21,051
44,302	---	---	44,302	41,927	<u>Total Casino Control Fund</u>	47,929	51,017	51,017
CASINO REVENUE FUND								
DIRECT STATE SERVICES								
Executive Branch								
1,625	---	---	1,625	1,625	Department of Community Affairs.....	6,083	7,923	7,923
---	---	---	---	---	Department of Health.....	---	700	700
95,512	---	94	95,606	95,230	Department of Human Services.....	115,116	119,529	118,773
97,137	---	94	97,231	96,855	<u>Total Direct State Services</u>	121,199	128,152	127,396

SUMMARY OF APPROPRIATIONS, BY ORGANIZATION--Continued
GENERAL FUND

Orig. & (S)Supple- mental	Year Ending June 30, 1985-----			Total Available	Expended		Year Ending -----June 30, 1987-----	
	Reapp. & (R)Rec	Transfers (E) Emer- gencies					1986 Adjusted Approp	Requested
						STATE AID		
						Executive Branch		
17,561	---	-94	17,467	5,073	Department of Human Services.....	25,986	40,195	35,023
10,000	---	---	10,000	10,000	Department of Transportation.....	11,458	13,500	13,500
51,400	---	---	51,400	50,698	Department of the Treasury.....	17,900	17,900	17,900
-----	-----	-----	-----	-----		-----	-----	-----
78,961	---	-94	78,867	65,771	<u>Total State Aid</u>	55,344	71,595	66,423
-----	-----	-----	-----	-----		-----	-----	-----
176,098	---	---	176,098	162,626	<u>Total Casino Revenue Fund</u>	176,543	199,747	193,819
-----	-----	-----	-----	-----		-----	-----	-----
						GOVERNATORIAL ELECTIONS FUND		
						DIRECT STATE SERVICES		
						Executive Branch		
4,000	24	---	4,024	3,691	Department of Law and Public Safety.....	3,000	---	---
-----	-----	-----	-----	-----		-----	-----	-----
4,000	24	---	4,024	3,691	<u>Total Governatorial Election Fund</u>	3,000	---	---
-----	-----	-----	-----	-----		-----	-----	-----
7,946,110	311,724	854	8,258,688	7,869,676	<u>Grand Total State Appropriations</u>	8,996,923	9,612,636	9,281,505
=====	=====	=====	=====	=====		=====	=====	=====

SUMMARY OF APPROPRIATIONS BY CATEGORY OR PURPOSE
(AMOUNTS EXPRESSED IN THOUSANDS)

GENERAL FUND--	1985 EXPENDITURES	1986 ADJUSTED APPROPRIATION	1987 REQUESTED	1987 RECOMMENDED
Direct State Services--				
Personal Services.....	1,173,440	1,321,130	1,527,289	1,502,654
Materials and Supplies.....	151,799	163,849	170,079	166,701
Services Other Than Personal.....	158,187	157,970	177,192	172,608
Maintenance and Fixed Charges.....	109,894	133,844	149,800	147,701
Improvements and Equipment.....	52,242	51,147	53,007	49,998
Employee Pension and Health Benefits.....	473,665	526,243	583,943	583,943
Rutgers, The State University.....	172,243	194,743	210,861	198,461
University of Medicine and Dentistry of New Jersey.....	102,420	113,162	131,995	117,829
Student Aid-Scholarships and Grants.....	57,316	66,780	77,159	67,393
Higher Education by Contract.....	22,487	28,897	34,553	30,264
Transit Subsidy.....	160,050	160,070	170,000	160,000
Pharmaceutical Assistance Program.....	49,101	50,319	59,262	56,633
Support of Independent Higher Education Institutions.....	20,699	24,324	30,577	25,589
Other Human Service Programs.....	116,697	162,020	207,209	192,693
Other.....	227,130	250,147	293,088	260,495
Total Direct State Services.....	3,047,370	3,404,645	3,876,014	3,732,962
State Aid--				
Educational.....	901,502	1,125,951	1,224,961	1,175,203
Welfare.....	310,208	326,315	356,676	344,562
Highway.....	7,900	1,700	1,700	1,700
Health.....	30,099	35,584	34,188	34,188
Payments to Municipalities.....	316,276	354,699	318,225	318,225
Medicaid Payments for Recipients.....	501,330	558,481	625,775	606,233
Other.....	29,617	117,741	47,286	47,286
Total State Aid.....	2,096,932	2,520,471	2,608,811	2,527,397
Capital Construction--				
Transportation.....	262,932	156,000	148,000	143,000
Educational.....	5,727	21,372	13,989	13,989
Institutional.....	8,523	73,970	6,250	6,250
All Other.....	11,850	220,528	94,500	37,302
Total Capital Construction.....	289,032	471,870	262,739	200,541
Debt Service--				
Principal.....	136,360	136,117	154,840	154,840
Interest.....	158,941	159,693	173,849	173,849
Total Debt Service.....	295,301	295,810	328,689	328,689
Total General Fund.....	5,728,635	6,692,796	7,076,253	6,789,589
Property Tax Relief Fund--				
Administration.....	19,383	24,055	28,480	28,480
Educational.....	1,552,457	1,654,000	1,861,539	1,823,000
Homestead Rebates.....	274,863	296,000	296,000	296,000
Payments to Municipalities.....	86,094	102,600	99,600	99,600
Total Property Tax Relief Fund.....	1,932,797	2,076,655	2,285,619	2,247,080
Casino Control Fund--				
Enforcement.....	24,808	28,555	29,966	29,966
Administration.....	17,119	19,374	21,051	21,051
Total Casino Control Fund.....	41,927	47,929	51,017	51,017
Casino Revenue Fund--				
Programs for Senior Citizens and the Disabled.....	162,626	176,543	199,747	193,819
Total Casino Revenue Fund.....	162,626	176,543	199,747	193,819
Gubernatorial Elections Fund--				
Public Financing of Gubernatorial General Election.....	3,691	3,000	---	---
Total Gubernatorial Elections Fund.....	3,691	3,000	---	---
Grand Total State Appropriations.....	7,869,676	8,996,923	9,612,636	9,281,505

SUMMARY OF APPROPRIATIONS BY STATEWIDE PROGRAM
GENERAL FUND
DIRECT STATE SERVICES
(amounts expressed in thousands)

-----Year Ending June 30, 1985-----					Year Ending -----June 30, 1987-----			
Orig. & (S)Supple- mental	Reapp. & (R)Rec	Transfers (E) Emer- gencies	Total Available	Expended	1986 Adjusted Approp	Requested	Recom- mended	
10. Public Safety and Criminal Justice								
52,250	26,105	1,883	80,238	78,854	11. Vehicular Safety.....	74,030	81,835	81,835
106,616	3,098	9,173	118,887	112,870	12. Law Enforcement.....	137,465	129,530	129,530
5,809	641	377	6,827	5,325	13. Special Law Enforcement Activities.....	7,327	7,776	7,776
9,444	628	454	10,526	10,403	14. Military Services.....	10,690	11,037	11,037
58,345	6,439	1,521	66,305	62,408	15. Judicial Services.....	65,247	77,557	68,465
184,459	1,945	11,211	197,615	195,373	16. Detention and Rehabilitation...	213,998	237,831	237,831
12,733	386	170	13,289	13,098	17. Parole and Community Programs..	14,706	15,464	15,464
20,882	375	1,236	22,493	22,268	18. Juvenile Correctional Services.....	23,714	24,965	24,965
15,922	565	-1,661	14,826	13,440	19. Central Planning, Direction and Management.....	13,226	14,906	14,906
466,460	40,182	24,364	531,006	514,039	Total Appropriation.....	560,403	600,901	591,809
20. Physical and Mental Health								
29,742	1,804	76	31,622	30,609	21. Health Services.....	37,616	40,176	40,176
4,317	4,195	11	8,523	6,825	22. Health Planning and Evaluation.....	5,305	5,027	5,027
176,225	677	12,442	189,344	188,563	23. Mental Health Services.....	209,502	230,946	221,306
56,016	3,453	2,749	62,218	61,003	24. Special Health Services.....	62,478	74,731	69,793
3,612	20	2,086	5,718	5,711	25. Health Administration.....	6,369	7,071	7,071
269,912	10,149	17,364	297,425	292,711	Total Appropriation.....	321,270	357,951	343,373
30. Educational, Cultural and Intellectual Development								
2,102	---	142	2,244	2,230	31. Direct Educational Services and Assistance.....	2,413	2,425	2,425
194,961	926	9,877	205,764	204,902	32. Operation and Support of Educational Institutions.....	236,720	279,248	256,600
8,129	3	458	8,590	8,584	33. Supplemental Education and Training Programs.....	10,150	11,039	11,039
9,410	953	709	11,072	10,914	34. Educational Support Services...	11,566	12,047	12,047
4,946	25	968	5,939	5,876	35. Education Administration and Management.....	6,256	6,455	6,455
561,415	9,899	41,595	612,909	603,026	36. Higher Educational Services....	689,027	768,210	699,371
18,256	592	831	19,679	19,587	37. Cultural and Intellectual Development Services.....	26,645	28,072	27,349
799,219	12,398	54,580	866,197	855,119	Total Appropriation.....	982,777	1,107,496	1,015,286
40. Community Development and Environmental Management								
10,086	1,547	472	12,105	11,929	41. Community Development Management.....	14,238	13,652	13,652
20,990	4,474	1,063	26,527	24,531	42. Natural Resource Management....	23,392	23,724	23,724
8,074	1,663	302	10,039	9,819	43. Environmental Quality.....	10,289	10,709	10,709
27,096	2,655	-319	29,432	27,666	44. Hazardous and Toxic Pollution Control.....	23,705	23,400	23,400
18,769	947	311	20,027	19,553	45. Recreational Resource Management.....	21,293	21,111	21,111
5,386	69	2,203	7,658	7,538	46. Environmental Planning and Administration.....	7,484	7,801	7,801
90,401	11,355	4,032	105,788	101,036	Total Appropriation.....	100,401	100,397	100,397

SUMMARY OF APPROPRIATIONS BY STATEWIDE PROGRAM--Continued

Year Ending June 30, 1985					Year Ending June 30, 1987		
Orig. & (S)Supplemental	Reapp. & (R)Rec	Transfers (E) Emergencies	Total Available	Expended	1986 Adjusted Approp	Requested	Recommended
92	---	---	92	92			
92	---	---	92	92			
					20. Physical and Mental Health		
					25. Health Administration.....	89	78
					<u>Total Appropriation.....</u>	89	78
					30. Educational, Cultural and Intellectual Development		
6,265	---	---	6,265	6,265	35. Education Administration and Management.....	5,737	5,569
40,188	---	---	40,188	40,184	36. Higher Educational Services....	41,568	38,670
531	---	---	531	531	37. Cultural and Intellectual Development Services.....	514	443
46,984	---	---	46,984	46,980	<u>Total Appropriation.....</u>	47,819	44,682
					40. Community Development and Environmental Management		
1,286	---	668	1,954	1,953	42. Natural Resource Management....	2,498	2,300
82,481	---	8,506	90,987	90,984	46. Environmental Planning and Administration.....	88,209	102,012
83,767	---	9,174	92,941	92,937	<u>Total Appropriation.....</u>	90,707	104,312
					50. Economic Planning, Development and Security		
---	---	217	217	217	51. Economic Planning and Development.....	435	2,031
---	---	217	217	217	<u>Total Appropriation.....</u>	435	2,031
					60. Transportation Programs		
90,931	---	7,112	98,043	98,041	64. Planning and General Management Support.....	90,710	101,233
90,931	---	7,112	98,043	98,041	<u>Total Appropriation.....</u>	90,710	101,233
					70. Government Direction, Management and Control		
23,005	---	-23,005	---	-1,901	73. Financial Administration.....	6,475	8,000
31,348	---	2,853	34,201	34,195	76. Management and Administration..	30,472	35,058
54,353	---	-20,152	34,201	32,294	<u>Total Appropriation.....</u>	36,947	43,058
297,218	---	---	297,218	295,301	<u>Total Debt Service</u>	295,810	328,689
5,785,619	311,700	854	6,098,173	5,728,635	<u>Total General Fund</u>	6,692,796	7,076,253
					PROPERTY TAX RELIEF FUND		
					DIRECT STATE SERVICES		
					70. Government Direction, Management and Control		
19,432	---	---	19,432	19,383	73. Financial Administration.....	24,055	28,480
19,432	---	---	19,432	19,383	<u>Total Appropriation.....</u>	24,055	28,480
19,432	---	---	19,432	19,383	<u>Total Direct State Services</u>	24,055	28,480
					STATE AID		
1,532,330	---	---	1,532,330	1,530,728	30. Educational, Cultural and Intellectual Development		
21,729	---	---	21,729	21,729	31. Direct Educational Services and Assistance.....	1,630,768	1,830,213
1,554,059	---	---	1,554,059	1,552,457	34. Educational Support Services...	23,232	31,326
					<u>Total Appropriation.....</u>	1,654,000	1,861,539

SUMMARY OF APPROPRIATIONS BY STATEWIDE PROGRAM--Continued

Orig. & (S) Supplemental	Year Ending June 30, 1985			Expended		1986 Adjusted Approp	Year Ending June 30, 1987	
	Reapp. & (R) Rec	Transfers (E) Emergencies	Total Available				Requested	Recommended
362,600	---	---	362,600	360,957	70. Government Direction, Management and Control			
					75. State Subsidies and Financial Aid.....	398,600	395,600	395,600
362,600	---	---	362,600	360,957	<u>Total Appropriation.....</u>	398,600	395,600	395,600
1,916,659	---	---	1,916,659	1,913,414	<u>Total State Aid</u>	2,052,600	2,257,139	2,218,600
1,936,091	---	---	1,936,091	1,932,797	<u>Total Property Tax Relief Fund.</u>	2,076,655	2,285,619	2,247,080
CASINO CONTROL FUND DIRECT STATE SERVICES								
27,154	---	---	27,154	24,808	10. Public Safety and Criminal Justice			
					13. Special Law Enforcement Activities.....	28,555	29,966	29,966
27,154	---	---	27,154	24,808	<u>Total Appropriation.....</u>	28,555	29,966	29,966
70. Government Direction, Management and Control								
17,148	---	---	17,148	17,119	73. Financial Administration.....	19,374	21,051	21,051
17,148	---	---	17,148	17,119	<u>Total Appropriation.....</u>	19,374	21,051	21,051
44,302	---	---	44,302	41,927	<u>Total Casino Control Fund</u>	47,929	51,017	51,017
CASINO REVENUE FUND DIRECT STATE SERVICES								
22,870	---	5,094	27,964	27,728	20. Physical and Mental Health			
					21. Health Services.....	---	700	700
					24. Special Health Services.....	40,103	46,537	46,276
22,870	---	5,094	27,964	27,728	<u>Total Appropriation.....</u>	40,103	47,237	46,976
40. Community Development and Environmental Management								
1,000	---	---	1,000	1,000	41. Community Development Management.....	5,383	7,023	7,023
1,000	---	---	1,000	1,000	<u>Total Appropriation.....</u>	5,383	7,023	7,023
50. Economic Planning, Development and Security								
72,642	---	-5,000	67,642	67,502	53. Economic Assistance and Security.....	75,013	71,892	71,397
625	---	---	625	625	55. Related Social Services Programs.....	700	900	900
73,267	---	-5,000	68,267	68,127	<u>Total Appropriation.....</u>	75,713	72,792	72,297
70. Government Direction, Management and Control								
---	---	---	---	---	76. Management and Administration..	---	1,100	1,100
---	---	---	---	---	<u>Total Appropriation.....</u>	---	1,100	1,100
97,137	---	94	97,231	96,855	<u>Total Direct State Services</u>	121,199	128,152	127,396
STATE AID								
17,561	---	-94	17,467	5,073	20. Physical and Mental Health			
					24. Special Health Services.....	25,986	40,195	35,023
17,561	---	-94	17,467	5,073	<u>Total Appropriation.....</u>	25,986	40,195	35,023

SUMMARY OF APPROPRIATIONS BY STATEWIDE PROGRAM--Continued

-----Year Ending June 30, 1985-----					Year Ending -----June 30, 1987-----		
Orig. & (S)Supple- mental	Reapp. & (R)Rec	Transfers (E) Emer- gencies	Total Available	Expended	1986 Adjusted Approp	Requested	Recom- mended
10,000	---	---	10,000	10,000	60. Transportation Programs		
					62. Public Transportation.....	11,458	13,500
10,000	---	---	10,000	10,000	Total Appropriation.....	11,458	13,500
51,400	---	---	51,400	50,698	70. Government Direction, Management and Control		
					75. State Subsidies and Financial Aid.....	17,900	17,900
51,400	---	---	51,400	50,698	Total Appropriation.....	17,900	17,900
78,961	---	-94	78,867	65,771	Total State Aid	55,344	71,595
176,098	---	---	176,098	162,626	Total Casino Revenue Fund	176,543	199,747
					GUBERNATORIAL ELECTIONS FUND		
					DIRECT STATE SERVICES		
					10. Public Safety and Criminal Justice		
4,000	24	---	4,024	3,691	13. Special Law Enforcement Activities.....	3,000	---
4,000	24	---	4,024	3,691	Total Appropriation.....	3,000	---
4,000	24	---	4,024	3,691	Total Gubernatorial Elections Fund	3,000	---
7,946,110	311,724	854	8,258,688	7,869,676	Grand Total State Appropriation	8,996,923	9,281,505

MAJOR BUDGET INCREASES
(Comparison of FY86 Adjusted Appropriation and FY87 Recommendation)
(in thousands)

DIRECT STATE SERVICES	
Salary and other benefits.....	150,000
Pension contributions, social security and other fringe benefits.....	57,700
Correctional facilities-expanded capacity, medical care, etc.....	25,084
Community programs for developmentally disabled.....	19,563
Networking of data centers.....	10,000
Property rentals.....	8,917
Division of Motor Vehicles-data processing and other enhancements.....	7,795
Psychiatric facilities-operating costs.....	7,075
Pharmaceutical assistance for the aged-claims.....	6,146
Information Systems for Human Services and Health.....	4,881
Capitol and Justice Complex-Physical plant operation and maintenance.....	4,031
Cultural projects.....	4,000
UMDNJ-Leadership in Health Science.....	3,834
Division of Youth and Family Services.....	3,798
Rutgers University-Excellence initiative.....	3,757
Insurance services (interdepartmental).....	3,400
Judiciary.....	3,218
Community programs for Mental Health.....	3,092
Statewide narcotics prosecution program.....	2,900
Maternal and child health.....	2,700
Commission on Science and Technology.....	2,271
Risk assessment-Environmental Health.....	2,000
Travel and tourism advertising and promotion.....	1,965
State Police patrol augmentation.....	1,800
Social services for the homeless.....	1,500
NJIT-Excellence initiative.....	1,300
Aid to independent colleges and universities.....	1,032
Acquired Immune Deficiency Syndrome program.....	994
New Jersey Memorial Home for Disabled Soldiers at Paramus.....	956
Division of Law expansion.....	942
STATE AID (General Fund, Property Tax Relief Fund and Casino Revenue Fund)	
School Aid to Local Districts.....	212,586
Payments for Medical Assistance recipients.....	42,008
Payments for Medically Needy recipients.....	20,978
Youth and Family Services-Residential and family services.....	13,028
Welfare-Check cycling.....	6,400
Aid to County Colleges.....	5,851
Support of patients in county mental hospitals.....	3,149
DEBT SERVICE	32,879
PROPERTY TAX RELIEF FUND	
Processing and Administration.....	4,425
CASINO FUNDS	
Pharmaceutical assistance to the aged and disabled-claims.....	6,611
Transportation assistance for senior citizens and disabled residents.....	2,042
Casino Control Commission.....	1,677
Boarding home rental assistance.....	1,640
Gaming enforcement.....	1,411
Respite care for the elderly.....	1,000

MAJOR BUDGET DECREASES*
(Comparison of FY86 Adjusted Appropriation and FY87 Recommendation)
(in thousands)

DIRECT STATE SERVICES	
State Police communications system.....	13,480
Telephone buy out.....	5,015
Pinelands Development Credit Bank.....	5,000
Reading prong radon study (Environmental Protection and Health).....	3,200
Restoration to Emergency Services Fund.....	2,000
STATE AID	
Resource recovery and solid waste disposal facility fund.....	33,000
Municipal Purposes Tax Assistance program.....	30,000
Fair housing programs.....	17,000
School aid for asbestos.....	10,000
Clean drinking water program.....	8,200
Sanitary landfill closure and rate relief fund.....	8,000
Special Aid-Children's Unit-United Hospitals.....	4,500
Special aid to North Bergen Township.....	3,000
CAPITAL CONSTRUCTION	271,329
GUBERNATORIAL ELECTIONS FUND	
Financing of the Gubernatorial election.....	3,000

*Most of the major decreases are due to one-time items not being repeated.

STATE LOTTERY FUND SCHEDULE
(amounts expressed in thousands)

The estimated revenue available from the State Lottery Fund for education and institutions in fiscal year 1986-1987 is \$425,000. These funds will be applied to the programs listed in the schedule below.

DIRECT STATE SERVICES

Department of Corrections

Operation of State Correctional Facilities	
Institutional Control and Supervision	
State Prison, Trenton.....	27,258
State Prison, Rahway.....	13,751
State Prison, Leesburg.....	11,189
Southern State Correctional Facility.....	13,130
Mid-State Correctional Institution.....	1,949
Camden Correctional Facility.....	5,497
Correctional Institution for Women, Clinton.....	5,400
State Prison, Newark.....	7,955
Adult Diagnostic and Treatment Center, Avenel.....	2,872
Youth Reception and Correctional Center, Yardville.....	8,852
Youth Correctional Institution, Bordentown.....	8,094
Youth Correctional Institution, Annandale.....	9,150
Training School for Boys, Skillman.....	2,816
Training School for Boys, Jamesburg.....	4,797
Juvenile Medium Security Center.....	2,269
Institutional Care and Treatment	
State Prison, Trenton.....	10,628
State Prison, Rahway.....	7,632
State Prison, Leesburg.....	7,133
Southern State Correctional Facility.....	6,025
Mid-State Correctional Institution.....	1,057
Camden Correctional Facility.....	2,747
Correctional Institution for Women, Clinton.....	3,521
State Prison, Newark.....	5,355
Adult Diagnostic and Treatment Center, Avenel.....	2,198
Youth Reception and Correctional Center, Yardville.....	6,142
Youth Correctional Institution, Bordentown.....	5,247
Youth Correctional Institution, Annandale.....	4,678
Training School for Boys, Skillman.....	1,066
Training School for Boys, Jamesburg.....	2,220
Juvenile Medium Security Center.....	728
Highfields Residential Group Center.....	186
Warren Residential Group Center.....	210
Ocean Residential Group Center.....	332
Turrell Residential Group Center.....	820
Maintenance of Physical Plant.....	23,290

Department of Education

Marie H. Katzenbach School for the Deaf.....	7,296
Project COED.....	2,525
Statewide testing program.....	1,001
Urban initiative broad based support.....	700
Academy for Advancement of Teaching and Management.....	482
Governor's School.....	275
Urban initiative operation school renewal.....	255
Programs for the Gifted and Talented.....	200
New Jersey School of the Arts.....	147
Teen Arts Program.....	101

Department of Higher Education

Aid to independent colleges and universities.....	17,127
Supplementary education program grants.....	5,673
Dental school aid.....	4,560
Garden State scholarships.....	3,600
Schools of professional nursing.....	1,448
Veterinary medicine education.....	1,349
Vietnam Veterans Tuition Aid.....	1,000
College outcomes evaluation program.....	850
Learning Disabled program.....	750
Optometric education.....	323
Governor's School.....	275
Compulsive Gambling.....	75
Small business and entrepreneurship chair at Rutgers.....	65
Women's studies chair at Douglass College.....	65
Technology Programs	
Technical engineering education.....	1,556
Computers in curricula.....	2,334
Math/science/computer teaching.....	1,000
Center for information age technology.....	500
State college autonomy administration	
computing augmentation.....	1,000
Marine Sciences Consortium.....	650

STATE LOTTERY FUND SCHEDULE--Continued

Minority programs	
Pre-collegiate remedial programs.....	400
Pre-collegiate academic programs.....	1,100
Humanities Programs	
Humanities program.....	2,500
Foreign language/international education.....	500
Operation of State Colleges and Universities	
Thomas A. Edison State College.....	2,129
Glassboro State College.....	23,595
Jersey City State College.....	21,133
Kean College of New Jersey.....	23,719
The William Paterson College of New Jersey.....	26,681
Montclair State College.....	28,251
Trenton State College.....	25,380
Ramapo College of New Jersey.....	12,123
Richard Stockton State College.....	13,076
Rutgers, The State University.....	183,922
Rutgers, Agricultural Experiment Station.....	14,539
University of Medicine and Dentistry of New Jersey.....	117,829
New Jersey Institute of Technology.....	30,264

Department of Human Services

Operation of State Psychiatric Hospitals	
Patient Care and Health Services	
Greystone Park Psychiatric Hospital.....	21,266
Trenton Psychiatric Hospital.....	15,036
Forensic Psychiatric Hospital.....	5,316
Marlboro Psychiatric Hospital.....	21,171
Ancora Psychiatric Hospital.....	21,952
Arthur Brisbane Child Treatment Center.....	2,290
Glen Gardner Center for Geriatrics.....	3,512
Operation of Centers for the Developmentally Disabled	
Residential Care and Habilitation	
Green Brook Regional Center.....	218
Vineland Developmental Center.....	17,248
North Jersey Developmental Center.....	8,369
Woodbine Developmental Center.....	9,883
New Lisbon Developmental Center.....	8,622
Woodbridge Developmental Center.....	10,927
Hunterdon Developmental Center.....	11,106
Edward R. Johnstone Training & Research Center.....	3,168
North Princeton Developmental Center.....	11,017
Domiciliary and Treatment Services for Disabled Soldiers	
NJ Memorial Home for Disabled Soldiers at Menlo Park.....	5,918
NJ Memorial Home for Disabled Soldiers at Vineland.....	5,174
NJ Memorial Home for Disabled Soldiers at Paramus.....	1,842
Sub-Total, Direct State Services	984,552

STATE AID

Department of Education

Pupil Transportation Aid.....	124,115
School Building Aid.....	82,698
Minimum Teacher Starting Salary.....	45,000
Non-Public School Aid.....	25,219
School Building Aid-Debt Service.....	24,500
Projects for Handicapped Infants.....	10,300
School Nutrition.....	6,950
Teacher Recognition Program.....	2,200
Governor's Scholars Program.....	2,000
Urban Initiative:	
Broad Based Component.....	1,500
Operation School Renewal Component.....	1,204
Alternative Programs for Disruptive Pupils.....	600
Pupil Attendance Improvement Program.....	300
Computer Literacy.....	150

Department of Higher Education

Aid to county colleges for operational costs.....	77,563
Sub-Total, State Aid	404,299
Grand Total	1,388,851

STATE AID FOR LOCAL SCHOOL DISTRICTS
 CONSOLIDATED SUMMARY
 GENERAL FUND AND PROPERTY TAX RELIEF FUND
 (amounts expressed in thousands)

	Expended Fiscal 1985	Appropriated Fiscal 1986	Requested Fiscal 1987	Recommended Fiscal Year 1987		
				General Fund	Property Tax Relief Fund	Total
General Formula Aid.....	\$1,222,861	\$1,346,113	\$1,460,795	---	\$1,430,814	\$1,430,814
Categorical Aids:						
Bilingual Education.....	21,107	26,363	27,512	26,948	---	26,948
Compensatory Education (Formula).....	87,319	104,966	110,176	---	110,176	110,176
Compensatory Education (Research).....	---	---	3,305	---	---	---
Special Education.....	201,831	228,326	255,937	---	250,684	250,684
Local Vocational Education.....	7,644	8,094	7,966	7,966	---	7,966
Pupil Transportation Aid.....	129,072	155,441	166,484	124,115	31,326	155,441
School Building Aid/Formula.....	75,102	79,787	84,431	82,698	---	82,698
Nonpublic School Aid.....	18,818	24,719	27,735	25,219	---	25,219
Miscellaneous Grants-in-Aid:						
Emergency Fund.....	200	200	500	200	---	200
Public School Safety.....	2,500	2,500	6,512	2,500	---	2,500
HSPT Related Compensatory Aid.....	---	---	48,574	48,574	---	48,574
Minimum Teacher Starting Salary.....	---	37,700	45,000	45,000	---	45,000
Master Teacher Program.....	---	1,200	20	20	---	20
Maxi-Grant Program.....	---	500	500	500	---	500
Program for Disruptive Students.....	---	1,000	1,000	1,000	---	1,000
Teacher Recognition Program.....	---	2,200	2,200	2,200	---	2,200
Effective Schools Program.....	---	500	500	500	---	500
Governor's Scholars Program.....	---	750	2,000	2,000	---	2,000
Minority Teacher's Program.....	---	---	30	30	---	30
Aid for Asbestos.....	2	10,000	10,000	---	---	---
Other Grants-in-Aid.....	6,475	1,097	1,088	1,020	---	1,020
Urban Initiative:						
Computer literacy and training.....	895	228	150	150	---	150
Alternative programs for disruptive pupils.....	113	600	600	600	---	600
Pupil attendance improvement program.....	254	400	300	300	---	300
Operation School Renewal Component - Broad Based Component.....	---	487	1,204	1,204	---	1,204
Broad Based Component.....	---	---	1,500	1,500	---	1,500
Adult & Continuing Education.....	3,651	5,220	6,530	6,220	---	6,220
County Special Services.....	13,264	15,750	16,500	15,750	---	15,750
General Vocational Aid.....	7,146	7,146	9,146	7,146	---	7,146
School Nutrition.....	6,993	6,993	6,950	6,950	---	6,950
School Building Aid/Debt Service.....	24,371	23,521	24,500	24,500	---	24,500
Teachers' Pension & Annuity Assistance.....	525,813	575,317	621,540	621,540	---	621,540
Projects for Handicapped Infants.....	6,956	9,946	10,300	10,300	---	10,300
Education Information and Resource Center.....	525	575	735	575	---	575
TOTAL	\$2,362,912	\$2,677,639	\$2,962,220	\$1,067,225	\$1,823,000	\$2,890,225

SUMMARY OF FEDERAL PROGRAMS
BLOCK GRANTS

	Expended 1985	Adjusted Appropriation 1986	Recommended 1987
	-----	-----	-----
Social Services Block Grant	\$101,480,000	\$85,737,000	\$82,971,000
Department of Human Services:			
Developmental Disabilities--Adult Activities.....	\$2,136,000	\$1,377,000	\$1,274,000
Welfare--Direct Services of County Agencies.....	\$22,840,000	\$22,840,000	\$22,840,000
Youth and Family Services.....	\$70,467,000	\$52,151,000	\$49,492,000
Central Office Administration.....	\$1,315,000	\$4,547,000	\$4,547,000
Department of Community Affairs:			
Purchase of Legal Services.....	\$1,434,000	\$1,437,000	\$1,437,000
Department of Corrections:			
Juvenile Services.....	\$227,000	\$193,000	\$197,000
Department of Health:			
Alcohol Abuse.....	\$684,000	\$800,000	\$792,000
Family Planning.....	\$1,913,000	\$1,928,000	\$1,928,000
Department of Labor:			
Work Activity Centers.....	\$464,000	\$464,000	\$464,000
Preventive Health and Health Services Block Grants	\$2,590,000	\$2,691,000	\$2,750,000
Department of Health:			
Local and Community Health Services.....	\$2,550,000	\$2,691,000	\$2,750,000
Epidemiology.....	\$40,000	\$0	\$0
Maternal and Child Health Block Grant	\$8,702,000	\$7,519,000	\$8,888,000
Department of Health:			
Vital Statistics.....	\$36,000	\$0	\$35,000
Community Health Services.....	\$8,649,000	\$7,496,000	\$8,830,000
Diagnostic Services.....	\$17,000	\$23,000	\$23,000
Alcohol, Drug Abuse and Mental Health Block Grant	\$24,599,000	\$21,284,000	\$20,840,000
Department of Health:			
Alcoholism Control.....	\$2,925,000	\$3,487,000	\$3,487,000
Narcotic and Drug Abuse Control.....	\$6,246,000	\$6,672,000	\$6,672,000
Department of Human Services:			
Community Mental Health.....	\$15,428,000	\$11,125,000	\$10,681,000
Low Income Home Energy Assistance Block Grant	\$81,518,000	\$83,756,000	\$88,312,000
Department of Human Services:			
Welfare--Payments to AFDC/SSI Recipients.....	\$69,137,000	\$72,725,000	\$75,292,000
Youth and Family Services.....	\$7,013,000	\$5,451,000	\$7,448,000
Department of Community Affairs:			
Energy Crisis Intervention.....	\$397,000	\$600,000	\$600,000
Weatherization.....	\$4,300,000	\$4,300,000	\$4,292,000
Department of Health:			
Maternal and Child Health Services.....	\$417,000	\$426,000	\$426,000
	\$254,000	\$254,000	\$254,000
Small Cities Block Grant	\$11,451,000	\$9,641,000	\$9,450,000
Department of Community Affairs.....	\$11,451,000	\$9,641,000	\$9,450,000
Community Services Block Grant	\$9,022,000	\$9,900,000	\$10,018,000
Department of Community Affairs.....	\$9,022,000	\$9,900,000	\$10,018,000
Education Block Grant, Chapter II	\$13,471,000	\$14,600,000	\$16,081,000
Department of Education.....	\$13,471,000	\$14,600,000	\$16,081,000
Total Block Grants	=====	=====	=====
	\$252,833,000	\$235,128,000	\$239,310,000

GLOSSARY

This glossary contains definitions of terms used in this budget, or in State budgeting and accounting procedures. Several new or revised definitions are included to reflect the movement toward full compliance with the Generally Accepted Accounting Principles promulgated by the National Council on Governmental Accounting. It is not intended to be an exhaustive dictionary of accounting and budgeting terms.

ADJUSTED APPROPRIATION-- The total of an original appropriation, all supplemental appropriations and certain allotments from inter-departmental appropriations.

ALL OTHER FUNDS-- Revenues, other than Federal, which are not anticipated as resources to support the annual State budget. Upon receipt, these funds become appropriated, as provided by the language of the Appropriations Act.

ALLOTMENT-- An allocation of a portion of an appropriation to make it available for encumbrance or disbursement by the agency to which appropriated, and usually applying to a period of time; e.g., a calendar quarter. In the instance of inter-departmental appropriations, allotments made to the various agencies simultaneously transfer appropriations and make them available for encumbrance or disbursement by the agency.

ANTICIPATED RESOURCES-- For each fiscal year, is the sum of the estimated surplus at the end of the prior fiscal year, together with all estimated revenues for the General Fund from all sources, including taxes and license fees, other miscellaneous departmental revenue and revenue transfers to the General Fund from other funds in the State Treasury. Excluded are appropriated revenues, Federal aid and revenues of trust funds which are not within the General Treasury.

ANTICIPATED REVENUE-- That portion of estimated revenues to be realized in any fiscal year which have been anticipated as General Fund resources to support the appropriations made, or undesignated fund balance projected, in the annual Appropriations Act. Such revenues are not available for expenditure unless appropriated by the Legislature.

APPROPRIATED REVENUE-- Those revenues not previously anticipated or budgeted, which upon receipt increase appropriation balances as authorized in the Appropriations Act, and from which agencies may incur obligations or make expenditures for specific purposes.

APPROPRIATION-- The sum of money authorized by an act of the Legislature for expenditure during a particular fiscal year.

AUTHORIZED POSITION-- A position in a State government organization for which the primary funding source is not a General Fund appropriation. For such positions the primary funding source is Federal or other non-State funds.

BLOCK GRANT-- An amount allotted by the Federal government to the State to be allocated to a particular program area within general guidelines as the State determines.

BOND FUND-- A fund into which are received the proceeds from the issuance of bonds, and from which are paid all proper expenditures for the purposes for which the bonds were authorized.

BUDGET-- The proposed financial plan of the State government for the fiscal year, setting forth the anticipated resources from all sources and proposed appropriations.

BUDGETED POSITION-- A position specifically approved and funded by a State appropriation in a salary object account.

BUDGET REQUEST-- The request, required by law, of each spending agency for an appropriation or permission to spend during the next ensuing fiscal year.

CAPITAL CONSTRUCTION-- One of the major subdivisions of the State budget, this category includes funds budgeted for:

1. Acquisition of or option to buy land and right-of-way and existing improvements therein, regardless of cost.
2. New buildings and structures not attached to or directly related to any existing structures, regardless of cost.
3. Projects whose estimated cost including land, planning, furnishing and equipping, is usually \$50,000 or more regardless of the construction involved.

CAPITAL PROJECT FUNDS-- These funds account for financial resources for the acquisition or construction of major capital facilities.

CATEGORICAL GRANT-- An amount allotted by the Federal government to the State to be allocated to a particular program area for a specific purpose or mandate of the Federal government.

CONTINGENCY APPROPRIATION-- An appropriation to provide for unforeseen expenditures or for anticipated expenditures of uncertain amount.

CONTROL ACCOUNT-- Denotes an account established for the purpose of receiving and holding unallocated appropriations or appropriated receipts pending transfer to operating, or expenditure accounts.

DEBT SERVICE-- One of the major subdivisions of the State budget, this category provides the resources to finance payment of general, long-term debt principal and interest, such as bond issues or other long-term financing.

DEDICATED FUND-- Funds, normally contained in the General Fund, consisting of resources owned by the State, the use of which is constrained, either by statutory specification, dedication or other restriction, to a particular purpose or program. Receipts from a specific revenue source may be dedicated by the annual Appropriations Act or other legislation, to be used for some specific purpose.

DIRECT STATE SERVICES-- One of the major subdivisions of the State budget, this category includes all general operating costs of State government, including programs which provide services directly to the public.

DISBURSEMENT-- Payment of money out of any public fund or treasury. (See also EXPENDITURE).

GLOSSARY--Continued

- EMERGENCY FUND**-- A sum appropriated, within the Contingency Appropriation, for allotment to agencies to meet emergency conditions.
- EMERGENCY TRANSFER**-- The allocation of funds to an agency from the Emergency Fund to meet unanticipated expenditures such as workers' compensation awards.
- ENCUMBRANCE**-- A reservation of funds for future payment (disbursement) to liquidate an obligation incurred, usually by the issuance of a purchase order or the execution of a contract calling for payment in the future.
- EVALUATION DATA**-- The quantitative expression of the end products produced or other elements involved in the work of an organization.
- EXCESS RECEIPTS**-- Any receipts by an agency in excess of anticipated resources in the annual Appropriations Act. Such excess receipts may either be appropriated for the agency's use by the annual Appropriations Act, or may be considered as an overrun of anticipations and, therefore, credited to the General Fund undesignated fund balance.
- EXPENDITURE**-- Denotes charges incurred, whether paid or unpaid, thus including both disbursements and liabilities. (See also DISBURSEMENT and ENCUMBRANCE .)
- EXPENDITURE ACCOUNT**-- An account in which expenditure transactions are recorded, normally termed an object account; as opposed to a control account in which expenditures may not be recorded.
- FISCAL YEAR**-- A twelve-month period of time to which the annual budget applies and at the end of which the State determines its financial position and the results of its operations. New Jersey State government has a July 1 to June 30 fiscal year.
- FUND BALANCE--DESIGNATED**-- Unexpended and unencumbered appropriations which are authorized to continue into the subsequent fiscal year. (See also REAPPROPRIATION .)
- FUND BALANCE--RESERVED**-- That portion of the total fund balance which is legally or administratively segregated for a specific future use, and is therefore not available for appropriation.
- FUND BALANCE--UNDESIGNATED**-- Fund equity unrestricted and available for appropriation.
- GAAP**-- Generally Accepted Accounting Principles--The rules and procedures necessary to define uniform account and financial reporting standards, including broad guidelines and detailed practices. The Governmental Accounting Standards Board (GASB) promulgates accounting principles for state and local governments.
- GENERAL FUND**-- The funds into which all State revenues, not otherwise restricted by statute, are deposited and from which appropriations are made. The largest part of the total financial operations of the State are accounted for in the General Fund. Revenues received from taxes, most Federal revenue and certain miscellaneous revenue items are recorded in the General Fund. The appropriation acts enacted by the Legislature provide the basic framework for the operation of the General Fund.
- GENERAL TREASURY**-- Consists of all funds over which the State Treasurer is custodian and/or funds of which the State of New Jersey is the owner or beneficial owner.
- INTER-DEPARTMENTAL ACCOUNTS**-- A group of accounts established for the Department of the Treasury, to which are appropriated funds for payment for or on behalf of all State agencies of rent and employee benefits, and contingency funds for certain specified purposes.
- INTERFUND TRANSFER**-- An amount transferred from one fund to another, normally authorized by the annual Appropriations Act.
- LAPSE**-- This term denotes the automatic termination of an appropriation. Appropriations are made for a single fiscal year. At the end of this period, any unexpended or unencumbered balances therefore revert (lapse) to undesignated fund balance in the General Fund, or to the fund from which originally appropriated, unless specifically appropriated again in the succeeding fiscal year.
- LIABILITY**-- Debt or other legal obligation arising out of transactions in the past which must be liquidated, renewed, or refunded at some future date. This term does not include encumbrances.
- LINE ITEM**-- Any single line account for which an appropriation is provided in an Appropriations Act.
- NON-BUDGETED POSITION**-- A position, established on a temporary basis, for a limited period of time, using funds available from a Special Purpose appropriation, from balances available from unfilled budgeted positions, or from funds provided as a lump sum amount in a salary appropriation.
- NON-STATE FUND (ACCOUNT)**-- Any fund (or account within a fund) within the General Treasury, the proceeds of which arise from a source other than the General Fund, typically from Federal or foundation grants, pooled inter-governmental funds, or service charges. (See also REVOLVING FUND .)
- OBJECT ACCOUNT**-- This term applies to account classification to identify funds for articles purchased or services obtained (as distinguished from the results obtained from expenditures).
- OBJECT CATEGORY**-- A group of objects of similar character categorized for classification purposes. Examples are personal services, materials and supplies, services other than personal, and maintenance and fixed charges.
- OBLIGATION**-- An amount which the State may be required legally to meet out of its resources. It includes not only an actual liability, but also an unliquidated encumbrance, established by the issuance of a purchase order, the execution of a contract calling for payment at some future date, or a liability established in any other lawful way for future payment of a specified amount of money. An obligation normally results in an encumbrance in an appropriation account.

GLOSSARY--Continued

ORGANIZATION-- Any State government entity which is established by statute, executive order or departmental order, to carry out one or more programs, for which a separate appropriation is made.

ORIGINAL APPROPRIATION-- An appropriation made in the annual Appropriations Act.

PROGRAM-- A group of related activities directed toward the accomplishment of an identifiable objective; it is established by statute, executive order or departmental order; it is distinguishable by its clientele, organization, subject matter or process.

PROGRAM CLASSIFICATION-- An operating program function, consisting of closely related activities with an identifiable objective or goal, which is treated as an identifiable appropriation item.

REAPPROPRIATION-- The appropriation in any fiscal year of funds remaining unexpended at the end of the preceding fiscal year. (See also FUND BALANCE--DESIGNATED .)

RECEIPTS-- A general term for cash received which may either satisfy a receivable, be a conversion of another asset or a refund of a prior expenditure; it may also represent revenues earned or realized.

RECEIVABLE-- An anticipated sum of money which is treated as revenue even though it is "not in hand." Such sums are available for expenditure by State agencies when properly authorized. The establishment of a receivable results in an increase in an asset balance.

REFERENCE KEY (REF. KEY)-- A columnar heading in the appropriation data section of each program budget which identifies to which program classification a particular account relates.

REQUEST YEAR-- The fiscal year for which a budget request is made.

REVENUE ACCOUNT-- An account established for the purpose of recording the receipt of revenues from a specific source.

REVENUES-- This term designated additions to assets (usually cash or receivable) which do not increase a liability nor represent the recovery of an expenditure, and which do not correspondingly reduce an asset. (Accounts in this category are credit balance accounts.)

REVOLVING FUND (ACCOUNT)-- A fund (or an account within any fund) established to finance (1) State activities of a business or commercial nature or (2) the operation of an intragovernmental service agency or enterprise, which generates receipts (income) from the sale of commodities or services. Such receipts are available for the continuing operation of the activity or enterprise.

SPECIAL REVENUE FUNDS-- These funds are used to account for resources legally restricted to expenditure for specified current operating purposes.

SPENDING AGENCY-- Any department, board, commission, officer or other State agency to or for which an appropriation is made.

STATE AID-- One of the major subdivisions of the State budget; this category shall mean:

1. Monies paid by the State to a local government or to a nongovernmental agency for:
 - a. Assistance distributed to local governments according to a formula.
 - b. Assistance provided to aid local governments to carry out activities which are the responsibility of the local unit.
 - c. Grants-in-Aid to non-governmental agencies for functions carried out on behalf of a local unit of government.
 - d. Payments specifically designated by law as State Aid.
2. Expenses incurred by a State department or agency on behalf of a local unit of government. Such expenditures may include:
 - a. Monies budgeted by the State to make payments on behalf of local government.
 - b. Administrative costs of State Aid programs.
 - c. Costs of State personnel engaged in services normally provided and paid for by a local government.

STATE TREASURY-- A term used generally to refer to all funds (monies) deposited to the credit of the State of New Jersey. It includes the General Fund and funds from all other sources.

STATEWIDE PROGRAM-- A functional grouping of related program classifications which contribute to satisfaction of some broader objective or objectives. Each Statewide program is presented as a separate component of the total budget of a department or agency.

STRATEGIC PLANNING-- The process of making present decisions on the allocation of people, assets and priorities to reach an agreed upon objective, after consideration of needs and constraints.

SUPPLEMENTAL APPROPRIATION-- An appropriation made in addition to (or supplemental to) the annual Appropriations Act.

SURPLUS-- See FUND BALANCE .

TRANSFER (OF APPROPRIATION)-- A transaction which reallocates all or a part of any item in an appropriation to another item in that appropriation.

TRUST AND AGENCY FUNDS-- These funds are used to account for assets held in a trustee capacity or as an agent for individuals, private organizations, other governments, and/or other funds.

UNEXPENDED BALANCE-- The remaining appropriation balance in an account after charging all disbursements and encumbrances.

STATE OF NEW JERSEY
STATEMENT OF GENERAL LONG-TERM DEBT(a)
DECEMBER 31, 1985
(amounts expressed in thousands)

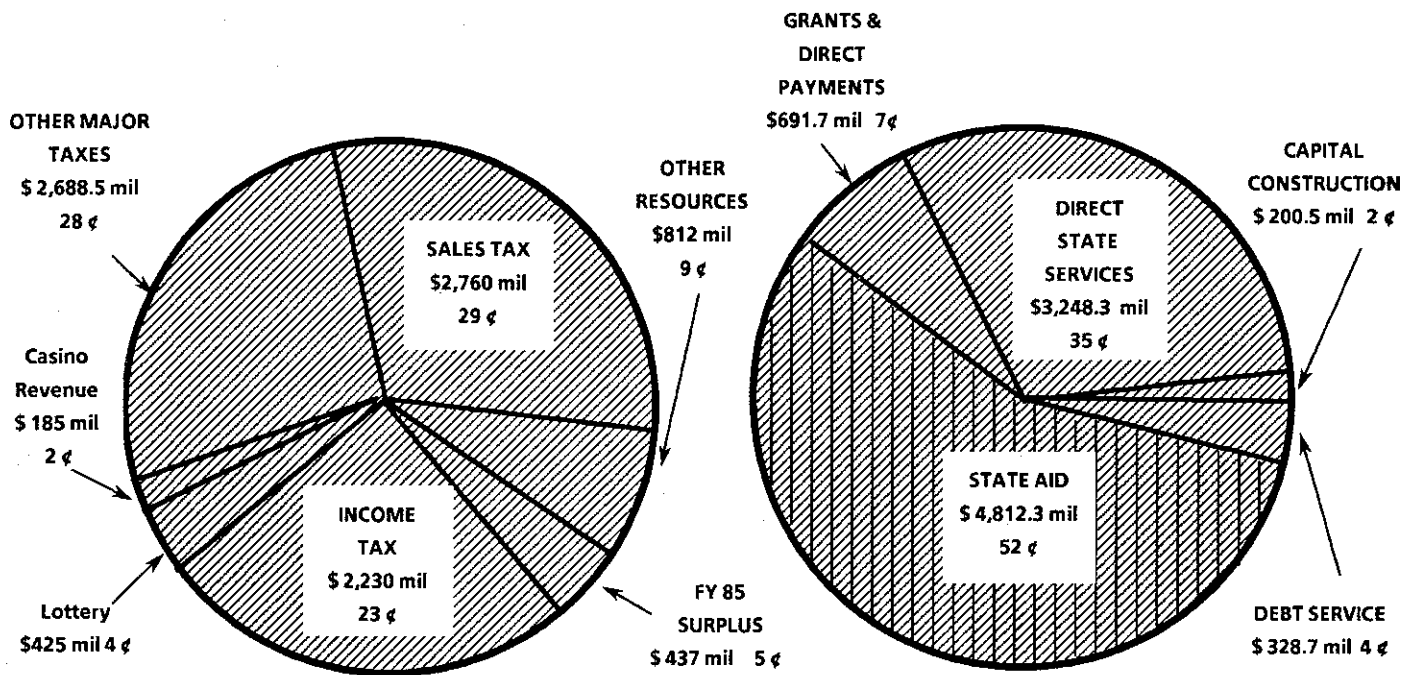
	<u>ACT OF</u>	<u>AUTHORIZED</u>	<u>UNISSUED</u>	<u>RETIRED</u>	<u>OUTSTANDING</u>
Highway Improvement and Grade Crossing Elimination Bonds.....	1930	58,000	---	56,695	1,305
Water Development Bonds.....	1958	45,480	---	42,850	2,630
State Institution Construction Bonds.....	1960	40,000	---	36,500	3,500
State Recreation and Conservation Land Acquisition Bonds.....	1961	60,000	---	53,000	7,000
New Jersey Institutions Construction Bonds.....	1964	50,000	---	36,600	13,400
State Higher Education Construction Bonds.....	1964	40,100	---	30,800	9,300
State Housing Assistance Bonds.....	1968	12,500	---	6,300	6,200
Public Buildings Construction Bonds.....	1968	337,500	---	145,600	191,900
State Transportation Bonds.....	1968	640,000	---	259,570	380,430
Water Conservation Bonds.....	1969	271,000	43,000	93,335	134,665
Higher Education Construction Bonds.....	1971	155,000	---	57,400	97,600
State Recreation and Conservation Land Acquisition Bonds.....	1971	80,000	---	23,310	56,690
State Facilities for the Handicapped Bonds.....	1973	25,000	---	14,200	10,800
State Recreation and Conservation Land Acquisition and Development Bonds.....	1974	200,000	5,000	85,520	109,480
Clean Waters Bonds.....	1976	120,000	9,000	20,620	90,380
Institutions Construction Bonds.....	1976	80,000	---	27,080	52,920
State Mortgage Assistance Bonds.....	1976	25,000	---	8,910	16,090
Medical Education Facilities Bonds.....	1977	120,000	---	20,000	100,000
Beaches and Harbors Bonds.....	1977	30,000	---	1,950	28,050
Emergency Flood Control Bonds.....	1978	25,000	11,000	1,800	12,200
Institutional Construction Bonds.....	1978	100,000	---	58,075	41,925
State Land Acquisition and Development Bonds.....	1978	200,000	70,000	64,850	65,150
New Jersey Transportation Rehabilitation and Improvement Bonds.....	1979	475,000	45,500	109,125	320,375
New Jersey Public Purpose Buildings Construction Bonds.....	1980	159,000	14,395	20,975	123,630
Natural Resources Bond.....	1980	145,000	75,000	4,625	65,375
Energy Conservation Bonds.....	1980	50,000	30,000	2,250	17,750
Water Supply Bonds.....	1981	350,000	291,400	3,300	55,300
Hazardous Discharge Bonds.....	1981	100,000	100,000	---	---
Farmland Preservation Bonds.....	1981	50,000	40,000	450	9,550
Community Development Bonds.....	1982	85,000	66,600	---	18,400
Correctional Facilities Construction Bonds.....	1982	170,000	25,000	---	145,000
New Jersey Green Acres Bonds.....	1983	135,000	87,000	---	48,000
Shore Protection Bonds.....	1983	50,000	32,000	---	18,000
New Jersey Bridge Rehabilitation and Improvement Bonds.....	1983	135,000	110,000	---	25,000
Jobs, Science and Technology Bonds.....	1984	90,000	78,000	---	12,000
New Jersey Human Services Facilities Construction Bonds.....	1984	60,000	42,000	---	18,000
Refunding Bonds.....	1985	307,395	---	---	307,395
Wastewater Treatment Bonds.....	1985	190,000	190,000	---	---
Resource Recovery and Solid Waste Disposal Facility Bonds.....	1985	85,000	85,000	---	---
Pinelands Infrastructure Trust Bonds.....	1985	30,000	30,000	---	---
TOTAL LONG-TERM DEBT		5,380,975	1,479,895	1,285,690	2,615,390

(a) Amount as of June 30, 1985, as adjusted for the issuance of the Bonds on November 1, 1985, and as adjusted for three Bond acts approved by the voters on November 5, 1985.

**NEW JERSEY BUDGET
APPROPRIATIONS FOR 1986 - 1987
ALL STATE FUNDS**
(in thousands)

**RESOURCES
\$ 9,537,505**

**RECOMMENDATIONS
\$ 9,281,505**

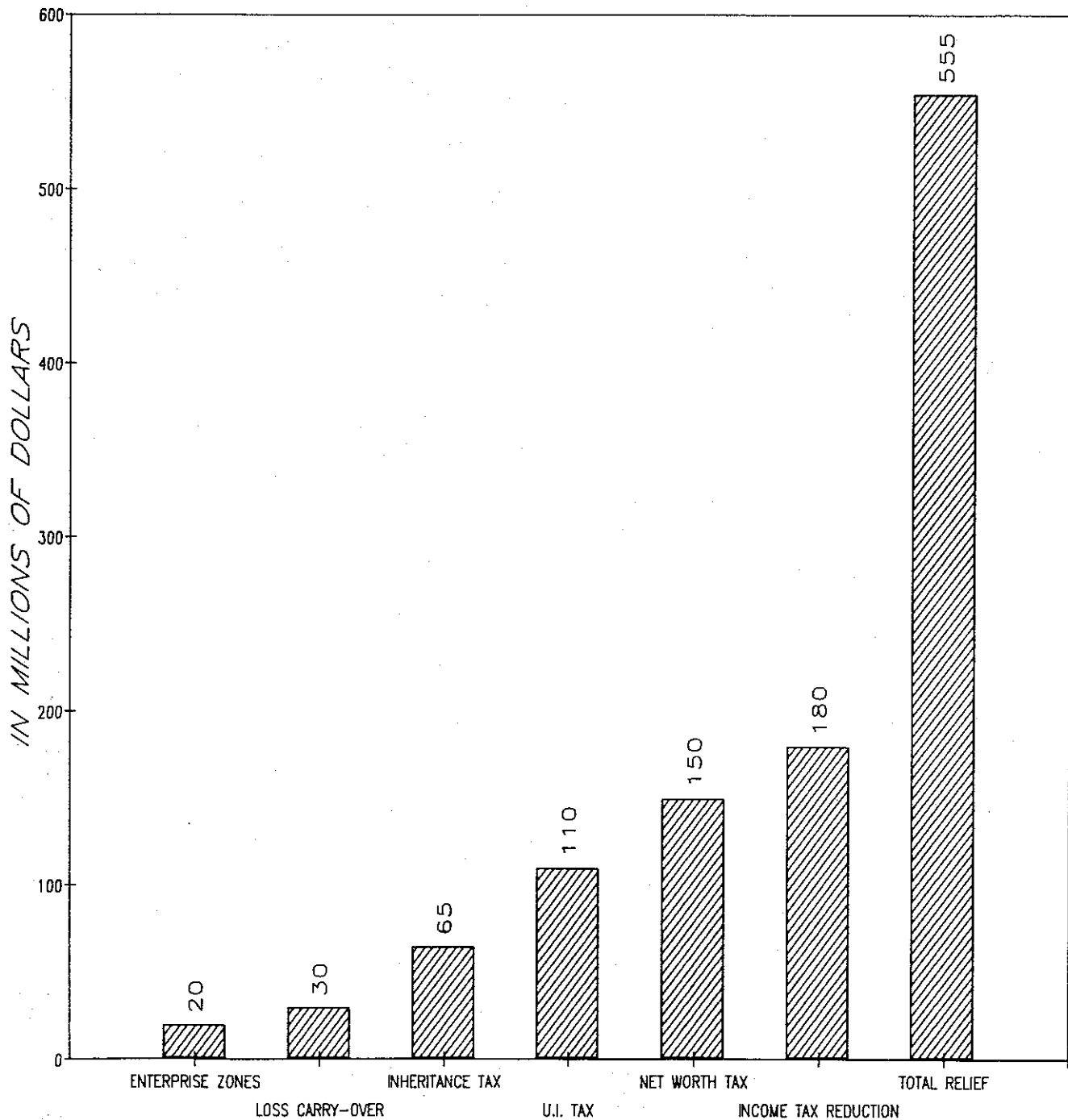


SALES TAX	\$2,760,000
INCOME TAX	2,230,000
LOTTERY	425,000
CASINO REVENUE	185,000
OTHER MAJOR TAXES	
Corporation	1,273,500
Motor Fuels	339,500
Motor Vehicles	337,500
Cigarette	217,000
Inheritance	165,000
Public Utilities	129,000
Beverage (Wholesale)	85,000
Beverage	61,000
Realty Transfer	50,000
Business Personal Property	25,000
Racing	6,000
OTHER RESOURCES	812,013
Surplus July 1, 1986	
General Fund	334,093
Property Tax Relief Fund	18,080
Casino Revenue Fund	<u>84,819</u>
TOTAL	\$9,537,505

Education	\$2,941,825
Human Services	1,827,030
Interdepartmental	846,990
Treasury	822,536
Higher Education	804,847
Transportation	461,687
Debt Service	328,689
Corrections	295,782
Law & Public Safety	287,177
Community Affairs	161,904
Environmental Protection	104,755
Judiciary	68,465
Health	60,013
Labor	50,056
Commerce & Economic Development	35,666
Legislature	34,616
Public Advocate	34,306
Other Departments	115,161
TOTAL	\$9,281,505
Estimated Surplus, June 30, 1987	
General Fund and Property	
Tax Relief Fund	\$180,000
Casino Revenue Fund	76,000

TAX REDUCTIONS FOR NEW JERSEY TAXPAYERS

Income Tax Rebates; Elimination of Unemployment Insurance Surtax;
Net Worth Tax; Phase-out of Inheritance Tax; Urban Enterprise Zone savings;
and carry-over of Corporation net operating losses

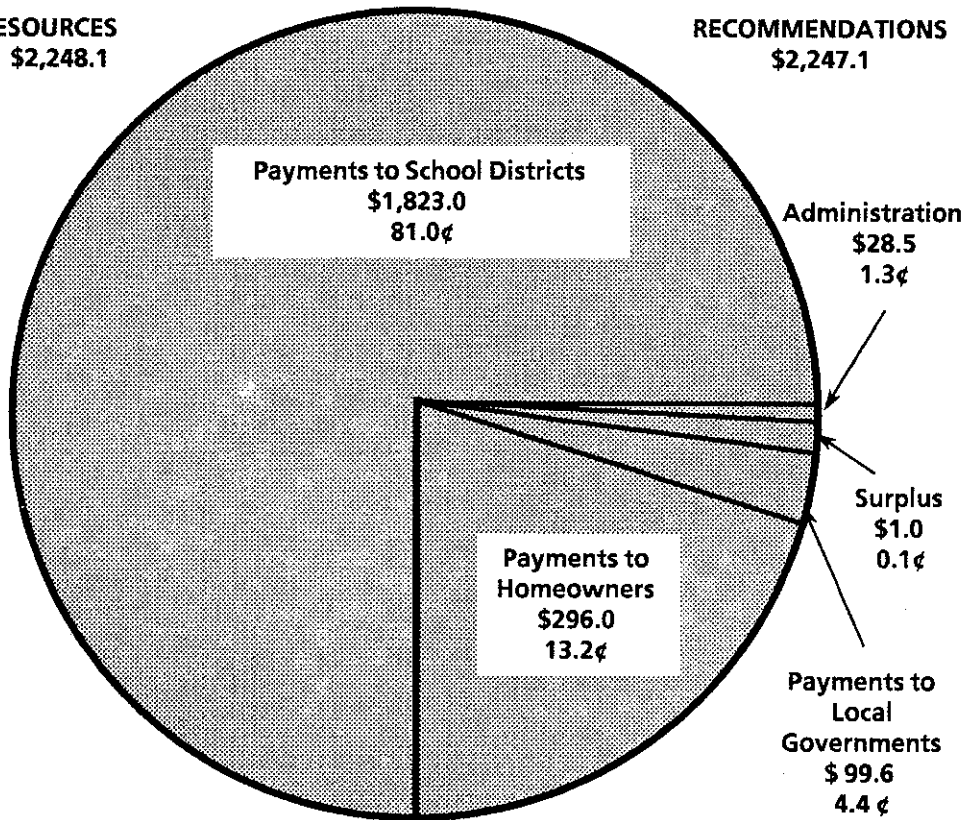


FISCAL YEAR 1987

**NEW JERSEY BUDGET
PROPERTY TAX RELIEF FUND
FISCAL YEAR 1986 - 1987**
(in millions)

RESOURCES
\$2,248.1

RECOMMENDATIONS
\$2,247.1



Payments to School Districts

Formula Aid	\$ 1,430.8
Special Education	250.7
Compensatory Education	110.2
Pupil Transportation	<u>31.3</u>
	\$ 1,823.0

Payments to Homeowners

Homestead Exemptions	\$296.0
----------------------	---------

Payments to Local Governments

Revenue Sharing	50.0
Senior Citizen's and Veteran's	
Property Tax Deductions	<u>49.6</u>
	\$99.6

Administration

28.5

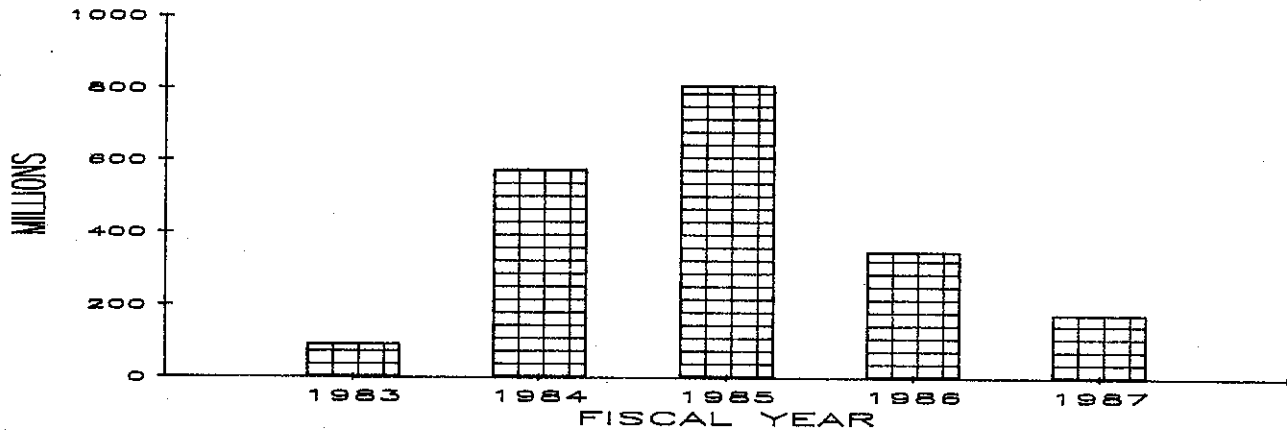
TOTAL

\$2,247.1

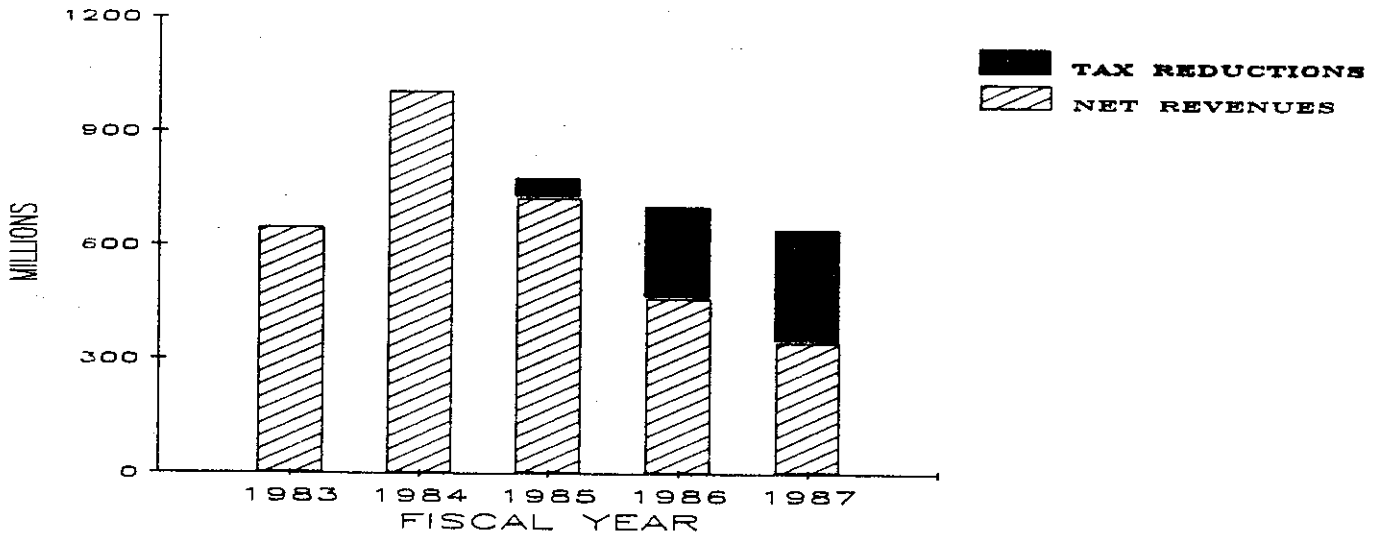
SURPLUS (June 30, 1987)

\$1.0

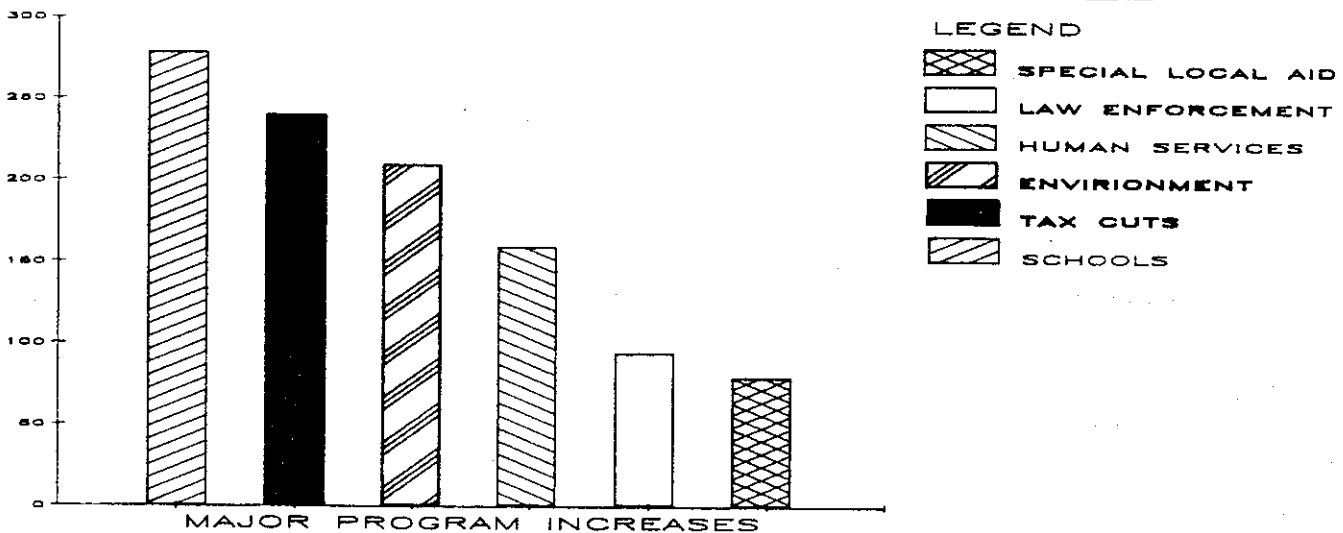
STATE OF NEW JERSEY CLOSING SURPLUS CHANGES



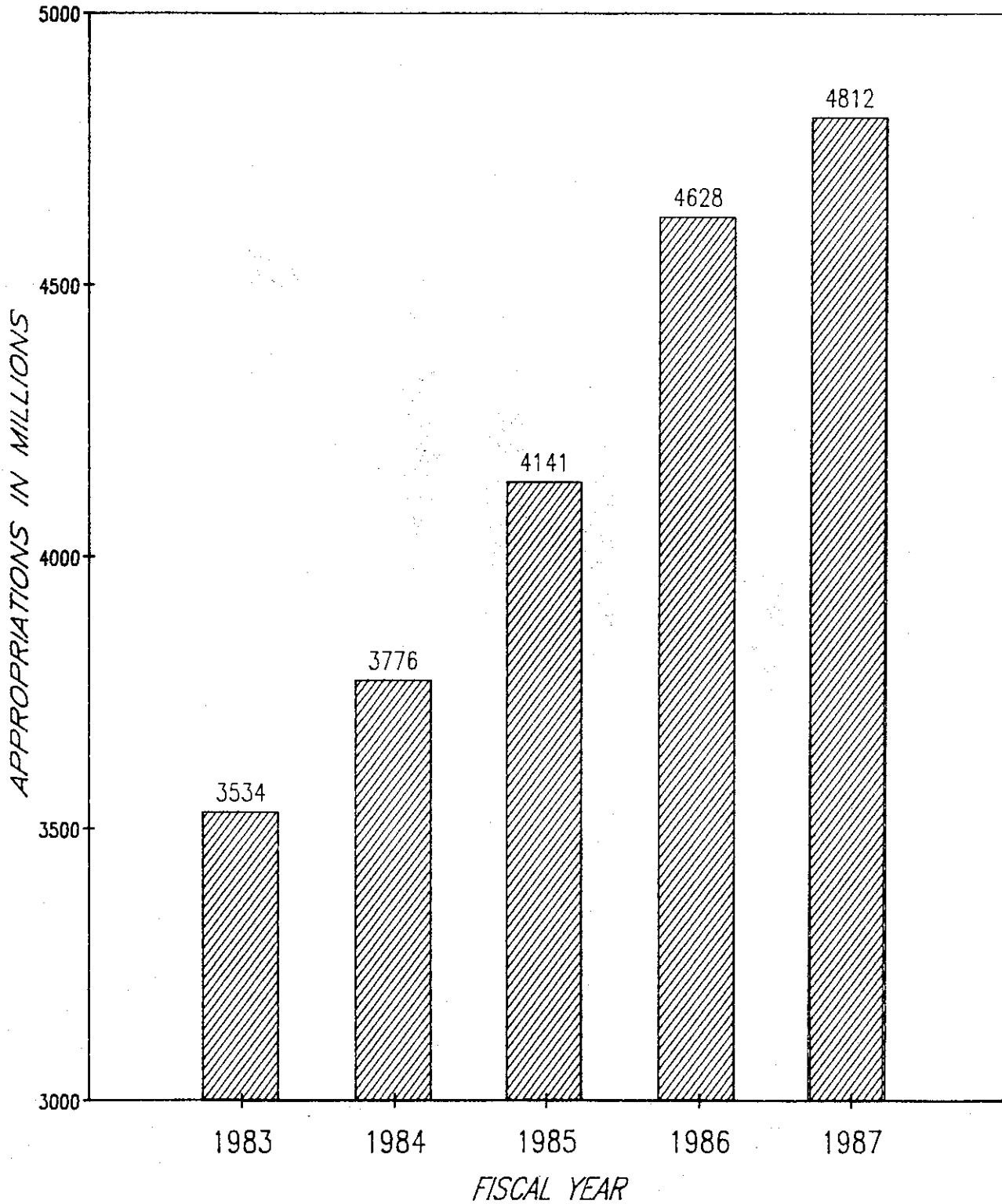
REVENUE GROWTH IMPACT OF TAX REDUCTIONS



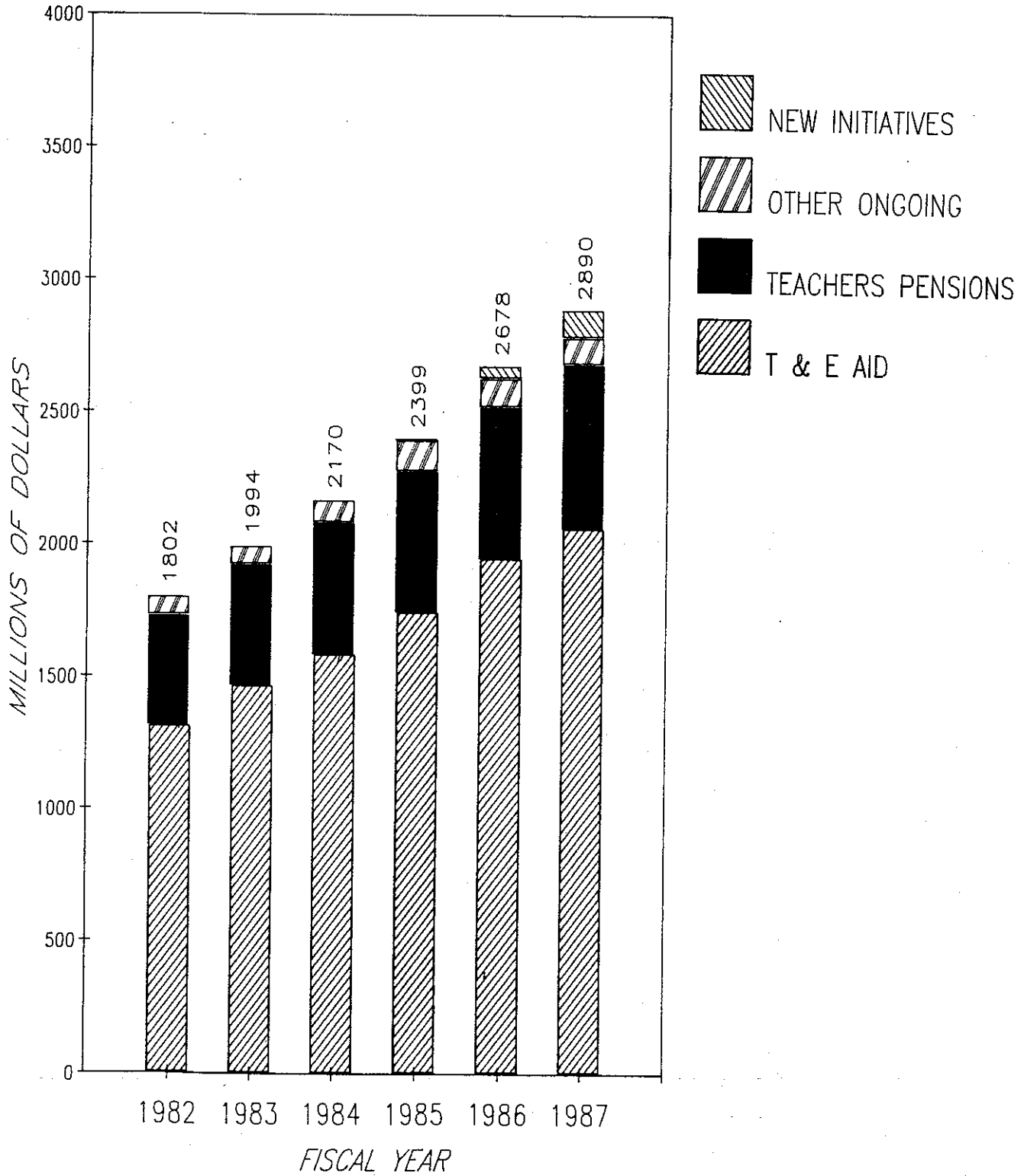
1986 EXPENDITURE INCREASES



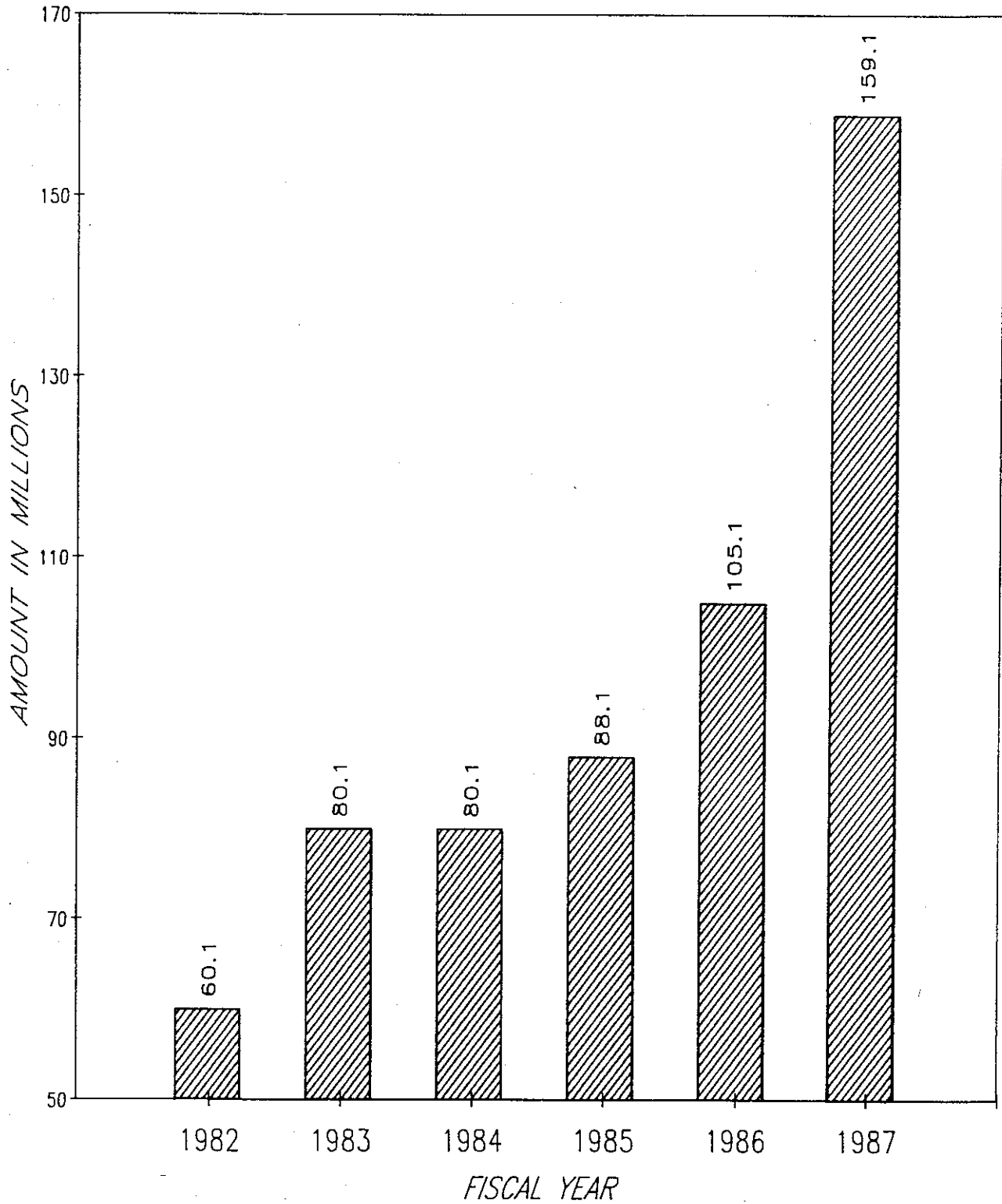
STATE AID APPROPRIATIONS FISCAL YEARS 1983 THROUGH 1987



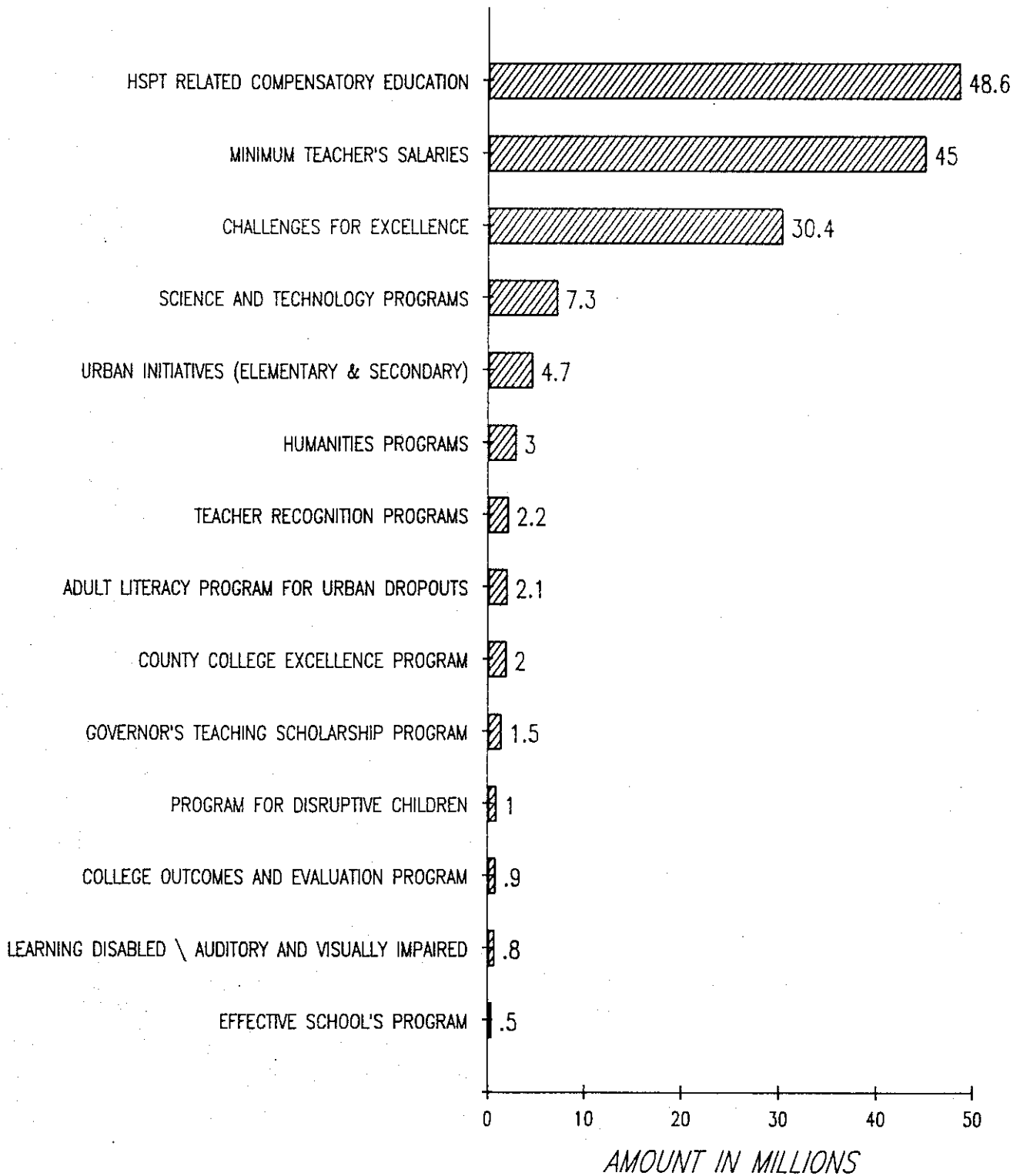
STATE AID TO EDUCATION FISCAL YEARS 1982 TO 1987



DEPARTMENT OF EDUCATION
FUNDING FOR COMPENSATORY EDUCATION

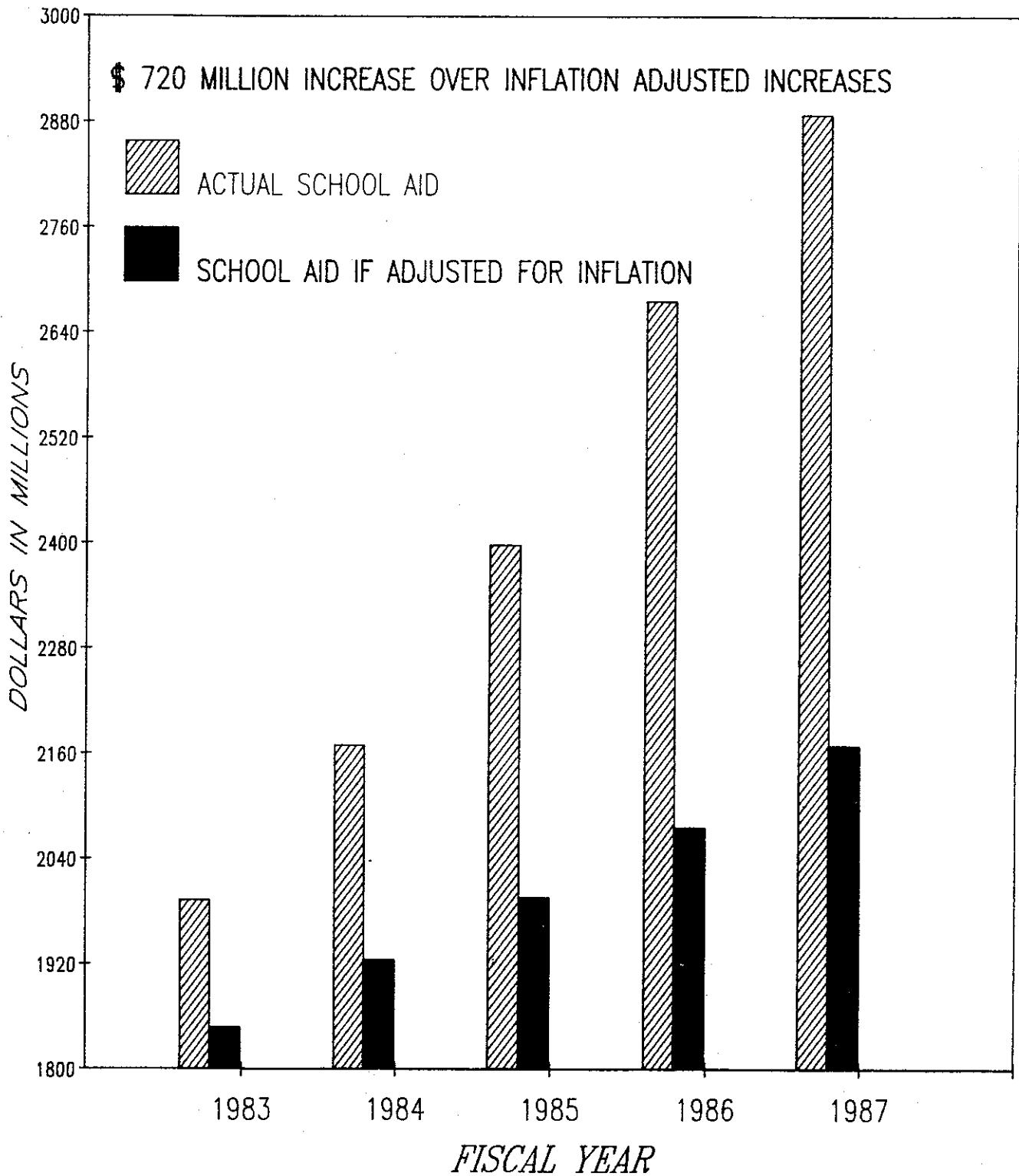


EDUCATION PRIORITIES IN FY 1987 BUDGET

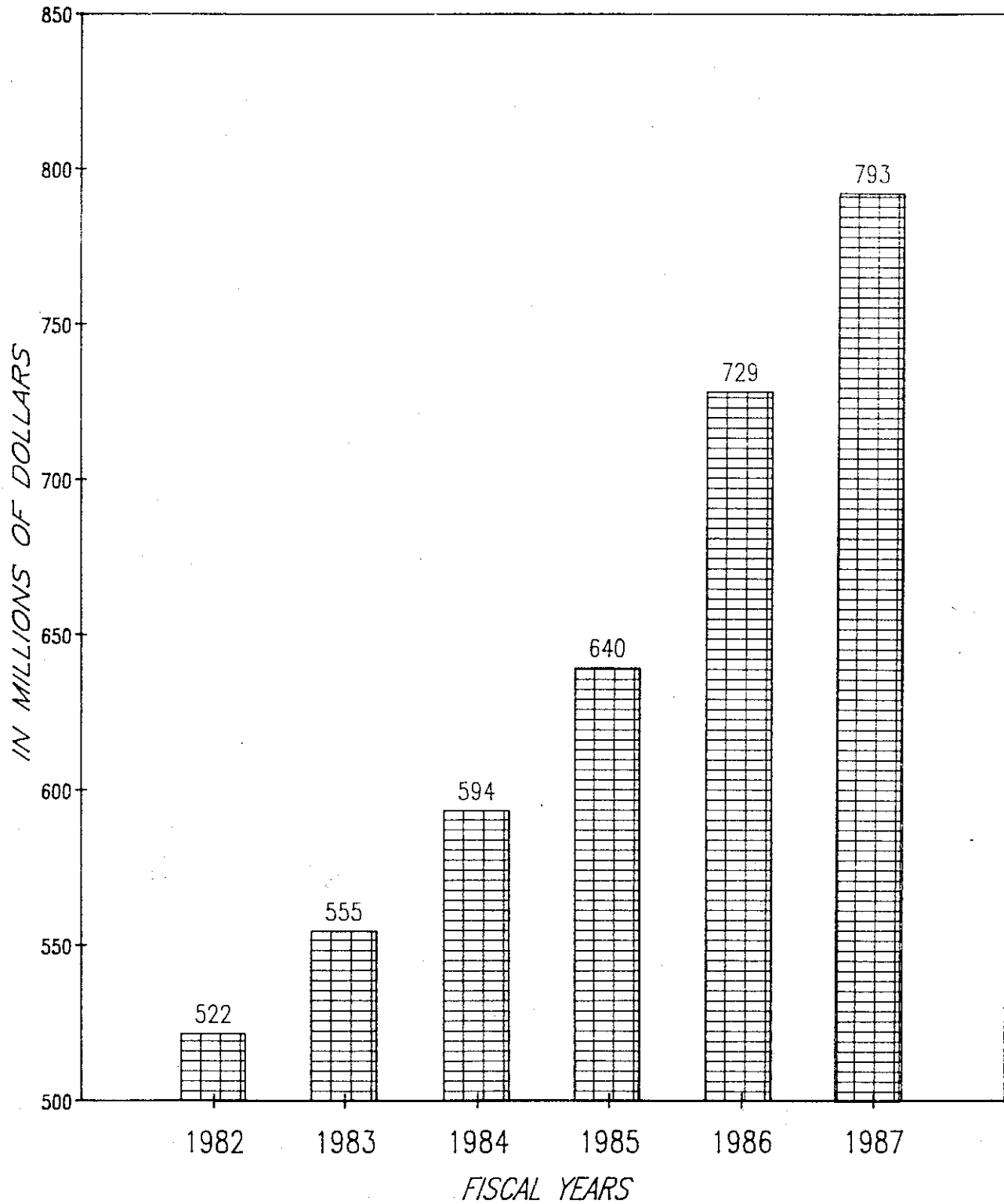


SCHOOL AID

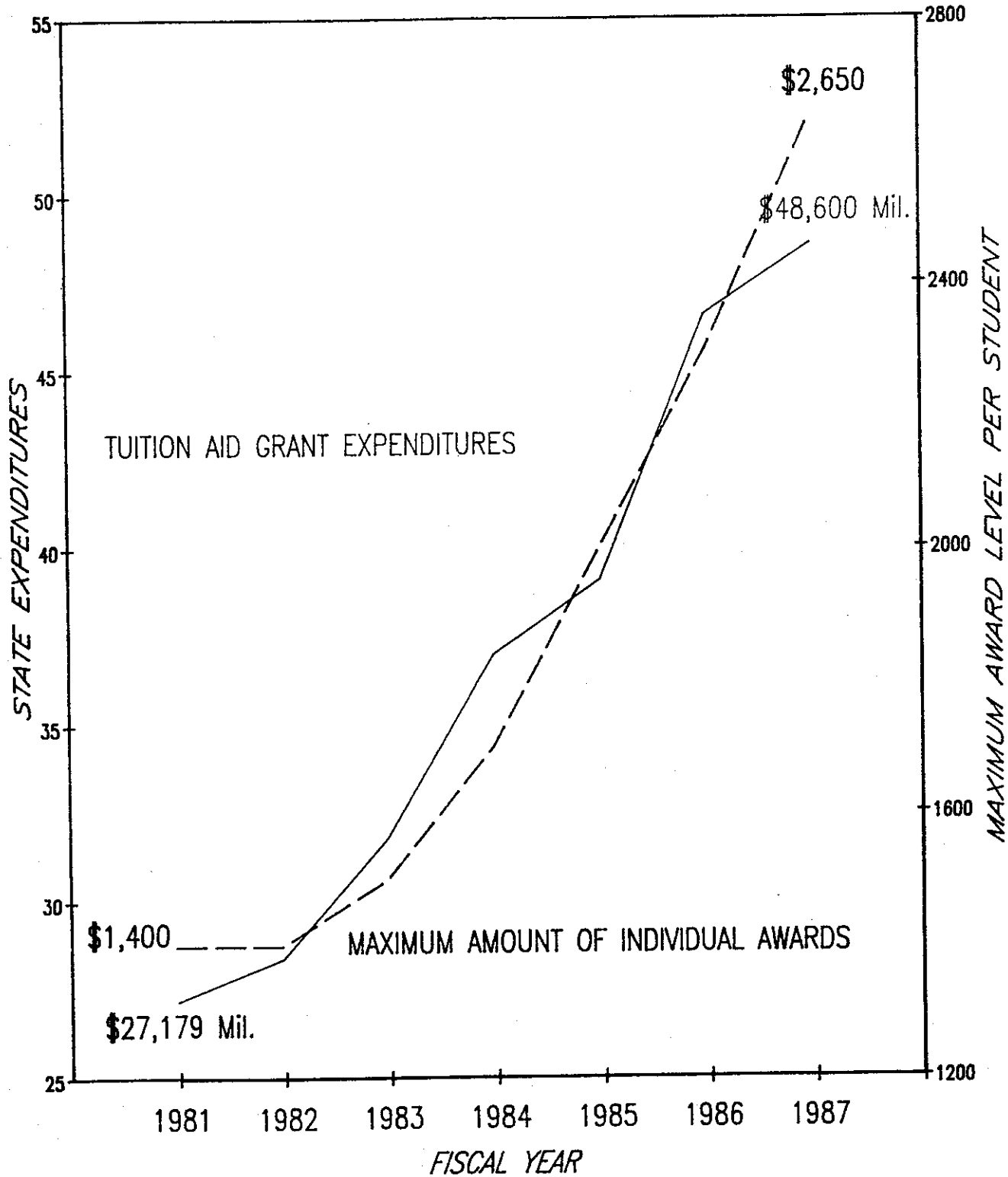
ACTUAL APPROPRIATIONS VS INFLATION



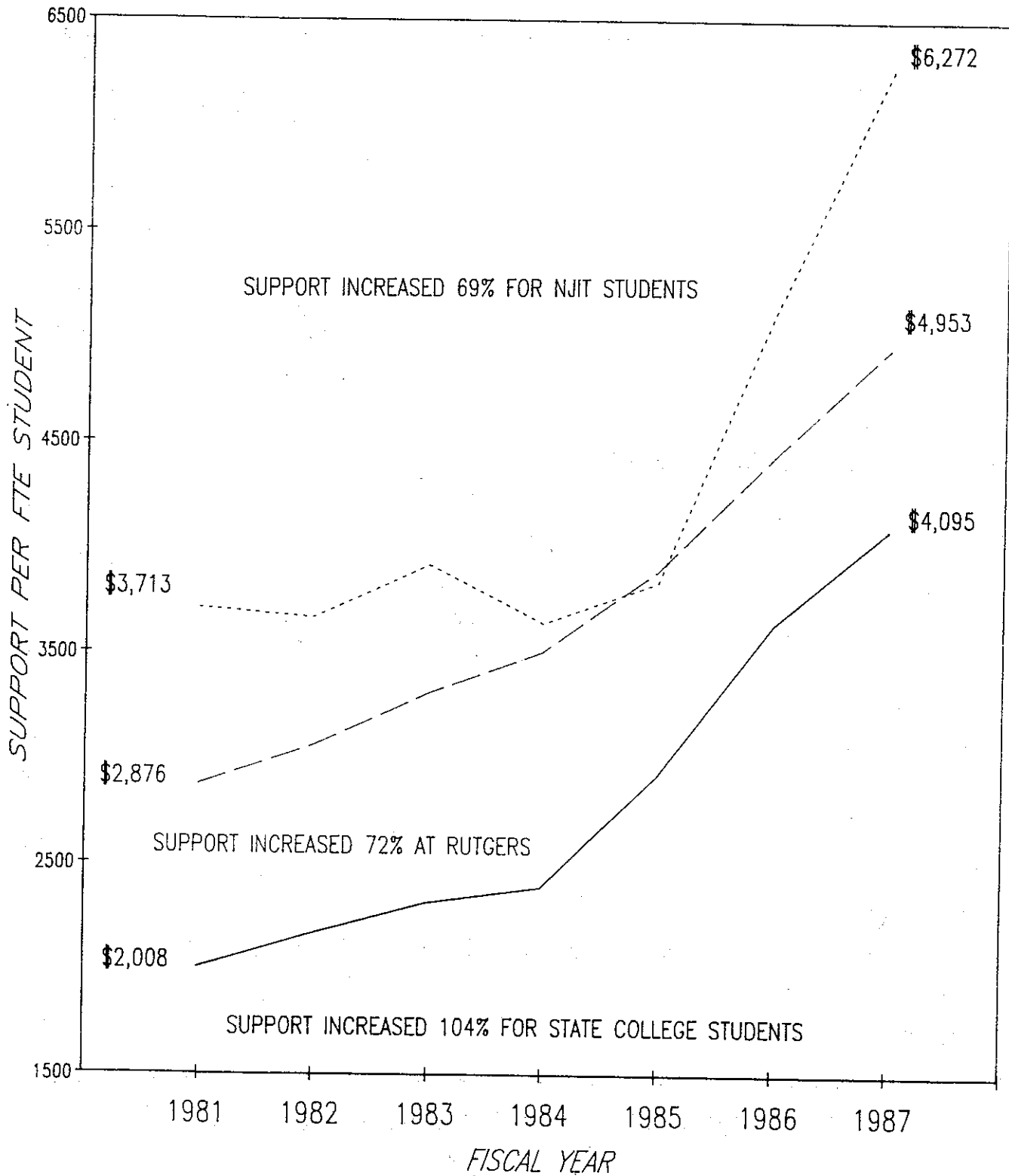
HIGHER EDUCATION APPROPRIATIONS



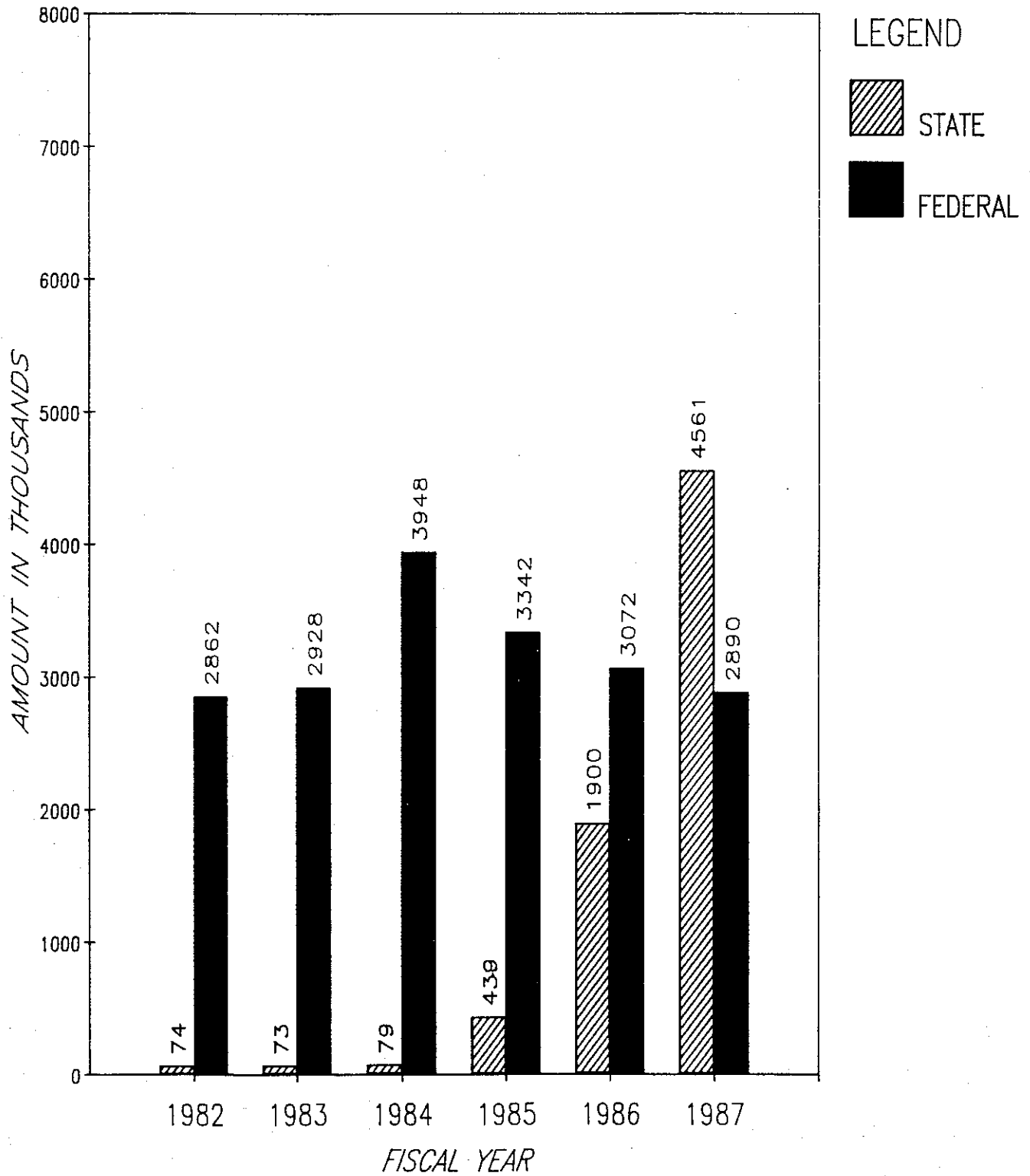
DEPARTMENT OF HIGHER EDUCATION STUDENT AID EXPENDITURE DATA



DEPARTMENT OF HIGHER EDUCATION STATE SUPPORT PER FULL TIME EQUIVALENT STUDENT

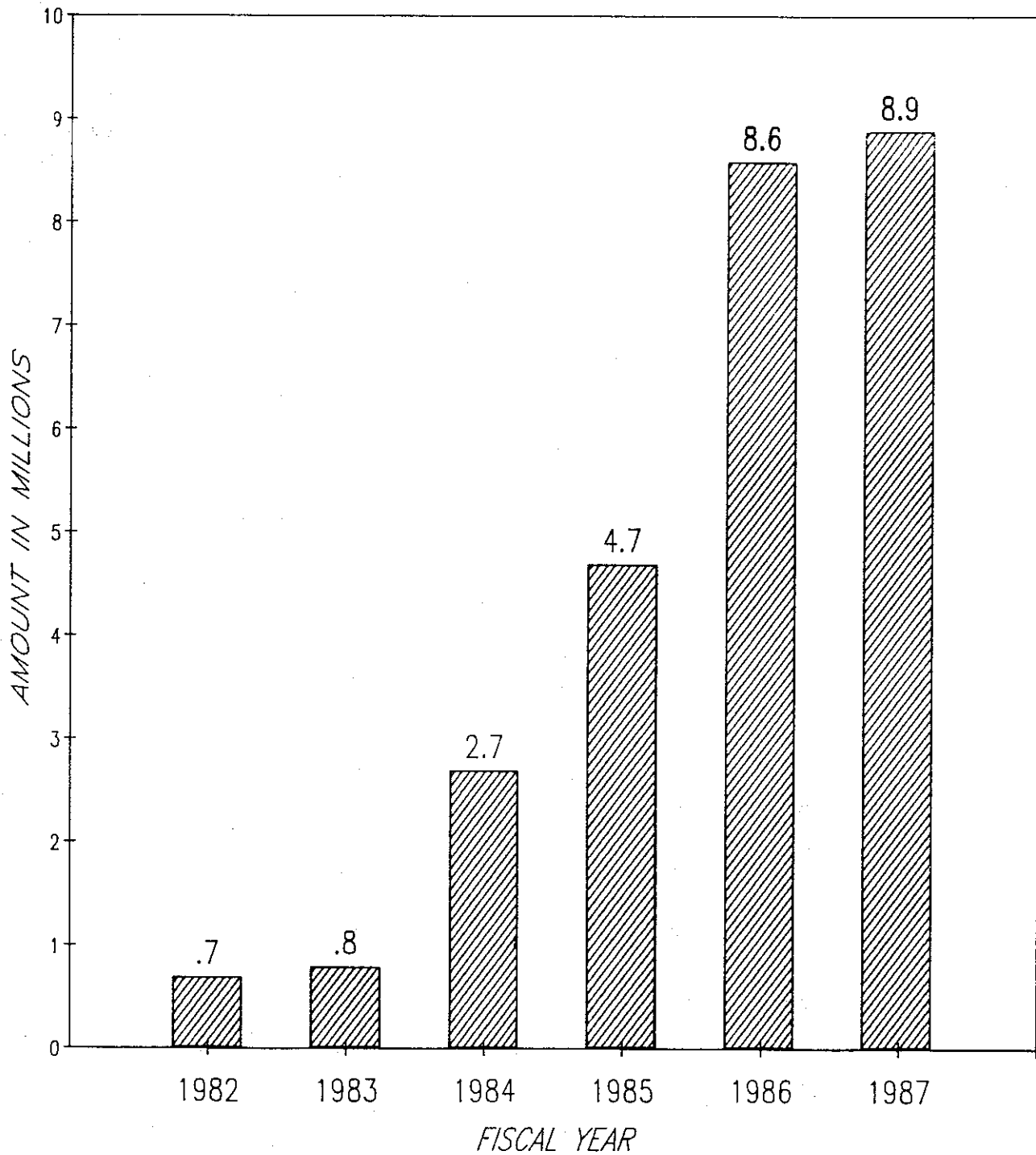


DEPARTMENT OF HEALTH MATERNAL AND CHILD HEALTH



STATE EXPENDITURES ENVIRONMENTAL HEALTH PROGRAMS

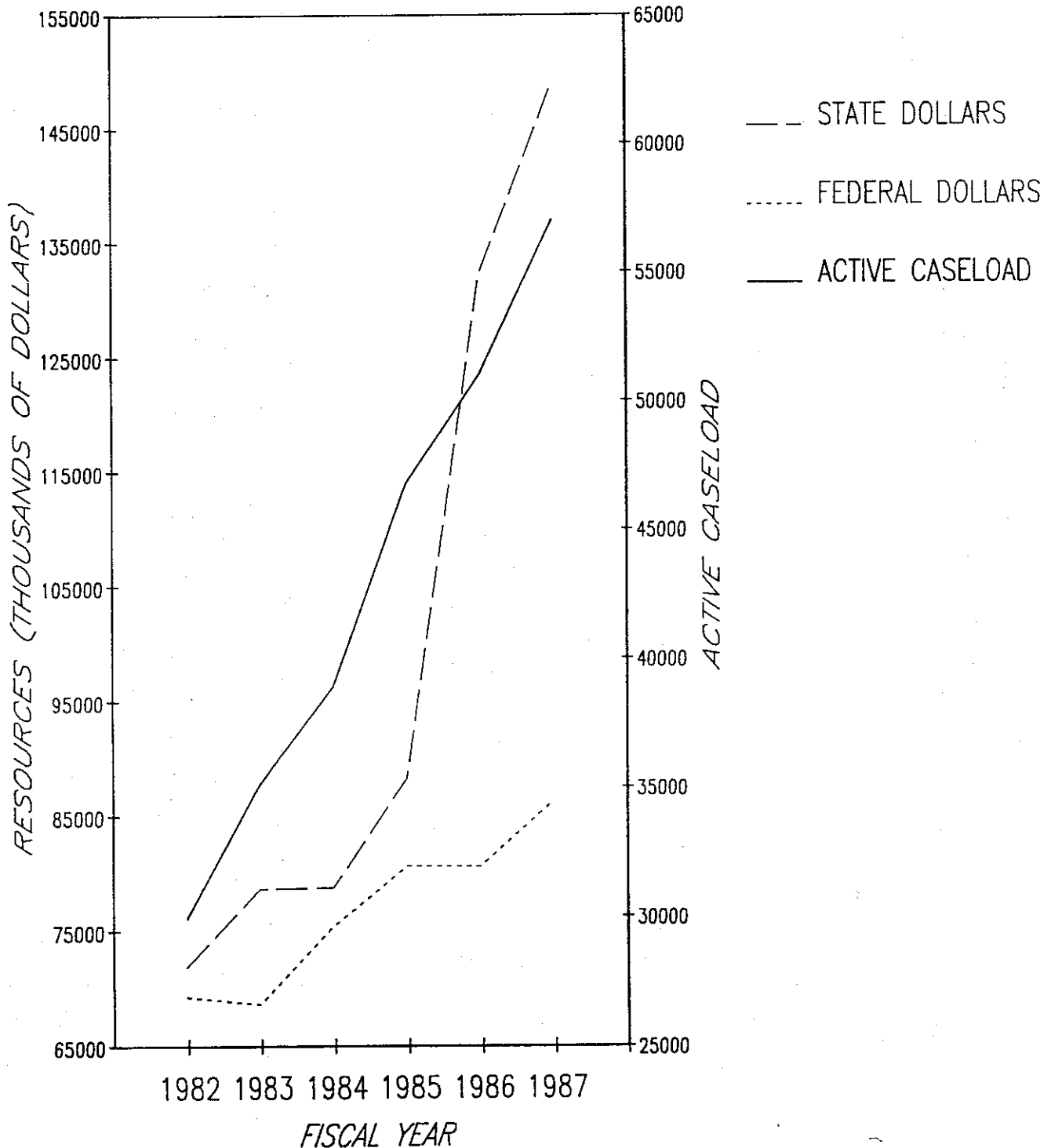
ASBESTOS - WORKER & COMMUNITY RIGHT TO KNOW - DIOXIN
OCCUPATIONAL HEALTH & SAFETY - RADON - RISK ASSESSMENT



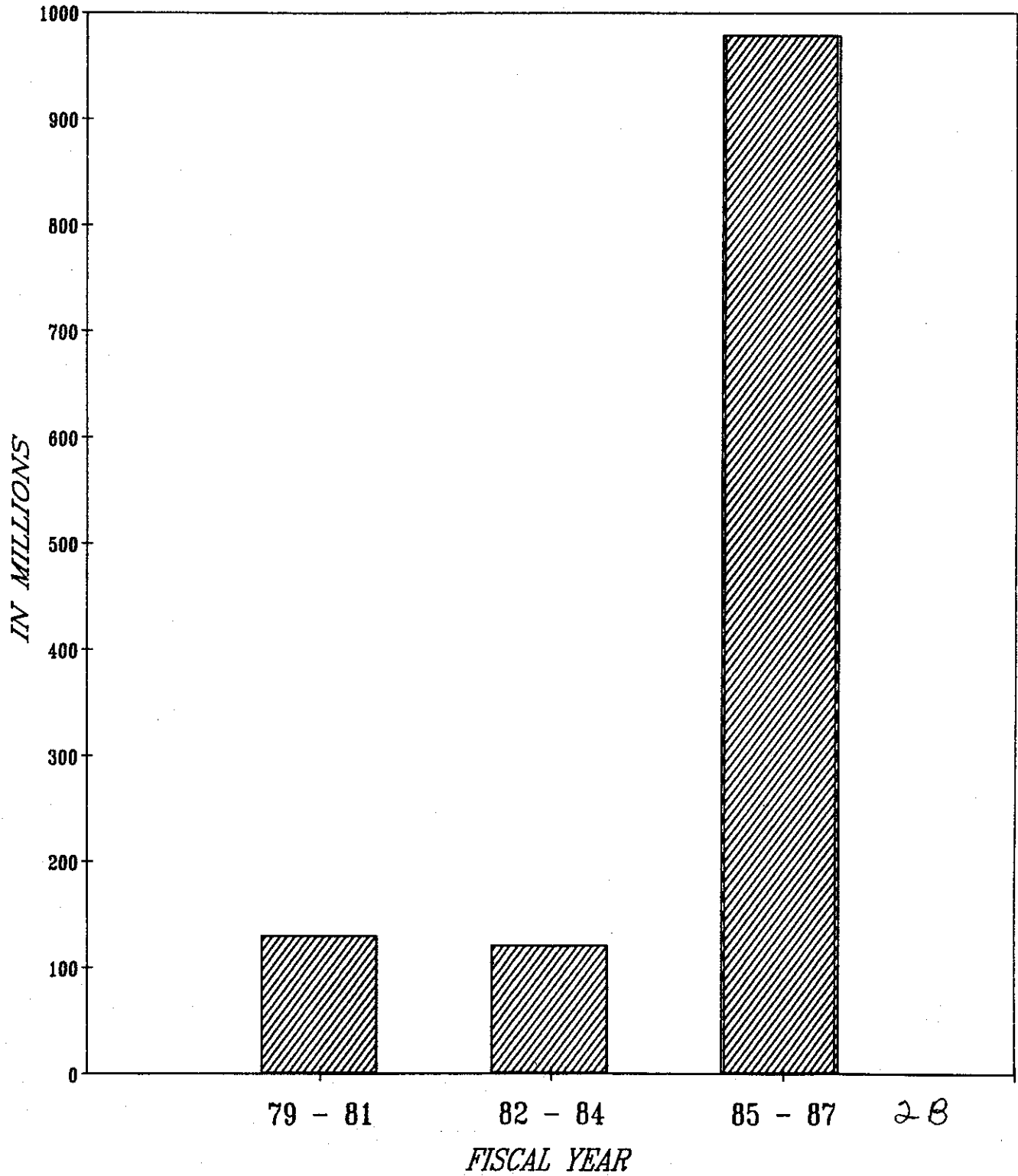
DIVISION OF YOUTH AND FAMILY SERVICES

CASELOADS AND RESOURCES

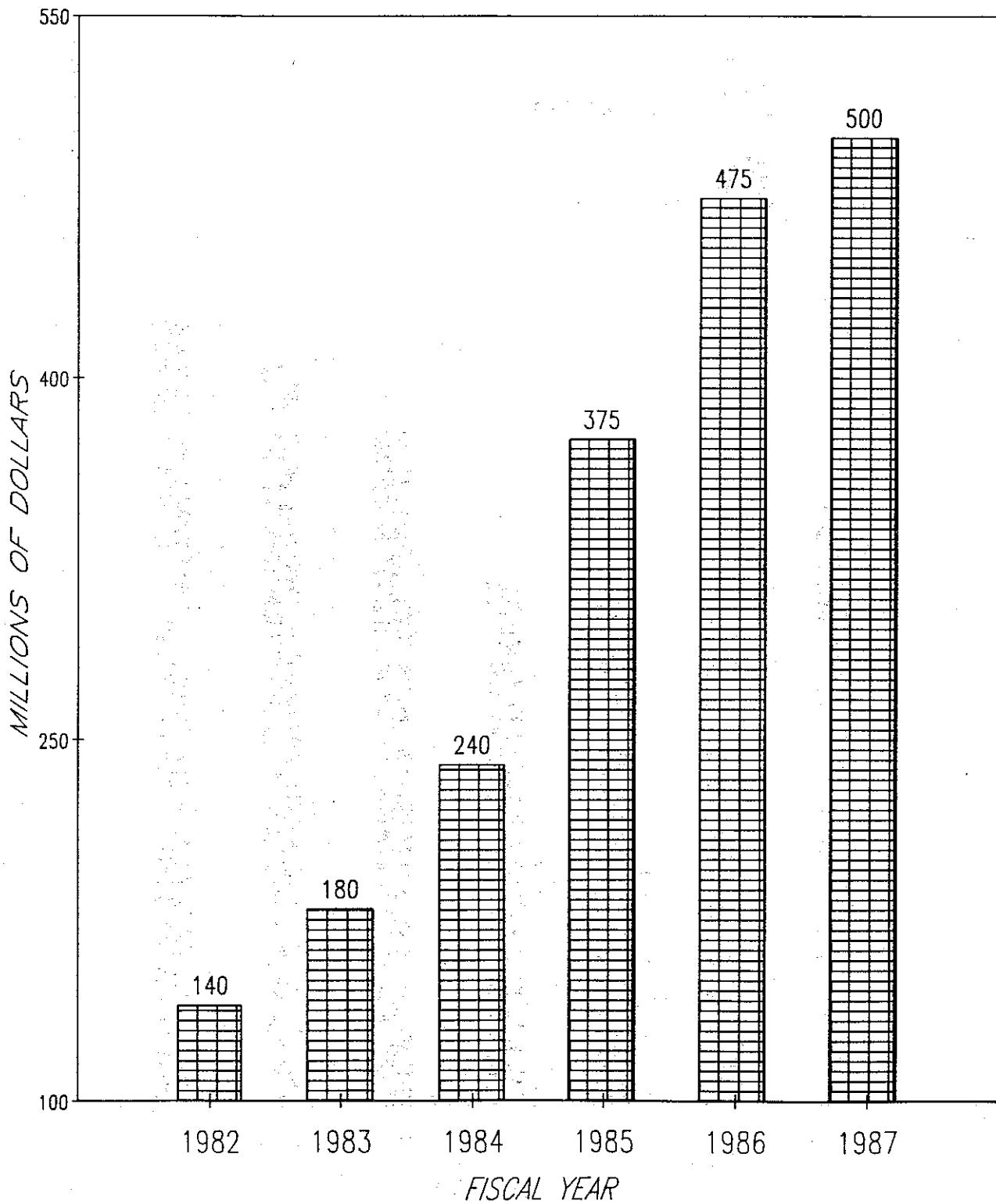
FISCAL YEARS 1982 THROUGH 1987



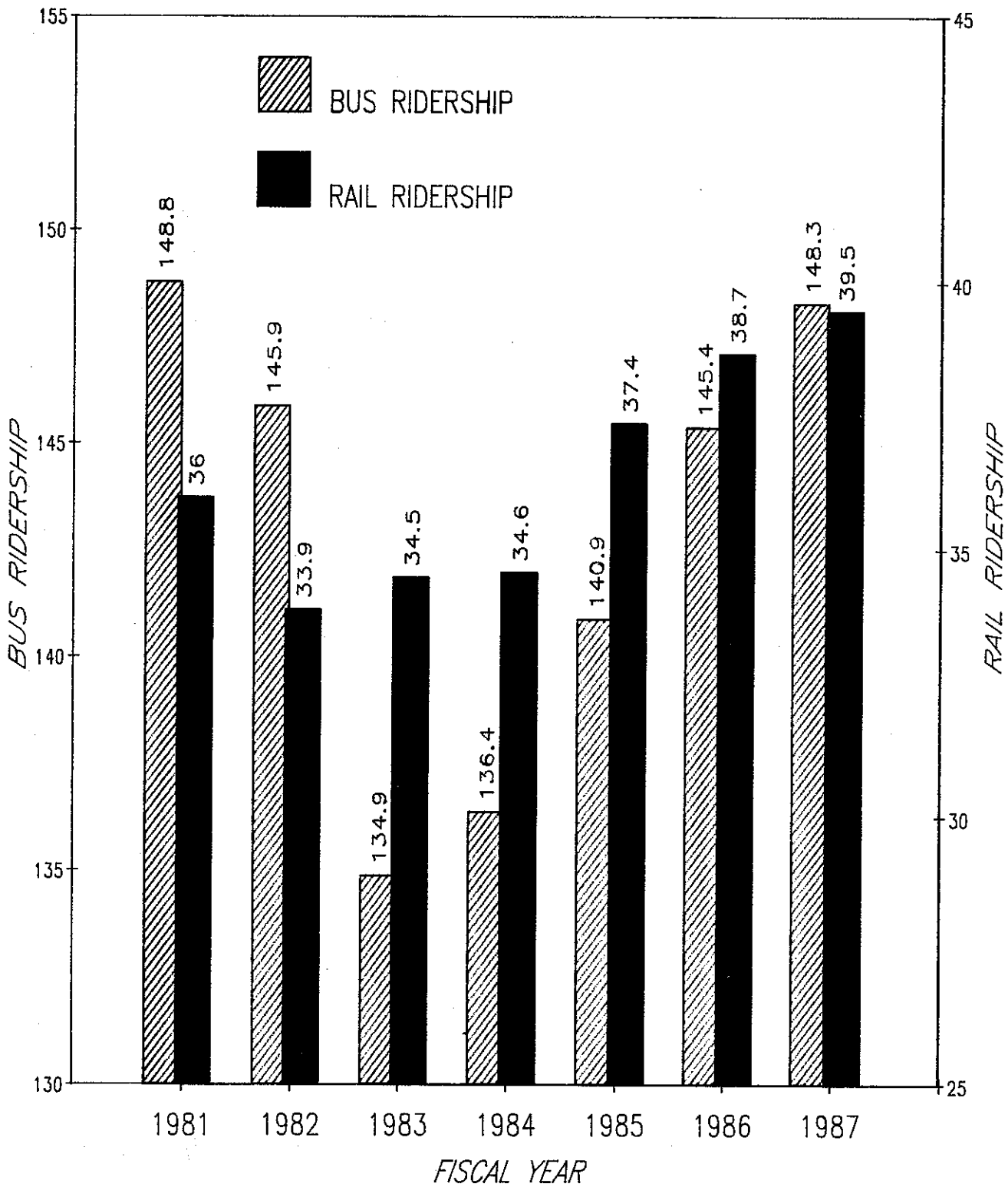
STATE APPROPRIATIONS FOR CAPITAL CONSTRUCTION FY 1979 TO 1987



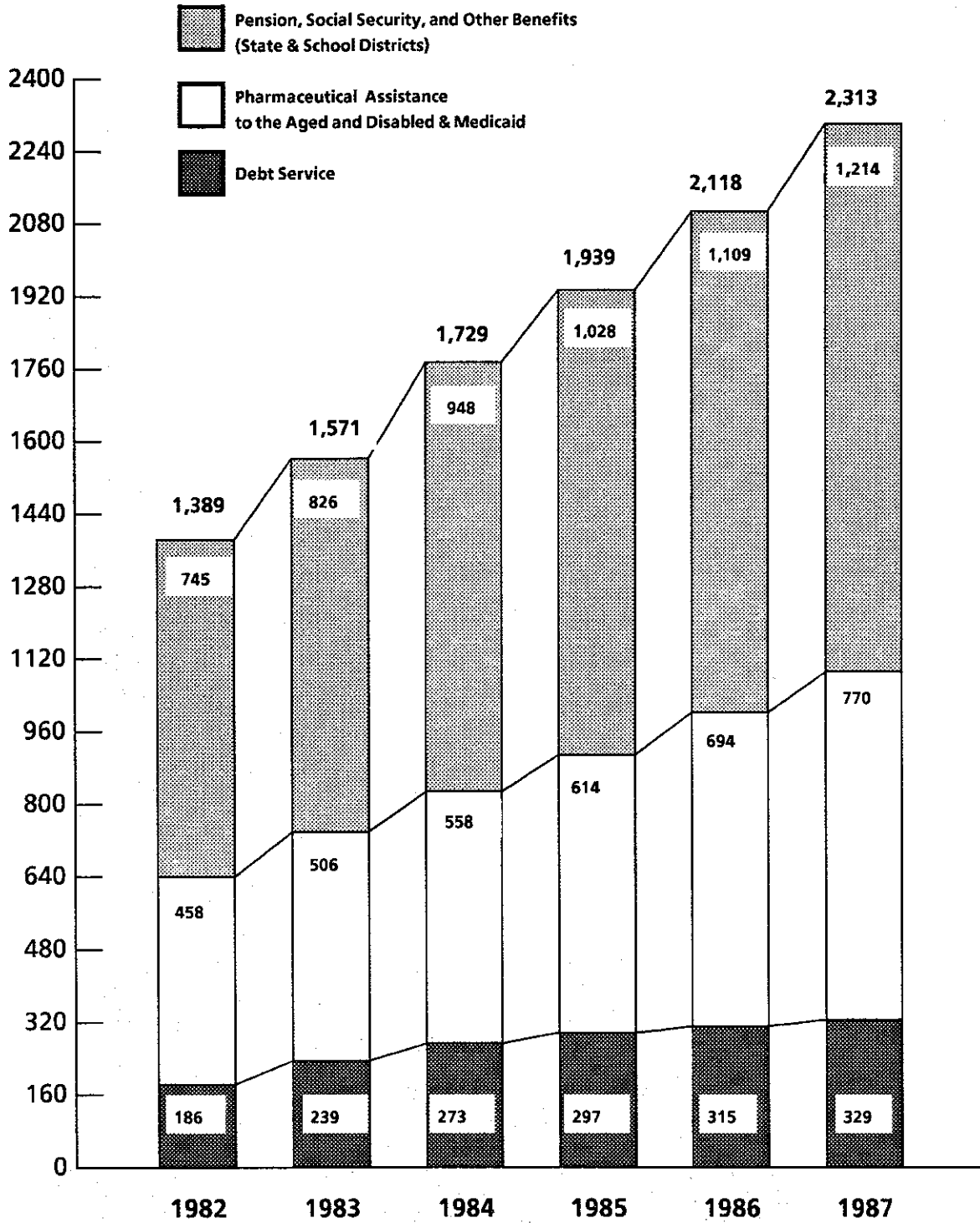
CONSTRUCTION CONTRACT AWARDS DEPARTMENT OF TRANSPORTATION



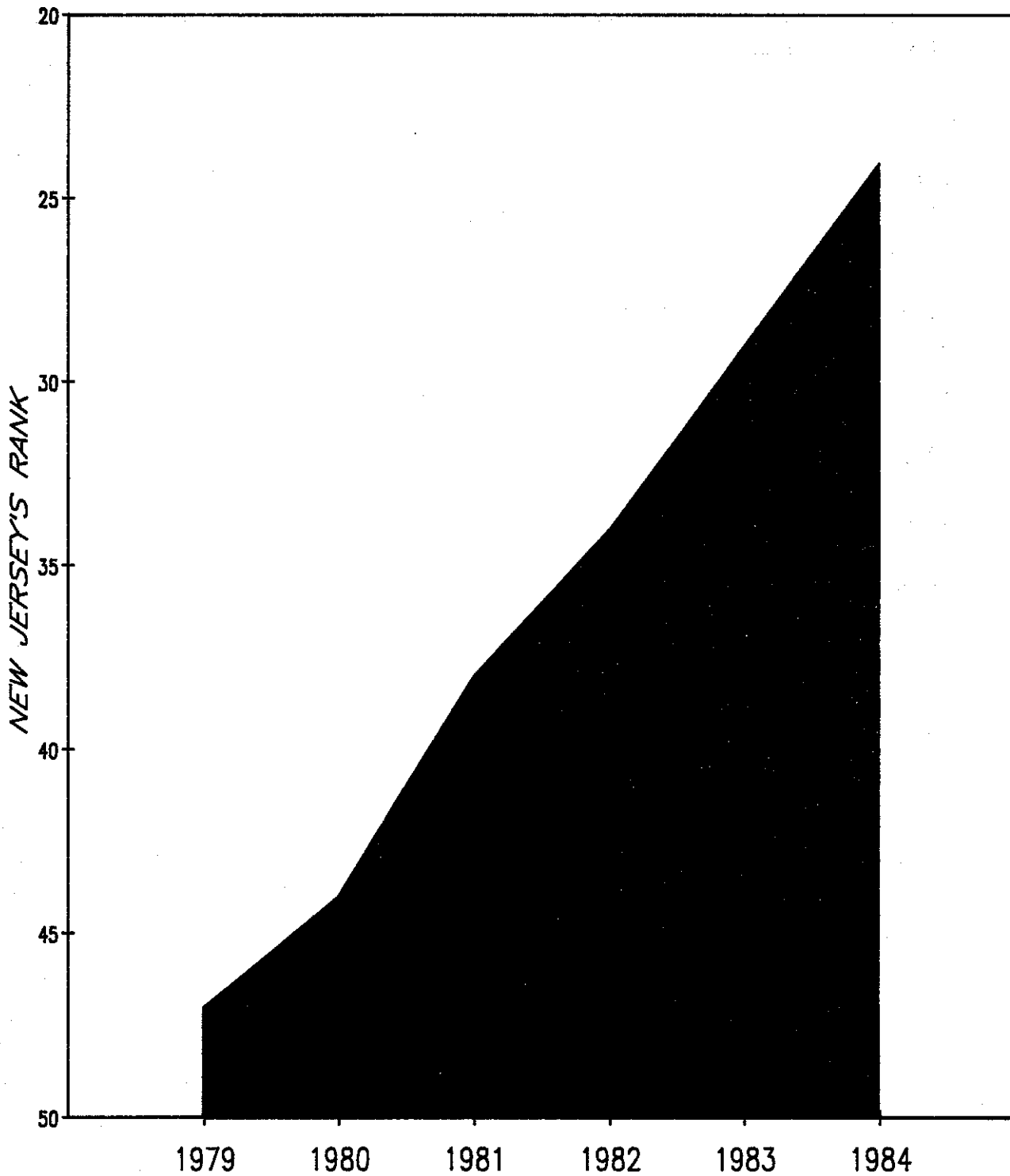
NJ TRANSIT RIDERSHIP (IN MILLIONS)



**NEW JERSEY BUDGET
MANDATED MAJOR GROWTH AREAS
TOTAL STATE APPROPRIATIONS
1982 - 1987
(IN MILLIONS)**

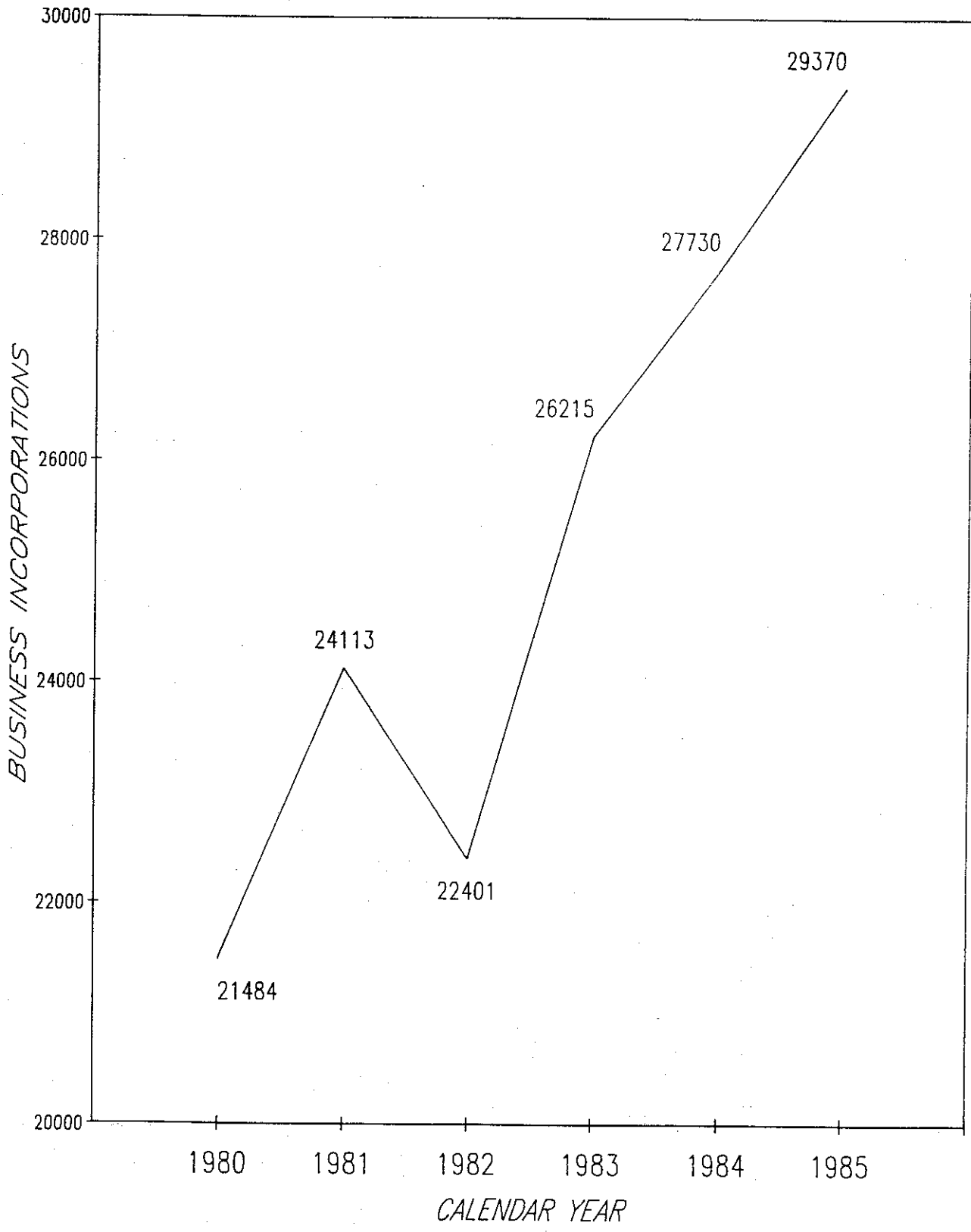


MANUFACTURING BUSINESS CLIMATES NATIONAL RANK FOR NEW JERSEY

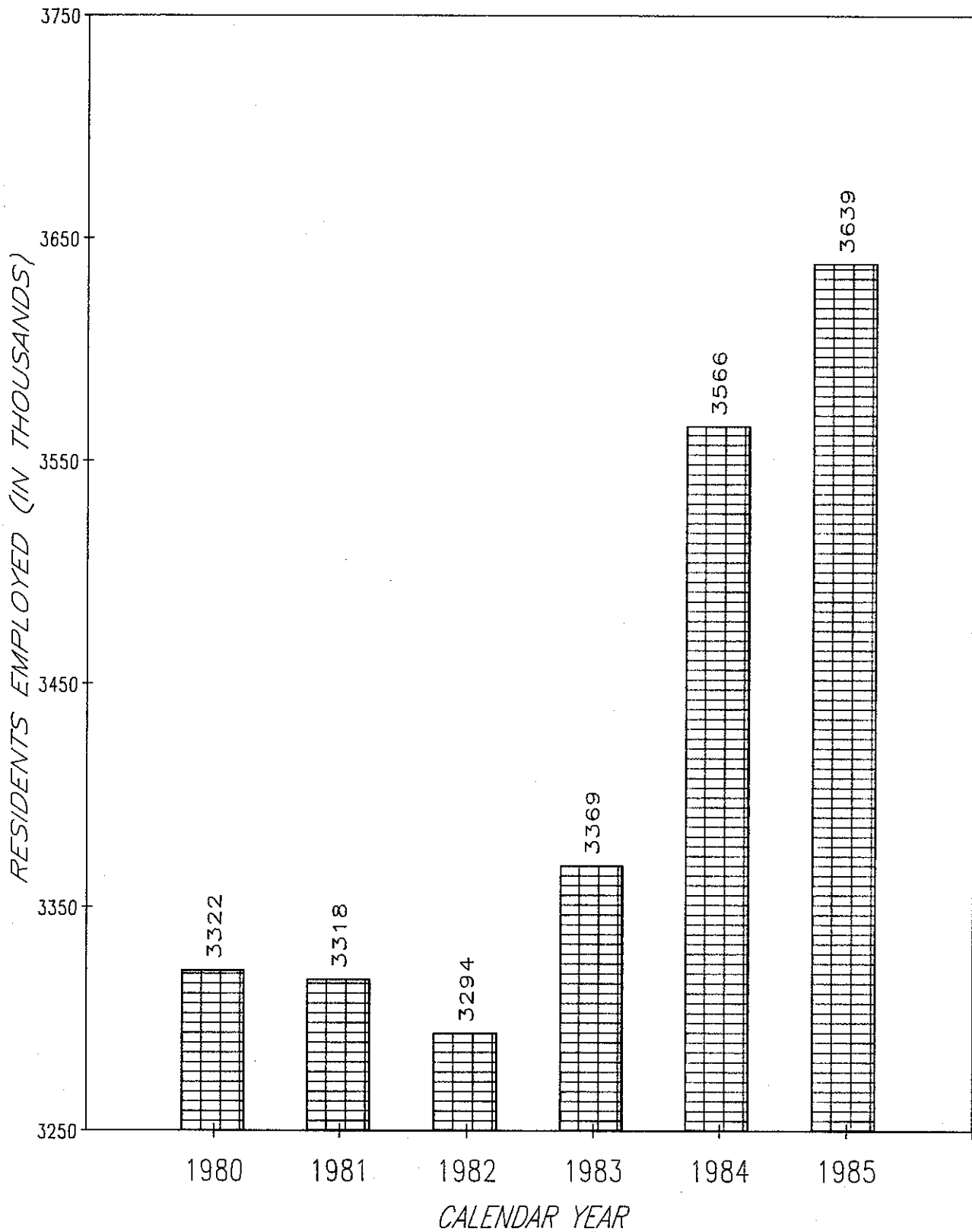


NJ RANKED 1st AMONG ALL NORTHEASTERN STATES IN 1984

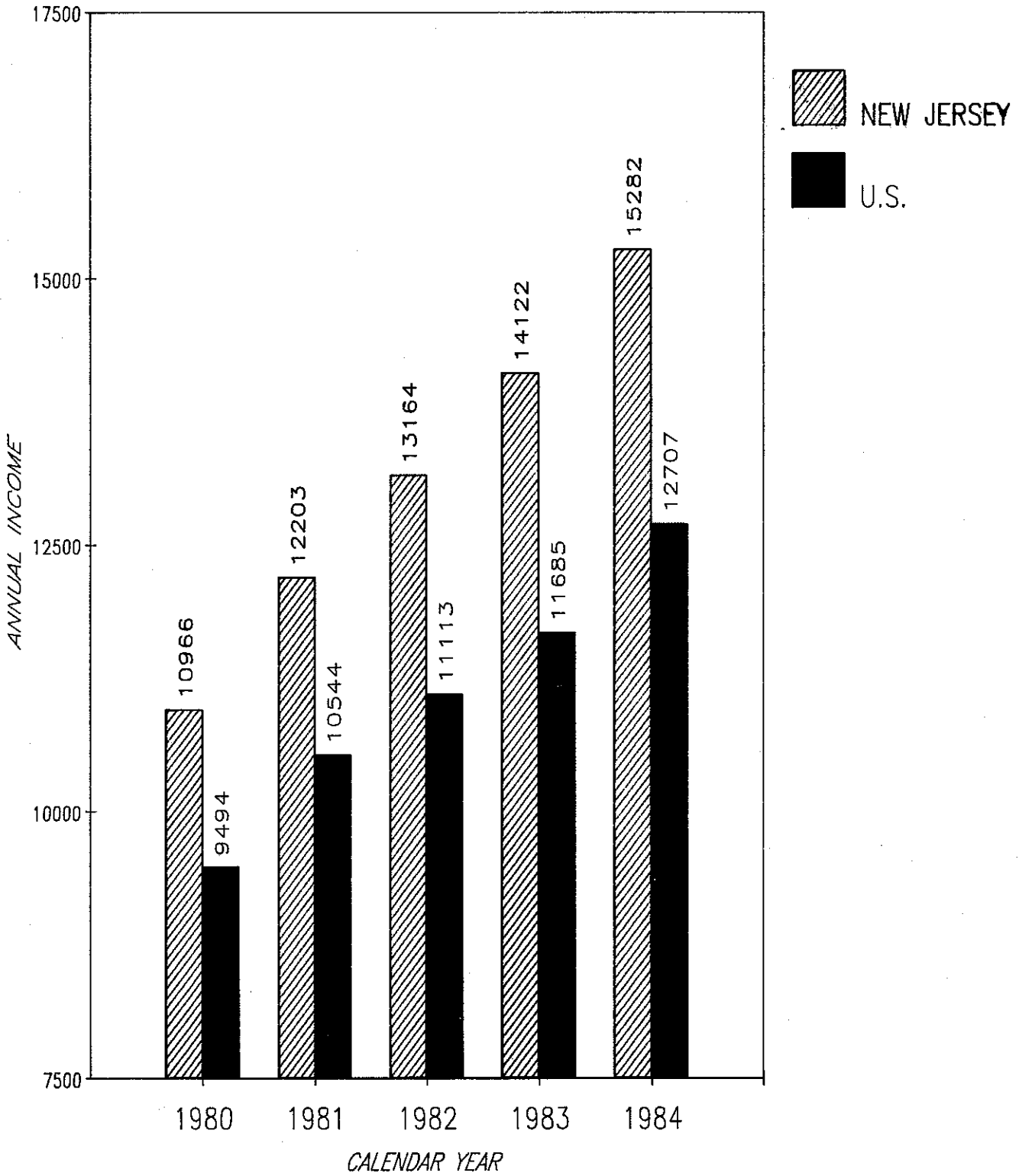
NEW JERSEY BUSINESS INCORPORATIONS



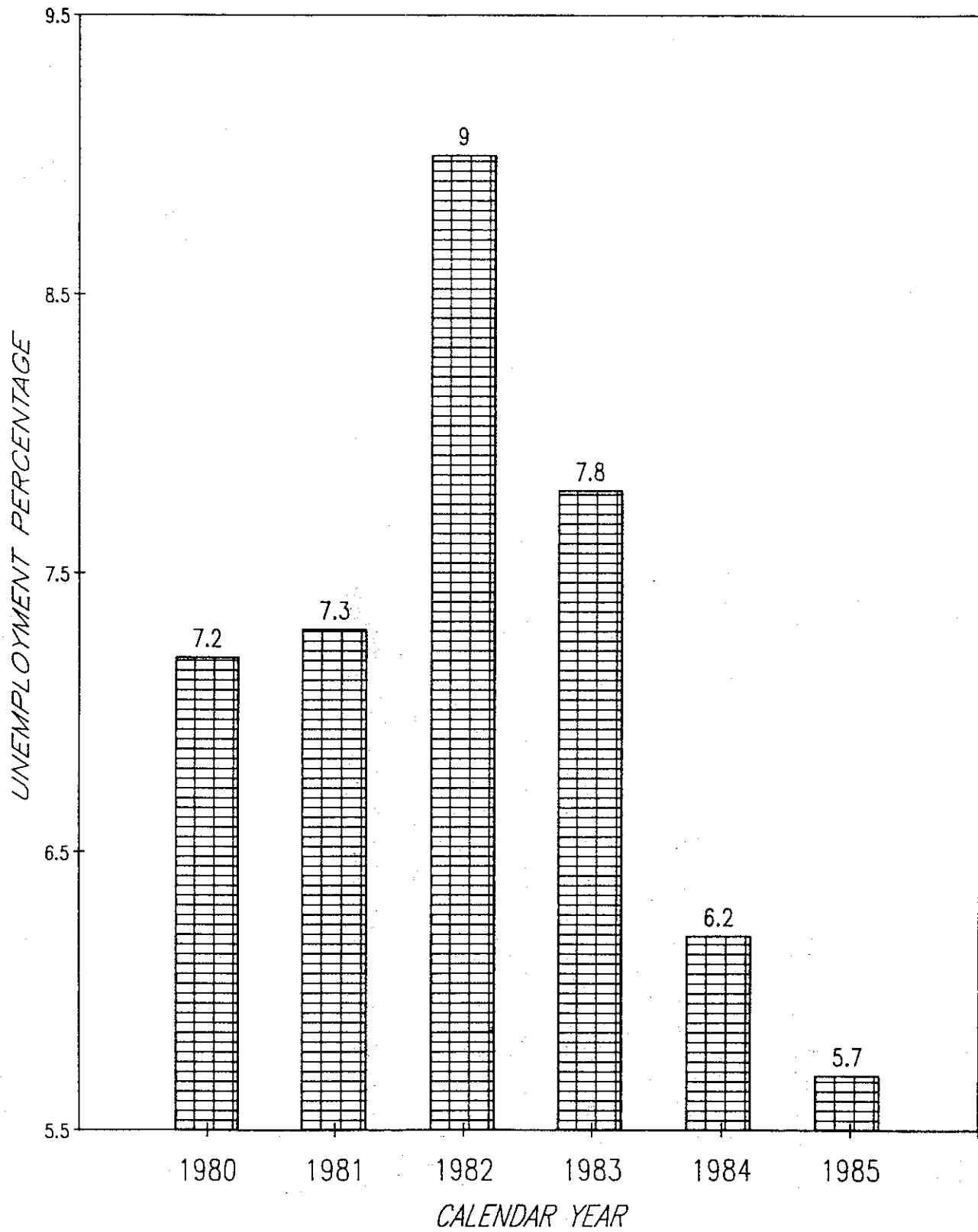
NEW JERSEY RESIDENT EMPLOYMENT



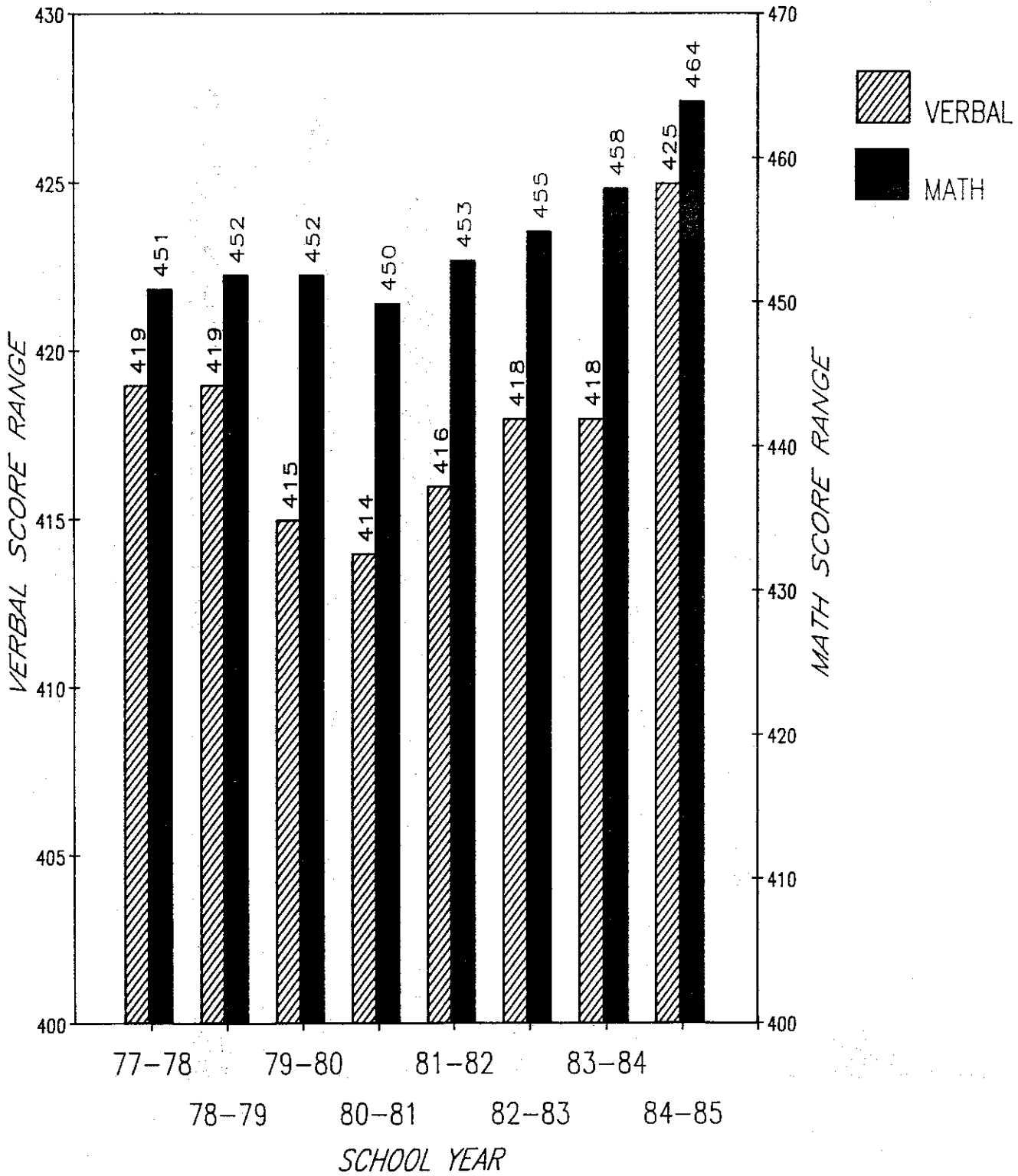
PER CAPITA INCOME NEW JERSEY VS UNITED STATES



NEW JERSEY UNEMPLOYMENT RATE

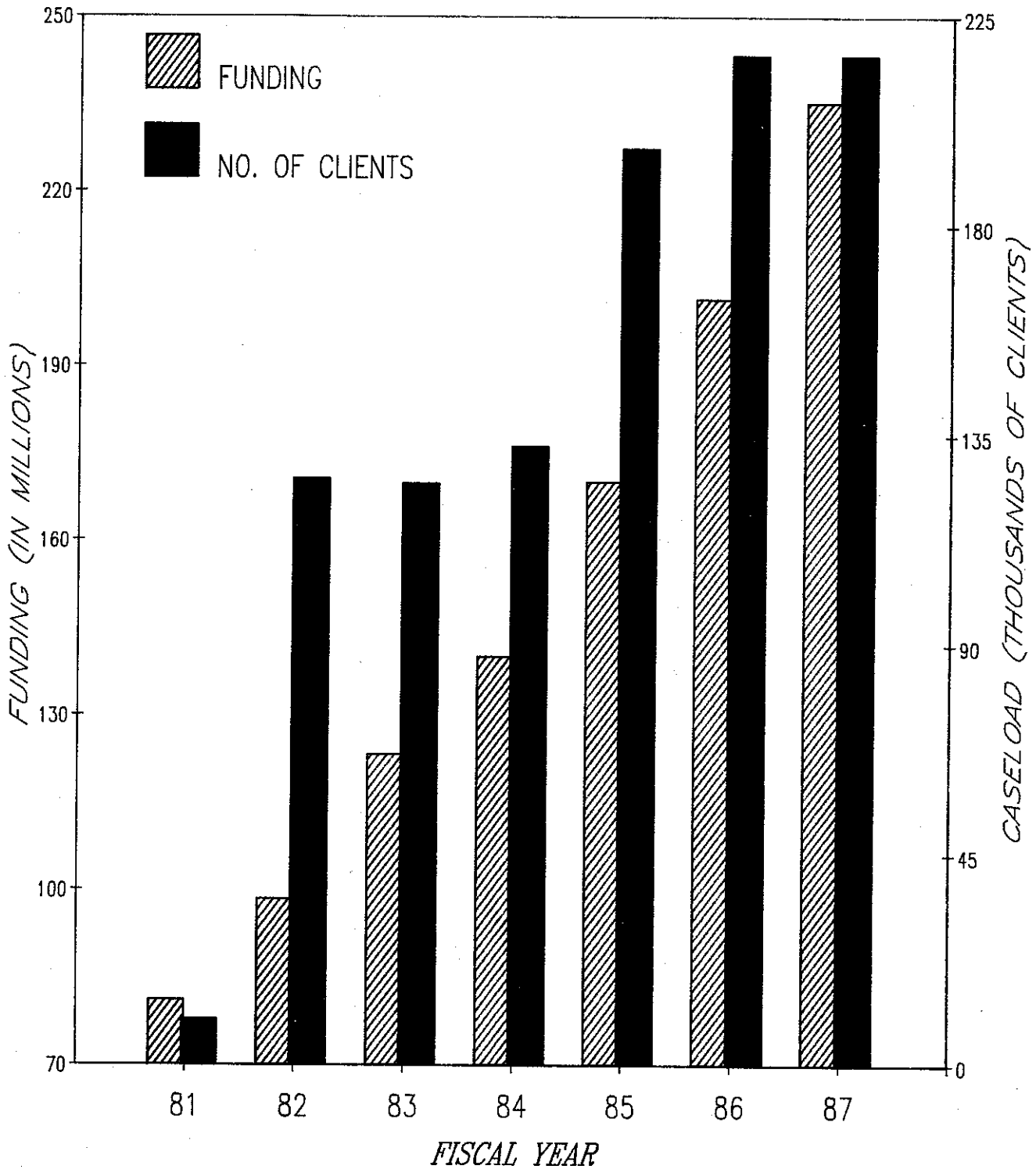


DEPARTMENT OF EDUCATION NEW JERSEY SAT SCORES

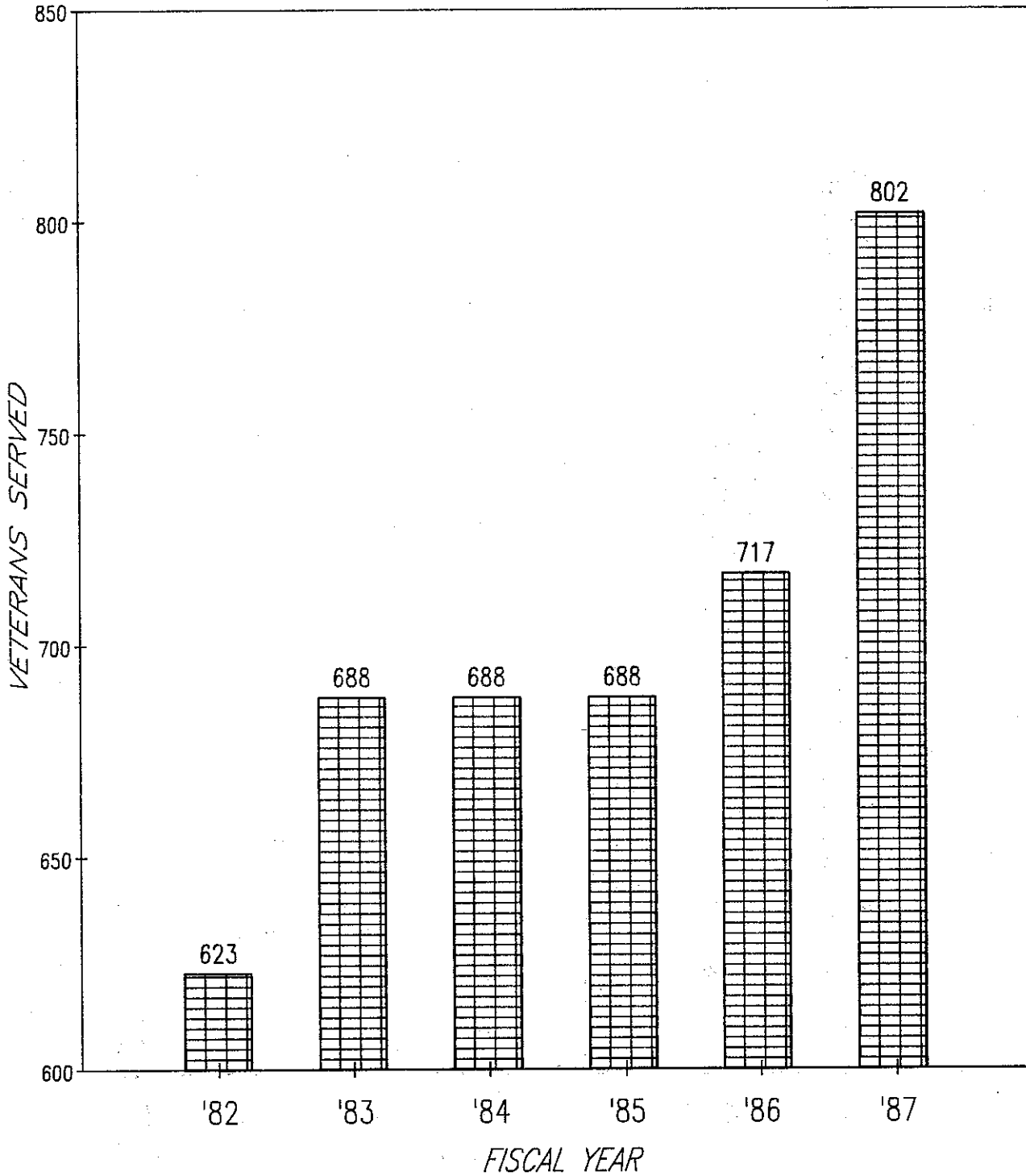


COMMUNITY INITIATIVES

CLIENTS SERVED BY MENTAL HEALTH AND DEVELOPMENTAL DISABILITIES

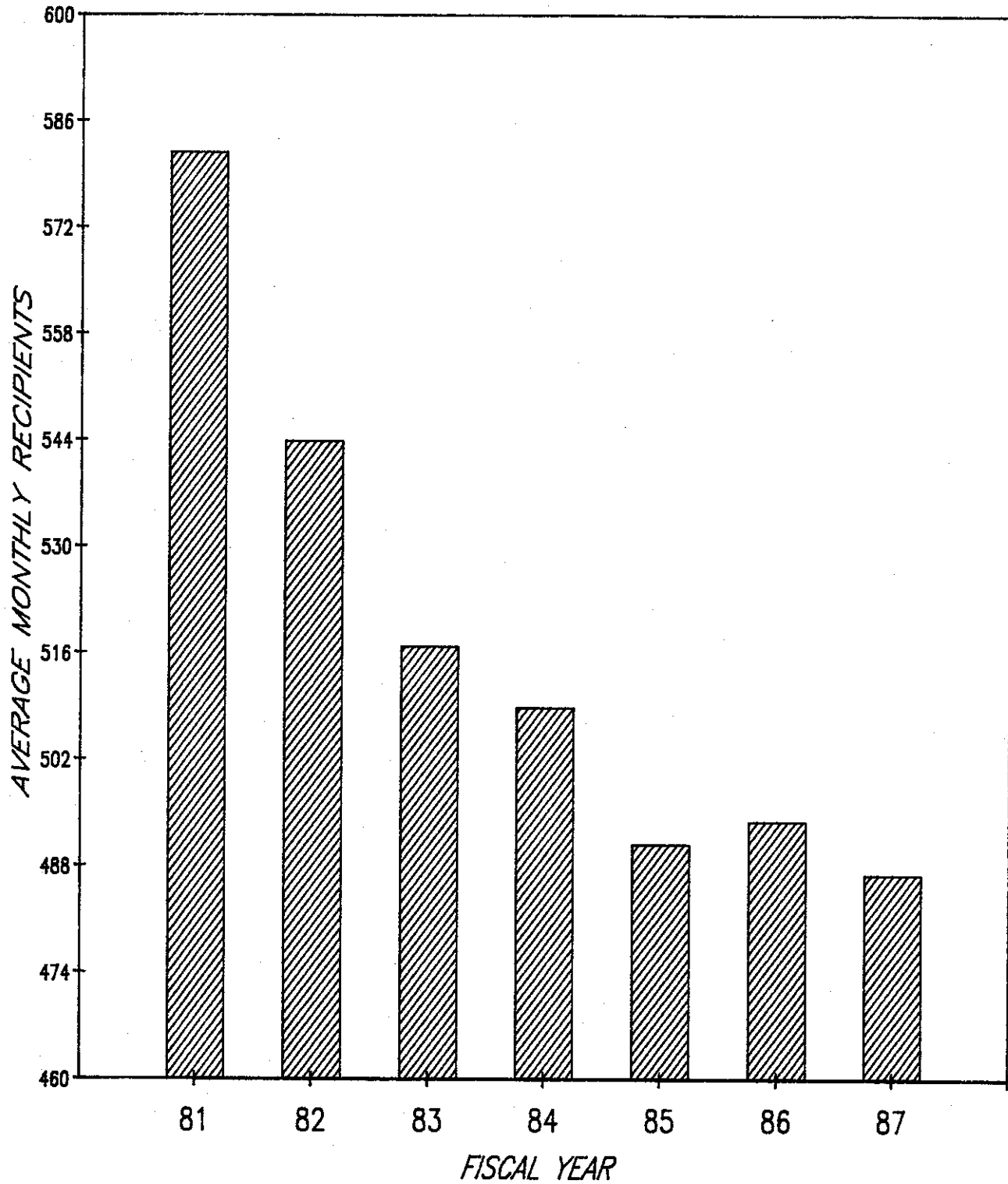


AVERAGE DAILY POPULATION
IN STATE OPERATED
VETERANS' HOMES

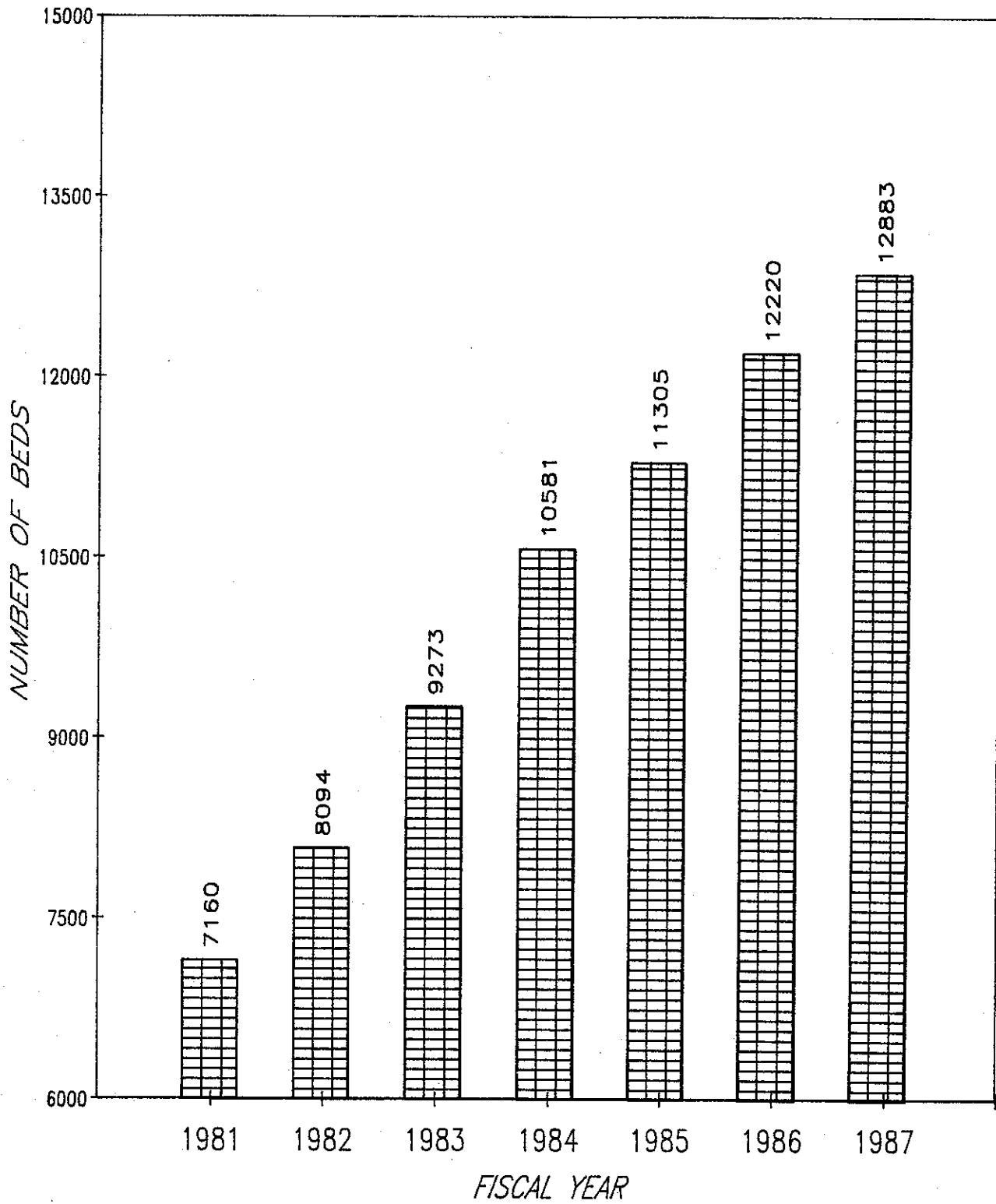


PUBLIC WELFARE POPULATION IN NEW JERSEY

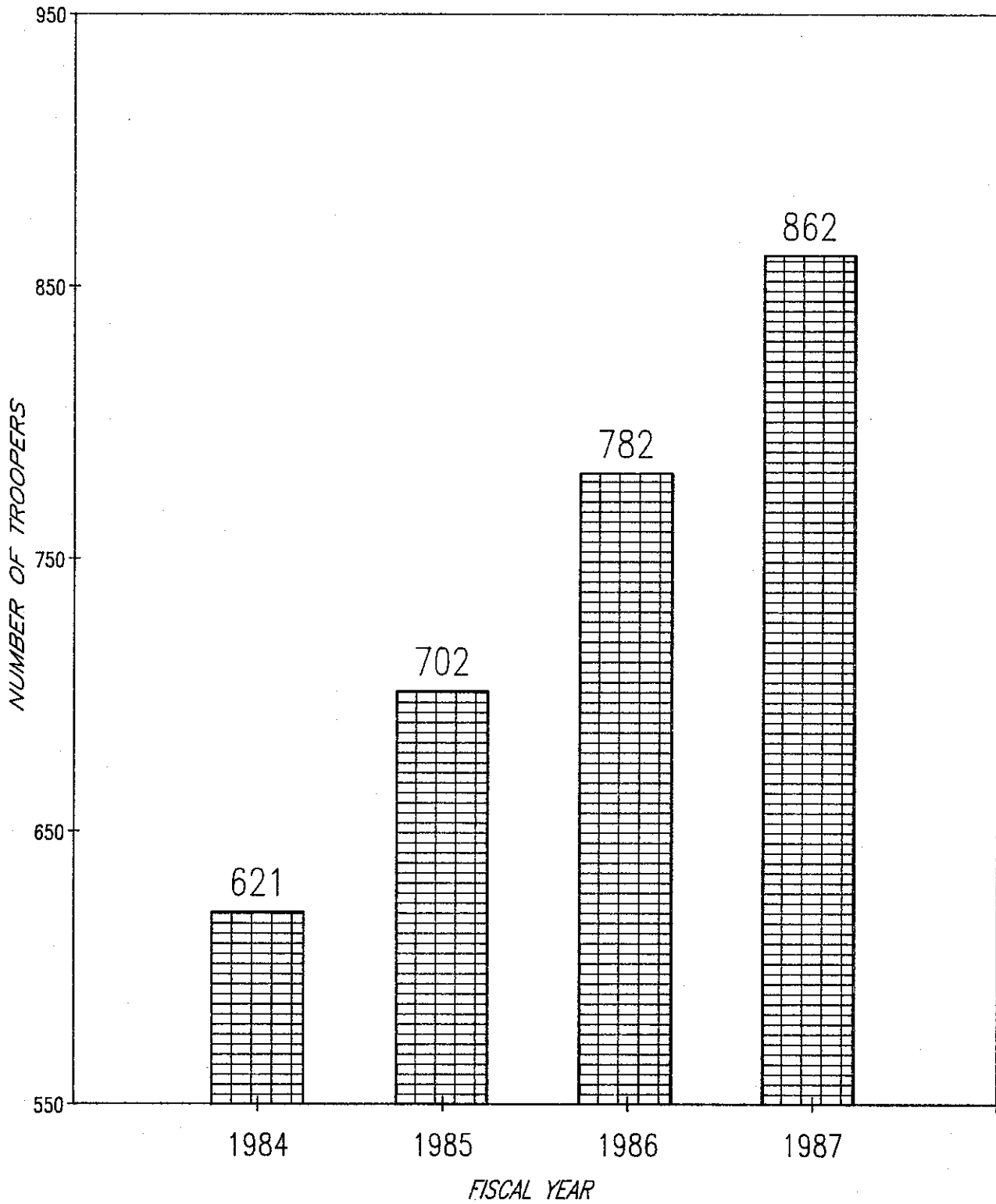
CASELOADS FROM 1981 TO 1987 PROJECTIONS
(000's)



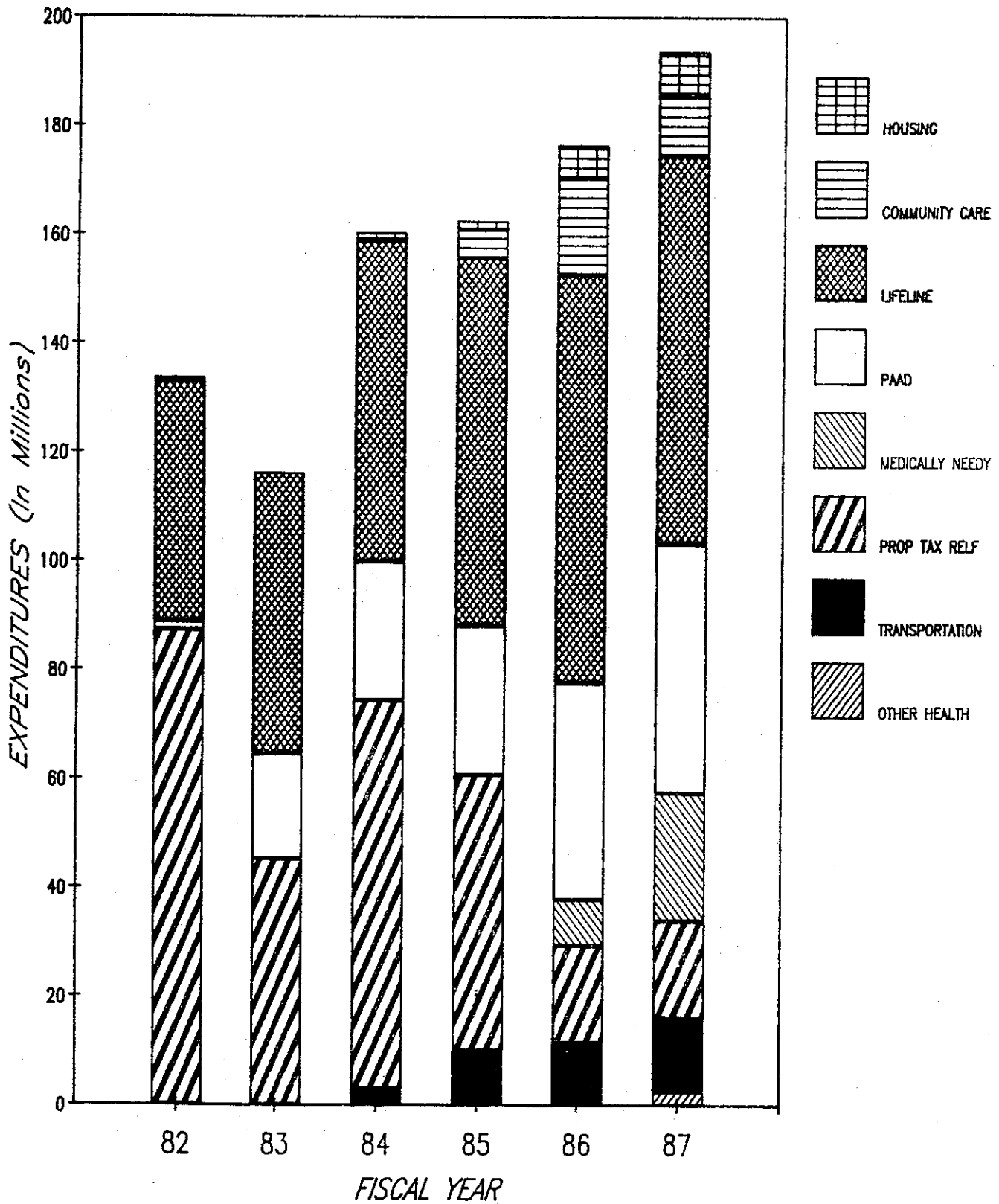
CORRECTIONS BED SPACE CAPACITY



DEPARTMENT OF LAW AND PUBLIC SAFETY NUMBER OF PATROL TROOPERS



EXPENDITURES FROM THE CASINO REVENUE FUND



**NEW JERSEY BUDGET
GENERAL FUND, PROPERTY TAX RELIEF & CASINO FUNDS
NET BUDGETED REVENUE TOTALS
FY 1982 - 1987
(in millions)**

