



Agenda Date: 10/20/17
Agenda Item: 2F

STATE OF NEW JERSEY
Board of Public Utilities
44 South Clinton Avenue, 3rd Floor, Suite 314
Post Office Box 350
Trenton, New Jersey 08625-0350
www.nj.gov/bpu/

ENERGY

IN THE MATTER OF THE VERIFIED PETITION OF)
JERSEY CENTRAL POWER AND LIGHT COMPANY)
SEEKING REVIEW AND APPROVAL OF ITS)
DEFERRED BALANCES RELATING TO, AND AN)
ADJUSTMENT OF, THE RIDER RRC- RGGI RECOVERY)
CHARGE OF ITS FILED TARIFF ("2015 RIDER RRC)
FILING"))
DECISION AND ORDER)
APPROVING STIPULATION)
DOCKET NO. ER16090921)

Parties of Record:

Gregory Eisenstark, Esq., Windels Marx Lane & Mittendorf, LLP, on behalf of Jersey Central Power & Light Company
Stefanie A. Brand, Esq., Director, New Jersey Division of Rate Counsel

BY THE BOARD:¹

On September 30, 2016, in Docket No. ER16090921, Jersey Central Power and Light Company ("JCP&L" or "Company") filed a petition ("September 2016 Petition") with the New Jersey Board of Public Utilities ("Board") requesting review and approval of the deferred balances accumulated with respect to amounts the Company incurred under Board-approved demand response ("DR") and renewable energy programs, to the extent accumulated from January 1, 2015 through December 31, 2015. By this Decision and Order, the Board considers a stipulation of settlement ("Stipulation") executed by JCP&L, Board Staff ("Staff") and the New Jersey Division of Rate Counsel ("Rate Counsel") (collectively, the "Parties"), which seeks to resolve the September 2016 Petition.

BACKGROUND AND PROCEDURAL HISTORY

Demand Response Programs

AC Cycling Program, JCP&L's Air Conditioning Cycling Program ("AC Cycling Program") had historically operated under the terms of a series of stipulations entered into by the Parties and approved by the Board, which required the Company to seek Board authorization on an annual

¹ Commissioner Dianne Solomon did not participate.

basis. By Order dated July 25, 2008, the Board authorized JCP&L to continue its AC Cycling Program through May 31, 2009.² The July 2008 Order authorized JCP&L to recover costs deemed prudent under the current Rider System Control Charge ("Rider SCC"). Through subsequent Board Orders,³ the Board authorized JCP&L to extend its AC Cycling Program through December 31, 2012. Pursuant to the March 2011 Order, JCP&L was to wind up and terminate the AC Cycling Program by December 31, 2012.

Demand Response Working Group Program - By Order dated July 1, 2008, the Board directed the State's four electric distribution companies ("EDCs") to submit proposals for DR programs to be implemented for the period beginning June 1, 2009. By Order dated September 22, 2008, the Board adopted a modified version of a proposal submitted in November 2007 by the Demand Response Working Group to be implemented through the EDCs under N.J.S.A. 48:3-98.1.⁴ ("DRWG Modified Proposal") By Order dated December 10, 2008, the Board directed that reasonable and prudent costs associated with the administration of the DRWG Modified Proposal be recovered via a separate component of the electric RGGI Recovery Charge ("Rider RRC").⁵ The December 2008 Order directed the EDCs to commence charging the RRC on May 1, 2009 for the DRWG Modified Proposal.

Integrated Distributed Energy Resource Program - The Board's July 2008 Order also authorized JCP&L to implement a new Integrated Distribution Energy Resource Program ("IDER") Pilot Program designed to deliver approximately 8 megawatts ("MW") of new demand response by June 1, 2009. The amount of direct load control resulting from the IDER Pilot Program would be counted as part of JCP&L's obligation to provide new DR in 2009 and thereafter. JCP&L was authorized to recover actual reasonable and prudent costs associated with the IDER Pilot Program through the current Rider SCC.

By Order dated August 19, 2009, the Board authorized JCP&L to expand its IDER program to add an anticipated additional 15 MW of DR.⁶ The IDER Expansion Order authorized JCP&L to recover its actual incremental reasonable and prudent costs for the IDER expansion through a component of its Rider RRC.

² In re the New Jersey Direct Load Control Program Proposal- Jersey Central Power and Light Company, BPU Docket No. ER0706375 (July 25, 2008). ("July 2008 Order")

³ In re the Verified Petition of Jersey Central Power and Light Company Concerning the Continuation Beyond May 31, 2009 of its Legacy Direct Load Control Air Conditioner Cycling Program, BPU Docket No. ER07060375 (March 3, 2009); In re the Verified Petition of Jersey Central Power and Light Company Concerning the Continuation Beyond May 31, 2010 of its Legacy Direct Load Control/Air Conditioning Cycling Program, BPU Docket No. ER10010034 (February 17, 2010) ("February 2010 Order"); In re the Verified Petition of Jersey Central Power and Light Company Concerning the Continuation Beyond May 31, 2011 of its Legacy Direct Load Control/Air Conditioning Cycling Program (2011 AC Cycling Filing), BPU Docket No. ER10010034 (March 30, 2011) ("March 2011 Order")

⁴ In re Demand Response Programs for the Period Beginning June 1, 2009—Electric Distribution Company Programs, BPU Docket No. EO08050326 (September 22, 2008).

⁵ In re Demand Response Programs for the Period Beginning June 1, 2009—Electric Distribution Company Programs, BPU Docket No. EO08050326, Order dated December 10, 2008. ("December 2008 Order")

⁶ In re the Verified Petition of Jersey Central Power and Light Company Concerning a Proposal for Four Small Scale/Pilot Demand Response Programs for the Period Beginning June 1, 2009, BPU Docket Nos. EO08050326 and EO08080542 (August 19, 2009). ("IDER Expansion Order")

By Order dated June 15, 2011, the Board approved a stipulation that, among other things, authorized JCP&L to transfer the recovery of costs associated with the IDER Pilot Program from Rider SCC to Rider RRC.⁷ Additionally, the June 2011 Order stated that after termination of the existing AC Cycling Program, any under- or over-recovery in Rider SCC would be transferred to Rider RRC. By Order dated August 24, 2016, the Board approved a stipulation that reset its Rider SCC rate to zero effective September 1, 2016.⁸

Solar Financing Programs

By Order dated August 7, 2008, the Board directed JCP&L and Atlantic City Electric Company ("ACE") to file, by September 30, 2008, a solar financing program based on Solar Renewable Energy Certificates ("SRECs"), utilizing and incorporating certain mandatory design and filing requirements. On September 30, 2008, JCP&L filed a petition with a proposed SREC financing program, which was assigned BPU Docket No. EO08090840.

ACE, JCP&L, Staff, Rate Counsel, and the Solar Alliance ("SA") considered the ACE and JCP&L filings in the course of 11 settlement meetings held between February and March 2009. Over the course of those settlement discussions, the ACE and JCP&L proposals were incorporated into a single program, which included a cost recovery mechanism and incentives. ACE, JCP&L, Staff, and SA executed a stipulation on March 13, 2009 (the "March 2009 Stipulation"). Rate Counsel was also a signatory to the March 2009 Stipulation, but reserved its right to contest three specific issues. By Order dated March 27, 2009 (the "March 2009 Order"), the Board approved the March 2009 Stipulation and decided the contested issues.⁹ The March 2009 Order authorized JCP&L to enter into long-term contracts to purchase SRECs with a total estimated program size of 42 MW. ("SREC I Program") Among other things, the March 2009 Order approved the recovery of costs through an SREC rate component of the Rider RRC equal to a per kWh charge applicable to all customers. As net program costs for the first year of the program were uncertain, the March 2009 Order required that the JCP&L Rider RRC rate component for this program be set at zero (\$0.0000) and revisited within twelve months of the awards from the first solicitation.

On May 8, 2009, Rate Counsel filed a Notice of Appeal with the Superior Court of New Jersey, Appellate Division regarding the additional recoveries portion of the contested issues. On July 29, 2009, ACE, JCP&L, the Board Staff, and Rate Counsel entered into a further stipulation of settlement with respect to the contested issues (the "Stipulation on Appeal"). By Order dated September 16, 2009, the Board modified its March 2009 Order to reflect the terms of the Stipulation on Appeal. Rate Counsel withdrew its appeal on September 23, 2009.¹⁰

⁷ In re the Verified Petition of Jersey Central Power and Light Company Concerning the Continuation Beyond May 31, 2011 of its Legacy Direct Load Control/Air Conditioning Cycling Program (2011 AC Cycling Filing), BPU Docket No. ER10010034 (June 15, 2011).

⁸ In re the Verified Petition of Jersey Central Power and Light Company Seeking Review and Approval of its Deferred Balances Relating to, and an Adjustment of, the Rider RRC- RGGI Recovery Charge of its Filed Tariff ("2009-2013 Rider RRC Filing") AND In re the Verified Petition of Jersey Central Power and Light Company Seeking Review and Approval of its Deferred Balances Relating to, and an Adjustment of, the Rider RRC- RGGI Recovery Charge of its Filed Tariff ("2014 Rider RRC Filing"), BPU Docket Nos. ER14080869 and ER15090995 (August 24, 2016). ("August 2016 Order")

⁹ In re the Verified Petition of Jersey Central Power and Light Company Concerning a Proposal for a Solar Renewable Energy Certificate-Based Financing Program Under N.J.S.A. 48:3-98.1, BPU Docket No. EO08090840 (March 27, 2009).

¹⁰ In re the Verified Petition of Jersey Central Power and Light Company Concerning a Proposal for a

By Order dated December 18, 2013, the Board authorized JCP&L to offer an SREC II Program with a total program size of up to 52 MW.¹¹ Similar to the SREC I Program, net program costs for the SREC II Program were to be recovered through Rider RRC.

September 2016 Petition

On September 30, 2016, JCP&L filed the September 2016 Petition requesting review and approval of the deferred balances associated with its Board approved SREC I Program and the DR Programs to the extent accumulated from January 1, 2015 to December 31, 2015. In addition, the September 2016 Petition requested approval to decrease JCP&L's overall Rider RRC rate from \$0.001189 per kilowatt-hour ("kWh") (\$0.001165 per kWh including Sales and Use Tax ("SUT")) to \$0.000862 per kWh (\$0.00922 per kWh with SUT).

Based on actual program costs through August 2016 and forecasted costs from September 2016 through December 2016, JCP&L proposed an overall reduction in revenues collected through the RRC rate of approximately \$4.587 million annually.

According to the September 2016 Petition, the net deferred balance related to the IDER Program at December 31, 2015 amounted to an over recovery of \$14,540,040, including carrying costs. The Company projected that, at present rates, the net deferred balance for the IDER Program costs at December 31, 2016 would be an over recovery of \$12,414,134, including carrying costs.

With respect to the SREC I Program, the September 2016 Petition indicated that the net deferred balance at December 31, 2015 amounted to an under recovery of \$34,894,972, including carrying costs. The Company projected that, at present rates, the net deferred balance for the SREC I Program costs at December 31, 2016 would be an under recovery of \$29,821,573, including carrying costs.

On May 24, 2017, JCP&L filed an update ("May 2017 Update") to the September 2016 Petition to include actuals through December 2016 and to correct an error it had discovered. Based on the May 2017 Update, the Company revised its request to reflect a decrease of approximately \$2.849 million annually. According to the May 2017 Update, the actual deferred IDER Program costs including interest was \$11,804,147 and the actual deferred SREC I Program costs including interest was \$30,953,548. Accordingly, based on the May 2017 Update, JCP&L proposed a total Rider RRC rate of \$0.001013 per kWh (including SUT).

STIPULATION

Following discovery, the Parties discussed the issues in this matter. As a result, on October 2, 2017, the Parties executed a Stipulation in this matter. The Stipulation provides the following:¹²

Solar Renewable Energy Certificate-Based Financing Program Under N.J.S.A. 48:3-98.1, BPU Docket No. EO08090840 (September 16, 2009).

¹¹ In re the Verified Petition of Jersey Central Power and Light Company Concerning a Proposal for a Solar Renewable Energy Certificate-Based Financing Program Under N.J.S.A. 48:3-98.1, BPU Docket No. EO12080750 (December 18, 2013).

¹² Although described in this Order, should there be a conflict between this summary and the Stipulation, the terms of the Stipulation control, subject to the findings and conclusions contained in the Order.

1. The Parties agree that the Company's ending deferred balances in the components of the RRC listed below at December 31, 2015, were as follows: (i) an over-recovered IDER balance of \$13.03 million, including carrying costs of \$197,161; and (ii) an under-recovered SREC I Program balance of \$34.89 million, including \$493,678 in carrying costs, and after application of \$3.56 million of the over-recovered Rider SCC deferred balance.¹³ See Stipulation Attachment A.
2. As a result, the Parties agree that: (1) the IDER Program component of JCP&L's RRC rate factor will be increased from the current level of a credit of \$(0.000640) per kWh (exclusive of SUT) to a credit of \$(0.000584) per kWh (exclusive of SUT); (2) the SREC I Program component of JCP&L's RRC rate factor will be decreased from the current level of \$0.001729 per kWh (exclusive of SUT) to \$0.001532 (exclusive of SUT); and (3) JCP&L's overall RRC rate factor will be decreased from the current level of \$0.001089 per kWh (\$0.001164 per kWh including SUT¹⁴) to \$0.000948 (\$0.001013 per kWh including SUT). This decrease in the RRC rate factor will result in a decrease in annual revenues collected through the RRC of approximately of \$2.849 million. Revised settlement versions of all Attachments to the September 2016 Petition, are attached to the Stipulation as Attachments A through F.
3. As a result of the changes in the Rider RRC rate as set forth in the Stipulation, a typical residential customer consuming 500 kWh in a month will see a decrease in their monthly bill from \$68.33 to \$68.25, a decrease of \$0.08 or 0.1%, based on rates effective September 1, 2017.
4. To the extent not otherwise recovered in rates, JCP&L shall be authorized to continue to defer all additional reasonable and prudent costs of a type previously approved for recovery through Rider RRC, incurred and deferred subsequent to December 31, 2015, together with accrued interest thereon, for review and inclusion in future annual RRC filings, subject to the Board's review and approval.
5. Interest will accrue on any over- or under-recovered Rider RRC balances at the interest rate based on a two-year constant maturity Treasuries as published in the Federal Reserve Statistical Release on the first day of each month (or the closest day thereafter on which rates are published), plus sixty basis points, but shall not exceed the Company's overall rate of return as approved by the Board. Such interest rate shall be reset each month. The interest calculation shall be based on the net of tax beginning and ending average monthly balance, consistent with the methodology in the Board's Final Order dated May 17, 2004 (Docket No. ER02080506 et al.), compounded annually (added to the balance on which interest is accrued annually) on January 1 of each year.

¹³ The first \$2.86 million of the over-recovered Rider SCC deferred balance was applied to the remaining unamortized IDER Program investment account bringing that balance to zero at December 31, 2015.

¹⁴ The overall RRC rate factor including SUT was set at \$0.001165 effective 9/1/2016 when the SUT rate was 7%. The current RRC rate factor including SUT is \$0.001164 using the 6.875% SUT rate that took effect on 1/1/2017.

6. The Parties agree that, for the 2015 period, JCP&L has applied the SCC over-collections to offset under-collections in Rider RRC. The Parties further agree that, pursuant to a Stipulation of Settlement filed on July 15, 2014, in Docket Nos. ER10020130, ER11070439, and ER12080756, and pursuant to the Board's August 24, 2016 Order in the 2009-2013 and 2014 Rider RRC cases, the Rider SCC rate was set to zero as of September 1, 2016.
7. Consistent with the Board's August 2016 Order, JCP&L will make annual RRC true-up petitions no later than October 1 of each year. It is further agreed that, included with future filings, JCP&L will submit electronic files supporting its petition with all formulas intact.
8. The Parties agree that upon the effective date of the Board's written Order approving the Stipulation, all elements of the September 2016 Petition shall be deemed closed and resolved.

DISCUSSION AND FINDINGS

The Board, having reviewed the attached Stipulation and the record in this proceeding, **FINDS** that the Stipulation resolving the September 2016 Petition, is reasonable, is in the public interest and is in accordance with the law. Accordingly, the Board **HEREBY APPROVES** the attached Stipulation and incorporates its provisions as if fully stated in this Order.

Accordingly, the Board **HEREBY APPROVES** the following rates for the components of JCP&L's RRC: (1) an IDER Program credit rate of \$0.000584 per kWh (excluding SUT); and (2) an SREC I Program rate of \$0.001532 per kWh (excluding SUT). Accordingly, JCP&L's overall RRC rate factor will be decreased to \$0.000948 per kWh, excluding SUT (\$0.001013 per kWh including SUT).

Based on the Stipulation, a typical residential customer using 500 kWh in a month will see a decrease in their monthly bill from \$68.33 to \$68.25, a decrease of \$0.08 or 0.1%, based on rates effective September 1, 2017.


The Board **HEREBY DIRECTS** the Company to file the appropriate revised tariff sheets consistent with the terms of this Order by November 1, 2017.

The Company's costs, including those related to the programs described above, remain subject to audit by the Board. This Decision and Order shall not preclude or prohibit the Board from taking any actions determined to be appropriate as a result of any such audit.

The effective date of this Order is October 30, 2017.

DATED: 10/20/17


BOARD OF PUBLIC UTILITIES
BY:


RICHARD S. MROZ
PRESIDENT



JOSEPH L. FIORDALISO
COMMISSIONER


MARY-ANNA HOLDEN
COMMISSIONER


UPENDRA J. CHIVUKULA
COMMISSIONER

ATTEST: 
IRENE KIM ASBURY
SECRETARY

I HEREBY CERTIFY that the within
document is a true copy of the original
in the files of the Board of Public Utilities



IN THE MATTER OF THE VERIFIED PETITION OF JERSEY CENTRAL POWER AND LIGHT
COMPANY SEEKING REVIEW AND APPROVAL OF ITS DEFERRED BALANCES RELATING
TO, AND AN ADJUSTMENT OF, THE RIDER RRC- RGGI RECOVERY CHARGE OF ITS
FILED TARIFF ("2015 RIDER RRC FILING")
DOCKET NO. ER16090921

SERVICE LIST

Stefanie Brand, Director
Division of Rate Counsel
140 East Front Street, 4th Floor
Post Office Box 003
Trenton, N.J. 08625-0003
sbrand@rpa.nj.gov

Brian O. Lipman, Litigation Manager
Division of Rate Counsel
140 East Front Street, 4th Floor
Post Office Box 003
Trenton, N.J. 08625-0003
blipman@rpa.nj.gov

Felicia Thomas-Friel, Esq.
Division of Rate Counsel
140 East Front Street, 4th Floor
Post Office Box 003
Trenton, N.J. 08625-0003
ftthomas@rpa.nj.gov

Sarah H. Steindel, Esq.
Division of Rate Counsel
140 East Front Street, 4th Floor
Post Office Box 003
Trenton, N.J. 08625-0003
ssteinde@rpa.nj.gov

James Glassen
Division of Rate Counsel
140 East Front Street, 4th Floor
Post Office Box 003
Trenton, N.J. 08625-0003
jglassen@rpa.nj.gov

Ami Morita, Esq.
Division of Rate Counsel
140 East Front Street, 4th Floor
Post Office Box 003
Trenton, N.J. 08625-0003
amorita@rpa.nj.gov

Irene Kim Asbury, Esq.
Secretary of the Board
Board of Public Utilities
44 South Clinton Ave., 3rd Floor, Suite 314
Post Office Box 350
Trenton, NJ 08625-0350
irene.asbury@bpu.nj.gov

Thomas Walker, Director
Division of Energy
Board of Public Utilities
44 South Clinton Ave., 3rd Floor, Suite 314
Post Office Box 350
Trenton, NJ 08625-0350
Thomas.walker@bpu.nj.gov

Stacy Peterson, Deputy Director
Board of Public Utilities
44 South Clinton Ave., 3rd Floor, Suite 314
Post Office Box 350
Trenton, NJ 08625-0350
stacy.peterson@bpu.nj.gov

Bart Kilar
Board of Public Utilities
44 South Clinton Ave., 3rd Floor, Suite 314
Post Office Box 350
Trenton, NJ 08625-0350
bart.kilar@bpu.nj.gov

Rachel Boylan, Legal Specialist
Counsel's Office
Board of Public Utilities
44 South Clinton Ave., 3rd Floor, Suite 314
Post Office Box 350
Trenton, NJ 08625-0350
rachel.boylan@bpu.nj.gov

Shelley Massey, Esq.
Division of Rate Counsel
140 East Front Street, 4th Floor
Post Office Box 003
Trenton, N.J. 08625-0003
smassey@rpa.nj.gov

Robert J. Henkes
Henkes Consulting
7 Sunset Road
Old Greenwich, CT 06870
rhenkes@optonline.net

Mark A. Mader
Jersey Central Power & Light Co.
300 Madison Avenue
Post Office Box 1911
Morristown, NJ 07962-1911
mamader@firstenergycorp.com

Sally J. Cheong
Jersey Central Power & Light Co.
300 Madison Avenue
Post Office Box 1911
Morristown, NJ 07962-1911
scheong@firstenergycorp.com

Lauren M. Lepkoski, Esq.
FirstEnergy Service Company
Legal Department
2800 Pottsville Pike
Reading, PA 19612-6001
llepkoski@firstenergycorp.com

Gregory Eisenstark, Esq.
Windels Marx Lane & Mittendorf, LLP
120 Albany Street Plaza
New Brunswick, NJ 08901
geisenstark@windelsmarx.com

James E. O'Toole
Jersey Central Power & Light Co.
300 Madison Avenue
Post Office Box 1911
Morristown, NJ 07962-1911
jotoole@firstenergycorp.com

Alex Moreau
Dept. of Law & Public Safety
Division of Law
124 Halsey Street
Post Office Box 45029
Newark, NJ 07101-54029
alex.moreau@law.njoag.gov

Renee Greenberg
Dept. of Law & Public Safety
Division of Law
124 Halsey Street
Post Office Box 45029
Newark, NJ 07101-54029
renee.greenberg@law.njoag.gov

Patricia Krogman
Dept. of Law & Public Safety
Division of Law
124 Halsey Street
Post Office Box 45029
Newark, NJ 07101-54029
patricia.krogman@law.njoag.gov

Caroline Vachier, DAG
Dept. of Law & Public Safety
Division of Law
124 Halsey Street
Post Office Box 45029
Newark, NJ 07101-54029
caroline.vachier@law.njoag.gov

Yolanda Walker, Legal Assistant
Dept. of Law & Public Safety
Division of Law
124 Halsey Street
Post Office Box 45029
Newark, NJ 07101-54029
yolanda.walker@law.njoag.gov

The Parties do hereby join in recommending that the New Jersey Board of Public Utilities (“Board”) issue an Order approving the Stipulation, based upon the following stipulations:

Background

The Company’s Rider RRC – RGGI Recovery Charge (“RRC”) was initially approved by the Board to recover costs associated with a Board-approved demand response program, known as the Demand Response Working Group Modified Proposal (“DRWG”).¹ Upon the conclusion of the DRWG program, the Board approved JCP&L’s recovery of additional costs through the RRC, including an under-recovered balance, accrued interest, and administrative costs associated with the DRWG program.²

Pursuant to the Board’s Order approving an expansion of JCP&L’s Integrated Distribution Energy Resource Program (“IDER”), JCP&L was permitted to include the costs of the IDER expansion in the RRC.³ Under another Board Order, regarding various issues pertaining to the Company’s legacy A/C Cycling Program and its IDER Program, the Company transferred the cost recovery for its IDER Pilot Program from the System Control Charge (“SCC”) to the RRC effective July 1, 2011.⁴

In 2009, the Board approved a program under which JCP&L entered into long-term

¹ See *I/M/O Demand Response Programs for the Period Beginning June 1, 2009 – Electric Distribution Company Programs*, BPU Docket No. EO08050326 (Order dated December 10, 2008).

² See *I/M/O Demand Response Programs for the Period Beginning June 1, 2009 – Electric Distribution Company Programs*, BPU Docket No. EO08050326 (Order dated February 17, 2010).

³ See *I/M/O the Verified Petition of Jersey Central Power & Light Company Concerning a Proposal for Four Small Scale/Pilot Demand Response Programs for the Period Beginning June 1, 2009*, BPU Docket Nos. EO08050326 and EO08080542 (Order dated August 19, 2009).

⁴ See *I/M/O the Verified Petition of Jersey Central Power & Light Company Concerning the Continuation Beyond May 31, 2011 of its Legacy Direct Load Control/Air Conditioning Cycling Program*, BPU Docket No. ER10010034 (Order dated June 15, 2011).

contracts to purchase Solar Renewable Energy Certificates (“SRECs”) (“SREC I Program”).⁵ Cost recovery for the SREC I Program is via the RRC.

On August 1, 2014, the Company filed a Verified Petition and supporting Attachments for the 2009-2013 RRC Period, which was assigned Docket No. ER14080869 (the “2009-2013 RRC Filing”), seeking: (1) review and approval of the deferred balances relating to the Company’s RRC clause of its filed tariff, to the extent accumulated from May 1, 2009 to December 31, 2013; and (2) review and approval of an increase in the RRC rate factor from the current level of \$0.000116 per kWh (\$0.000124 per kWh including Sales and Use Tax (“SUT”)) to \$0.000981 per kWh (\$0.001050 per kWh including SUT). The proposed increase in the RRC would have resulted in an increase of approximately \$18.31 million per year in RRC revenues. The Company proposed to reset the current level of its RRC effective January 1, 2015.

The 2009-2013 RRC filing sought review and approval of the deferred balances accumulated with respect to the IDER Program and the SREC I Program. The 2009-2013 RRC filing also sought to reset the System Control Charge (“SCC”) rate to zero at the time the RRC rate was reset.

The Company filed an update to the 2009-2013 RRC Filing on March 11, 2015. The purpose of the update was to provide actual data through December 31, 2014 and to correct certain errors and omissions in its August 1, 2014 filing. Based on the March 11, 2015 update, the 2009-2013 RRC Filing sought an increase in annual revenues collected through the RRC of approximately \$17 million.

On August 31, 2015, the Company filed a Verified Petition and Supporting attachments

⁵ See *I/M/O the Verified Petition of Jersey Central Power & Light Company Concerning a Proposal for an SREC-Based Financing Program Under N.J.S.A. 48:3-98.1*, BPU Docket No. EO08090840 (Orders dated March 27, 2009 and September 16, 2009).

for the 2014 RRC Period, which was assigned Docket No. ER15090995 (the “2014 RRC Filing”), seeking: (1) review and approval of the deferred balances relating to the Company’s Rider RRC clause of its filed tariff, to the extent accumulated from January 1, 2014 through December 31, 2014; and (2) review and approval of an increase in the RRC rate factor from the current level of \$0.000116 per kWh (\$0.000124 per kWh including Sales and Use Tax (“SUT”)) to \$0.001119 per kWh (\$0.001197 per kWh including SUT).

The 2014 RRC filing also sought review and approval of the deferred balances accumulated with respect to the IDER, and the SREC I Program to the extent accumulated from January 1, 2014 through December 31, 2014. The 2014 RRC filing also sought to reset the SCC rate to zero at the time the RRC rate was reset.

The 2014 RRC filing sought an increase in annual revenues collected through the RRC of approximately of \$21.17 million in annual revenues, without taking into account the then-pending 2009-2013 RRC Filing. In other words, the 2014 RRC Petition sought an increase of an incremental \$4.17 million annually compared to the increase requested in the 2009-2013 RRC Filing.

Public hearings on the 2009-2013 RRC Filing and the 2014 RRC Filing were held on February 22, 2016 in Morristown, New Jersey, and February 24, 2016 in Freehold, New Jersey. No member of the public attended.

On August 8, 2016, JCP&L filed with the Board a fully-executed Stipulation of Settlement that resolved the 2009-2013 RRC Filing and the 2014 RRC Filing. On August 24, 2016, the Board issued a Decision and Order Approving Stipulation in regard to the 2009-2013 and 2014 RRC Filings. Pursuant to the Board’s Order, (1) the IDER Program component of JCP&L’s RRC rate factor was decreased from \$0.000116 per kWh to a credit of \$(0.000640)

(exclusive of SUT) per kWh; (2) the SREC I Program component of JCP&L's RRC rate factor was set to an initial rate of \$0.001729 per kWh (exclusive of SUT); and (3) JCP&L's overall RRC rate factor was increased from \$0.000116 per kWh (\$0.000124 per kWh including Sales and Use Tax ("SUT")) to \$0.001089 per kWh (\$0.001165 per kWh including SUT). This increase in the RRC rate factor resulted in an increase in annual revenues collected through the RRC of approximately of \$20.536 million. The revised rates became effective for service rendered on and after September 1, 2016.

On September 30, 2016, JCP&L filed a Verified Petition and supporting Attachments for the 2015 RRC Period ("2015 RRC Filing"). The purpose of the 2015 RRC Filing was to provide for a review and approval of the deferred amounts included in the Company's RRC deferred balance, which relate to amounts the Company incurred under certain Board-approved demand response and renewable energy programs, to the extent accumulated from January 1, 2015 through December 31, 2015 (the "2015 RRC Period"). In addition, the Company proposed that the SREC I component of the RRC be reduced from its present rate of \$0.001729 per kWh (before SUT) to \$0.001476 per kWh (before SUT), a decrease of \$0.000253 per kWh (before SUT). JCP&L also proposed that the IDER Program component of the RRC should be increased from its present rate of (\$0.000640) per kWh (before SUT) to (\$0.000614) per kWh (before SUT), an increase of \$0.000026 per kWh (before SUT). As a result of these proposed changes, JCP&L proposed to decrease the RRC rate factor from the current level of \$0.001089 per kWh (\$0.001165 per kWh including sales and use tax ("SUT")) to \$0.000862 per kWh (\$0.000922 per kWh including SUT). The proposed decrease in the RRC would result in a decrease of approximately \$4.587 million per year in RRC revenues. The Company proposed to reset the current level of its RRC effective January 1, 2017.

On May 24, 2017, JCP&L filed an Update to the Petition. In the Update, the Company: (1) corrected an error in the original filing; and (2) updated the schedules to include actual data through December 31, 2016. As a result of the Update, the proposed overall decrease in the RRC was modified to a decrease of approximately \$2.849 million annually.

Following the filing of the Verified Petition, the Parties engaged in discovery and exchanged additional discovery during informal discussions and meetings.

Stipulation

The undersigned Parties DO HEREBY STIPULATE AND AGREE as follows:

1. The Parties agree that the Company's ending deferred balances in the components of the RRC listed below at December 31, 2015, were as follows: (i) an over-recovered IDER balance of \$13.03 million, including carrying costs of \$197,161; and (ii) an under-recovered SREC I Program balance of \$34.89 million, including \$493,678 in carrying costs, and after application of \$3.56 million of the over-recovered Rider SCC deferred balance⁶. See Stipulation Attachment A attached hereto.

2. As a result, the Parties agree that: (1) the IDER Program component of JCP&L's RRC rate factor will be increased from the current level of a credit of \$(0.000640) per kWh (exclusive of Sales and Use Tax or "SUT") to a credit of \$(0.000584) per kWh (exclusive of SUT); (2) the SREC I Program component of JCP&L's RRC rate factor will be decreased from the current level of \$0.001729 per kWh (exclusive of SUT) to \$0.001532 (exclusive of SUT); and (3) JCP&L's overall RRC rate factor will be decreased from the current level of \$0.001089

⁶ The first \$2.86 million of the over-recovered Rider SCC deferred balance was applied to the remaining unamortized IDER Program investment account bringing that balance to zero at December 31, 2015.

per kWh (\$0.001164 per kWh including SUT⁷) to \$0.000948 (\$0.001013 per kWh including SUT). This decrease in the RRC rate factor will result in a decrease in annual revenues collected through the RRC of approximately of \$2.849 million. Revised settlement versions of all Attachments to the 2015 filing, are attached hereto as Stipulation Attachments A through F.

3. As a result of the changes in the Rider RRC rate as set forth in this Stipulation, a typical residential customer consuming 500 kWh in a month will see a decrease in their monthly bill from \$68.33 to \$68.25, a decrease of \$0.08 or 0.1%, based on rates effective September 1, 2017.

4. To the extent not otherwise recovered in rates, JCP&L shall be authorized to continue to defer all additional reasonable and prudent costs of a type previously approved for recovery through Rider RRC, incurred and deferred subsequent to December 31, 2015, together with accrued interest thereon, for review and inclusion in future annual RRC filings, subject to the Board's review and approval.

5. Interest will accrue on any over- or under-recovered Rider RRC balances at the interest rate based on a two-year constant maturity Treasuries as published in the Federal Reserve Statistical Release on the first day of each month (or the closest day thereafter on which rates are published), plus sixty basis points, but shall not exceed the Company's overall rate of return as approved by the BPU. Such interest rate shall be reset each month. The interest calculation shall be based on the net of tax beginning and ending average monthly balance, consistent with the methodology in the Board's Final Order dated May 17, 2004 (Docket No. ER02080506 et al.), compounded annually (added to the balance on which interest is accrued annually) on January 1 of each year.

⁷ The overall RRC rate factor including SUT was set at \$0.001165 effective 9/1/2016 when the SUT rate was 7%. The current RRC rate factor including SUT is \$0.001164 using the 6.875% SUT rate that took effect on 1/1/2017.

6. The Parties agree that, for the 2015 period, JCP&L has applied the SCC over-collections to offset under-collections in Rider RRC. The Parties further agree that, pursuant to a Stipulation of Settlement filed on July 15, 2014, in Docket Nos. ER10020130, ER11070439, and ER12080756, and pursuant to the Board's August 24, 2016 Order in the 2009-2013 and 2014 Rider RRC cases, the Rider SCC rate was set to zero as of September 1, 2016.

7. Consistent with the Board's August 24, 2016 Order, JCP&L will make annual RRC true-up petitions no later than October 1 of each year. It is further agreed that, included with future filings, JCP&L will submit electronic files supporting its petition with all formulas intact.

8. The Parties agree that upon the effective date of the Board's written Order approving this Stipulation, all elements of the 2015 Rider RRC Filing shall be deemed closed and resolved.

Conclusion

9. The Parties agree that this Stipulation contains mutual balancing and interdependent clauses and is intended to be accepted and approved in its entirety. In the event any particular provision of this Stipulation is not accepted and approved in its entirety by the Board, or is modified by a court of competent jurisdiction, then any Party aggrieved thereby shall not be bound to proceed with this Stipulation and shall have the right, upon written notice to be provided to all other Parties within ten (10) days after receipt of any such adverse decision, to litigate all issues addressed herein to a conclusion. More particularly, in the event this Stipulation is not adopted in its entirety by the Board in an appropriate Order, or is modified by a court of competent jurisdiction, then any Party hereto is free, upon the timely provision of such written notice, to pursue its then available legal remedies with respect to all issues addressed in

this Stipulation, as though this Stipulation had not been signed. The Parties agree that this Stipulation shall be binding on them for all purposes herein.

10. It is specifically understood and agreed that this Stipulation represents a negotiated agreement and, except as otherwise expressly provided for herein:

- a. By executing this Stipulation, no Party waives any rights it possesses under any prior Stipulation, except where the terms of this Stipulation supersede such prior Stipulation.
- b. The contents of this Stipulation shall not in any way be considered, cited or used by any of the undersigned Parties as an indication of any Party's position on any related or other issue litigated in any other proceeding or forum, except to enforce the terms of this Stipulation.


11. This Stipulation may be executed in any number of counterparts, each of which shall be considered one and the same agreement, and shall become effective when one or more counterparts have been signed by each of the Parties. The Parties understand that the Board's written Order approving this Stipulation shall become effective in accordance with N.J.S.A. 48:2-40.


CONCLUSION

WHEREFORE, the Parties hereto have duly executed and do respectfully submit this Stipulation to the Board, and recommend that the Board issue a Final Decision and Order adopting and approving this Stipulation in its entirety in accordance with the terms hereof.

Jersey Central Power & Light Company

CHRISTOPHER S. PORRINO
ATTORNEY GENERAL OF NEW JERSEY
Attorney for Staff of the Board of Public
Utilities


By: 
Gregory Eisenstark, Esq.
Windels, Marx, Lane & Mittendorf, LLP

By: 
Alex Moreau
Deputy Attorney General

Dated: Sept. 28, 2017

Dated: September 29, 2017

Stefanie A. Brand, Esq.
Director, Division of Rate Counsel

By: 
Sarah H. Steindel, Esq.
Assistant Deputy Rate Counsel

Dated: October 2, 2017

Jersey Central Power & Light Company
 RGGI Recovery Charge - Rider RRC
 Summary of Deferred Solar Renewable Energy Certificate I (SREC I) Financing Program Costs &
 Deferred Integrated Distributed Energy Resource (IDER) Investment & Program Costs
 Calculation of a Proposed Decrease in Rider RRC Composite Rate Effective January 1, 2017
 Actual Results Through December 2016

Line #	Calculation of Deferred SREC I Financing Program Costs Including Interest	Cumulative at Dec.31, 2015	Refer to Attachment B
SREC I Auction Sales & Rider RRC Revenues:			
1	SREC I Auction Sales Revenues	\$ (29,113,621.71)	Line 1
2	Less: SREC I Auction Transaction Fees	5,006,021.58	Line 2
3	Net SREC I Auction Sales Revenues	\$ (24,107,600.13)	Line 3
4	Rider RRC - SREC I Program Revenues	-	Line 4
5	Total SREC I Auction Sales & Rider RRC Revenues	\$ (24,107,600.13)	Line 5
SREC I Financing Program Costs:			
6	SREC I Purchases	\$ 59,537,840.81	Line 6
7	NERA Consulting Fees	1,990,171.50	Line 7
8	Administrative Costs	544,347.86	Line 8
9	Total SREC I Financing Program Costs	\$ 62,072,360.17	Line 9
10	Total SREC I Financing Program Under-Recovery	\$ 37,964,760.04	Line 10
11	Rider SCC (Over)-Recovery Applied to SREC I Financing Program Deferral	(3,563,466.08) ¹	Line 15
12	SREC I Financing Program Interest Income	514,005.95	Line 24
13	Reduction of Interest for Settlement Adjustment	(20,328.29)	Line 26
14	Deferred SREC I Program Costs Incl.Interest at December 31, 2015	\$ 34,894,971.62	Line 29
Actual 2016 SREC I Deferred Program Costs Incl.Interest		Actual for the Year 2016	Attachment E (pages 1 & 2)
15	SREC I Financing Program Costs (Over)-Recovery	\$ (3,449,065.11)	Line 10
16	Rider SCC (Over)-Recovery Applied to SREC I Financing Program Deferral	(790,166.31) ¹	Line 15
17	SREC I Financing Program Interest Income	297,807.59	Line 24
18	Actual 2016 (Over)-Recovery of SREC I Program Costs Including Interest	\$ (3,941,423.83)	
19	Deferred SREC I Program Costs Including Interest at December 31, 2016	\$ 30,953,547.79	Line 28

Notes:

- ¹ Per the BPU's Order in Docket No.ER10010034, signed June 15, 2011, the Board directed JCP&L to "transfer the existing under or over recovery in Rider SCC to Rider RRC, effective on July 1, 2011."

Jersey Central Power & Light Company
RGGI Recovery Charge - Rider RRC
Summary of Deferred Solar Renewable Energy Certificate I (SREC I) Financing Program Costs &
Deferred Integrated Distributed Energy Resource (IDER) Investment & Program Costs
Calculation of a Proposed Decrease in Rider RRC Composite Rate Effective January 1, 2017
Actual Results Through December 2016

IDER Program Investment		Cumulative at Dec.31, 2015	Refer to Attachment C
20	IDER Program Investment	\$ 4,863,010.15	Line 2
21	Deduct: Annual Amortization	(2,003,652.26)	Line 5
22	Rider SCC (Over)-Recovery Applied to IDER Investment Program	(2,859,357.89) ¹	L6 + L7
23	Unamortized IDER Program Investment at Dec.31, 2015	\$ -	Line 9

Actual 2016 IDER Program Investment		Actual for the Year 2016	Attachment E (pages 3 & 4)
24	IDER Program Investment	\$ -	Line 2
25	Deduct: Annual Amortization	-	Line 5
26	Rider SCC (Over)-Recovery Applied to IDER Program Investment	-	L6 + L7 ¹
27	Unamort. IDER Program Investment	\$ -	L3 + L8
28	Unamortized IDER Program Investment at Dec.31, 2016	\$ -	Line 9

Calculation of IDER Program Costs Including Interest		Cumulative at Dec.31, 2015	Refer to Attachment D
29	Rider RRC - IDER Program Revenues	\$ (13,900,832.85)	Line 1
30	Total IDER Program Costs	\$ 4,982,761.03	Line 6
31	Less: PJM Net Revenues	(6,524,698.40)	Line 7
32	Add: Amortization of IDER Program Investment	2,003,652.26	Line 8
33	Add: Return on IDER Program Investment	487,172.06	Line 9 ¹
34	Total Recoverable IDER Program Costs	\$ 948,886.95	Line 10
35	Total IDER Program (Over)-Recovery	\$ (12,951,945.90)	Line 11
36	Less: One Time Transfer of DRWG Curtailment Program incl. Interest	116,618.64 ²	L13 + L29
37	IDER Interest (Expense)	(197,161.41)	Line 24
38	Deferred IDER Program Costs Incl. Interest at Dec.31, 2015	\$ (13,032,488.67)	Line 31

Actual 2016 IDER Program Costs and Interest		Actual for the Year 2016	Attachment E (pages 5 & 6)
39	Rider RRC - IDER Program Revenues	\$ 1,632,610.88	Line 1
40	Total IDER Program Costs	\$ 161,279.90	Line 6
41	Less: PJM Net Revenues	(448,761.76)	Line 7
42	Add: Amortization of IDER Program Investment	-	Line 8
43	Add: Return on IDER Program Investment	-	Line 9
44	Total 2016 Actual IDER Program Costs	\$ (287,481.86)	Line 10
45	2016 Actual IDER Program Under-Recovery	\$ 1,345,129.02	Line 11
46	2016 Actual IDER Interest (Expense)	(116,787.19)	Line 28
47	Deferred IDER Program Costs Incl. Interest at Dec.31, 2016	\$ (11,804,146.84)	Line 31

Notes:

¹ Per the BPU's Order in Docket No. ER10010034, signed June 15, 2011, the Board directed JCP&L to "transfer the existing under or over recovery in Rider SCC to Rider RRC, effective on July 1, 2011."

² Per BPU Order in Docket No. EO08050326, signed February 17, 2010.

Jersey Central Power & Light Company
RGI Recovery Charge - Rider RRC
Summary of Deferred Solar Renewable Energy Certificate I (SREC I) Financing Program Costs &
Deferred Integrated Distributed Energy Resource (IDER) Investment & Program Costs
Calculation of a Proposed Decrease in Rider RRC Composite Rate Effective January 1, 2017
Actual Results Through December 2016

Calculation of a Proposed (Decrease) in Rider RRC Composite Rate		Effective January 1, 2017	Refer to Attachment A
Computation of Rider RRC - SREC I Program Tariff Rate			
48	Deferred SREC I Program Costs Including Interest at December 31, 2016	\$ 30,953,547.79	Line 19
49	Forecast MWh Retail Sales for the 12 Months Ended December 31, 2017	20,208,847	
50	Proposed Tariff Rider RRC-SREC before SUT (\$/kWh) effective January 1, 2017	\$ 0.001532	L48 / L49 / 1000
51	Current Rider RRC - SREC I Program before SUT (\$/kWh)	0.001729	
52	Proposed (Decrease)in Rider RRC-SREC I before SUT (\$/kWh)	\$ (0.000197)	L50 - L51
Computation of Rider RRC - IDER Program Tariff Rate			
51	Deferred IDER Program Costs Incl.Interest at Dec.31, 2016	\$ (11,804,146.84)	Line 47
52	Forecast MWh Retail Sales for the 12 Months Ended December 31, 2017	20,208,847	Line 49
53	Proposed Tariff Rider RRC-IDER before SUT (\$/kWh) effective January 1, 2017	\$ (0.000584)	L51 / L52 / 1000
54	Current Rider RRC - IDER Program before SUT (\$/kWh)	(0.000640)	
55	Proposed Increase in Rider RRC before SUT (\$/kWh)	\$ 0.000056	L53 - L54
Computation of COMBINED Rider RRC Tariff Rate & Overall (Decrease)			
56	Proposed Tariff Rider RRC before SUT (\$/kWh) effective January 1, 2017	\$ 0.000948	L50 + L53
57	Current Rider RRC (IDER Program) before SUT (\$/kWh)	0.001089	L51 + L54
58	Proposed (Decrease)in Rider RRC before SUT (\$/kWh)	\$ (0.000141)	L56 - L57
59	Forecast MWh Retail Sales for the 12 Months Ended December 31, 2017	20,208,847	Line 49
60	Proposed Rider RRC Revenue (Decrease) effective January 1, 2017	\$ (2,849,447.43)	L58 x L59 x 1000

Jersey Central Power & Light Company
Solar Renewable Energy Certificate I (SREC I) Financing Program
Monthly Calculations of (Over)/Under-Recovery, Interest,
& Deferred General Ledger Account Balances (Note 1)
For the Year January 1, 2015 - December 31, 2015

Line #	Calculation of SREC I Financing Program (Over)/Under-Recovery of Program Costs	Jan 2015	Feb 2015	Mar 2015	Apr 2015	May 2015	Jun 2015	Jul 2015
SREC I Auction Sales & Rider RRC Revenues:								
1	SREC I Auction Sales Revenues	\$ -	\$ -	\$ (1,048,086.67)	\$ -	\$ -	\$ -	\$ (3,467,622.24)
2	Less: SREC I Auction Transaction Fees	-	-	155,020.07	-	-	-	439,187.12
3	Net SREC I Auction Sales Revenues	\$ -	\$ -	\$ (893,066.60)	\$ -	\$ -	\$ -	\$ (3,028,435.12)
4	Rider RRC SREC I Revenues (Note 2)	-	-	-	-	-	-	-
5	Total SREC I Auction Sales & Rider RRC Revenues	\$ -	\$ -	\$ (893,066.60)	\$ -	\$ -	\$ -	\$ (3,028,435.12)
SREC I Financing Program Costs:								
6	SREC I Purchases	\$ -	\$ -	\$ 1,844,461.10	\$ -	\$ -	\$ -	\$ 5,035,958.48
7	NERA Consulting Fees (Note 3)	-	-	-	10,835.61	-	-	-
8	SREC I Program Administrative Costs	7,871.60	3,781.00	4,465.37	4,998.23	5,870.50	5,870.50	7,748.87
9	Total SREC I Financing Program Costs	\$ 7,871.60	\$ 3,781.00	\$ 1,848,926.47	\$ 15,833.84	\$ 5,870.50	\$ 5,870.50	\$ 5,043,707.35
10	SREC I Financing Program Costs (Over)/Under-Recovery	\$ 7,871.60	\$ 3,781.00	\$ 955,859.87	\$ 15,833.84	\$ 5,870.50	\$ 5,870.50	\$ 2,015,272.23
Calculation of Deferred SREC I Financing Program Costs								
		Jan 2015	Feb 2015	Mar 2015	Apr 2015	May 2015	Jun 2015	Jul 2015
11	Beginning Balance Deferred SREC I (Over)/Under-Recovery	\$ 29,408,702.15	\$ 29,567,588.58	\$ 29,571,369.58	\$ 30,527,229.45	\$ 30,543,063.29	\$ 30,548,933.79	\$ 30,554,804.29
12	Add/(Deduct): Reclassify Prior Year Interest	151,014.83	-	-	-	-	-	-
13	Beginning Balance - Deferred SREC I Incl. Prior Year Interest	\$ 29,559,716.98	\$ 29,567,588.58	\$ 29,571,369.58	\$ 30,527,229.45	\$ 30,543,063.29	\$ 30,548,933.79	\$ 30,554,804.29
14	(Over)/Under-Recovery (Line 10)	7,871.60	3,781.00	955,859.87	15,833.84	5,870.50	5,870.50	2,015,272.23
15	(Deduct): Rider SCC (Over)-Recovery Applied to RRC (Note 4)	-	-	-	-	-	-	-
16	Ending Deferred (Over)/Under-Recovered SREC I Balance	\$ 29,567,588.58	\$ 29,571,369.58	\$ 30,527,229.45	\$ 30,543,063.29	\$ 30,548,933.79	\$ 30,554,804.29	\$ 32,570,076.52
Calculation of SREC I Financing Program Interest								
		Jan 2015	Feb 2015	Mar 2015	Apr 2015	May 2015	Jun 2015	Jul 2015
17	Beginning SREC I Financing Program Principal Balance	\$ 29,559,716.98	\$ 29,567,588.58	\$ 29,571,369.58	\$ 30,527,229.45	\$ 30,543,063.29	\$ 30,548,933.79	\$ 30,554,804.29
18	Ending SREC I Financing Program Principal Balance	29,567,588.58	29,571,369.58	30,527,229.45	30,543,063.29	30,548,933.79	30,554,804.29	32,570,076.52
19	AVERAGE SREC I Financing Program Principal Balance	\$ 29,563,652.78	\$ 29,569,479.08	\$ 30,049,299.52	\$ 30,535,146.37	\$ 30,545,998.54	\$ 30,551,869.04	\$ 31,562,440.41
20	Accumulated Deferred Income Taxes	12,076,752.16	12,079,132.20	12,275,138.85	12,473,607.29	12,478,040.40	12,480,438.50	12,893,256.91
21	Average SREC I Financing Program Principal Balance Excl. Dfd. Taxes	\$ 17,486,900.62	\$ 17,490,346.88	\$ 17,774,160.67	\$ 18,061,539.08	\$ 18,067,958.14	\$ 18,071,430.54	\$ 18,669,183.50
22	Multiply By: Interest Rate (Note 5)	1.26%	1.09%	1.26%	1.15%	1.20%	1.24%	1.29%
23	Divided By: Months Per Year	12	12	12	12	12	12	12
24	SREC I Financing Program Interest Income/(Expense)	\$ 18,361.25	\$ 15,887.07	\$ 18,662.87	\$ 17,308.97	\$ 18,067.96	\$ 18,673.81	\$ 20,069.37
25	Beginning Balance - Deferred SREC I Financing Program Interest	151,014.83	18,361.25	34,248.32	52,911.19	70,220.16	88,288.12	106,961.93
26	Reduction of Interest for Settlement Adjustment	-	-	-	-	-	-	-
27	Reclassify Prior Year Deferred SREC I Financing Program Interest	(151,014.83)	-	-	-	-	-	-
28	Ending Balance - Deferred SREC I Financing Program Interest	\$ 18,361.25	\$ 34,248.32	\$ 52,911.19	\$ 70,220.16	\$ 88,288.12	\$ 106,961.93	\$ 127,031.30
29	Ending Deferred SREC I Financing Program Costs Incl. Interest	\$ 29,585,949.83	\$ 29,605,617.90	\$ 30,580,140.64	\$ 30,613,283.45	\$ 30,637,221.91	\$ 30,661,766.22	\$ 32,697,107.82

Notes:

- Current month may include retroactive adjustments recorded in subsequent months.
- As billed & reported in Report of Electric Sales.
- This is JCP&L's share of the National Economic Research Association (NERA) fees.
- Per the BPU's Order in Docket No. ER10010034, signed June 15, 2011, the Board directed JCP&L to "transfer the existing under or over recovery in Rider SCC to Rider RRC, effective on July 1, 2011."
- The interest rates equal the 2-year constant maturity Treasuries on the first business day of each month plus 60 basis points.

Jersey Central Power & Light Company
Solar Renewable Energy Certificate I (SREC I) Financing Program
Monthly Calculations of (Over)/Under-Recovery, Interest,
& Deferred General Ledger Account Balances (Note 1)
For the Year January 1, 2015 - December 31, 2015

Line #	Calculation of SREC I Financing Program (Over)/Under-Recovery of Program Costs	Aug 2015	Sep 2015	Oct 2015	Nov 2015	Dec 2015	YTD 2015	Cumulative 2009 - 2015
SREC I Auction Sales & Rider RRC Revenues:								
1	SREC I Auction Sales Revenues	\$ -	\$ -	\$ (3,695,002.23)	\$ -	\$ (1,950,177.50)	\$ (10,160,888.64)	\$ (29,113,621.71)
2	Less: SREC I Auction Transaction Fees	-	-	474,111.11	-	226,272.50	1,294,590.80	5,006,021.58
3	Net SREC I Auction Sales Revenues	\$ -	\$ -	\$ (3,220,891.12)	\$ -	\$ (1,723,905.00)	\$ (8,866,297.84)	\$ (24,107,600.13)
4	Rider RRC SREC I Revenues (Note 2)	-	-	-	-	-	-	-
5	Total SREC I Auction Sales & Rider RRC Revenues	\$ -	\$ -	\$ (3,220,891.12)	\$ -	\$ (1,723,905.00)	\$ (8,866,297.84)	\$ (24,107,600.13)
SREC I Financing Program Costs:								
6	SREC I Purchases	\$ -	\$ -	\$ 5,446,570.63	\$ -	\$ 2,662,278.54	\$ 14,989,268.75	\$ 59,537,840.81
7	NERA Consulting Fees (Note 3)	23,679.67	-	-	12,447.28	24,306.00	71,268.56	1,990,171.50
8	SREC I Program Administrative Costs	4,617.91	3,980.00	4,213.33	4,090.60	5,600.78	63,108.69	544,347.86
9	Total SREC I Financing Program Costs	\$ 28,297.58	\$ 3,980.00	\$ 5,450,783.96	\$ 16,537.88	\$ 2,692,185.32	\$ 15,123,646.00	\$ 62,072,360.17
10	SREC I Financing Program Costs (Over)/Under-Recovery	\$ 28,297.58	\$ 3,980.00	\$ 2,229,892.84	\$ 16,537.88	\$ 968,280.32	\$ 6,257,348.16	\$ 37,964,760.04
Calculation of Deferred SREC I Financing Program Costs								
		Aug 2015	Sep 2015	Oct 2015	Nov 2015	Dec 2015	YTD 2015	Cumulative 2009 - 2015
11	Beginning Balance Deferred SREC I (Over)/Under-Recovery	\$ 32,570,076.52	\$ 32,598,374.10	\$ 32,602,354.10	\$ 34,832,246.94	\$ 34,848,784.82	\$ 29,408,702.15	\$ -
12	Add/(Deduct): Reclassify Prior Year Interest						151,014.83	-
13	Beginning Balance - Deferred SREC I Incl. Prior Year Interest	\$ 32,570,076.52	\$ 32,598,374.10	\$ 32,602,354.10	\$ 34,832,246.94	\$ 34,848,784.82	\$ 29,559,716.98	\$ -
14	(Over)/Under-Recovery (Line 10)	28,297.58	3,980.00	2,229,892.84	16,537.88	968,280.32	6,257,348.16	37,964,760.04
15	(Deduct): Rider SCC (Over)-Recovery Applied to RRC (Note 4)					(1,140,255.37)	(1,140,255.37)	(3,563,466.08)
16	Ending Deferred (Over)/Under-Recovered SREC I Balance	\$ 32,598,374.10	\$ 32,602,354.10	\$ 34,832,246.94	\$ 34,848,784.82	\$ 34,676,809.77	\$ 34,676,809.77	\$ 34,401,293.96
Calculation of SREC I Financing Program Interest								
		Aug 2015	Sep 2015	Oct 2015	Nov 2015	Dec 2015	YTD 2015	Cumulative 2009 - 2015
17	Beginning SREC I Financing Program Principal Balance	\$ 32,570,076.52	\$ 32,598,374.10	\$ 32,602,354.10	\$ 34,832,246.94	\$ 34,848,784.82		
18	Ending SREC I Financing Program Principal Balance	32,598,374.10	32,602,354.10	34,832,246.94	34,848,784.82	34,676,809.77		
19	AVERAGE SREC I Financing Program Principal Balance	\$ 32,584,225.31	\$ 32,600,364.10	\$ 33,717,300.52	\$ 34,840,515.88	\$ 34,762,797.30		
20	Accumulated Deferred Income Taxes	13,310,656.04	13,317,248.73	13,773,517.26	14,232,350.74	14,200,602.70		
21	Average SREC I Financing Program Principal Balance Excl. Dfd. Taxes	\$ 19,273,569.27	\$ 19,283,115.37	\$ 19,943,783.26	\$ 20,608,165.14	\$ 20,562,194.60		
22	Multiply By: Interest Rate (Note 5)	1.28%	1.30%	1.24%	1.37%	1.51%		
23	Divided By: Months Per Year	12	12	12	12	12		
24	SREC I Financing Program Interest Income/(Expense)	\$ 20,558.47	\$ 20,890.04	\$ 20,608.58	\$ 23,527.66	\$ 25,874.09	\$ 238,490.14	\$ 514,005.95
25	Beginning Balance - Deferred SREC I Financing Program Interest	127,031.30	147,589.77	168,479.81	189,088.39	212,616.05	151,014.83	-
26	Reduction of Interest for Settlement Adjustment					(20,328.29)	(20,328.29)	(20,328.29)
27	Reclassify Prior Year Deferred SREC I Financing Program Interest						(151,014.83)	-
28	Ending Balance - Deferred SREC I Financing Program Interest	\$ 147,589.77	\$ 168,479.81	\$ 189,088.39	\$ 212,616.05	\$ 218,161.85	\$ 218,161.85	\$ 493,677.66
29	Ending Deferred SREC I Financing Program Costs Incl. Interest	\$ 32,745,963.87	\$ 32,770,833.91	\$ 35,021,335.33	\$ 35,061,400.87	\$ 34,894,971.62	\$ 34,894,971.62	\$ 34,894,971.62

Notes:

- Current month may include retroactive adjustments recorded in subsequent months.
- As billed & reported in Report of Electric Sales.
- This is JCP&L's share of the National Economic Research Association (NERA) fees.
- Per the BPU's Order in Docket No. ER10010034, signed June 15, 2011, the Board directed JCP&L to "transfer the existing under or over recovery in Rider SCC to Rider RRC, effective on July 1, 2011."
- The interest rates equal the 2-year constant maturity Treasuries on the first business day of each month plus 60 basis points.

Jersey Central Power & Light Company
 Integrated Distributed Energy Resource (IDER) Program
 Monthly Calculations of
 IDER Program Investment - Net of Amortization
 & Return on Investment (Note 1)
 For the Year January 1, 2015 - December 31, 2015

Line #	15 MW IDER Program Calculation of IDER Program Net Investment	Jan 2015	Feb 2015	Mar 2015	Apr 2015	May 2015	Jun 2015	Jul 2015
IDER Program Investment:								
1	Beginning Balance - Cumulative IDER Program Investment	\$ 4,905,937.16	\$ 4,910,912.33	\$ 4,917,363.50	\$ 4,917,195.62	\$ 4,928,414.53	\$ 4,931,350.61	\$ 4,927,786.11
2	IDER Investment (Net of DOE Reimbursement)	4,975.17	6,451.17	(167.88)	11,218.91	2,936.08	(3,564.50)	-
3	Ending Balance - Cumulative IDER Program Investment	<u>\$ 4,910,912.33</u>	<u>\$ 4,917,363.50</u>	<u>\$ 4,917,195.62</u>	<u>\$ 4,928,414.53</u>	<u>\$ 4,931,350.61</u>	<u>\$ 4,927,786.11</u>	<u>\$ 4,927,786.11</u>
Accumulated Amortization:								
4	Beginning Balance - Accumulated Amortization	\$ (4,905,937.16)	\$ (4,906,006.26)	\$ (4,906,164.96)	\$ (4,906,321.33)	\$ (4,906,633.52)	\$ (4,906,986.48)	\$ (4,907,289.94)
5	Current Month Amortization	(69.10)	(158.70)	(156.37)	(312.19)	(352.96)	(303.46)	(303.46)
6	Rider SCC (Over)-Recovery Applied to IDER Investment (Note 2)							
7	Rider SCC (Over)-Recovery Applied to SREC I Program (Note 2)							
8	Ending Balance - Accumulated Amortization	<u>\$ (4,906,006.26)</u>	<u>\$ (4,906,164.96)</u>	<u>\$ (4,906,321.33)</u>	<u>\$ (4,906,633.52)</u>	<u>\$ (4,906,986.48)</u>	<u>\$ (4,907,289.94)</u>	<u>\$ (4,907,593.40)</u>
9	Ending Balance - IDER Program - Net of Amortization	<u>\$ 4,906.07</u>	<u>\$ 11,198.54</u>	<u>\$ 10,874.29</u>	<u>\$ 21,781.01</u>	<u>\$ 24,364.13</u>	<u>\$ 20,496.17</u>	<u>\$ 20,192.71</u>
Computation of Return on IDER Program Investment								
Line #		Jan 2015	Feb 2015	Mar 2015	Apr 2015	May 2015	Jun 2015	Jul 2015
10	Ending Balance - IDER Program - Net of Amortization	\$ 4,906.07	\$ 11,198.54	\$ 10,874.29	\$ 21,781.01	\$ 24,364.13	\$ 20,496.17	\$ 20,192.71
11	Accumulated Deferred Income Taxes	(2,004.13)	(4,574.60)	(4,442.15)	(8,897.54)	(9,952.75)	(8,372.69)	(8,248.72)
12	Unamortized IDER Program Investment - Net of Tax	<u>\$ 2,901.94</u>	<u>\$ 6,623.94</u>	<u>\$ 6,432.14</u>	<u>\$ 12,883.47</u>	<u>\$ 14,411.38</u>	<u>\$ 12,123.48</u>	<u>\$ 11,943.99</u>
13	JCP&L's Overall Pre-Tax Cost of Capital	11.61%	11.61%	11.61%	11.37%	11.37%	11.37%	11.37%
14	Return on IDER Program Investment	<u>\$ 28.08</u>	<u>\$ 64.09</u>	<u>\$ 62.23</u>	<u>\$ 122.07</u>	<u>\$ 136.55</u>	<u>\$ 114.87</u>	<u>\$ 113.17</u>

Notes:

- 1 Current month may include retroactive adjustments recorded in subsequent months.
- 2 Per the BPU's Order in Docket No.ER10010034, signed June 15, 2011, the Board directed JCP&L to "transfer the existing under or over recovery in Rider SCC to Rider RRC effective on July 1, 2011."

Jersey Central Power & Light Company
 Integrated Distributed Energy Resource (IDER) Program
 Monthly Calculations of
 IDER Program Investment - Net of Amortization
 & Return on Investment (Note 1)
 For the Year January 1, 2015 - December 31, 2015

Line #	15 MW IDER Program Calculation of IDER Program Net Investment	Aug 2015	Sep 2015	Oct 2015	Nov 2015	Dec 2015	YTD 2015	Cumulative 2010 - 2015	
IDER Program Investment:									
1	Beginning Balance - Cumulative IDER Program Investment	\$ 4,927,786.11	\$ 4,927,786.11	\$ 4,927,786.11	\$ 4,927,786.11	\$ 4,927,786.11	\$ 4,905,937.16	\$ -	
2	IDER Investment (Net of DOE Reimbursement)	-	-	-	-	(64,775.96)	(42,927.01)	4,863,010.15	
3	Ending Balance - Cumulative IDER Program Investment	<u>\$ 4,927,786.11</u>	<u>\$ 4,927,786.11</u>	<u>\$ 4,927,786.11</u>	<u>\$ 4,927,786.11</u>	<u>\$ 4,863,010.15</u>	<u>\$ 4,863,010.15</u>	<u>\$ 4,863,010.15</u>	
Accumulated Amortization:									
4	Beginning Balance - Accumulated Amortization	\$ (4,907,593.40)	\$ (4,907,896.86)	\$ (4,908,200.32)	\$ (4,908,503.78)	\$ (4,908,807.24)	\$ (4,905,937.16)	\$ -	
5	Current Month Amortization	(303.46)	(303.46)	(303.46)	(303.46)	596.21	(2,273.87)	(2,003,652.26)	
6	Rider SCC (Over)-Recovery Applied to IDER Investment (Note 2)						(1,095,054.49)	(1,095,054.49)	(6,422,823.97)
7	Rider SCC (Over)-Recovery Applied to SREC I Program (Note 2)						1,140,255.37	1,140,255.37	3,563,466.08
8	Ending Balance - Accumulated Amortization	<u>\$ (4,907,896.86)</u>	<u>\$ (4,908,200.32)</u>	<u>\$ (4,908,503.78)</u>	<u>\$ (4,908,807.24)</u>	<u>\$ (4,863,010.15)</u>	<u>\$ (4,863,010.15)</u>	<u>\$ (4,863,010.15)</u>	
9	Ending Balance - IDER Program - Net of Amortization	<u>\$ 19,889.25</u>	<u>\$ 19,585.79</u>	<u>\$ 19,282.33</u>	<u>\$ 18,978.87</u>	<u>\$ -</u>	<u>\$ -</u>	<u>\$ -</u>	

Line #	Computation of Return on IDER Program Investment	Aug 2015	Sep 2015	Oct 2015	Nov 2015	Dec 2015	YTD 2015	Cumulative 2010 - 2015
10	Ending Balance - IDER Program - Net of Amortization	\$ 19,889.25	\$ 19,585.79	\$ 19,282.33	\$ 18,978.87	\$ -		
11	Accumulated Deferred Income Taxes	(8,124.76)	(8,000.80)	(7,876.83)	(7,752.87)	-		
12	Unamortized IDER Program Investment - Net of Tax	\$ 11,764.49	\$ 11,584.99	\$ 11,405.50	\$ 11,226.00	\$ -		
13	JCP&L's Overall Pre-Tax Cost of Capital	11.37%	11.37%	11.37%	11.37%	11.37%		
14	Return on IDER Program Investment	<u>\$ 111.47</u>	<u>\$ 109.77</u>	<u>\$ 108.07</u>	<u>\$ 106.37</u>	<u>\$ -</u>	<u>\$ 1,076.74</u>	<u>\$ 487,172.06</u>

Notes:

- 1 Current month may include retroactive adjustments recorded in subsequent months.
- 2 Per the BPU's Order in Docket No.ER10010034, signed June 15, 2011, the Board directed JCP&L to "transfer the existing under or over recovery in Rider SCC to Rider RRC effective on July 1, 2011."

Jersey Central Power & Light Company
Integrated Distributed Energy Resource (IDER) Program
Monthly Calculations of
IDER Program (Over)/Under-Recovery & Interest (Note 1)
For the Year January 1, 2015 - December 31, 2015

Line #	Calculation of IDER Program (Over)/Under-Recovery	Jan 2015	Feb 2015	Mar 2015	Apr 2015	May 2015	Jun 2015	Jul 2015
1	Rider RRC - IDER Program Revenues (Note 2)	\$ (205,919.99)	\$ (215,333.91)	\$ (215,041.37)	\$ (182,895.46)	\$ (165,274.53)	\$ (202,772.71)	\$ (238,307.60)
IDER Program Costs:								
2	Outside Contractors	\$ 81,920.94	\$ 1,170.50	\$ 30,746.13	\$ 190,624.00	\$ 1,276.00	\$ 78.65	\$ 144,082.25
3	Customer Incentives	-	-	-	-	-	-	-
4	Administrative Expenses	5,355.20	2,524.10	1,685.00	1,702.05	3,078.23	(2,691.38)	5,856.00
5	DOE Reimbursements	-	-	-	-	-	-	-
6	Total IDER Program Costs	\$ 87,276.14	\$ 3,694.60	\$ 32,431.13	\$ 192,326.05	\$ 4,354.23	\$ (2,612.73)	\$ 149,938.25
7	Less: PJM Net Revenues (Note 3)	(104,690.41)	(94,559.08)	(104,690.41)	(101,313.30)	(104,690.41)	(88,571.40)	(91,523.78)
8	Add: Amortization of IDER Program Investment	69.10	158.70	156.37	312.19	352.96	303.46	303.46
9	Add: Return on IDER Program Investment	28.08	64.09	62.23	122.07	136.55	114.87	113.17
10	Recoverable IDER Program Costs	\$ (17,317.09)	\$ (90,641.69)	\$ (72,040.68)	\$ 91,447.01	\$ (99,846.67)	\$ (90,765.80)	\$ 58,831.10
11	IDER Program (Over)/Under-Recovery	\$ (223,237.08)	\$ (305,975.60)	\$ (287,082.05)	\$ (91,448.45)	\$ (265,121.20)	\$ (293,538.51)	\$ (179,476.50)
Deferred IDER (Over)/Under-Recovery								
		Jan. 2015	Feb. 2015	Mar. 2015	Apr. 2015	May 2015	Jun. 2015	Jul. 2015
12	Beginning Balance - Deferred IDER (Over)/Under-Recovery	\$ (10,299,403.74)	\$ (10,576,654.41)	\$ (10,882,630.01)	\$ (11,169,712.06)	\$ (11,261,160.51)	\$ (11,526,281.71)	\$ (11,819,820.22)
13	Add: One-Time Transfer of DRWG Balance	-	-	-	-	-	-	-
14	Add/(Deduct): Prior Year IDER Program Deferred Interest	(54,013.59)	-	-	-	-	-	-
15	Beginning Balance - Deferred IDER Program Costs Incl. Prior Year Interest	\$ (10,353,417.33)	\$ (10,576,654.41)	\$ (10,882,630.01)	\$ (11,169,712.06)	\$ (11,261,160.51)	\$ (11,526,281.71)	\$ (11,819,820.22)
16	Add: Current Month IDER Program (Over)/Under-Recovery	(223,237.08)	(305,975.60)	(287,082.05)	(91,448.45)	(265,121.20)	(293,538.51)	(179,476.50)
17	Add/(Deduct): Other Adjustments (if any)	-	-	-	-	-	-	-
18	Ending Balance - Deferred IDER (Over)-Recovery	\$ (10,576,654.41)	\$ (10,882,630.01)	\$ (11,169,712.06)	\$ (11,261,160.51)	\$ (11,526,281.71)	\$ (11,819,820.22)	\$ (11,999,296.72)
Computation of IDER Program Costs Interest								
		Jan. 2015	Feb. 2015	Mar. 2015	Apr. 2015	May 2015	Jun. 2015	Jul. 2015
19	AVERAGE Principal Balance Before Deferred Taxes	\$ (10,465,035.87)	\$ (10,729,642.21)	\$ (11,026,171.04)	\$ (11,215,436.29)	\$ (11,393,721.11)	\$ (11,673,050.97)	\$ (11,909,558.47)
20	Accumulated Deferred Income Taxes	(4,274,967.15)	(4,383,058.84)	(4,504,190.87)	(4,581,505.72)	(4,654,335.07)	(4,768,441.32)	(4,865,054.63)
21	AVERAGE Principal Balance Excluding Deferred Taxes	\$ (6,190,068.72)	\$ (6,346,583.37)	\$ (6,521,980.17)	\$ (6,633,930.57)	\$ (6,739,386.04)	\$ (6,904,609.65)	\$ (7,044,503.84)
22	Multiply By: Interest Rate (Note 4)	1.26%	1.09%	1.26%	1.15%	1.20%	1.24%	1.29%
23	Divided By: Months Per Year	12	12	12	12	12	12	12
24	IDER Program Interest Income / (Expense)	\$ (6,499.57)	\$ (5,764.81)	\$ (6,848.08)	\$ (6,357.52)	\$ (6,739.39)	\$ (7,134.76)	\$ (7,572.84)
Deferred IDER Program Costs Including Interest								
		Jan. 2015	Feb. 2015	Mar. 2015	Apr. 2015	May 2015	Jun. 2015	Jul. 2015
25	Beginning Balance - Deferred Interest on IDER Program Costs	\$ (54,013.59)	\$ (6,499.57)	\$ (12,264.38)	\$ (19,112.46)	\$ (25,469.98)	\$ (32,209.37)	\$ (39,344.13)
26	Annual IDER Interest Reclass Journal Voucher (JV)	54,013.59	-	-	-	-	-	-
27	Beginning Balance After Prior Year Interest Reclass JV	\$ -	\$ (6,499.57)	\$ (12,264.38)	\$ (19,112.46)	\$ (25,469.98)	\$ (32,209.37)	\$ (39,344.13)
28	IDER Program Interest Income / (Expense)	(6,499.57)	(5,764.81)	(6,848.08)	(6,357.52)	(6,739.39)	(7,134.76)	(7,572.84)
29	Balance Reclassified from DRWG Curtailment Program (Note 5)	-	-	-	-	-	-	-
30	Ending Balance - Deferred Interest on IDER Program Costs	\$ (6,499.57)	\$ (12,264.38)	\$ (19,112.46)	\$ (25,469.98)	\$ (32,209.37)	\$ (39,344.13)	\$ (46,916.97)
31	Ending Balance - Deferred IDER Program Costs Including Interest	\$ (10,583,153.98)	\$ (10,894,894.39)	\$ (11,188,824.52)	\$ (11,286,630.49)	\$ (11,558,491.08)	\$ (11,859,164.35)	\$ (12,046,213.69)

Notes:

- 1 Current month may include retroactive adjustments recorded in subsequent months.
- 2 As billed and reported in Report of Electric Sales.
- 3 PJM Revenues include any PJM rewards earned.
- 4 The interest rates equal the 2-year constant maturity Treasuries on the first business day of each month plus 60 basis points.
- 5 Per BPU Order in Docket No. EO08050326, signed February 17, 2010.

Jersey Central Power & Light Company
Integrated Distributed Energy Resource (IDER) Program
Monthly Calculations of
IDER Program (Over)/Under-Recovery & Interest (Note 1)
For the Year January 1, 2015 - December 31, 2015

Line #	Aug 2015	Sep 2015	Oct 2015	Nov 2015	Dec 2015	YTD 2015	Cumulative 2009 - 2015	
1	Calculation of IDER Program (Over)/Under-Recovery							
1	\$ (257,811.94)	\$ (249,187.41)	\$ (190,999.57)	\$ (158,867.41)	\$ (182,013.96)	\$ (2,464,425.86)	\$ (13,900,832.85)	
	IDER Program Costs:							
2	\$ -	\$ -	\$ 147,619.18	\$ -	\$ 1,506,990.27	\$ 2,104,507.92	\$ 5,404,963.39	
3	-	-	-	-	-	-	436,538.25	
4	4,444.00	4,328.40	4,799.48	3,182.04	4,048.20	38,311.32	310,894.46	
5	-	-	-	-	(1,130,257.39)	(1,130,257.39)	(1,169,635.07)	
6	\$ 4,444.00	\$ 4,328.40	\$ 152,418.66	\$ 3,182.04	\$ 380,781.08	\$ 1,012,561.85	\$ 4,982,761.03	
7	(91,523.78)	(88,571.40)	(91,523.78)	(88,571.40)	(91,523.78)	(1,141,752.93)	(6,524,698.40)	
8	303.46	303.46	303.46	303.46	(596.21)	2,273.87	2,003,652.26	
9	111.47	109.77	108.07	106.37	-	1,076.74	487,172.06	
10	\$ (86,664.85)	\$ (83,829.77)	\$ 61,306.41	\$ (84,979.53)	\$ 288,661.09	\$ (125,840.47)	\$ 948,886.95	
11	\$ (344,476.79)	\$ (333,017.18)	\$ (129,693.16)	\$ (243,846.94)	\$ 106,647.13	\$ (2,590,266.33)	\$ (12,951,945.90)	
	Deferred IDER (Over)/Under-Recovery							
	Aug 2015	Sep 2015	Oct 2015	Nov 2015	Dec 2015	YTD 2015	Cumulative 2009 - 2015	
12	\$ (11,999,296.72)	\$ (12,343,773.51)	\$ (12,676,790.69)	\$ (12,806,483.85)	\$ (13,050,330.79)	\$ (10,299,403.74)	\$ -	
13	Add: One-Time Transfer of DRWG Balance						-	116,752.93
14	Add/(Deduct): Prior Year IDER Program Deferred Interest						(54,013.59)	(54,013.59)
15	\$ (11,999,296.72)	\$ (12,343,773.51)	\$ (12,676,790.69)	\$ (12,806,483.85)	\$ (13,050,330.79)	\$ (10,353,417.33)	\$ 62,739.34	
16	(344,476.79)	(333,017.18)	(129,693.16)	(243,846.94)	106,647.13	(2,590,266.33)	(12,951,945.90)	
17	Add/(Deduct): Other Adjustments (if any)						-	-
18	\$ (12,343,773.51)	\$ (12,676,790.69)	\$ (12,806,483.85)	\$ (13,050,330.79)	\$ (12,943,683.66)	\$ (12,943,683.66)	\$ (12,889,206.56)	
	Computation of IDER Program Costs Interest							
	Aug 2015	Sep 2015	Oct 2015	Nov 2015	Dec 2015	YTD 2015	Cumulative 2009 - 2015	
19	\$ (12,171,535.12)	\$ (12,510,282.10)	\$ (12,741,637.27)	\$ (12,928,407.32)	\$ (12,997,007.23)			
20	(4,972,072.09)	(5,110,450.24)	(5,204,958.82)	(5,281,254.39)	(5,309,277.45)			
21	\$ (7,199,463.03)	\$ (7,399,831.86)	\$ (7,536,678.45)	\$ (7,647,152.93)	\$ (7,687,729.78)			
22	1.28%	1.30%	1.24%	1.37%	1.51%			
23	12	12	12	12	12			
24	\$ (7,679.43)	\$ (8,016.48)	\$ (7,787.90)	\$ (8,730.50)	\$ (9,673.73)	\$ (88,805.01)	\$ (197,161.41)	
	Deferred IDER Program Costs Including Interest							
	Aug 2015	Sep 2015	Oct 2015	Nov 2015	Dec 2015	YTD 2015	Cumulative 2009 - 2015	
25	\$ (46,916.97)	\$ (54,596.40)	\$ (62,612.88)	\$ (70,400.78)	\$ (79,131.28)	\$ (54,013.59)	\$ -	
26	Annual IDER Interest Reclass Journal Voucher (JV)						54,013.59	54,013.59
27	\$ (46,916.97)	\$ (54,596.40)	\$ (62,612.88)	\$ (70,400.78)	\$ (79,131.28)	\$ -	\$ 54,013.59	
28	(7,679.43)	(8,016.48)	(7,787.90)	(8,730.50)	(9,673.73)	(88,805.01)	(197,161.41)	
29	Balance Reclassified from DRWG Curtailment Program (Note 5)						-	(134.29)
30	\$ (54,596.40)	\$ (62,612.88)	\$ (70,400.78)	\$ (79,131.28)	\$ (88,805.01)	\$ (88,805.01)	\$ (143,282.11)	
31	\$ (12,398,369.91)	\$ (12,739,403.57)	\$ (12,876,884.63)	\$ (13,129,462.07)	\$ (13,032,488.67)	\$ (13,032,488.67)	\$ (13,032,488.67)	

Notes:

- 1 Current month may include retroactive adjustments recorded in subsequent months.
- 2 As billed and reported in Report of Electric Sales.
- 3 PJM Revenues include any PJM rewards earned.
- 4 The interest rates equal the 2-year constant maturity Treasuries on the first business day of each month plus 60 basis points.
- 5 Per BPU Order in Docket No.EO08050326, signed February 17, 2010.

Jersey Central Power & Light Company
Solar Renewable Energy Certificate I (SREC I) Financing Program
Monthly Calculations of (Over)/Under-Recovery, Interest,
& Deferred General Ledger Account Balances (Note 1)
Actual Results Through December 2016

Line #	Calculation of SREC I Financing Program (Over)/Under-Recovery	Actual Jan 2016	Actual Feb 2016	Actual Mar 2016	Actual Apr 2016	Actual May 2016	Actual Jun 2016
SREC I Auction Sales & Rider RRC Revenues:							
1	SREC I Auction Sales Revenues	\$ -	\$ -	\$ (1,584,096.21)	\$ -	\$ -	\$ -
2	Less: SREC I Auction Transaction Fees	-	-	172,185.57	-	-	-
3	Net SREC I Auction Sales Revenues	\$ -	\$ -	\$ (1,411,910.64)	\$ -	\$ -	\$ -
4	Rider RRC SREC I Revenues (Note 2)	-	-	-	-	-	-
5	Total SREC I Auction Sales & Rider RRC Revenues	\$ -	\$ -	\$ (1,411,910.64)	\$ -	\$ -	\$ -
SREC I Financing Program Costs:							
6	SREC I Purchases	\$ -	\$ -	\$ 1,998,989.48	\$ -	\$ -	\$ -
7	SREC I NERA Consulting Fees(Note 3)	(11,755.64)	-	-	6,104.14	-	-
8	SREC I Administrative Costs	2,976.95	3,648.00	7,478.21	3,162.63	4,332.00	5,556.64
9	Total SREC I Financing Program Costs	\$ (8,778.69)	\$ 3,648.00	\$ 2,006,467.69	\$ 9,266.77	\$ 4,332.00	\$ 5,556.64
10	SREC I Financing Program (Over)/Under-Recovery	\$ (8,778.69)	\$ 3,648.00	\$ 594,557.05	\$ 9,266.77	\$ 4,332.00	\$ 5,556.64
Calculation of Deferred SREC I Financing Program (Over)/Under-Recovered General Ledger Account Balance							
		Jan 2016	Feb 2016	Mar 2016	Apr 2016	May 2016	Jun 2016
11	Beginning Balance Deferred SREC I (Over)/Under-Recovery	\$ 34,676,809.77	\$ 34,886,192.93	\$ 34,889,840.93	\$ 35,484,397.98	\$ 35,493,664.75	\$ 35,497,996.75
12	Add/(Deduct): Reclassify Prior Year Interest	218,161.85	-	-	-	-	-
13	Beginning Balance - Deferred SREC I Incl.Prior Year Interest	\$ 34,894,971.62	\$ 34,886,192.93	\$ 34,889,840.93	\$ 35,484,397.98	\$ 35,493,664.75	\$ 35,497,996.75
14	(Over)/Under-Recovery (Line 10)	(8,778.69)	3,648.00	594,557.05	9,266.77	4,332.00	5,556.64
15	(Deduct): Rider SCC (Over)-Recovery Applied to RRC (Note 4)	-	-	-	-	-	-
16	Ending Deferred (Over)/Under-Recovered SREC I Balance	\$ 34,886,192.93	\$ 34,889,840.93	\$ 35,484,397.98	\$ 35,493,664.75	\$ 35,497,996.75	\$ 35,503,553.39
SREC I Financing Program Interest Calculation							
		Jan 2016	Feb 2016	Mar 2016	Apr 2016	May 2016	Jun 2016
17	Beginning SREC I Financing Program Principal Balance	\$ 34,894,971.62	\$ 34,886,192.93	\$ 34,889,840.93	\$ 35,484,397.98	\$ 35,493,664.75	\$ 35,497,996.75
18	Ending SREC I Financing Program Principal Balance	34,886,192.93	34,889,840.93	35,484,397.98	35,493,664.75	35,497,996.75	35,503,553.39
19	AVERAGE SREC I Financing Program Principal Balance	\$ 34,890,582.28	\$ 34,888,016.93	\$ 35,187,119.46	\$ 35,489,031.37	\$ 35,495,830.75	\$ 35,500,775.07
20	Accumulated Deferred Income Taxes	14,252,802.86	14,251,754.92	14,373,938.30	14,497,269.31	14,500,046.86	14,502,066.62
21	Average SREC I Financing Program Principal Balance Excl.Dfd.Taxes	\$ 20,637,779.42	\$ 20,636,262.01	\$ 20,813,181.16	\$ 20,991,762.06	\$ 20,995,783.89	\$ 20,998,708.45
22	Multiply By: Interest Rate (Note 5)	1.62%	1.41%	1.45%	1.36%	1.40%	1.51%
23	Divided By: Months Per Year	12	12	12	12	12	12
24	SREC I Financing Program Interest Income/(Expense)	\$ 27,861.00	\$ 24,247.61	\$ 25,149.26	\$ 23,790.66	\$ 24,495.08	\$ 26,423.37
25	Beginning Balance - Deferred SREC I Financing Program Interest	218,161.85	27,861.00	52,108.61	77,257.87	101,048.53	125,543.61
26	Reclassify Prior Year Deferred SREC I Financing Program Interest	(218,161.85)	-	-	-	-	-
27	Ending Balance - Deferred SREC I Financing Program Interest	\$ 27,861.00	\$ 52,108.61	\$ 77,257.87	\$ 101,048.53	\$ 125,543.61	\$ 151,966.98
28	Ending Deferred SREC I Financing Program Balances Including Interest	\$ 34,914,053.93	\$ 34,941,949.54	\$ 35,561,655.85	\$ 35,594,713.28	\$ 35,623,540.36	\$ 35,655,520.37

Notes:

- 1 Current month may include retroactive adjustments recorded in subsequent months.
- 2 As billed and reported in Report of Electric Sales.
- 3 This is JCP&L's share of the National Economic Research Association (NERA) fees.
- 4 Per the BPU's Order in Docket No.ER10010034, signed June 15, 2011, the Board directed JCP&L to "transfer the existing under or over recovery in Rider SCC to Rider
- 5 The interest rates equal the 2-year constant maturity Treasuries on the first business day of each month plus 60 basis points.

Jersey Central Power & Light Company
Solar Renewable Energy Certificate I (SREC I) Financing Program
Monthly Calculations of (Over)/Under-Recovery, Interest,
& Deferred General Ledger Account Balances (Note 1)
Actual Results Through December 2016

Line #	Calculation of SREC I Financing Program (Over)/Under-Recovery	Actual Jul 2016	Actual Aug 2016	Actual Sep 2016	Actual Oct 2016	Actual Nov 2016	Actual Dec 2016	Total 2016
SREC I Auction Sales & Rider RRC Revenues:								
1	SREC I Auction Sales Revenues	\$ (4,238,742.13)	\$ -	\$ -	\$ (3,710,180.25)	\$ -	\$ (1,597,258.88)	\$ (11,130,277.47)
2	Less: SREC I Auction Transaction Fees	482,163.29	-	-	475,172.25	-	216,722.24	1,346,243.35
3	Net SREC I Auction Sales Revenues	\$ (3,756,578.84)	\$ -	\$ -	\$ (3,235,008.00)	\$ -	\$ (1,380,536.64)	\$ (9,784,034.12)
4	Rider RRC SREC I Revenues (Note 2)	-	-	(1,304,369.91)	(2,744,476.42)	(2,523,814.26)	(2,754,450.19)	(9,327,110.78)
5	Total SREC I Auction Sales & Rider RRC Revenues	\$ (3,756,578.84)	\$ -	\$ (1,304,369.91)	\$ (5,979,484.42)	\$ (2,523,814.26)	\$ (4,134,986.83)	\$ (19,111,144.90)
SREC I Financing Program Costs:								
6	SREC I Purchases	\$ 5,553,889.89	\$ -	\$ -	\$ 5,472,635.16	\$ -	\$ 2,538,594.64	\$ 15,564,109.17
7	SREC I NERA Consulting Fees(Note 3)	-	25,895.39	-	-	10,763.18	12,323.14	43,330.21
8	SREC I Administrative Costs	4,983.16	4,788.00	6,005.67	3,302.52	4,302.63	4,104.00	54,640.41
9	Total SREC I Financing Program Costs	\$ 5,558,873.05	\$ 30,683.39	\$ 6,005.67	\$ 5,475,937.68	\$ 15,065.81	\$ 2,555,021.78	\$ 15,662,079.79
10	SREC I Financing Program (Over)/Under-Recovery	\$ 1,802,294.21	\$ 30,683.39	\$ (1,298,364.24)	\$ (503,546.74)	\$ (2,508,748.45)	\$ (1,579,965.05)	\$ (3,449,065.11)
Calculation of Deferred SREC I Financing Program (Over)/Under-Recovered General Ledger Account Balance								
		Jul 2016	Aug 2016	Sep 2016	Oct 2016	Nov 2016	Dec 2016	Total 2016
11	Beginning Balance Deferred SREC I (Over)/Under-Recovery	\$ 35,503,553.39	\$ 37,305,847.60	\$ 37,336,530.99	\$ 36,038,166.75	\$ 35,534,620.01	\$ 33,025,871.56	\$ 34,676,809.77
12	Add/(Deduct): Reclassify Prior Year Interest							218,161.85
13	Beginning Balance - Deferred SREC I Incl. Prior Year Interest	\$ 35,503,553.39	\$ 37,305,847.60	\$ 37,336,530.99	\$ 36,038,166.75	\$ 35,534,620.01	\$ 33,025,871.56	\$ 34,894,971.62
14	(Over)/Under-Recovery (Line 10)	1,802,294.21	30,683.39	(1,298,364.24)	(503,546.74)	(2,508,748.45)	(1,579,965.05)	(3,449,065.11)
15	(Deduct): Rider SCC (Over)-Recovery Applied to RRC (Note 4)						(790,166.31)	(790,166.31)
16	Ending Deferred (Over)/Under-Recovered SREC I Balance	\$ 37,305,847.60	\$ 37,336,530.99	\$ 36,038,166.75	\$ 35,534,620.01	\$ 33,025,871.56	\$ 30,655,740.20	\$ 30,655,740.20
SREC I Financing Program Interest Calculation								
		Jul 2016	Aug 2016	Sep 2016	Oct 2016	Nov 2016	Dec 2016	Total 2016
17	Beginning SREC I Financing Program Principal Balance	\$ 35,503,553.39	\$ 37,305,847.60	\$ 37,336,530.99	\$ 36,038,166.75	\$ 35,534,620.01	\$ 33,025,871.56	
18	Ending SREC I Financing Program Principal Balance	37,305,847.60	37,336,530.99	36,038,166.75	35,534,620.01	33,025,871.56	30,655,740.20	
19	AVERAGE SREC I Financing Program Principal Balance	\$ 36,404,700.50	\$ 37,321,189.30	\$ 36,687,348.87	\$ 35,786,393.38	\$ 34,280,245.79	\$ 31,840,805.88	
20	Accumulated Deferred Income Taxes	14,871,320.15	15,245,705.83	14,986,782.01	14,618,741.70	14,003,480.40	13,006,969.20	
21	Average SREC I Financing Program Principal Balance Excl. Dfd. Taxes	\$ 21,533,380.35	\$ 22,075,483.47	\$ 21,700,566.86	\$ 21,167,651.68	\$ 20,276,765.39	\$ 18,833,836.68	
22	Multiply By: Interest Rate (Note 5)	1.19%	1.27%	1.38%	1.40%	1.43%	1.74%	
23	Divided By: Months Per Year	12	12	12	12	12	12	
24	SREC I Financing Program Interest Income/(Expense)	\$ 21,353.94	\$ 23,363.22	\$ 24,955.65	\$ 24,695.59	\$ 24,163.15	\$ 27,309.06	\$ 297,807.59
25	Beginning Balance - Deferred SREC I Financing Program Interest	151,966.98	173,320.92	196,684.14	221,639.79	246,335.38	270,498.53	218,161.85
26	Reclassify Prior Year Deferred SREC I Financing Program Interest							(218,161.85)
27	Ending Balance - Deferred SREC I Financing Program Interest	\$ 173,320.92	\$ 196,684.14	\$ 221,639.79	\$ 246,335.38	\$ 270,498.53	\$ 297,807.59	\$ 297,807.59
28	Ending Deferred SREC I Financing Program Balances Including Interest	\$ 37,479,168.52	\$ 37,533,215.13	\$ 36,259,806.54	\$ 35,780,955.39	\$ 33,296,370.09	\$ 30,953,547.79	\$ 30,953,547.79

Notes:

- 1 Current month may include retroactive adjustments recorded in subsequent months.
- 2 As billed and reported in Report of Electric Sales.
- 3 This is JCP&L's share of the National Economic Research Association (NERA) fees.
- 4 Per the BPU's Order in Docket No.ER10010034, signed June 15, 2011, the Board directed JCP&L to "transfer the existing under or over recovery in Rider SCC to Rider
- 5 The interest rates equal the 2-year constant maturity Treasuries on the first business day of each month plus 60 basis points.

Jersey Central Power & Light Company
Integrated Distributed Energy Resource (IDER) Program
Monthly Calculations of IDER Program Investment
Net of Amortization & Return on Investment (Note 1)
Actual Results Through December 2016

Line #	15 MW IDER Investment Calculation of (Over)/Under-Recovery	Actual Jan 2016	Actual Feb 2016	Actual Mar 2016	Actual Apr 2016	Actual May 2016	Actual Jun 2016
IDER Program Investment:							
1	Beginning Balance - Cumulative IDER Program Investment	\$ 4,863,010.15	\$ 4,863,010.15	\$ 4,863,010.15	\$ 4,863,010.15	\$ 4,863,010.15	\$ 4,863,010.15
2	IDER Program Investment	-	-	-	-	-	-
3	Ending Balance - Cumulative IDER Program Investment	<u>\$ 4,863,010.15</u>	<u>\$ 4,863,010.15</u>	<u>\$ 4,863,010.15</u>	<u>\$ 4,863,010.15</u>	<u>\$ 4,863,010.15</u>	<u>\$ 4,863,010.15</u>
Accumulated Amortization:							
4	Beginning Balance - Accumulated Amortization	\$ (4,863,010.15)	\$ (4,863,010.15)	\$ (4,863,010.15)	\$ (4,863,010.15)	\$ (4,863,010.15)	\$ (4,863,010.15)
5	Current Month Amortization	-	-	-	-	-	-
6	Rider SCC (Over)-Recovery Applied to IDER Prog. Investment (Note 2)	-	-	-	-	-	-
7	Rider SCC (Over)-Recovery Applied to SREC Program (Note 2)	-	-	-	-	-	-
8	Ending Balance - Accumulated Amortization	<u>\$ (4,863,010.15)</u>	<u>\$ (4,863,010.15)</u>	<u>\$ (4,863,010.15)</u>	<u>\$ (4,863,010.15)</u>	<u>\$ (4,863,010.15)</u>	<u>\$ (4,863,010.15)</u>
9	Ending Balance - IDER Program Investment - Net of Amortization¹	<u>\$ -</u>	<u>\$ -</u>	<u>\$ -</u>	<u>\$ -</u>	<u>\$ -</u>	<u>\$ -</u>

L#	Computation of Return on IDER Program Investment	Jan. 2016	Feb. 2016	Mar. 2016	Apr. 2016	May. 2016	Jun. 2016
10	Ending Balance - IDER Program Investment - Net of Amortization	\$ -	\$ -	\$ -	\$ -	\$ -	\$ -
11	Accumulated Deferred Income Taxes	-	-	-	-	-	-
12	Unamortized IDER Program Investment - Net of Tax	\$ -	\$ -	\$ -	\$ -	\$ -	\$ -
13	JCP&L's Overall Pre-Tax Cost of Capital	11.37%	11.37%	11.37%	11.37%	11.37%	11.37%
14	Return on IDER Program Investment	<u>\$ -</u>	<u>\$ -</u>	<u>\$ -</u>	<u>\$ -</u>	<u>\$ -</u>	<u>\$ -</u>

Notes:

- 1 Current month may include retroactive adjustments recorded in subsequent months.
- 2 Per the BPU's Order in Docket No. ER10010034, signed June 15, 2011, the Board directed JCP&L to "transfer the existing under or over recovery in Rider SCC to Rider RRC effective on July 1, 2011."

Jersey Central Power & Light Company
Integrated Distributed Energy Resource (IDER) Program
Monthly Calculations of IDER Program Investment
Net of Amortization & Return on Investment (Note 1)
Actual Results Through December 2016

Line #	15 MW IDER Investment Calculation of (Over)/Under-Recovery	Actual Jul 2016	Actual Aug 2016	Actual Sep 2016	Actual Oct 2016	Actual Nov 2016	Actual Dec 2016	Total 2016
IDER Program Investment:								
1	Beginning Balance - Cumulative IDER Program Investment	\$ 4,863,010.15	\$ 4,863,010.15	\$ 4,863,010.15	\$ 4,863,010.15	\$ 4,863,010.15	\$ 4,863,010.15	\$ 4,863,010.15
2	IDER Program Investment	-	-	-	-	-	-	-
3	Ending Balance - Cumulative IDER Program Investment	<u>\$ 4,863,010.15</u>	<u>\$ 4,863,010.15</u>	<u>\$ 4,863,010.15</u>	<u>\$ 4,863,010.15</u>	<u>\$ 4,863,010.15</u>	<u>\$ 4,863,010.15</u>	<u>\$ 4,863,010.15</u>
Accumulated Amortization:								
4	Beginning Balance - Accumulated Amortization	\$ (4,863,010.15)	\$ (4,863,010.15)	\$ (4,863,010.15)	\$ (4,863,010.15)	\$ (4,863,010.15)	\$ (4,863,010.15)	\$ (4,863,010.15)
5	Current Month Amortization	-	-	-	-	-	-	-
6	Rider SCC (Over)-Recovery Applied to IDER Prog. Investment (Note 2)	-	-	-	-	-	(790,166.31)	(790,166.31)
7	Rider SCC (Over)-Recovery Applied to SREC Program (Note 2)	-	-	-	-	-	790,166.31	790,166.31
8	Ending Balance - Accumulated Amortization	<u>\$ (4,863,010.15)</u>	<u>\$ (4,863,010.15)</u>	<u>\$ (4,863,010.15)</u>	<u>\$ (4,863,010.15)</u>	<u>\$ (4,863,010.15)</u>	<u>\$ (4,863,010.15)</u>	<u>\$ (4,863,010.15)</u>
9	Ending Balance - IDER Program Investment - Net of Amortization	<u>\$ -</u>	<u>\$ -</u>	<u>\$ -</u>	<u>\$ -</u>	<u>\$ -</u>	<u>\$ -</u>	<u>\$ -</u>

L#	Computation of Return on IDER Program Investment	Jul. 2016	Aug. 2016	Sep. 2016	Oct. 2016	Nov. 2016	Dec. 2016	Total 2016
10	Ending Balance - IDER Program Investment - Net of Amortization	\$ -	\$ -	\$ -	\$ -	\$ -	\$ -	-
11	Accumulated Deferred Income Taxes	-	-	-	-	-	-	-
12	Unamortized IDER Program Investment - Net of Tax	\$ -	\$ -	\$ -	\$ -	\$ -	\$ -	-
13	JCP&L's Overall Pre-Tax Cost of Capital	11.37%	11.37%	11.37%	11.37%	11.37%	11.37%	-
14	Return on IDER Program Investment	<u>\$ -</u>	<u>\$ -</u>	<u>\$ -</u>	<u>\$ -</u>	<u>\$ -</u>	<u>\$ -</u>	<u>\$ -</u>

Notes:

- 1 Current month may include retroactive adjustments recorded in subsequent months.
- 2 Per the BPU's Order in Docket No. ER10010034, signed June 15, 2011, the Board directed JCP&L to "transfer the existing under or over recovery in Rider SCC to Rider RRC effective on July 1, 2011."

Jersey Central Power & Light Company
 Integrated Distributed Energy Resource (IDER) Program
 Monthly Calculations of IDER Program
 (Over)/Under-Recovery & Interest (Note 1)
 Actual Results Through December 2016

Line #	Calculation of IDER Program (Over)/Under-Recovery	Actual Jan 2016	Actual Feb 2016	Actual Mar 2016	Actual Apr 2016	Actual May 2016	Actual Jun 2016
1	Rider RRC - IDER Program Revenues (Note 2)	\$ (197,034.89)	\$ (196,673.47)	\$ (183,429.94)	\$ (166,818.70)	\$ (157,093.07)	\$ (198,723.85)
IDER Program Costs:							
2	Outside Contractors	\$ 47,832.11	\$ (956.64)	\$ -	\$ -	\$ 28,448.49	\$ 8,841.75
3	Customer Incentives	-	-	-	-	-	-
4	Administrative Expenses	2,444.12	6,019.04	5,108.24	8,488.76	821.94	3,405.18
5	DOE Reimbursements	-	-	-	-	-	-
6	Total IDER Program Costs	\$ 50,276.23	\$ 5,062.40	\$ 5,108.24	\$ 8,488.76	\$ 29,270.43	\$ 12,246.93
7	Less: PJM Net Revenues (Note 4)	(91,523.78)	(85,619.02)	(91,523.78)	(88,571.40)	(91,523.78)	-
8	Add: Amortization of IDER Program Investment	-	-	-	-	-	-
9	Add: Return on IDER Program Investment	-	-	-	-	-	-
10	Recoverable IDER Program Costs	\$ (41,247.55)	\$ (80,556.62)	\$ (86,415.54)	\$ (80,082.64)	\$ (62,253.35)	\$ 12,246.93
11	IDER Program (Over)/Under-Recovery	\$ (238,282.44)	\$ (277,230.09)	\$ (269,845.48)	\$ (246,901.34)	\$ (219,346.42)	\$ (186,476.92)
Deferred IDER (Over)/Under-Recovery							
L#		Jan. 2016	Feb. 2016	Mar. 2016	Apr. 2016	May 2016	Jun. 2016
12	Beginning Balance - Deferred IDER (Over)/Under-Recovery	\$ (12,943,683.66)	\$ (13,270,771.11)	\$ (13,548,001.20)	\$ (13,817,846.68)	\$ (14,064,748.02)	\$ (14,284,094.44)
13	Add: One-Time Transfer of DRWG Balance						
14	Add/(Deduct): Prior Year IDER Program Deferred Interest	(88,805.01)					
15	Beginning Balance - Deferred IDER Program Costs Incl. Prior Year Interest	\$ (13,032,488.67)	\$ (13,270,771.11)	\$ (13,548,001.20)	\$ (13,817,846.68)	\$ (14,064,748.02)	\$ (14,284,094.44)
16	Add: Current Month IDER Program (Over)/Under-Recovery	(238,282.44)	(277,230.09)	(269,845.48)	(246,901.34)	(219,346.42)	(186,476.92)
17	Add/(Deduct): Other Adjustments (if any)	-	-	-	-	-	-
18	Ending Balance - Deferred IDER (Over)-Recovery	\$ (13,270,771.11)	\$ (13,548,001.20)	\$ (13,817,846.68)	\$ (14,064,748.02)	\$ (14,284,094.44)	\$ (14,470,571.36)
Computation of IDER Program Costs Interest							
L#		Jan. 2016	Feb. 2016	Mar. 2016	Apr. 2016	May 2016	Jun. 2016
19	AVERAGE Principal Balance Before Deferred Taxes	\$ (13,151,629.89)	\$ (13,409,386.16)	\$ (13,682,923.94)	\$ (13,941,297.35)	\$ (14,174,421.23)	\$ (14,377,332.90)
20	Accumulated Deferred Income Taxes	(5,372,440.81)	(5,477,734.24)	(5,589,474.43)	(5,695,019.97)	(5,790,251.07)	(5,873,140.49)
21	AVERAGE Principal Balance Excluding Deferred Taxes	\$ (7,779,189.08)	\$ (7,931,651.92)	\$ (8,093,449.51)	\$ (8,246,277.38)	\$ (8,384,170.16)	\$ (8,504,192.41)
22	Multiply By: Interest Rate (Note 5)	1.62%	1.41%	1.45%	1.36%	1.40%	1.51%
23	Divided By: Months Per Year	12	12	12	12	12	12
24	IDER Program Interest Income / (Expense)	\$ (10,501.91)	\$ (9,319.69)	\$ (9,779.58)	\$ (9,345.78)	\$ (9,781.53)	\$ (10,701.11)
Deferred IDER Program Costs Including Interest							
L#		Jan. 2016	Feb. 2016	Mar. 2016	Apr. 2016	May 2016	Jun. 2016
25	Beginning Balance - Deferred Interest on IDER Program Costs	\$ (88,805.01)	\$ (10,501.91)	\$ (19,821.60)	\$ (29,601.18)	\$ (38,946.96)	\$ (48,728.49)
26	Annual IDER Interest Reclaim Journal Voucher (JV)	88,805.01					
27	Beginning Balance After Prior Year Interest Reclaim JV	\$ -	\$ (10,501.91)	\$ (19,821.60)	\$ (29,601.18)	\$ (38,946.96)	\$ (48,728.49)
28	IDER Program Interest Income / (Expense)	(10,501.91)	(9,319.69)	(9,779.58)	(9,345.78)	(9,781.53)	(10,701.11)
29	Balance Reclassified from DRWG Curtailment Program (Note 6)						
30	Ending Balance - Deferred Interest on IDER Program Costs	\$ (10,501.91)	\$ (19,821.60)	\$ (29,601.18)	\$ (38,946.96)	\$ (48,728.49)	\$ (59,429.60)
31	Ending Balance - Deferred IDER Program Costs Including Interest	\$ (13,281,273.02)	\$ (13,567,822.80)	\$ (13,847,447.86)	\$ (14,103,694.98)	\$ (14,332,822.93)	\$ (14,530,000.96)

Notes:

- 1 Current month may include retroactive adjustments recorded in subsequent months.
- 2 As billed & reported in Report of Electric Sales.
- 3 These costs were not captured in the original August 1, 2014 filing
- 4 PJM Revenues include any PJM rewards earned or penalties incurred.
- 5 The interest rates equal the 2-year constant maturity Treasuries on the first business day of each month plus 60 basis points.
- 6 Per BPU Order in Docket No.EO08050326, signed February 17, 2010.

Jersey Central Power & Light Company
Integrated Distributed Energy Resource (IDER) Program
Monthly Calculations of IDER Program
(Over)/Under-Recovery & Interest (Note 1)
Actual Results Through December 2016

Line #		Actual Jul 2016	Actual Aug 2016	Actual Sep 2016	Actual Oct 2016	Actual Nov 2016	Actual Dec 2016	Total 2016
Calculation of IDER Program (Over)/Under-Recovery								
1	Rider RRC - IDER Program Revenues (Note 2)	\$ (234,878.83)	\$ (271,967.97)	\$ 320,028.64	\$ 1,003,807.23	\$ 912,241.16	\$ 1,003,154.57	\$ 1,632,610.88
IDER Program Costs:								
2	Outside Contractors	\$ 9,351.75	\$ 9,903.75	\$ 7,892.25	\$ 8,789.25	\$ 3,195.50	\$ 3,500.00	\$ 126,798.21
3	Customer Incentives	-	-	-	-	-	-	-
4	Administrative Expenses	3,874.86	2,564.58	1,056.78	564.77	133.42	-	34,481.69
5	DOE Reimbursements	-	-	-	-	-	-	-
6	Total IDER Program Costs	\$ 13,226.61	\$ 12,468.33	\$ 8,949.03	\$ 9,354.02	\$ 3,328.92	\$ 3,500.00	\$ 161,279.90
7	Less: PJM Net Revenues (Note 4)	-	-	-	-	-	-	(448,761.76)
8	Add: Amortization of IDER Program Investment	-	-	-	-	-	-	-
9	Add: Return on IDER Program Investment	-	-	-	-	-	-	-
10	Recoverable IDER Program Costs	\$ 13,226.61	\$ 12,468.33	\$ 8,949.03	\$ 9,354.02	\$ 3,328.92	\$ 3,500.00	\$ (287,481.86)
11	IDER Program (Over)/Under-Recovery	\$ (221,652.22)	\$ (259,499.64)	\$ 328,977.67	\$ 1,013,161.25	\$ 915,570.08	\$ 1,006,654.57	\$ 1,345,129.02
Deferred IDER (Over)/Under-Recovery								
L#		Jul. 2016	Aug. 2016	Sep. 2016	Oct. 2016	Nov. 2016	Dec. 2016	Total 2016
12	Beginning Balance - Deferred IDER (Over)/Under-Recovery	\$ (14,470,571.36)	\$ (14,692,223.58)	\$ (14,951,723.22)	\$ (14,622,745.55)	\$ (13,609,584.30)	\$ (12,694,014.22)	\$ (12,943,683.66)
13	Add: One-Time Transfer of DRWG Balance	-	-	-	-	-	-	-
14	Add/(Deduct): Prior Year IDER Program Deferred Interest	-	-	-	-	-	-	(88,805.01)
15	Beginning Balance - Deferred IDER Program Costs Incl. Prior Year Interest	\$ (14,470,571.36)	\$ (14,692,223.58)	\$ (14,951,723.22)	\$ (14,622,745.55)	\$ (13,609,584.30)	\$ (12,694,014.22)	\$ (13,032,488.67)
16	Add: Current Month IDER Program (Over)/Under-Recovery	(221,652.22)	(259,499.64)	328,977.67	1,013,161.25	915,570.08	1,006,654.57	1,345,129.02
17	Add/(Deduct): Other Adjustments (if any)	-	-	-	-	-	-	-
18	Ending Balance - Deferred IDER (Over)-Recovery	\$ (14,692,223.58)	\$ (14,951,723.22)	\$ (14,622,745.55)	\$ (13,609,584.30)	\$ (12,694,014.22)	\$ (11,687,359.65)	\$ (11,687,359.65)
Computation of IDER Program Costs Interest								
L#		Jul. 2016	Aug. 2016	Sep. 2016	Oct. 2016	Nov. 2016	Dec. 2016	Total 2016
19	AVERAGE Principal Balance Before Deferred Taxes	\$ (14,581,397.47)	\$ (14,821,973.40)	\$ (14,787,234.39)	\$ (14,116,164.93)	\$ (13,151,799.26)	\$ (12,190,686.94)	
20	Accumulated Deferred Income Taxes	(5,956,500.87)	(6,054,776.13)	(6,040,585.25)	(5,766,453.37)	(5,372,510.00)	(4,979,895.61)	
21	AVERAGE Principal Balance Excluding Deferred Taxes	\$ (8,624,896.60)	\$ (8,767,197.27)	\$ (8,746,649.14)	\$ (8,349,711.56)	\$ (7,779,289.26)	\$ (7,210,791.33)	
22	Multiply By: Interest Rate (Note 5)	1.19%	1.27%	1.38%	1.40%	1.43%	1.74%	
23	Divided By: Months Per Year	12	12	12	12	12	12	
24	IDER Program Interest Income / (Expense)	\$ (8,553.02)	\$ (9,278.62)	\$ (10,058.65)	\$ (9,741.33)	\$ (9,270.32)	\$ (10,455.65)	\$ (116,787.19)
Deferred IDER Program Costs Including Interest								
L#		Jul. 2016	Aug. 2016	Sep. 2016	Oct. 2016	Nov. 2016	Dec. 2016	Total 2016
25	Beginning Balance - Deferred Interest on IDER Program Costs	\$ (59,429.60)	\$ (67,982.62)	\$ (77,261.24)	\$ (87,319.89)	\$ (97,061.22)	\$ (106,331.54)	\$ (88,805.01)
26	Annual IDER Interest Reclass Journal Voucher (JV)	-	-	-	-	-	-	88,805.01
27	Beginning Balance After Prior Year Interest Reclass JV	\$ (59,429.60)	\$ (67,982.62)	\$ (77,261.24)	\$ (87,319.89)	\$ (97,061.22)	\$ (106,331.54)	\$ -
28	IDER Program Interest Income / (Expense)	(8,553.02)	(9,278.62)	(10,058.65)	(9,741.33)	(9,270.32)	(10,455.65)	(116,787.19)
29	Balance Reclassified from DRWG Curtailment Program (Note 6)	-	-	-	-	-	-	-
30	Ending Balance - Deferred Interest on IDER Program Costs	\$ (67,982.62)	\$ (77,261.24)	\$ (87,319.89)	\$ (97,061.22)	\$ (106,331.54)	\$ (116,787.19)	\$ (116,787.19)
31	Ending Balance - Deferred IDER Program Costs Including Interest	\$ (14,760,206.20)	\$ (15,028,984.46)	\$ (14,710,065.44)	\$ (13,706,645.52)	\$ (12,800,345.76)	\$ (11,804,146.84)	\$ (11,804,146.84)

Notes:

- 1 Current month may include retroactive adjustments recorded in subsequent months.
- 2 As billed & reported in Report of Electric Sales.
- 3 These costs were not captured in the original August 1, 2014 filing
- 4 PJM Revenues include any PJM rewards earned or penalties incurred.
- 5 The interest rates equal the 2-year constant maturity Treasuries on the first business day of each month plus 60 basis points.
- 6 Per BPU Order in Docket No.EO08050326, signed February 17, 2010.

Stipulation

Attachment F

Current and Proposed Tariff Sheets

JERSEY CENTRAL POWER & LIGHT COMPANY

BPU No. 12 ELECTRIC - PART III

Original Sheet No. 58

**Rider RRC
RGGI Recovery Charge**

APPLICABILITY: Rider RRC provides a charge for the costs associated with demand response/energy efficiency/renewable energy programs directed by the BPU as detailed below. The RGGI Recovery Charge (RRC) is applicable to all KWH usage of any Full Service Customer or Delivery Service Customer.

For service rendered effective September 1, 2016:

RRC = \$0.001089 per KWH (\$0.001164 per KWH including SUT)

The above RRC provides recovery for the followings:

Integrated Distributed Energy Resource Program (IDER)

Pursuant to BPU Order dated August 24, 2016 (Docket Nos. ER14080869/ER15090995) approving the Stipulation of Settlement, the Company shall include an IDER Program Rate of (\$0.000640) per kWh in RRC effective September 1, 2016.

Solar Renewable Energy Certificates Financing Program (SREC I)

Pursuant to BPU Orders dated March 27, 2009 and September 16, 2009 (Docket No. EO08090840) approving an SREC-based financing program, and pursuant to BPU Order dated August 24, 2016 (Docket Nos. ER14080869/ER15090995) approving the Stipulation of Settlement, the Company shall include an initial SREC I Rate of \$0.001729 per kWh in RRC effective September 1, 2016.

The combined IDER/SREC I Rate effective September 1, 2016 shall be \$0.001089 per kWh.

The RRC costs shall accrue interest on any over or under recovered balances of such costs at the interest rate based on a two-year constant maturity Treasuries as published in the Federal Reserve Statistical Release on the first day of each month (or the closest day thereafter on which rates are published), plus sixty basis points, but shall not exceed the Company's overall rate of return as approved by the BPU. Such interest rate shall be reset each month. The interest calculation shall be based on the net of tax beginning and end average monthly balance, consistent with the methodology in the Board's Final Order dated May 17, 2004 (Docket No. ER02080506 et al.), compounded annually (added to the balance on which interest is accrued annually) on January 1 of each year.

The RRC is subject to annual true-up.

Issued: December 12, 2016

Effective: January 1, 2017

Filed pursuant to Order of Board of Public Utilities
Docket Nos. ER16040383 and ET14101270 dated December 12, 2016

Issued by James V. Fakult, President
300 Madison Avenue, Morristown, NJ 07962-1911

JERSEY CENTRAL POWER & LIGHT COMPANY

BPU No. 12 ELECTRIC - PART III

1st Rev. Sheet No. 58
Superseding Original Sheet No. 58

**Rider RRC
RGGI Recovery Charge**

APPLICABILITY: Rider RRC provides a charge for the costs associated with demand response/energy efficiency/renewable energy programs directed by the BPU as detailed below. The RGGI Recovery Charge (RRC) is applicable to all KWH usage of any Full Service Customer or Delivery Service Customer.

For service rendered effective January 1, 2017:

RRC = \$0.000948 per KWH (\$0.001013 per KWH including SUT)

The above RRC provides recovery for the followings:

Integrated Distributed Energy Resource Program (IDER)

Pursuant to BPU Order dated (Docket No.) approving the Stipulation of Settlement, the Company shall include an IDER Program Rate of (\$0.000584) per kWh in RRC effective January 1, 2017.

Solar Renewable Energy Certificates Financing Program (SREC I)

Pursuant to BPU Orders dated March 27, 2009 and September 16, 2009 (Docket No. EO08090840) approving an SREC-based financing program, and pursuant to BPU Order dated (Docket No.) approving the Stipulation of Settlement, the Company shall include an initial SREC I Rate of \$0.001532 per kWh in RRC effective January 1, 2017.

The combined IDER/SREC I Rate effective January 1, 2017 shall be \$0.000948 per kWh.

The RRC costs shall accrue interest on any over or under recovered balances of such costs at the interest rate based on a two-year constant maturity Treasuries as published in the Federal Reserve Statistical Release on the first day of each month (or the closest day thereafter on which rates are published), plus sixty basis points, but shall not exceed the Company's overall rate of return as approved by the BPU. Such interest rate shall be reset each month. The interest calculation shall be based on the net of tax beginning and end average monthly balance, consistent with the methodology in the Board's Final Order dated May 17, 2004 (Docket No. ER02080506 et al.), compounded annually (added to the balance on which interest is accrued annually) on January 1 of each year.

The RRC is subject to annual true-up.

Issued:

Effective:

Filed pursuant to Order of Board of Public Utilities
Docket No. dated

Issued by James V. Fakult, President
300 Madison Avenue, Morristown, NJ 07962-1911