

General Assumptions

Inflation rate			3.5%	
----------------	--	--	------	--

Program Implementation

			<u>2008</u>	<u>2009</u>	<u>2010</u>
Customer service function					
Res AC Cycling & Pool Pumps					
Annual Cost per call per installed device	x		\$5.00	\$5.18	\$5.36
Customers calling about the program	x		10.0%	10.0%	10.0%
Cost per cummulative device	v cum	\$	0.50	\$ 0.52	\$ 0.54
Educational Materials per new/replaced device	v instl		\$7.41	\$7.67	\$7.94
Startup training	f			\$50,000	
Small C&I A/C					
Annual Cost per installed device	x		\$5.00	\$5.18	\$5.36
Customers calling about the program	x		25.0%	25.0%	25.0%
Cost per device	v cum	\$	1.25	\$ 1.29	\$ 1.34
Educational Materials per device	v instl		\$6.25	\$6.47	\$6.70
Startup training	f			\$25,000	
CSP Services					
CSP Services	f			\$144,000	\$149,040
Res AC cycling		18%		\$25,920	\$26,827
Res Pool Pump		1%		\$1,440	\$1,490
Sm C&I		1%		\$1,440	\$1,490
C&I Incentive		80%		\$115,200	\$119,232
Load Shifting					

Internal Admin Labor:

			<u>2008</u>	<u>2009</u>	<u>2010</u>
Operations					
Operations Residential and Small Business					
Service Consultant (GL 7) * 1.5 (benefits)	f	\$	135,000	\$ 139,725	\$ 144,615
Operations C&I				1	1
Service Consultant (GL 7) * 1.5 (benefits)	f	\$	135,000	\$ 139,725	\$ 144,615
Product Manager - Residential and Small Business					
Product Manager (GL 7) * 1.5 (benefits)	f	\$	135,000	\$ 139,725	\$ 144,615
Product Manager - C&I and Load Shifting				1	1
Product Manager (GL 7) * 1.5 (benefits)	f	\$	135,000	\$ 139,725	\$ 144,615
Admin Labor Res A/C					
Admin Labor Res A/C	f	\$		167,670	\$ 173,538
Admin Labor Res Pool	f	\$		27,945	\$ 28,923
Admin Labor Small C&I A/C	f	\$		83,835	\$ 86,769
Admin Labor C&I Incentive	f	\$		251,505	\$ 260,308
Admin Labor Load Shifting	f	\$		27,945	\$ 28,923
Total Admin Labor			\$	558,900	\$ 578,462

Split among Residential Programs and Small C&I

AC Cycling	60%
Pool Pumps	10%
Small C&I	30%

Split among C&I and Load Shift Programs

C&I	80%
Load Shifting	20%

Sales

		<u>2008</u>	<u>2009</u>	<u>2010</u>
Sales			2	2
Account Managers (GL6)*1.5 benefits	C&I Inc	\$116,850	\$241,880	\$250,345

Engineering

Engineers			1	1
Engineer (GL5)*1.5 benefits	C&I Inc	\$ 101,550	\$ 105,104	\$ 108,783

IT Systems:

		<u>2008</u>	<u>2009</u>	<u>2010</u>
--	--	-------------	-------------	-------------

Start development in November 2008, complete in March 2009; Program go-live april 2009

Development (Capitalized)		\$ 400,000	\$ 600,000	
Maintenance O&M			\$ 150,000	\$ 155,250
IT System O&M costs allocated as follows:				
Res AC cycling	60%	\$ 90,000	\$ 93,150	
Res Pool Pump	5%	\$ 7,500	\$ 7,763	
Sm C&I	5%	\$ 7,500	\$ 7,763	
C&I Incentive	30%	\$ 45,000	\$ 46,575	
Load Shifting	0%	\$ -	\$ -	

Customer Incentives

\$5.75 per month spread over 4 months (June July Aug Sept)

Residential AC cycling	monthly devices	\$23.00	A year paid in the June, July, August and
Pool Pumps	monthly devices	\$23.00	A year paid in the June, July, August and
Sm C&I	monthly devices	\$30.00	A year paid in the June, July, August and
C&I Incentive	demand based	\$20.00	Per kw paid during June, July, August and
Load Shifting	monthly devices	\$0.00	
Residential AC cycling (New T-Stat Installs Only)	New T-Stats only	\$50.00	per device intalled

Inspections:

		<u>2008</u>	<u>2009</u>	<u>2010</u>
--	--	-------------	-------------	-------------

C&I Incentive

Rate per customer visited	v cum	\$ 195.00	\$ 201.83	\$ 208.89
---------------------------	-------	-----------	-----------	-----------

Evaluation

Evaluation scheduled to be done in 2011 in compliance with PJM requirements

Program splits for costs				
Resi AC cycling	f	80%		
Pool Pumps	f	5%		
Small C&I	f	15%		
Evaluation of load shifting technologies	f			

Marketing 2008 2009 2010

<u>AC Cycling</u>				
Per new installed device	v instl new	\$70	\$72.45	\$74.99
Per existing installed device	v instl legacy	\$35	\$36.23	\$37.49
Manage churn	out for now - zeroed out	\$0	\$0.00	\$0.00
Churn - Rate per year after year 5	out for now - zeroed out	0%		

<u>Pool Pumps</u>				
Per installed device	v instl	\$70	\$72.45	\$74.99
Manage churn	out for now - zeroed out	\$0	\$0.00	\$0.00
Churn - Rate per year after year 2	out for now - zeroed out	0%		

<u>Small C&I</u>				
Per new installed device	v instl	\$63	\$65	\$67
Manage churn	out for now - zeroed out	\$0	\$0	\$0
Churn - Rate per year after year 2	out for now - zeroed out	0%		

<u>C&I Incentive</u>				
Per customer marketing cost	v customer install	\$100	\$104	\$107

Permitting

<u>AC Cycling</u>				
Avg Permit fee per device	v instl	\$9	\$9.32	\$9.64

System Maintenance

<u>AC Cycling, Pool Pumps and Sm C&I</u>				
Labor Cost per device repaired		\$36.00	\$37.26	\$38.56
Devices needing maintenance			0.50%	1.00%
Labor Cost per device	v cum		\$0.19	\$0.39

		1	2008	2009	2010
Fixed		2			
Res A/C		3	\$ 333,590	\$ 293,516	
Res Pool		4	\$ 36,885	\$ 38,176	
Small C&I A/C		5	\$ 117,775	\$ 96,022	
C&I Incent.		6	\$ 758,689	\$ 785,243	
Load Shifting		7	\$ 27,945	\$ 28,923	
		8			
		9	\$ 1,274,884	\$ 1,241,880	
		10	\$1,274,884	\$1,241,880	
		11			
Variable per installed device		12			
Res A/C legacy		13		\$53.21	\$55.07
Res A/C new		14		\$89.43	\$92.56


	<u>2011</u>	<u>2012</u>	<u>2013</u>	<u>2014</u>	<u>2015</u>	<u>2016</u>	<u>2017</u>	<u>2018</u>
	\$5.54	\$5.74	\$5.94	\$6.15	\$6.36	\$6.58	\$6.81	\$7.05
	10.0%	10.0%	10.0%	10.0%	10.0%	10.0%	10.0%	10.0%
\$	0.55	\$ 0.57	\$ 0.59	\$ 0.61	\$ 0.64	\$ 0.66	\$ 0.68	0.71
	\$8.21	\$8.50	\$8.80	\$9.11	\$9.42	\$9.75	\$10.10	\$10.45
	\$5.54	\$5.74	\$5.94	\$6.15	\$6.36	\$6.58	\$6.81	\$7.05
	15.0%	15.0%	15.0%	15.0%	15.0%	15.0%	15.0%	15.0%
\$	0.83	\$ 0.86	\$ 0.89	\$ 0.92	\$ 0.95	\$ 0.99	\$ 1.02	1.06
	\$6.93	\$7.17	\$7.42	\$7.68	\$7.95	\$8.23	\$8.52	\$8.82
	\$154,256	\$159,655	\$165,243	\$171,027	\$177,013	\$183,208	\$189,621	\$196,257
	\$27,766	\$28,738	\$29,744	\$30,785	\$31,862	\$32,977	\$34,132	\$35,326
	\$1,543	\$1,597	\$1,652	\$1,710	\$1,770	\$1,832	\$1,896	\$1,963
	\$1,543	\$1,597	\$1,652	\$1,710	\$1,770	\$1,832	\$1,896	\$1,963
	\$123,405	\$127,724	\$132,195	\$136,821	\$141,610	\$146,567	\$151,696	\$157,006
	<u>2011</u>	<u>2012</u>	<u>2013</u>	<u>2014</u>	<u>2015</u>	<u>2016</u>	<u>2017</u>	<u>2018</u>
	1	1	1	1	1	1	1	1
\$	149,677	\$ 154,916	\$ 160,338	\$ 165,949	\$ 171,758	\$ 177,769	\$ 183,991	\$ 190,431
	1	1	1	1	1	1	1	1
\$	149,677	\$ 154,916	\$ 160,338	\$ 165,949	\$ 171,758	\$ 177,769	\$ 183,991	\$ 190,431
	1	1	1	1	1	1	1	1
\$	149,677	\$ 154,916	\$ 160,338	\$ 165,949	\$ 171,758	\$ 177,769	\$ 183,991	\$ 190,431
	1	1	1	1	1	1	1	1
\$	149,677	\$ 154,916	\$ 160,338	\$ 165,949	\$ 171,758	\$ 177,769	\$ 183,991	\$ 190,431
\$	179,612	\$ 185,899	\$ 192,405	\$ 199,139	\$ 206,109	\$ 213,323	\$ 220,789	\$ 228,517
\$	29,935	\$ 30,983	\$ 32,068	\$ 33,190	\$ 34,352	\$ 35,554	\$ 36,798	\$ 38,086
\$	89,806	\$ 92,949	\$ 96,203	\$ 99,570	\$ 103,055	\$ 106,662	\$ 110,395	\$ 114,258
\$	269,418	\$ 278,848	\$ 288,608	\$ 298,709	\$ 309,164	\$ 319,985	\$ 331,184	\$ 342,775
\$	29,935	\$ 30,983	\$ 32,068	\$ 33,190	\$ 34,352	\$ 35,554	\$ 36,798	\$ 38,086
\$	598,708	\$ 619,662	\$ 641,351	\$ 663,798	\$ 687,031	\$ 711,077	\$ 735,965	\$ 761,723

<u>2011</u>	<u>2012</u>
2	2
\$259,107	\$268,176

1	1
\$ 112,590	\$ 116,531

<u>2011</u>	<u>2012</u>	<u>2013</u>	<u>2014</u>	<u>2015</u>	<u>2016</u>	<u>2017</u>	<u>2018</u>
\$ 160,684	\$ 166,308	\$ 172,128	\$ 178,153	\$ 184,388	\$ 190,842	\$ 197,521	\$ 204,435
\$ 96,410	\$ 99,785	\$ 103,277	\$ 106,892	\$ 110,633	\$ 114,505	\$ 118,513	\$ 122,661
\$ 8,034	\$ 8,315	\$ 8,606	\$ 8,908	\$ 9,219	\$ 9,542	\$ 9,876	\$ 10,222
\$ 8,034	\$ 8,315	\$ 8,606	\$ 8,908	\$ 9,219	\$ 9,542	\$ 9,876	\$ 10,222
\$ 48,205	\$ 49,892	\$ 51,639	\$ 53,446	\$ 55,316	\$ 57,253	\$ 59,256	\$ 61,330
\$ -	\$ -	\$ -	\$ -	\$ -	\$ -	\$ -	\$ -

1 September	\$ 5.75	Each of 4 months
1 September	\$ 5.75	Each of 4 months
1 September	\$ 7.50	Each of 4 months
1d September	\$5.00	Each of 4 months



<u>2011</u>	<u>2012</u>	<u>2013</u>	<u>2014</u>	<u>2015</u>	<u>2016</u>	<u>2017</u>	<u>2018</u>
\$ 216.20	\$ 223.77	\$ 231.60	\$ 239.70	\$ 248.09	\$ 256.78	\$ 265.76	\$ 275.07

\$150,000

\$95.80	\$99.15	\$102.62	\$106.22	\$109.93	\$113.78	\$117.76	\$121.89
\$86.20	\$89.22	\$92.34	\$95.57	\$98.92	\$102.38	\$105.97	\$109.67
\$111	\$115	\$119	\$123	\$127	\$132	\$136	\$141

\$ 1.15	\$ 1.40	\$ 1.66	\$ 1.94	\$ 2.24	\$ 2.55	\$ 2.89	\$ 3.24
\$ 1.15	\$ 1.40	\$ 1.66	\$ 1.94	\$ 2.24	\$ 2.55	\$ 2.89	\$ 3.24
\$ 1.43	\$ 1.69	\$ 1.96	\$ 2.25	\$ 2.56	\$ 2.88	\$ 3.23	\$ 3.60
\$ 216.20	\$ 223.77	\$ 231.60	\$ 239.70	\$ 248.09	\$ 256.78	\$ 265.76	\$ 275.07

110.04	150	155.25	160.68375	166.30768	172.1284501	178.1529458	184.388299
277.18	286.88	296.92	307.31	318.07	329.2	340.72	352.65

\$ 196,908	\$ 203,800	\$ 210,933	0	0	0	0	0
\$ 19,957	\$ 20,655	\$ 21,378	\$ 22,127	\$ 22,901	\$ 23,703	\$ 24,532	\$ 25,391
\$ 11,087	\$ 11,475	\$ 11,877	\$ 12,293	\$ 12,723	\$ 13,168	\$ 13,629	\$ 14,106
\$ 46,566	\$ 48,196	\$ 49,883	\$ 51,629	\$ 53,436	\$ 55,306	\$ 57,242	\$ 59,245
\$ 23,562	\$ 12,437	\$ 3,218	\$ -	\$ -	\$ -	\$ -	\$ -
\$ 31,417	\$ 16,583	\$ 4,291	\$ -	\$ -	\$ -	\$ -	\$ -

77%	51%	25%	0%
-----	-----	-----	----

\$ 177,504	\$ 107,755	\$ 39,123	\$ 0
------------	------------	-----------	------

84,526	51,312	18,630	0
--------	--------	--------	---

\$ 77,610	\$ 80,327	\$ 83,138	\$ 86,048	\$ 89,060	\$ 92,177	\$ 95,403	\$ 98,742
\$ 429,391	\$ 340,576	\$ 257,565	\$ 0	\$ -	\$ -	\$ -	\$ -
\$ 507,002	\$ 420,902	\$ 340,703	0	0	0	0	0

0	0	0	\$ 86,048	\$ 89,060	\$ 92,177	\$ 95,403	\$ 98,742
---	---	---	-----------	-----------	-----------	-----------	-----------


	<u>2019</u>	<u>2020</u>	<u>2021</u>	<u>2022</u>	<u>2023</u>	<u>2024</u>	<u>2025</u>	<u>2026</u>
	\$7.30	\$7.56	\$7.82	\$8.09	\$8.38	\$8.67	\$8.97	\$9.29
	10.0%	10.0%	10.0%	10.0%	10.0%	10.0%	10.0%	10.0%
\$	0.73	\$ 0.76	\$ 0.78	\$ 0.81	\$ 0.84	\$ 0.87	\$ 0.90	\$ 0.93
	\$10.81	\$11.19	\$11.58	\$11.99	\$12.41	\$12.84	\$13.29	\$13.76

	\$7.30	\$7.56	\$7.82	\$8.09	\$8.38	\$8.67	\$8.97	\$9.29
	15.0%	15.0%	15.0%	15.0%	15.0%	15.0%	15.0%	15.0%
\$	1.09	\$ 1.13	\$ 1.17	\$ 1.21	\$ 1.26	\$ 1.30	\$ 1.35	\$ 1.39
	\$9.12	\$9.44	\$9.77	\$10.12	\$10.47	\$10.84	\$11.22	\$11.61

\$203,126	\$210,236	\$217,594	\$225,210	\$233,092	\$241,250	\$249,694	\$258,433
\$36,563	\$37,842	\$39,167	\$40,538	\$41,957	\$43,425	\$44,945	\$46,518
\$2,031	\$2,102	\$2,176	\$2,252	\$2,331	\$2,413	\$2,497	\$2,584
\$2,031	\$2,102	\$2,176	\$2,252	\$2,331	\$2,413	\$2,497	\$2,584
\$162,501	\$168,189	\$174,075	\$180,168	\$186,474	\$193,000	\$199,755	\$206,747

	<u>2018</u>	<u>2018</u>	<u>2018</u>	<u>2018</u>	<u>2018</u>	<u>2018</u>	<u>2018</u>	<u>2018</u>
	1	1	1	1	1	1	1	1
\$	197,096	\$ 203,994	\$ 211,134	\$ 218,524	\$ 226,172	\$ 234,088	\$ 242,281	\$ 250,761
	1	1	1	1	1	1	1	1
\$	197,096	\$ 203,994	\$ 211,134	\$ 218,524	\$ 226,172	\$ 234,088	\$ 242,281	\$ 250,761
	1	1	1	1	1	1	1	1
\$	197,096	\$ 203,994	\$ 211,134	\$ 218,524	\$ 226,172	\$ 234,088	\$ 242,281	\$ 250,761
	1	1	1	1	1	1	1	1
\$	197,096	\$ 203,994	\$ 211,134	\$ 218,524	\$ 226,172	\$ 234,088	\$ 242,281	\$ 250,761
\$	236,515	\$ 244,793	\$ 253,361	\$ 262,229	\$ 271,407	\$ 280,906	\$ 290,737	\$ 300,913
\$	39,419	\$ 40,799	\$ 42,227	\$ 43,705	\$ 45,234	\$ 46,818	\$ 48,456	\$ 50,152
\$	118,258	\$ 122,397	\$ 126,680	\$ 131,114	\$ 135,703	\$ 140,453	\$ 145,369	\$ 150,457
\$	354,773	\$ 367,190	\$ 380,041	\$ 393,343	\$ 407,110	\$ 421,359	\$ 436,106	\$ 451,370
\$	39,419	\$ 40,799	\$ 42,227	\$ 43,705	\$ 45,234	\$ 46,818	\$ 48,456	\$ 50,152
\$	788,384	\$ 815,977	\$ 844,536	\$ 874,095	\$ 904,688	\$ 936,352	\$ 969,125	\$ 1,003,044

	<u>2019</u>	<u>2020</u>	<u>2021</u>	<u>2022</u>	<u>2023</u>	<u>2024</u>	<u>2025</u>	<u>2026</u>
\$	211,590	\$ 218,995	\$ 226,660	\$ 234,593	\$ 242,804	\$ 251,302	\$ 260,098	\$ 269,201
\$	126,954	\$ 131,397	\$ 135,996	\$ 140,756	#####	#####	#####	#####
\$	10,579	\$ 10,950	\$ 11,333	\$ 11,730	\$ 12,140	\$ 12,565	\$ 13,005	\$ 13,460
\$	10,579	\$ 10,950	\$ 11,333	\$ 11,730	\$ 12,140	\$ 12,565	\$ 13,005	\$ 13,460
\$	63,477	\$ 65,699	\$ 67,998	\$ 70,378	\$ 72,841	\$ 75,391	\$ 78,029	\$ 80,760
\$	-	\$ -	\$ -	\$ -	\$ -	\$ -	\$ -	\$ -



	<u>2019</u>	<u>2020</u>	<u>2021</u>	<u>2022</u>	<u>2023</u>	<u>2024</u>	<u>2025</u>	<u>2026</u>
\$	284.69	\$ 294.66	\$ 304.97	\$ 315.65	\$ 326.69	\$ 338.13	\$ 349.96	\$ 362.21

<u>2019</u>	<u>2020</u>	<u>2021</u>	<u>2022</u>	<u>2023</u>	<u>2024</u>	<u>2025</u>	<u>2026</u>
\$102.20	\$105.77	\$109.48	\$113.31	\$117.27	\$121.38	\$125.63	\$130.02
\$51.10	\$52.89	\$54.74	\$56.65	\$58.64	\$60.69	\$62.81	\$65.01
\$0.00	\$0.00	\$0.00	\$0.00	\$0.00	\$0.00	\$0.00	\$0.00

\$102.20	\$105.77	\$109.48	\$113.31	\$117.27	\$121.38	\$125.63	\$130.02
\$0.00	\$0.00	\$0.00	\$0.00	\$0.00	\$0.00	\$0.00	\$0.00

\$91	\$94	\$98	\$101	\$105	\$108	\$112	\$116
\$0	\$0	\$0	\$0	\$0	\$0	\$0	\$0

\$146	\$151	\$156	\$162	\$168	\$173	\$179	\$186
-------	-------	-------	-------	-------	-------	-------	-------

\$13.14	\$13.60	\$14.08	\$14.57	\$15.08	\$15.61	\$16.15	\$16.72
---------	---------	---------	---------	---------	---------	---------	---------

\$52.56	\$54.40	\$56.30	\$58.27	\$60.31	\$62.42	\$64.61	\$66.87
5.50%	6.00%	6.50%	7.00%	7.50%	8.00%	8.50%	9.00%
\$2.89	\$3.26	\$3.66	\$4.08	\$4.52	\$4.99	\$5.49	\$6.02

<u>2019</u>	<u>2020</u>	<u>2021</u>	<u>2022</u>	<u>2023</u>	<u>2024</u>	<u>2025</u>	<u>2026</u>
\$ 400,032	\$ 414,033	\$ 428,524	\$ 443,522	#####	#####	#####	#####
\$ 52,030	\$ 53,851	\$ 55,736	\$ 57,687	\$ 59,706	\$ 61,795	\$ 63,958	\$ 66,197
\$ 130,868	\$ 135,449	\$ 140,189	\$ 145,096	#####	#####	#####	#####
\$ 580,751	\$ 601,077	\$ 622,115	\$ 643,889	#####	#####	#####	#####
\$ 39,419	\$ 40,799	\$ 42,227	\$ 43,705	\$ 45,234	\$ 46,818	\$ 48,456	\$ 50,152
\$ 1,203,100	\$ 1,245,208	\$ 1,288,790	\$ 1,333,898	#####	#####	#####	#####
\$1,203,100	\$1,245,208	\$1,288,790	\$1,333,898	#####	#####	#####	#####
\$75.05	\$77.68	\$80.40	\$83.21	\$86.13	\$89.14	\$92.26	\$95.49
\$126.15	\$130.57	\$135.14	\$139.87	\$144.76	\$149.83	\$155.07	\$160.50

\$126.15	\$130.57	\$135.14	\$139.87	\$144.76	\$149.83	\$155.07	\$160.50
\$113.51	\$117.49	\$121.60	\$125.85	\$130.26	\$134.82	\$139.54	\$144.42
\$146	\$151	\$156	\$162	\$168	\$173	\$179	\$186

\$ 3.62	\$ 4.02	\$ 4.44	\$ 4.89	\$ 5.36	\$ 5.86	\$ 6.39	\$ 6.95
\$ 3.62	\$ 4.02	\$ 4.44	\$ 4.89	\$ 5.36	\$ 5.86	\$ 6.39	\$ 6.95
\$ 3.99	\$ 4.40	\$ 4.83	\$ 5.29	\$ 5.78	\$ 6.29	\$ 6.84	\$ 7.41
\$ 284.69	\$ 294.66	\$ 304.97	\$ 315.65	\$ 326.69	\$ 338.13	\$ 349.96	\$ 362.21

190.8418894	197.5213555	204.434603	211.5898141	218.9955	226.6603	234.5934	242.8042
364.99	377.76	390.98	404.66	418.82	433.48	448.65	464.35

2027 2028 2029

\$9.61 \$9.95 \$10.30
10.0% 10.0% 10.0%
\$ 0.96 \$ 0.99 \$ 1.03
\$14.24 \$14.74 \$15.26

\$9.61 \$9.95 \$10.30
15.0% 15.0% 15.0%
\$ 1.44 \$ 1.49 \$ 1.54
\$12.02 \$12.44 \$12.87

\$267,478 \$276,840 \$286,530
\$48,146 \$49,831 \$51,575
\$2,675 \$2,768 \$2,865
\$2,675 \$2,768 \$2,865
\$213,983 \$221,472 \$229,224

2018 2018 2018

1 1 1
\$ 259,538 \$ 268,621 \$ 278,023
1 1 1
\$ 259,538 \$ 268,621 \$ 278,023

1 1 1
\$ 259,538 \$ 268,621 \$ 278,023
1 1 1
\$ 259,538 \$ 268,621 \$ 278,023


\$ 311,445 \$ 322,346 \$ 333,628
\$ 51,908 \$ 53,724 \$ 55,605
\$ 155,723 \$ 161,173 \$ 166,814
\$ 467,168 \$ 483,519 \$ 500,442
\$ 51,908 \$ 53,724 \$ 55,605

\$ 1,038,151 \$ 1,074,486 \$ 1,112,093

2027 2028 2029

\$ 278,623 \$ 288,375 \$ 298,468

\$ 13,931 \$ 14,419 \$ 14,923
\$ 13,931 \$ 14,419 \$ 14,923
\$ 83,587 \$ 86,513 \$ 89,540
\$ - \$ - \$ -



2027 2028 2029

\$ 374.89 \$ 388.01 \$ 401.59

2027 2028 2029

\$134.58 \$139.29 \$144.16
\$67.29 \$69.64 \$72.08
\$0.00 \$0.00 \$0.00

\$134.58 \$139.29 \$144.16
\$0.00 \$0.00 \$0.00

\$120 \$124 \$129
\$0 \$0 \$0

\$192 \$199 \$206

\$17.30 \$17.91 \$18.53

\$69.21 \$71.63 \$74.14
9.50% 10.00% 10.50%
\$6.57 \$7.16 \$7.78

2027 2028 2029

\$ 68,513 \$ 70,911 \$ 73,393

\$ 51,908 \$ 53,724 \$ 55,605

#####

\$98.83 \$102.29 \$105.87
\$166.12 \$171.93 \$177.95

\$166.12	\$171.93	\$177.95
\$149.47	\$154.71	\$160.12
\$192	\$199	\$206

\$ 7.54	\$ 8.16	\$ 8.81
\$ 7.54	\$ 8.16	\$ 8.81
\$ 8.02	\$ 8.66	\$ 9.33
\$ 374.89	\$ 388.01	\$ 401.59

251.3023	260.0979	269.2013
----------	----------	----------

480.6	497.42	514.83
-------	--------	--------