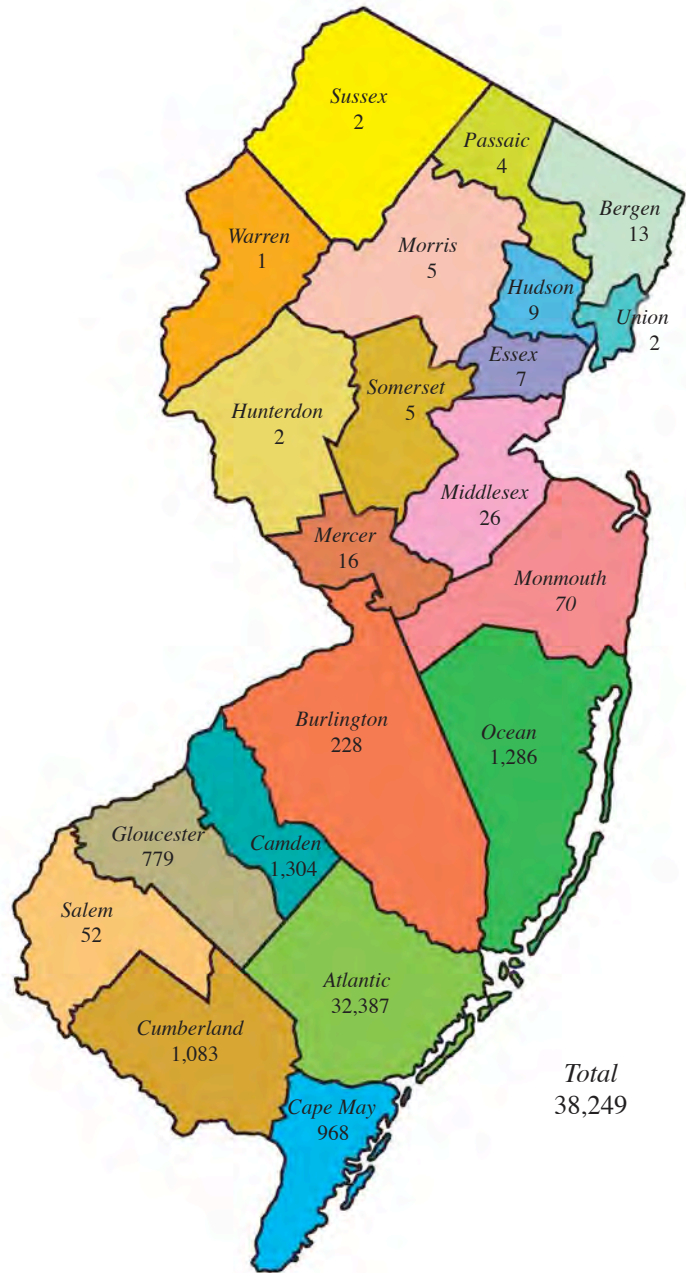


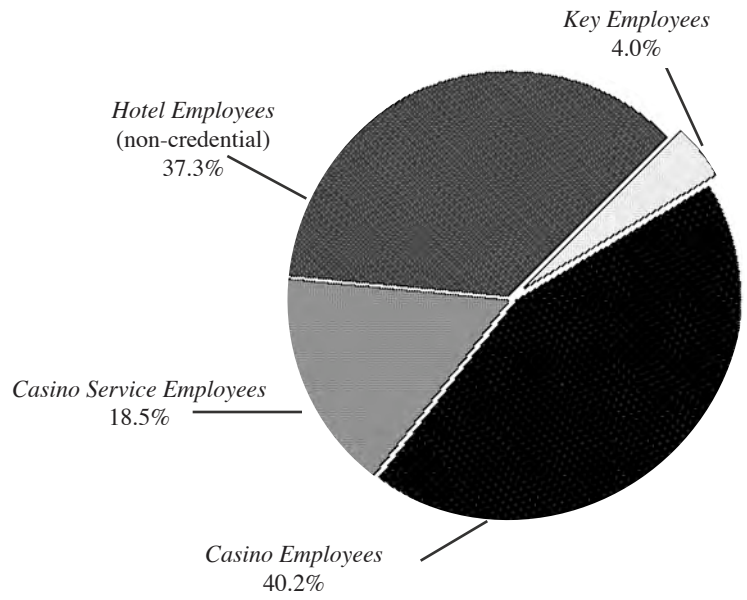
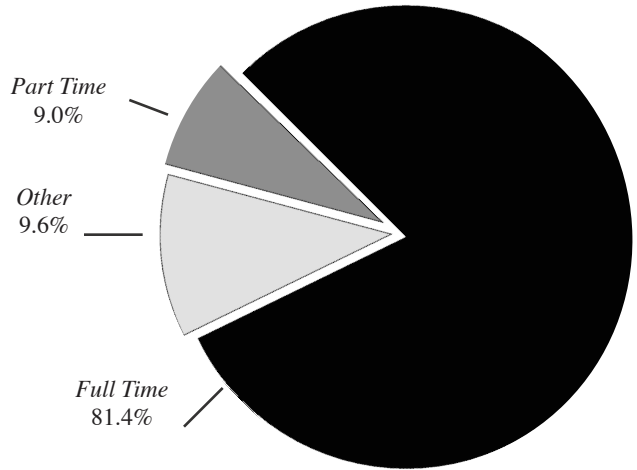
**EMPLOYMENT BY ATLANTIC CITY
CASINO LICENSEES BY COUNTY**
FOR THE YEAR ENDED DECEMBER 31, 2008

Approximately 336 casino hotel employees are not represented in these figures. There are several reasons why this may occur, they are:

Information is missing from the employment data that is transmitted to the Commission by the casino industry; or the employment data contains errors or, the person has a zip code that is not found in New Jersey.



**NEW JERSEY CASINO INDUSTRY BY
TYPE OF EMPLOYMENT**
FOR THE YEAR ENDED DECEMBER 31, 2008*



EMPLOYEE LICENSE AND REGISTRATION APPLICATIONS ACCEPTED AND ISSUED*

FOR THE YEAR ENDED DECEMBER 31, 2008

Casino Key Employees:

| | |
|----------------------------|-----|
| Initial Applications Filed | 114 |
| Initial Licenses Issued | 157 |
| Renewal Applications Filed | 623 |
| Renewal Licenses Issued | 722 |
| Temporary Licenses Issued | 106 |

Casino Employees:

| | |
|----------------------------|-------|
| Applications Filed | 1,916 |
| Licenses Issued | 1,975 |
| Renewal Applications Filed | 4,516 |
| Renewal Licenses Issued | 5,024 |
| Temporary Licenses Issued | 824 |

Casino Service Employees:

| | |
|----------------------|-------|
| Applications Filed | 1,117 |
| Registrations Issued | 1,117 |

Total Employees:

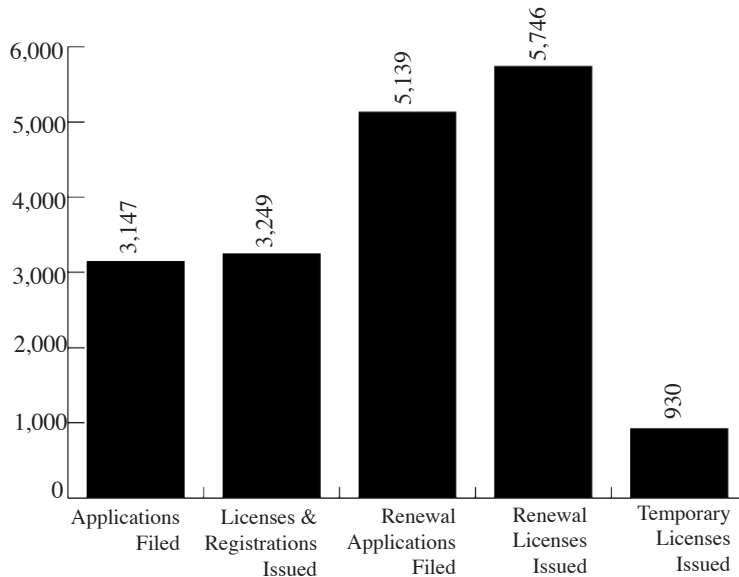
| | |
|---------------------------------|-------|
| Applications Filed | 3,147 |
| Licenses & Registrations Issued | 3,249 |
| Renewal Applications Filed | 5,139 |
| Renewal Licenses Issued | 5,746 |
| Temporary Licenses Issued | 930 |

GRAND TOTAL

18,211

TOTAL EMPLOYEE LICENSE AND REGISTRATION APPLICATIONS ACCEPTED AND ISSUED

FOR THE YEAR ENDED DECEMBER 31, 2008



Total Transactions 18,211

NEW JERSEY CASINO INDUSTRY EMPLOYMENT STATISTICS

FOR THE FOUR YEARS ENDED DECEMBER 31, 2008

| | 2008 | 2007 | 2006 | 2005 |
|-----------------------|---------------|---------------|---------------|---------------|
| AC Hilton | 2,261 | 2,656 | 2,886 | 2,880 |
| Bally's Atlantic City | 4,759 | 5,388 | 5,654 | 6,127 |
| Borgata | 6,840 | 6,950 | 7,071 | 5,937 |
| Caesars | 3,645 | 4,032 | 4,182 | 3,943 |
| Harrah's Marina | 4,001 | 3,754 | 3,355 | 2,945 |
| Resorts | 2,422 | 2,742 | 2,855 | 2,926 |
| Sands ^(a) | n/a | n/a | n/a | 1,963 |
| Showboat | 2,710 | 2,993 | 2,849 | 2,748 |
| Tropicana | 3,517 | 3,485 | 4,507 | 5,142 |
| Trump Marina | 1,928 | 2,152 | 2,186 | 2,395 |
| Trump Plaza | 2,406 | 2,467 | 2,621 | 2,850 |
| Trump Taj Mahal | 4,096 | 4,169 | 4,290 | 4,686 |
| TOTALS | 38,585 | 40,788 | 42,456 | 44,542 |

NEW JERSEY CASINO INDUSTRY SALARIES AND WAGES

FOR THE FOUR YEARS ENDED DECEMBER 31, 2008 (\$ IN THOUSANDS)

| | 2008 | 2007 | 2006 | 2005 |
|-----------------------|---------------------|---------------------|---------------------|---------------------|
| AC Hilton | \$ 70,098 | \$ 75,121 | \$ 76,178 | \$ 78,007 |
| Bally's Atlantic City | 134,747 | 150,911 | 155,798 | 159,152 |
| Borgata | 164,673 | 153,238 | 144,573 | 128,292 |
| Caesars | 105,485 | 112,675 | 105,107 | 101,472 |
| Harrah's Marina | 99,318 | 92,267 | 84,116 | 80,115 |
| Resorts | 62,596 | 66,426 | 67,548 | 67,226 |
| Sands ^(a) | n/a | n/a | 53,233 | 51,074 |
| Showboat | 75,524 | 77,462 | 76,315 | 75,498 |
| Tropicana | 82,777 | 83,958 | 100,394 | 106,624 |
| Trump Marina | 59,732 | 62,021 | 63,826 | 66,005 |
| Trump Plaza | 73,779 | 72,818 | 77,017 | 76,262 |
| Trump Taj Mahal | 109,450 | 112,283 | 118,019 | 121,316 |
| TOTALS | \$ 1,038,179 | \$ 1,059,180 | \$ 1,122,124 | \$ 1,111,043 |

^(a) Sands ceased operations on November 10, 2006.