

# ATLANTIC CITY HILTON (GNOC, CORP.) MONTHLY GROSS REVENUE TAX RETURN FOR THE MONTH OF JANUARY, 2005

## GROSS REVENUE - JANUARY

Line (a)	Type of Game (b)	Authorized Units (c)	Win or (Loss) (d)	Drop/Handle (e)	Win or (Loss) Percentage (f)
<b>Table and Other Games:</b>					
1	Blackjack	37	\$2,135,949	\$18,021,721	11.9%
2	Craps	7	978,831	6,365,938	15.4%
3	Roulette	8	739,888	3,231,731	22.9%
4	Big Six	0	0	0	0.0%
5	Baccarat	1	(100,576)	1,436,306	-7.0%
6	Minibaccarat	9	963,495	7,266,909	13.3%
7	Other Games - (Page 2)	25	1,857,119	9,069,602	20.5%
8	Subtotal - Table and Other Games	87	\$ 6,574,706	\$ 45,392,207	14.5%
9	Poker	0	\$0		
10	<b>Total - Table and Other Games</b>	<b>87</b>	<b>\$ 6,574,706</b>		
<b>Slot Machines:</b>					
11	\$ .01 and .02 Slot Machines	96	771,212	5,299,825	14.6%
12	\$ .05 Slot Machines	432	3,647,669	34,314,646	10.6%
13	\$ .25 Slot Machines	905	4,131,865	54,647,044	7.6%
14	\$ .50 Slot Machines	146	752,257	9,701,201	7.8%
15	\$ 1.00 Slot Machines	319	2,391,779	30,219,633	7.9%
16	\$ 5.00 Slot Machines	91	859,548	17,430,815	4.9%
17	\$ 25.00 Slot Machines	12	390,340	3,821,025	10.2%
18	\$100.00 Slot Machines	12	(56,955)	9,154,300	-0.6%
19	Multi-denominational Slot Machines				0.0%
20	Other Slot Machines	30	429,086	8,097,458	5.3%
21	<b>Total - Slot Machines</b>	<b>2,043</b>	<b>\$ 13,316,801</b>	<b>\$ 172,685,947</b>	<b>7.7%</b>
22	<b>Total Gross Revenue</b>		<b>\$ 19,891,507</b>		

## TAX ON GROSS REVENUE

23	Year-to-Date Table and Other Games Gross Revenue.....	\$ 6,574,706
24	Year-to-Date Slot Machine Gross Revenue.....	\$ 13,316,801
25	<b>Year-to-Date Total Gross Revenue.....</b>	<b>\$ 19,891,507</b>
26	Tax on Gross Revenue (8% of line 25).....	\$ 1,591,321
27	Less - Total Tax Paid in Prior Months.....	
28	<b>Total Tax Required for this Month (line 26 less line 27).....</b>	<b>\$ 1,591,321</b>
29	Total Progressive Payout Liability - End of Month.....	\$340,247
30	Authorized Casino Square Footage - End of Month.....	59,800
31	Authorized Simulcasting Square Footage - End of Month.....	0
32	Simulcasting Revenue for the Month.....	\$0
33	Simulcasting Handle for the Month.....	\$0

Under penalties of perjury, I declare that I have examined this report, and to the best of my knowledge and belief, it is true and complete



FEBRUARY 08, 2005  
DATE

JOANNE MCKENSIE

CASINO CONTROLLER (1231-11)  
TITLE (LICENSE NUMBER)

**ATLANTIC CITY HILTON (GNOC,CORP.)**  
**MONTHLY GROSS REVENUE TAX RETURN**  
**SCHEDULE OF OTHER GAMES**  
**FOR THE MONTH OF JANUARY, 2005**

Line (a)	Type of Game (b)	Authorized Units (c)	Win or (Loss) (d)	Drop/Handle (e)	Win or (Loss) Percentage (f)
1	Red Dog				0.0%
2	Sic Bo				0.0%
3	Pai Gow Poker	4	358,498	1,943,206	18.4%
4	Pai Gow	3	341,690	2,109,761	16.2%
5	Pokette				0.0%
6	Double Down Stud Poker				0.0%
7	Keno				0.0%
8	Caribbean Stud Poker	3	180,477	610,117	29.6%
9	Let it Ride Poker	3	181,514	673,177	27.0%
10	Super 7 1/2				0.0%
11	Mini-Craps				0.0%
12	Three Card Poker	9	673,779	3,139,293	21.5%
13	Caribbean Draw Poker				0.0%
14	Mini-Dice				0.0%
15	Fast Action Hold 'Em				0.0%
16	Casino War				0.0%
17	Countdown				0.0%
18	Spanish 21				0.0%
19	Colorado Hold'Em Poker				0.0%
20	Multi-Bacc				0.0%
21	Wild Aruba Stud Poker				0.0%
22	Monopoly Poker				0.0%
23	Table Slots				0.0%
24	Rainbow Dice				0.0%
25	Triple Shot				0.0%
26	Blackjack Switch				0.0%
27	Let's Get Wild Poker				0.0%
28	Boston 5 Stud Poker				0.0%
29	Double Cross Poker				0.0%
30	Double Attack Blackjack				0.0%
31	Shao Pai Gow				0.0%
32	6 to 5 Blackjack				0.0%
33	Four Card Poker	3	121,161	594,048	20.4%
34	Suspense 21				0.0%
35	Two Card Royal				0.0%
36	Players Choice Poker				0.0%
37	Superfun 21				0.0%
38	Hawaii Hi-Lo				0.0%
	Total -(Must agree with line 7 on Pg 1)	25	1,857,119	9,069,602	20.5%

# BALLY'S ATLANTIC CITY

## MONTHLY GROSS REVENUE TAX RETURN

FOR THE MONTH OF JANUARY, 2005

**GROSS REVENUE - CURRENT MONTH**

Line (a)	Type of Game (b)	Authorized Units (c)	Win or (Loss) (d)	Drop/Handle (e)	Win or (Loss) Percentage (f)
<b>Table and Other Games:</b>					
1	Blackjack	80	\$5,400,115	\$34,831,950	15.5%
2	Craps	13	1,606,141	10,337,521	15.5%
3	Roulette	24	2,018,158	8,683,840	23.2%
4	Big Six	2	117,386	288,639	40.7%
5	Baccarat	2	111,313	2,395,604	4.6%
6	Minibaccarat	11	1,188,812	7,825,644	15.2%
7	Other Games - (Page 2)	64	3,669,996	16,699,856	22.0%
8	Subtotal - Table and Other Games	196	\$ 14,111,921	\$ 81,063,054	17.4%
9	Poker	20	\$313,727		
10	<b>Total - Table and Other Games</b>	<b>216</b>	<b>\$ 14,425,648</b>		

<b>Slot Machines:</b>					
11	\$ .01 and .02 Slot Machines	458	3,931,678	26,931,481	14.6%
12	\$ .05 Slot Machines	1,285	7,154,569	70,094,296	10.2%
13	\$ .25 Slot Machines	2,758	11,858,371	149,738,841	7.9%
14	\$ .50 Slot Machines	449	1,938,792	25,033,205	7.7%
15	\$ 1.00 Slot Machines	652	4,798,301	78,525,964	6.1%
16	\$ 5.00 Slot Machines	157	2,021,370	33,501,310	6.0%
17	\$ 25.00 Slot Machines	23	313,538	4,297,075	7.3%
18	\$100.00 Slot Machines	12	(137,980)	2,155,300	-6.4%
19	Multi-denominational Slot Machines	0			0.0%
20	Other Slot Machines	56	550,253	9,330,422	5.9%
21	<b>Total - Slot Machines</b>	<b>5,850</b>	<b>\$ 32,428,892</b>	<b>\$ 399,607,894</b>	<b>8.1%</b>
22	<b>Total Gross Revenue</b>		<b>\$ 46,854,540</b>		

**TAX ON GROSS REVENUE**

23	Year-to-Date Table and Other Games Gross Revenue.....	\$ 14,425,648	
24	Year-to-Date Slot Machine Gross Revenue.....	\$ 32,428,892	
25	Year-to-Date Total Gross Revenue.....		<b>\$ 46,854,540</b>
26	Tax on Gross Revenue (8% of line 25).....		\$ 3,748,363
27	Less - Total Tax Paid in Prior Months.....		
28	<b>Total Tax Required for this Month (line 26 less line 27).....</b>		<b>\$ 3,748,363</b>
29	Total Progressive Payout Liability - End of Month.....	\$1,622,146	
30	Authorized Casino Square Footage - End of Month.....	179,108	
31	Authorized Simulcasting Square Footage - End of Month.....	46,232	
32	Simulcasting Revenue for the Month.....	\$190,692	
33	Simulcasting Handle for the Month.....	\$2,132,703	

Under penalties of perjury, I declare that I have examined this report, and to the best of my knowledge and belief, it is true and complete

02/09/05  
DATE

*William Pangoras*

William Pangoras

Casino Controller (1792-11)  
TITLE(LICENSE NUMBER)

**BALLY'S ATLANTIC CITY**  
**MONTHLY GROSS REVENUE TAX RETURN**  
**SCHEDULE OF OTHER GAMES**  
**FOR THE MONTH OF JANUARY, 2005**

Line (a)	Type of Game (b)	Authorized Units (c)	Win or (Loss) (d)	Drop/Handle (e)	Win or (Loss) Percentage (f)
1	Red Dog				0.0%
2	Sic Bo	1	29,736	90,779	32.8%
3	Pai Gow Poker	10	578,455	2,602,747	22.2%
4	Pai Gow	3	130,536	1,086,070	12.0%
5	Pokette				0.0%
6	Double Down Stud Poker				0.0%
7	Keno	4	60,858	148,753	40.9%
8	Caribbean Stud Poker	7	390,024	1,336,591	29.2%
9	Let it Ride Poker	7	254,231	1,282,492	19.8%
10	Super 7 1/2				0.0%
11	Mini-Craps				0.0%
12	Three Card Poker	15	1,363,772	6,283,500	21.7%
13	Caribbean Draw Poker				0.0%
14	Mini-Dice				0.0%
15	Fast Action Hold 'Em				0.0%
16	Casino War				0.0%
17	Countdown				0.0%
18	Spanish 21	10	523,593	2,322,683	22.5%
19	Colorado Hold'Em Poker				0.0%
20	Multi-Bacc				0.0%
21	Wild Aruba Stud Poker				0.0%
22	Monopoly Poker				0.0%
23	Table Slots				0.0%
24	Rainbow Dice				0.0%
25	Triple Shot				0.0%
26	Blackjack Switch				0.0%
27	Let's Get Wild Poker				0.0%
28	Boston 5 Stud Poker				0.0%
29	Double Cross Poker				0.0%
30	Double Attack Blackjack				0.0%
31	Shao Pai Gow				0.0%
32	6 to 5 Blackjack				0.0%
33	Four Card Poker	7	338,791	1,546,241	21.9%
34	Suspense 21				0.0%
35	Two Card Royal				0.0%
36	Players Choice Poker				0.0%
37	Superfun 21				0.0%
38	Hawaii Hi-Lo				0.0%
	Total -(Must agree with line 7 on Pg 1)	64	3,669,996	16,699,856	22.0%

# BORGATA HOTEL CASINO AND SPA

## MONTHLY GROSS REVENUE TAX RETURN

FOR THE MONTH OF JANUARY, 2005

**GROSS REVENUE - CURRENT MONTH**

Line (a)	Type of Game (b)	Authorized Units (c)	Win or (Loss) (d)	Drop/Handle (e)	Win or (Loss) Percentage (f)
<b>Table and Other Games:</b>					
1	Blackjack	63	\$6,298,242	\$66,869,745	9.4%
2	Craps	12	2,758,690	19,033,937	14.5%
3	Roulette	17	2,482,021	11,663,665	21.3%
4	Big Six	1	105,589	206,860	51.0%
5	Baccarat	2	635,274	5,579,346	11.4%
6	Minibaccarat	5	951,017	4,794,411	19.8%
7	Other Games - (Page 2)	35	4,334,947	18,760,916	23.1%
8	Subtotal - Table and Other Games	135	\$ 17,565,780	\$ 126,908,880	13.8%
9	Poker	34	\$1,395,965		
10	<b>Total - Table and Other Games</b>	<b>169</b>	<b>\$ 18,961,745</b>		

<b>Slot Machines:</b>					
11	\$ .01 and .02 Slot Machines	152	1,637,080	15,117,017	10.8%
12	\$ .05 Slot Machines	1,047	10,531,467	113,626,775	9.3%
13	\$ .25 Slot Machines	1,326	8,322,631	101,877,154	8.2%
14	\$ .50 Slot Machines	196	1,317,482	14,706,850	9.0%
15	\$ 1.00 Slot Machines	425	4,928,105	61,775,144	8.0%
16	\$ 5.00 Slot Machines	100	2,046,110	32,267,575	6.3%
17	\$ 25.00 Slot Machines	16	592,597	15,876,525	3.7%
18	\$100.00 Slot Machines	12	399,134	8,137,900	4.9%
19	Multi-denominational Slot Machines	232	3,182,848	65,588,188	4.9%
20	Other Slot Machines	66	1,331,719	22,230,136	6.0%
21	<b>Total - Slot Machines</b>	<b>3,572</b>	<b>\$ 34,289,173</b>	<b>\$ 451,203,264</b>	<b>7.6%</b>
22	<b>Total Gross Revenue</b>		<b>\$ 53,250,918</b>		

**TAX ON GROSS REVENUE**

23	Year-to-Date Table and Other Games Gross Revenue.....	\$	18,961,745
24	Year-to-Date Slot Machine Gross Revenue.....	\$	34,289,173
25	Year-to-Date Total Gross Revenue.....	<b>\$</b>	<b>53,250,918</b>
26	Tax on Gross Revenue (8% of line 25).....	\$	4,260,073
27	Less - Total Tax Paid in Prior Months.....	\$	-
28	<b>Total Tax Required for this Month (line 26 less line 27).....</b>	<b>\$</b>	<b>4,260,073</b>
29	Total Progressive Payout Liability - End of Month.....	\$994,220	
30	Authorized Casino Square Footage - End of Month.....	116,302	
31	Authorized Simulcasting Square Footage - End of Month.....	7,951	
32	Simulcasting Revenue for the Month.....	\$147,218	
33	Simulcasting Handle for the Month.....	\$1,691,237	

Under penalties of perjury, I declare that I have examined this report, and to the best of my knowledge and belief, it is true and complete

02-10-2005  
DATE

  
Robert L. Smith

Casino Controller (6714-11)  
TITLE (LICENSE NUMBER)

**BORGATA HOTEL CASINO AND SPA**  
**MONTHLY GROSS REVENUE TAX RETURN**  
**SCHEDULE OF OTHER GAMES**  
**FOR THE MONTH OF JANUARY, 2005**

Line (a)	Type of Game (b)	Authorized Units (c)	Win or (Loss) (d)	Drop/Handle (e)	Win or (Loss) Percentage (f)
1	Red Dog				0.0%
2	Sic Bo				0.0%
3	Pai Gow Poker	5	585,257	2,429,240	24.1%
4	Pai Gow	2	350,495	1,180,670	29.7%
5	Pokette				0.0%
6	Double Down Stud Poker				0.0%
7	Keno				0.0%
8	Caribbean Stud Poker	3	381,139	1,210,385	31.5%
9	Let it Ride Poker	4	344,387	1,588,221	21.7%
10	Super 7 1/2				0.0%
11	Mini-Craps				0.0%
12	Three Card Poker	12	1,378,114	7,533,088	18.3%
13	Caribbean Draw Poker				0.0%
14	Mini-Dice				0.0%
15	Fast Action Hold 'Em				0.0%
16	Casino War				0.0%
17	Countdown				0.0%
18	Spanish 21	4	484,199	1,723,941	28.1%
19	Colorado Hold'Em Poker				0.0%
20	Multi-Bacc				0.0%
21	Wild Aruba Stud Poker				0.0%
22	Monopoly Poker				0.0%
23	Table Slots				0.0%
24	Rainbow Dice				0.0%
25	Triple Shot				0.0%
26	Blackjack Switch				0.0%
27	Let's Get Wild Poker				0.0%
28	Boston 5 Stud Poker				0.0%
29	Double Cross Poker				0.0%
30	Double Attack Blackjack				0.0%
31	Shao Pai Gow				0.0%
32	6 to 5 Blackjack				0.0%
33	Four Card Poker	5	811,356	3,095,371	26.2%
34	Suspense 21				0.0%
35	Two Card Royal				0.0%
36	Players Choice Poker				0.0%
37	Superfun 21				0.0%
38	Hawaii Hi-Lo				0.0%
	Total -(Must agree with line 7 on Pg 1)	35	4,334,947	18,760,916	23.1%

# CAESARS ATLANTIC CITY

## MONTHLY GROSS REVENUE TAX RETURN

FOR THE MONTH OF JANUARY, 2005

### GROSS REVENUE - CURRENT MONTH

Line (a)	Type of Game (b)	Authorized Units (c)	Win or (Loss) (d)	Drop/Handle (e)	Win or (Loss) Percentage (f)
Table and Other Games:					
1	Blackjack	56	\$6,307,714	\$35,904,133	17.6%
2	Craps	13	2,069,999	12,564,966	16.5%
3	Roulette	13	1,716,324	7,156,461	24.0%
4	Big Six	1	105,637	232,843	45.4%
5	Baccarat	1	132,141	980,515	13.5%
6	Minibaccarat	2	236,097	1,311,681	18.0%
7	Other Games - (Page 2)	39	2,622,257	12,107,539	21.7%
8	Subtotal - Table and Other Games	125	\$ 13,190,169	\$ 70,258,138	18.8%
9	Poker	0	\$0		
10	Total - Table and Other Games	125	\$ 13,190,169		

Slot Machines:					
11	\$ .01 and .02 Slot Machines	169	1,659,287	11,618,902	14.3%
12	\$ .05 Slot Machines	627	6,024,658	58,224,555	10.3%
13	\$ .25 Slot Machines	1,417	7,448,099	83,226,922	8.9%
14	\$ .50 Slot Machines	242	1,675,232	17,644,162	9.5%
15	\$ 1.00 Slot Machines	418	3,962,311	51,253,119	7.7%
16	\$ 5.00 Slot Machines	110	1,740,553	29,162,545	6.0%
17	\$ 25.00 Slot Machines	14	232,128	4,202,150	5.5%
18	\$100.00 Slot Machines	18	687,760	5,811,500	11.8%
19	Multi-denominational Slot Machines	125	1,189,475	12,327,763	9.6%
20	Other Slot Machines	255	1,292,954	17,623,520	7.3%
21	Total - Slot Machines	3,395	\$ 25,912,457	\$ 291,095,138	8.9%
22	Total Gross Revenue		<b>\$ 39,102,626</b>		

### TAX ON GROSS REVENUE

23	Year-to-Date Table and Other Games Gross Revenue.....	\$ 13,190,169
24	Year-to-Date Slot Machine Gross Revenue.....	\$ 25,912,457
25	Year-to-Date Total Gross Revenue.....	<b>\$ 39,102,626</b>
26	Tax on Gross Revenue (8% of line 25).....	\$ 3,128,210
27	Less - Total Tax Paid in Prior Months.....	
28	Total Tax Required for this Month (line 26 less line 27).....	\$ 3,128,210
29	Total Progressive Payout Liability - End of Month.....	\$852,903
30	Authorized Casino Square Footage - End of Month.....	118,424
31	Authorized Simulcasting Square Footage - End of Month.....	4,312
32	Simulcasting Revenue for the Month.....	\$99,435
33	Simulcasting Handle for the Month.....	\$1,117,636

Under penalties of perjury, I declare that I have examined this report, and to the best of my knowledge and belief, it is true and complete.

February 9, 2005

DATE



CASINO CONTROLLER

1855-11

TITLE (LICENSE NUMBER)

**CAESARS ATLANTIC CITY**  
**MONTHLY GROSS REVENUE TAX RETURN**  
**SCHEDULE OF OTHER GAMES**  
**FOR THE MONTH OF JANUARY, 2005**

Line (a)	Type of Game (b)	Authorized Units (c)	Win or (Loss) (d)	Drop/Handle (e)	Win or (Loss) Percentage (f)
1	Red Dog				0.0%
2	Sic Bo	1	56,228	196,439	28.6%
3	Pai Gow Poker	3	106,000	1,089,092	9.7%
4	Pai Gow	1	52,557	245,361	21.4%
5	Pokette				0.0%
6	Double Down Stud Poker				0.0%
7	Keno	6	129,785	434,490	29.9%
8	Caribbean Stud Poker	4	300,894	975,830	30.8%
9	Let it Ride Poker	4	246,809	1,073,837	23.0%
10	Super 7 1/2				0.0%
11	Mini-Craps				0.0%
12	Three Card Poker	8	941,076	4,799,470	19.6%
13	Caribbean Draw Poker				0.0%
14	Mini-Dice				0.0%
15	Fast Action Hold 'Em				0.0%
16	Casino War				0.0%
17	Countdown				0.0%
18	Spanish 21	6	269,564	1,339,705	20.1%
19	Colorado Hold'Em Poker				0.0%
20	Multi-Bacc				0.0%
21	Wild Aruba Stud Poker				0.0%
22	Monopoly Poker				0.0%
23	Table Slots				0.0%
24	Rainbow Dice				0.0%
25	Triple Shot				0.0%
26	Blackjack Switch				0.0%
27	Let's Get Wild Poker				0.0%
28	Boston 5 Stud Poker	1	39,695	266,023	14.9%
29	Double Cross Poker				0.0%
30	Double Attack Blackjack	1	93,578	238,390	39.3%
31	Shao Pai Gow				0.0%
32	6 to 5 Blackjack				0.0%
33	Four Card Poker	4	386,071	1,448,902	26.6%
34	Suspense 21				0.0%
35	Two Card Royal				0.0%
36	Players Choice Poker				0.0%
37	Superfun 21				0.0%
38	Hawaii Hi-Lo				0.0%
	Total -(Must agree with line 7 on Pg 1)	39	2,622,257	12,107,539	21.7%

# HARRAH'S CASINO HOTEL

## MONTHLY GROSS REVENUE TAX RETURN

FOR THE MONTH OF JANUARY , 2005

**GROSS REVENUE - CURRENT MONTH**

Line (a)	Type of Game (b)	Authorized Units (c)	Win or (Loss) (d)	Drop/Handle (e)	Win or (Loss) Percentage (f)
Table and Other Games:					
1	Blackjack	27	\$1,254,325	\$9,743,877	12.9%
2	Craps	6	669,108	3,689,491	18.1%
3	Roulette	8	434,924	2,934,239	14.8%
4	Big Six		0	0	0.0%
5	Baccarat		0	0	0.0%
6	Minibaccarat	1	48,073	311,132	15.5%
7	Other Games - (Page 2)	24	1,175,123	6,308,179	18.6%
8	Subtotal - Table and Other Games	66	\$ 3,581,553	\$ 22,986,918	15.6%
9	Poker	16	\$515,148		
10	Total - Table and Other Games	82	\$ 4,096,701		

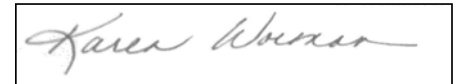
Slot Machines:					
11	\$ .01 and .02 Slot Machines	99	853,137	5,094,981	16.7%
12	\$ .05 Slot Machines	738	6,928,293	50,324,047	13.8%
13	\$ .25 Slot Machines	1,825	9,505,929	129,930,761	7.3%
14	\$ .50 Slot Machines	258	684,956	17,395,678	3.9%
15	\$ 1.00 Slot Machines	699	6,502,004	81,294,417	8.0%
16	\$ 5.00 Slot Machines	104	1,012,056	31,296,250	3.2%
17	\$ 25.00 Slot Machines	14	348,686	7,992,350	4.4%
18	\$100.00 Slot Machines	10	139,504	3,405,500	4.1%
19	Multi-denominational Slot Machines	50	961,523	12,299,490	7.8%
20	Other Slot Machines	68	639,505	15,608,556	4.1%
21	Total - Slot Machines	3,865	\$ 27,575,593	\$ 354,642,030	7.8%
22	Total Gross Revenue		\$ 31,672,294		

**TAX ON GROSS REVENUE**

23	Year-to-Date Table and Other Games Gross Revenue.....	\$ 4,096,701	
24	Year-to-Date Slot Machine Gross Revenue.....	\$ 27,575,593	
25	Year-to-Date Total Gross Revenue.....		<b>\$ 31,672,294</b>
26	Tax on Gross Revenue (8% of line 25).....		\$ 2,533,784
27	Less - Total Tax Paid in Prior Months.....		
28	Total Tax Required for this Month (line 26 less line 27).....		\$ 2,533,784
29	Total Progressive Payout Liability - End of Month.....	\$283,506	
30	Authorized Casino Square Footage - End of Month.....	131,780	
31	Authorized Simulcasting Square Footage - End of Month.....	0	
32	Simulcasting Revenue for the Month.....	\$0	
33	Simulcasting Handle for the Month.....	\$0	

Under penalties of perjury, I declare that I have examined this report, and to the best of my knowledge and belief, it is true and complete

February 10, 2005  
DATE



Karen Worman

Operations Controller 6320-11  
TITLE (LICENSE NUMBER)

**HARRAH'S CASINO HOTEL**  
**MONTHLY GROSS REVENUE TAX RETURN**  
**SCHEDULE OF OTHER GAMES**  
**FOR THE MONTH OF JANUARY , 2005**

Line (a)	Type of Game (b)	Authorized Units (c)	Win or (Loss) (d)	Drop/Handle (e)	Win or (Loss) Percentage (f)
1	Red Dog				0.0%
2	Sic Bo				0.0%
3	Pai Gow Poker	1	10,088	254,534	4.0%
4	Pai Gow				0.0%
5	Pokette				0.0%
6	Double Down Stud Poker				0.0%
7	Keno	4	33,901	165,471	20.5%
8	Caribbean Stud Poker	3	165,484	546,869	30.3%
9	Let it Ride Poker	4	202,102	1,092,638	18.5%
10	Super 7 1/2				0.0%
11	Mini-Craps				0.0%
12	Three Card Poker	9	546,081	3,177,561	17.2%
13	Caribbean Draw Poker				0.0%
14	Mini-Dice				0.0%
15	Fast Action Hold 'Em				0.0%
16	Casino War				0.0%
17	Countdown				0.0%
18	Spanish 21	1	39,811	227,649	17.5%
19	Colorado Hold'Em Poker				0.0%
20	Multi-Bacc				0.0%
21	Wild Aruba Stud Poker				0.0%
22	Monopoly Poker				0.0%
23	Table Slots				0.0%
24	Rainbow Dice				0.0%
25	Triple Shot				0.0%
26	Blackjack Switch				0.0%
27	Let's Get Wild Poker				0.0%
28	Boston 5 Stud Poker				0.0%
29	Double Cross Poker				0.0%
30	Double Attack Blackjack				0.0%
31	Shao Pai Gow				0.0%
32	6 to 5 Blackjack				0.0%
33	Four Card Poker	2	177,656	843,457	21.1%
34	Suspense 21				0.0%
35	Two Card Royal				0.0%
36	Players Choice Poker				0.0%
37	Superfun 21				0.0%
38	Hawaii Hi-Lo				0.0%
	Total -(Must agree with line 7 on Pg 1)	24	1,175,123	6,308,179	18.6%

# RESORTS ATLANTIC CITY

## MONTHLY GROSS REVENUE TAX RETURN

FOR THE MONTH OF JANUARY, 2005

**GROSS REVENUE - CURRENT MONTH**

Line (a)	Type of Game (b)	Authorized Units (c)	Win or (Loss) (d)	Drop/Handle (e)	Win or (Loss) Percentage (f)
<b>Table and Other Games:</b>					
1	Blackjack	37	\$2,024,315	\$13,970,318	14.5%
2	Craps	7	847,808	4,470,752	19.0%
3	Roulette	8	495,866	2,416,890	20.5%
4	Big Six	1	22,100	53,769	41.1%
5	Baccarat	4	483,403	3,760,807	12.9%
6	Minibaccarat	3	150,536	2,546,802	5.9%
7	Other Games - (Page 2)	18	961,830	4,878,910	19.7%
8	Subtotal - Table and Other Games	78	\$ 4,985,858	\$ 32,098,248	15.5%
9	Poker	1	\$10,081		
10	<b>Total - Table and Other Games</b>	<b>79</b>	<b>\$ 4,995,939</b>		

<b>Slot Machines:</b>					
11	\$ .01 and .02 Slot Machines	131	1,000,849	9,309,201	10.8%
12	\$ .05 Slot Machines	614	2,811,672	27,462,624	10.2%
13	\$ .25 Slot Machines	1,176	3,794,879	50,999,675	7.4%
14	\$ .50 Slot Machines	167	707,948	8,258,227	8.6%
15	\$ 1.00 Slot Machines	278	1,788,173	27,682,342	6.5%
16	\$ 5.00 Slot Machines	83	993,698	21,817,545	4.6%
17	\$ 25.00 Slot Machines	7	153,454	1,961,175	7.8%
18	\$100.00 Slot Machines	7	89,150	1,302,500	6.8%
19	Multi-denominational Slot Machines	435	1,804,131	22,922,018	7.9%
20	Other Slot Machines	28	190,305	3,284,433	5.8%
21	<b>Total - Slot Machines</b>	<b>2,926</b>	<b>\$ 13,334,259</b>	<b>\$ 174,999,740</b>	<b>7.6%</b>
22	<b>Total Gross Revenue</b>		<b>\$ 18,330,198</b>		

**TAX ON GROSS REVENUE**

23	Year-to-Date Table and Other Games Gross Revenue.....	\$ 4,995,939	
24	Year-to-Date Slot Machine Gross Revenue.....	\$ 13,334,259	
25	Year-to-Date Total Gross Revenue.....		<b>\$ 18,330,198</b>
26	Tax on Gross Revenue (8% of line 25).....		\$ 1,466,416
27	Less - Total Tax Paid in Prior Months.....		
28	<b>Total Tax Required for this Month (line 26 less line 27).....</b>		<b>\$ 1,466,416</b>
29	Total Progressive Payout Liability - End of Month.....	\$104,151	
30	Authorized Casino Square Footage - End of Month.....	83,759	
31	Authorized Simulcasting Square Footage - End of Month.....	15,134	
32	Simulcasting Revenue for the Month.....	\$39,196	
33	Simulcasting Handle for the Month.....	\$444,402	

Under penalties of perjury, I declare that I have examined this report, and to the best of my knowledge and belief, it is true and complete.

02/10/2005  
DATE

  
ANDREW BARTH

Director Operational Accounting 7703-11  
TITLE (LICENSE NUMBER)

**RESORTS ATLANTIC CITY**  
**MONTHLY GROSS REVENUE TAX RETURN**  
**SCHEDULE OF OTHER GAMES**  
**FOR THE MONTH OF JANUARY, 2005**

Line (a)	Type of Game (b)	Authorized Units (c)	Win or (Loss) (d)	Drop/Handle (e)	Win or (Loss) Percentage (f)
1	Red Dog				0.0%
2	Sic Bo				0.0%
3	Pai Gow Poker	1	35,402	252,099	14.0%
4	Pai Gow	2	(14,341)	220,382	-6.5%
5	Pokette				0.0%
6	Double Down Stud Poker				0.0%
7	Keno				0.0%
8	Caribbean Stud Poker	2	26,018	238,889	10.9%
9	Let it Ride Poker	3	138,391	546,028	25.3%
10	Super 7 1/2				0.0%
11	Mini-Craps				0.0%
12	Three Card Poker	6	512,896	2,540,365	20.2%
13	Caribbean Draw Poker				0.0%
14	Mini-Dice				0.0%
15	Fast Action Hold 'Em				0.0%
16	Casino War				0.0%
17	Countdown				0.0%
18	Spanish 21	2	94,755	484,128	19.6%
19	Colorado Hold'Em Poker				0.0%
20	Multi-Bacc				0.0%
21	Wild Aruba Stud Poker				0.0%
22	Monopoly Poker				0.0%
23	Table Slots				0.0%
24	Rainbow Dice				0.0%
25	Triple Shot				0.0%
26	Blackjack Switch				0.0%
27	Let's Get Wild Poker				0.0%
28	Boston 5 Stud Poker	1	51,763	151,216	34.2%
29	Double Cross Poker				0.0%
30	Double Attack Blackjack				0.0%
31	Shao Pai Gow				0.0%
32	6 to 5 Blackjack				0.0%
33	Four Card Poker	1	116,946	445,803	26.2%
34	Suspense 21				0.0%
35	Two Card Royal				0.0%
36	Players Choice Poker				0.0%
37	Superfun 21				0.0%
38	Hawaii Hi-Lo				0.0%
	Total -(Must agree with line 7 on Pg 1)	18	961,830	4,878,910	19.7%

# SANDS CASINO AND HOTEL

## MONTHLY GROSS REVENUE TAX RETURN

FOR THE MONTH OF JANUARY, 2005

**GROSS REVENUE - CURRENT MONTH**

Line (a)	Type of Game (b)	Authorized Units (c)	Win or (Loss) (d)	Drop/Handle (e)	Win or (Loss) Percentage (f)
<b>Table and Other Games:</b>					
1	Blackjack	33	\$1,019,058	\$8,255,884	12.3%
2	Craps	4	369,756	2,647,358	14.0%
3	Roulette	6	440,477	1,669,285	26.4%
4	Big Six	2	65,633	135,098	48.6%
5	Baccarat	2	126,962	606,929	20.9%
6	Minibaccarat	5	159,322	1,913,594	8.3%
7	Other Games - (Page 2)	17	823,727	3,464,372	23.8%
8	Subtotal - Table and Other Games	69	\$ 3,004,935	\$ 18,692,520	16.1%
9	Poker	14	\$74,266		
10	<b>Total - Table and Other Games</b>	<b>83</b>	<b>\$ 3,079,201</b>		

<b>Slot Machines:</b>					
11	\$ .01 and .02 Slot Machines	33	225,173	1,972,489	11.4%
12	\$ .05 Slot Machines	484	2,740,672	25,174,068	10.9%
13	\$ .25 Slot Machines	1,005	3,455,781	39,903,756	8.7%
14	\$ .50 Slot Machines	130	561,432	5,342,016	10.5%
15	\$ 1.00 Slot Machines	323	1,603,905	24,143,473	6.6%
16	\$ 5.00 Slot Machines	68	539,033	10,933,270	4.9%
17	\$ 25.00 Slot Machines	9	330,525	4,388,625	7.5%
18	\$100.00 Slot Machines	5	61,400	1,370,300	4.5%
19	Multi-denominational Slot Machines	84	442,697	6,637,111	6.7%
20	Other Slot Machines	41	369,233	8,315,788	4.4%
21	<b>Total - Slot Machines</b>	<b>2,182</b>	<b>\$ 10,329,851</b>	<b>\$ 128,180,896</b>	<b>8.1%</b>
22	<b>Total Gross Revenue</b>		<b>\$ 13,409,052</b>		

**TAX ON GROSS REVENUE**

23	Year-to-Date Table and Other Games Gross Revenue.....	\$ 3,079,201	
24	Year-to-Date Slot Machine Gross Revenue.....	\$ 10,329,851	
25	Year-to-Date Total Gross Revenue.....		<b>\$ 13,409,052</b>
26	Tax on Gross Revenue (8% of line 25).....		\$ 1,072,724
27	Less - Total Tax Paid in Prior Months.....		
28	<b>Total Tax Required for this Month (line 26 less line 27).....</b>		<b>\$ 1,072,724</b>
29	Total Progressive Payout Liability - End of Month.....	\$641,401	
30	Authorized Casino Square Footage - End of Month.....	57,154	
31	Authorized Simulcasting Square Footage - End of Month.....	20,933	
32	Simulcasting Revenue for the Month.....	\$36,090	
33	Simulcasting Handle for the Month.....	\$404,425	

Under penalties of perjury, I declare that I have examined this report, and to the best of my knowledge and belief, it is true and complete

2/9/2005

Date



Doug Niethold

VP Finance 2892-11

Title / License #

**SANDS CASINO AND HOTEL**  
**MONTHLY GROSS REVENUE TAX RETURN**  
**SCHEDULE OF OTHER GAMES**  
**FOR THE MONTH OF JANUARY, 2005**

Line (a)	Type of Game (b)	Authorized Units (c)	Win or (Loss) (d)	Drop/Handle (e)	Win or (Loss) Percentage (f)
1	Red Dog				0.0%
2	Sic Bo				0.0%
3	Pai Gow Poker	2	50,862	310,666	16.4%
4	Pai Gow	2	45,364	361,640	12.5%
5	Pokette				0.0%
6	Double Down Stud Poker				0.0%
7	Keno				0.0%
8	Caribbean Stud Poker	2	65,517	267,238	24.5%
9	Let it Ride Poker	3	56,301	288,575	19.5%
10	Super 7 1/2				0.0%
11	Mini-Craps				0.0%
12	Three Card Poker	6	504,431	1,901,038	26.5%
13	Caribbean Draw Poker				0.0%
14	Mini-Dice				0.0%
15	Fast Action Hold 'Em				0.0%
16	Casino War				0.0%
17	Countdown				0.0%
18	Spanish 21	2	101,252	335,215	30.2%
19	Colorado Hold'Em Poker				0.0%
20	Multi-Bacc				0.0%
21	Wild Aruba Stud Poker				0.0%
22	Monopoly Poker				0.0%
23	Table Slots				0.0%
24	Rainbow Dice				0.0%
25	Triple Shot				0.0%
26	Blackjack Switch				0.0%
27	Let's Get Wild Poker				0.0%
28	Boston 5 Stud Poker				0.0%
29	Double Cross Poker				0.0%
30	Double Attack Blackjack				0.0%
31	Shao Pai Gow				0.0%
32	6 to 5 Blackjack				0.0%
33	Four Card Poker				0.0%
34	Suspense 21				0.0%
35	Two Card Royal				0.0%
36	Players Choice Poker				0.0%
37	Superfun 21				0.0%
38	Hawaii Hi-Lo				0.0%
	Total -(Must agree with line 7 on Pg 1)	17	823,727	3,464,372	23.8%

# Showboat

## MONTHLY GROSS REVENUE TAX RETURN

FOR THE MONTH OF JANUARY, 2005

**GROSS REVENUE - CURRENT MONTH**

Line (a)	Type of Game (b)	Authorized Units (c)	Win or (Loss) (d)	Drop/Handle (e)	Win or (Loss) Percentage (f)
<b>Table and Other Games:</b>					
1	Blackjack	25	\$1,455,305	\$9,363,610	15.5%
2	Craps	4	484,932	3,312,481	14.6%
3	Roulette	6	310,023	2,123,107	14.6%
4	Big Six	1	44,483	115,716	38.4%
5	Baccarat	1	199,040	462,392	43.0%
6	Minibaccarat	4	191,883	988,178	19.4%
7	Other Games - (Page 2)	16	886,830	4,351,594	20.4%
8	Subtotal - Table and Other Games	57	\$ 3,572,496	\$ 20,717,078	17.2%
9	Poker	0	\$0		
10	<b>Total - Table and Other Games</b>	<b>57</b>	<b>\$ 3,572,496</b>		

<b>Slot Machines:</b>					
11	\$ .01 and .02 Slot Machines	228	2,546,054	12,357,568	20.6%
12	\$ .05 Slot Machines	789	7,653,934	59,050,559	13.0%
13	\$ .25 Slot Machines	2,109	6,814,163	120,741,281	5.6%
14	\$ .50 Slot Machines	175	652,183	7,744,908	8.4%
15	\$ 1.00 Slot Machines	449	4,077,297	42,397,634	9.6%
16	\$ 5.00 Slot Machines	65	1,386,772	13,763,715	10.1%
17	\$ 25.00 Slot Machines	4	109,367	1,121,375	9.8%
18	\$100.00 Slot Machines	4	93,000	389,800	23.9%
19	Multi-denominational Slot Machines	117	612,086	7,475,165	8.2%
20	Other Slot Machines	33	418,915	5,555,489	7.5%
21	<b>Total - Slot Machines</b>	<b>3,973</b>	<b>\$ 24,363,771</b>	<b>\$ 270,597,494</b>	<b>9.0%</b>
22	<b>Total Gross Revenue</b>		<b>\$ 27,936,267</b>		

**TAX ON GROSS REVENUE**

23	Year-to-Date Table and Other Games Gross Revenue.....	\$	3,572,496
24	Year-to-Date Slot Machine Gross Revenue.....	\$	24,363,771
25	Year-to-Date Total Gross Revenue.....	\$	27,936,267
26	Tax on Gross Revenue (8% of line 25).....	\$	2,234,901
27	Less - Total Tax Paid in Prior Months.....		
28	<b>Total Tax Required for this Month (line 26 less line 27).....</b>	<b>\$</b>	<b>2,234,901</b>
29	Total Progressive Payout Liability - End of Month.....		\$237,637
30	Authorized Casino Square Footage - End of Month.....		101,299
31	Authorized Simulcasting Square Footage - End of Month.....		14,109
32	Simulcasting Revenue for the Month.....		\$24,603
33	Simulcasting Handle for the Month.....		\$289,109

Under penalties of perjury, I declare that I have examined this report, and to the best of my knowledge and belief, it is true and complete.

2/9/05  
DATE

Karen DiSciaccio 220611  
Karen DiSciaccio

Operations Controller  
TITLE

**Showboat**  
**MONTHLY GROSS REVENUE TAX RETURN**  
**SCHEDULE OF OTHER GAMES**  
**FOR THE MONTH OF JANUARY, 2005**

Line (a)	Type of Game (b)	Authorized Units (c)	Win or (Loss) (d)	Drop/Handle (e)	Win or (Loss) Percentage (f)
1	Red Dog				0.0%
2	Sic Bo				0.0%
3	Pai Gow Poker	2	49,591	375,449	13.2%
4	Pai Gow	2	67,210	198,737	33.8%
5	Pokette				0.0%
6	Double Down Stud Poker				0.0%
7	Keno				0.0%
8	Caribbean Stud Poker	2	118,225	401,226	29.5%
9	Let it Ride Poker	2	101,847	592,223	17.2%
10	Super 7 1/2				0.0%
11	Mini-Craps				0.0%
12	Three Card Poker	6	407,036	2,114,600	19.2%
13	Caribbean Draw Poker				0.0%
14	Mini-Dice				0.0%
15	Fast Action Hold 'Em				0.0%
16	Casino War				0.0%
17	Countdown				0.0%
18	Spanish 21	1	92,271	316,727	29.1%
19	Colorado Hold'Em Poker				0.0%
20	Multi-Bacc				0.0%
21	Wild Aruba Stud Poker				0.0%
22	Monopoly Poker				0.0%
23	Table Slots				0.0%
24	Rainbow Dice				0.0%
25	Triple Shot				0.0%
26	Blackjack Switch				0.0%
27	Let's Get Wild Poker				0.0%
28	Boston 5 Stud Poker				0.0%
29	Double Cross Poker				0.0%
30	Double Attack Blackjack				0.0%
31	Shao Pai Gow				0.0%
32	6 to 5 Blackjack				0.0%
33	Four Card Poker	1	50,650	352,632	14.4%
34	Suspense 21				0.0%
35	Two Card Royal				0.0%
36	Players Choice Poker				0.0%
37	Superfun 21				0.0%
38	Hawaii Hi-Lo				0.0%
	Total -(Must agree with line 7 on Pg 1)	16	886,830	4,351,594	20.4%

# TROPICANA CASINO & RESORT

## MONTHLY GROSS REVENUE TAX RETURN

FOR THE MONTH OF **JANUARY, 2005**

**GROSS REVENUE - CURRENT MONTH**

Line (a)	Type of Game (b)	Authorized Units (c)	Win or (Loss) (d)	Drop/Handle (e)	Win or (Loss) Percentage (f)
<b>Table and Other Games:</b>					
1	Blackjack	71	\$2,791,786	\$27,142,331	10.3%
2	Craps	9	1,687,211	9,519,794	17.7%
3	Roulette	14	1,556,438	6,330,796	24.6%
4	Big Six	1	50,576	111,947	45.2%
5	Baccarat	2	104,155	3,074,081	3.4%
6	Minibaccarat	6	1,017,276	5,720,089	17.8%
7	Other Games - (Page 2)	35	2,107,087	11,054,724	19.1%
8	Subtotal - Table and Other Games	138	\$ 9,314,529	\$ 62,953,762	14.8%
9	Poker	42	\$1,001,875		
10	<b>Total - Table and Other Games</b>	<b>180</b>	<b>\$ 10,316,404</b>		

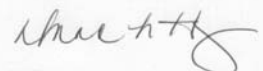
<b>Slot Machines:</b>					
11	\$ .01 and .02 Slot Machines	249	1,232,897	10,126,168	12.2%
12	\$ .05 Slot Machines	1,034	4,335,181	42,397,092	10.2%
13	\$ .25 Slot Machines	1,802	6,392,792	78,699,191	8.1%
14	\$ .50 Slot Machines	317	1,342,717	14,299,022	9.4%
15	\$ 1.00 Slot Machines	697	4,248,925	50,756,224	8.4%
16	\$ 5.00 Slot Machines	125	960,091	16,509,690	5.8%
17	\$ 25.00 Slot Machines	17	335,037	5,122,350	6.5%
18	\$100.00 Slot Machines	12	213,085	2,629,300	8.1%
19	Multi-denominational Slot Machines	0	0		0.0%
20	Other Slot Machines	87	698,943	14,782,896	4.7%
21	<b>Total - Slot Machines</b>	<b>4,340</b>	<b>\$ 19,759,668</b>	<b>\$ 235,321,933</b>	<b>8.4%</b>
22	<b>Total Gross Revenue</b>		<b>\$ 30,076,072</b>		

**TAX ON GROSS REVENUE**

23	Year-to-Date Table and Other Games Gross Revenue.....	\$ 10,316,404
24	Year-to-Date Slot Machine Gross Revenue.....	\$ 19,759,668
25	<b>Year-to-Date Total Gross Revenue.....</b>	<b>\$ 30,076,072</b>
26	Tax on Gross Revenue (8% of line 25).....	\$ 2,406,086
27	Less - Total Tax Paid in Prior Months.....	
28	<b>Total Tax Required for this Month (line 26 less line 27).....</b>	<b>\$ 2,406,086</b>
29	Total Progressive Payout Liability - End of Month.....	\$1,181,398
30	Authorized Casino Square Footage - End of Month.....	139,737
31	Authorized Simulcasting Square Footage - End of Month.....	8,380
32	Simulcasting Revenue for the Month.....	\$101,537
33	Simulcasting Handle for the Month.....	\$1,134,021

Under penalties of perjury, I declare that I have examined this report, and to the best of my knowledge and belief, it is true and complete

2/10/05  
DATE



Donna L. Hogan

Casino Controller  
# 7156-11

**TROPICANA CASINO & RESORT**  
**MONTHLY GROSS REVENUE TAX RETURN**  
**SCHEDULE OF OTHER GAMES**  
**FOR THE MONTH OF      JANUARY, 2005**

Line (a)	Type of Game (b)	Authorized Units (c)	Win or (Loss) (d)	Drop/Handle (e)	Win or (Loss) Percentage (f)
1	Red Dog				0.0%
2	Sic Bo	1	6,097	14,126	43.2%
3	Pai Gow Poker	6	313,517	1,416,986	22.1%
4	Pai Gow	6	285,746	1,877,593	15.2%
5	Pokette				0.0%
6	Double Down Stud Poker				0.0%
7	Keno				0.0%
8	Caribbean Stud Poker	3	225,572	795,815	28.3%
9	Let it Ride Poker	3	121,965	1,027,082	11.9%
10	Super 7 1/2				0.0%
11	Mini-Craps				0.0%
12	Three Card Poker	12	898,408	4,865,605	18.5%
13	Caribbean Draw Poker				0.0%
14	Mini-Dice				0.0%
15	Fast Action Hold 'Em				0.0%
16	Casino War				0.0%
17	Countdown				0.0%
18	Spanish 21	2	128,874	590,359	21.8%
19	Colorado Hold'Em Poker				0.0%
20	Multi-Bacc				0.0%
21	Wild Aruba Stud Poker				0.0%
22	Monopoly Poker				0.0%
23	Table Slots				0.0%
24	Rainbow Dice				0.0%
25	Triple Shot				0.0%
26	Blackjack Switch				0.0%
27	Let's Get Wild Poker				0.0%
28	Boston 5 Stud Poker	2	126,908	467,158	27.2%
29	Double Cross Poker				0.0%
30	Double Attack Blackjack				0.0%
31	Shao Pai Gow				0.0%
32	6 to 5 Blackjack				0.0%
33	Four Card Poker				0.0%
34	Suspense 21				0.0%
35	Two Card Royal				0.0%
36	Players Choice Poker				0.0%
37	Superfun 21				0.0%
38	Hawaii Hi-Lo				0.0%
	Total -(Must agree with line 7 on Pg 1)	35	2,107,087	11,054,724	19.1%

2/10/05

# TRUMP MARINA

## MONTHLY GROSS REVENUE TAX RETURN

FOR THE MONTH OF January 31, 2005

### GROSS REVENUE - CURRENT MONTH

Line (a)	Type of Game (b)	Authorized Units (c)	Win or (Loss) (d)	Drop/Handle (e)	Win or (Loss) Percentage (f)
Table and Other Games:					
1	Blackjack	24	\$433,079	\$9,177,086	4.7%
2	Craps	7	901,676	4,781,849	18.9%
3	Roulette	7	505,944	1,752,886	28.9%
4	Big Six	0	0	0	0.0%
5	Baccarat	4	739,779	1,691,641	43.7%
6	Minibaccarat	4	341,027	1,718,859	19.8%
7	Other Games - (Page 2)	28	1,203,295	5,543,712	21.7%
8	Subtotal - Table and Other Games	74	\$ 4,124,800	\$ 24,666,033	16.7%
9	Poker	0	\$0		
10	Total - Table and Other Games	74	\$ 4,124,800		


Slot Machines:					
11	\$ .01 and .02 Slot Machines	87	1,000,557	8,663,802	11.5%
12	\$ .05 Slot Machines	679	4,879,469	49,441,587	9.9%
13	\$ .25 Slot Machines	1,188	5,192,595	67,164,268	7.7%
14	\$ .50 Slot Machines	86	519,680	6,679,293	7.8%
15	\$ 1.00 Slot Machines	351	2,446,551	36,299,580	6.7%
16	\$ 5.00 Slot Machines	72	613,971	12,013,675	5.1%
17	\$ 25.00 Slot Machines	11	122,230	1,918,300	6.4%
18	\$100.00 Slot Machines	6	137,100	970,300	14.1%
19	Multi-denominational Slot Machines	16	93,163	769,346	12.1%
20	Other Slot Machines	50	381,674	7,033,052	5.4%
21	Total - Slot Machines	2,546	\$ 15,386,990	\$ 190,953,203	8.1%
22	Total Gross Revenue		\$ 19,511,790		

### TAX ON GROSS REVENUE

23	Year-to-Date Table and Other Games Gross Revenue.....	\$ 4,124,800
24	Year-to-Date Slot Machine Gross Revenue.....	\$ 15,386,990
25	Year-to-Date Total Gross Revenue.....	\$ 19,511,790
26	Tax on Gross Revenue (8% of line 25).....	\$ 1,560,943
27	Less - Total Tax Paid in Prior Months.....	\$ -
28	Total Tax Required for this Month (line 26 less line 27).....	\$ 1,560,943
29	Total Progressive Payout Liability - End of Month.....	\$307,015
30	Authorized Casino Square Footage - End of Month.....	65,057
31	Authorized Simulcasting Square Footage - End of Month.....	14,601
32	Simulcasting Revenue for the Month.....	\$31,826
33	Simulcasting Handle for the Month.....	\$341,170

Under penalties of perjury, I declare that I have examined this report, and to the best of my knowledge and belief, it is true and complete.

2/9/05  
DATE

  
Jim McCarthy

VP Casino Hotel Finance  
TITLE (LICENSE NUMBER)

**TRUMP MARINA**  
**MONTHLY GROSS REVENUE TAX RETURN**  
**SCHEDULE OF OTHER GAMES**  
**FOR THE MONTH OF JANUARY, 2005**

Line (a)	Type of Game (b)	Authorized Units (c)	Win or (Loss) (d)	Drop/Handle (e)	Win or (Loss) Percentage (f)
1	Red Dog	0	\$0	\$0	0.0%
2	Sic Bo	0	0	0	0.0%
3	Pai Gow Poker	3	190,020	532,682	35.7%
4	Pai Gow	3	69,280	217,161	31.9%
5	Pokette	0	0	0	0.0%
6	Double Down Stud Poker	0	0	0	0.0%
7	Keno	0	0	0	0.0%
8	Caribbean Stud Poker	2	86,226	404,425	21.3%
9	Let it Ride Poker	3	154,617	722,602	21.4%
10	Super 7 1/2	0	0	0	0.0%
11	Mini-Craps	0	0	0	0.0%
12	Three Card Poker	7	402,997	2,514,944	16.0%
13	Caribbean Draw Poker	0	0	0	0.0%
14	Mini-Dice	0	0	0	0.0%
15	Fast Action Hold 'Em	0	0	0	0.0%
16	Casino War	0	0	0	0.0%
17	Countdown	0	0	0	0.0%
18	Spanish 21	3	106,837	423,016	25.3%
19	Colorado Hold'Em Poker	0	0	0	0.0%
20	Multi-Bacc	0	0	0	0.0%
21	Wild Aruba Stud Poker	0	0	0	0.0%
22	Monopoly Poker	0	0	0	0.0%
23	Table Slots	0	0	0	0.0%
24	Rainbow Dice	0	0	0	0.0%
25	Triple Shot	0	0	0	0.0%
26	Blackjack Switch	0	0	0	0.0%
27	Let's Get Wild Poker	0	0	0	0.0%
28	Boston 5 Stud Poker	1	8,647	45,576	19.0%
29	Double Cross Poker	1	13,731	42,925	32.0%
30	Double Attack Blackjack	1	32,811	78,334	41.9%
31	Shao Pai Gow	0	0	0	0.0%
32	6 to 5 Blackjack	0	0	0	0.0%
33	Four Card Poker	4	138,129	562,047	24.6%
34	Suspense 21	0	0	0	0.0%
35	Two Card Royal	0	0	0	0.0%
36	Players Choice Poker	0	0	0	0.0%
37	Superfun 21	0	0	0	0.0%
38	Hawaii Hi-Lo	0	0	0	0.0%
	Total -(Must agree with line 7 on Pg 1)	28	1,203,295	5,543,712	21.7%

**TRUMP PLAZA ASSOCIATES**  
**MONTHLY GROSS REVENUE TAX RETURN**  
**FOR THE MONTH OF JANUARY 2005**

**GROSS REVENUE - CURRENT MONTH****AMENDED 8/9/05**

Line (a)	Type of Game (b)	Authorized Units (c)	Win or (Loss) (d)	Drop/Handle (e)	Win or (Loss) Percentage (f)
Table and Other Games:					
1	Blackjack	39	\$2,216,724	\$18,008,570	12.3%
2	Craps	6	665,447	3,967,264	16.8%
3	Roulette	9	551,259	3,464,818	15.9%
4	Big Six	1	55,184	120,322	45.9%
5	Baccarat	3	248,911	2,460,703	10.1%
6	Minibaccarat	8	757,021	4,767,325	15.9%
7	Other Games - (Page 2)	25	1,393,578	6,368,319	21.9%
8	Subtotal - Table and Other Games	91	\$ 5,888,124	\$ 39,157,321	15.0%
9	Poker	0	\$0		
10	Total - Table and Other Games	91	\$ 5,888,124		

Slot Machines:					
11	\$ .01 and .02 Slot Machines	101	1,305,620	11,936,761	10.9%
12	\$ .05 Slot Machines	650	4,144,859	39,558,488	10.5%
13	\$ .25 Slot Machines	1,366	5,882,102	76,683,150	7.7%
14	\$ .50 Slot Machines	218	1,124,782	14,773,575	7.6%
15	\$ 1.00 Slot Machines	343	2,286,369	29,758,217	7.7%
16	\$ 5.00 Slot Machines	72	761,104	19,411,625	3.9%
17	\$ 25.00 Slot Machines	13	98,192	1,796,025	5.5%
18	\$100.00 Slot Machines	6	140,500	1,201,000	11.7%
19	Multi-denominational Slot Machines	26	140,228	2,594,568	5.4%
20	Other Slot Machines	45	529,798	8,778,520	6.0%
21	Total - Slot Machines	2,840	\$ 16,413,554	\$ 206,491,929	7.9%
22	Total Gross Revenue		<b>\$ 22,301,678</b>		


**TAX ON GROSS REVENUE**

23	Year-to-Date Table and Other Games Gross Revenue.....	\$ 5,888,124
24	Year-to-Date Slot Machine Gross Revenue.....	\$ 16,413,554
25	Year-to-Date Total Gross Revenue.....	<b>\$ 22,301,678</b>
26	Tax on Gross Revenue (8% of line 25).....	\$ 1,784,134
27	Less - Total Tax Paid in Prior Months.....	
28	Total Tax Required for this Month (line 26 less line 27).....	\$ 1,784,134
29	Total Progressive Payout Liability - End of Month.....	\$293,741
30	Authorized Casino Square Footage - End of Month.....	91,366
31	Authorized Simulcasting Square Footage - End of Month.....	0
32	Simulcasting Revenue for the Month.....	\$0
33	Simulcasting Handle for the Month.....	\$0

Under penalties of perjury, I declare that I have examined this report, and to the best of my knowledge and belief, it is true and complete.

August 8, 2005

DATE



Ronald Alcorn

VP of Casino Finance Operations (1623-11)  
 TITLE (LICENSE NUMBER)

**TRUMP PLAZA ASSOCIATES**  
**MONTHLY GROSS REVENUE TAX RETURN**  
**SCHEDULE OF OTHER GAMES**  
**FOR THE MONTH OF JANUARY 2005**

Line (a)	Type of Game (b)	Authorized Units (c)	Win or (Loss) (d)	Drop/Handle (e)	Win or (Loss) Percentage (f)
1	Red Dog				0.0%
2	Sic Bo	1	45,925	121,212	37.9%
3	Pai Gow Poker	5	221,360	1,230,306	18.0%
4	Pai Gow	4	177,824	852,242	20.9%
5	Pokette				0.0%
6	Double Down Stud Poker				0.0%
7	Keno				0.0%
8	Caribbean Stud Poker	2	131,751	369,272	35.7%
9	Let it Ride Poker	3	143,566	600,599	23.9%
10	Super 7 1/2				0.0%
11	Mini-Craps				0.0%
12	Three Card Poker	5	417,970	2,235,873	18.7%
13	Caribbean Draw Poker				0.0%
14	Mini-Dice				0.0%
15	Fast Action Hold 'Em				0.0%
16	Casino War				0.0%
17	Countdown				0.0%
18	Spanish 21	3	170,346	737,154	23.1%
19	Colorado Hold'Em Poker				0.0%
20	Multi-Bacc				0.0%
21	Wild Aruba Stud Poker				0.0%
22	Monopoly Poker				0.0%
23	Table Slots				0.0%
24	Rainbow Dice				0.0%
25	Triple Shot				0.0%
26	Blackjack Switch				0.0%
27	Let's Get Wild Poker				0.0%
28	Boston 5 Stud Poker	1	9,906	46,455	21.3%
29	Double Cross Poker				0.0%
30	Double Attack Blackjack	1	74,930	175,206	42.8%
31	Shao Pai Gow				0.0%
32	6 to 5 Blackjack				0.0%
33	Four Card Poker				0.0%
34	Suspense 21				0.0%
35	Two Card Royal				0.0%
36	Players Choice Poker				0.0%
37	Superfun 21				0.0%
38	Hawaii Hi-Lo				0.0%
	Total -(Must agree with line 7 on Pg 1)	25	1,393,578	6,368,319	21.9%

# TRUMP TAJ MAHAL CASINO RESORT

## MONTHLY GROSS REVENUE TAX RETURN

FOR THE MONTH OF JANUARY, 2005

**GROSS REVENUE - CURRENT MONTH**

Line (a)	Type of Game (b)	Authorized Units (c)	Win or (Loss) (d)	Drop/Handle (e)	Win or (Loss) Percentage (f)
<b>Table and Other Games:</b>					
1	Blackjack	54	\$4,481,724	\$28,465,586	15.7%
2	Craps	11	2,085,459	10,538,962	19.8%
3	Roulette	13	1,589,062	6,633,341	24.0%
4	Big Six	1	96,503	214,111	45.1%
5	Baccarat	4	3,573,078	8,416,923	42.5%
6	Minibaccarat	6	711,887	4,291,427	16.6%
7	Other Games - (Page 2)	40	3,048,742	13,416,189	22.7%
8	Subtotal - Table and Other Games	129	\$ 15,586,455	\$ 71,976,539	21.7%
9	Poker	78	\$1,885,954		
10	<b>Total - Table and Other Games</b>	<b>207</b>	<b>\$ 17,472,409</b>		


<b>Slot Machines:</b>					
11	\$ .01 and .02 Slot Machines	123	995,440	7,210,017	13.8%
12	\$ .05 Slot Machines	920	5,590,147	55,655,201	10.0%
13	\$ .25 Slot Machines	2,151	9,583,950	110,490,051	8.7%
14	\$ .50 Slot Machines	325	1,239,492	13,864,965	8.9%
15	\$ 1.00 Slot Machines	687	4,731,426	76,336,662	6.2%
16	\$ 5.00 Slot Machines	136	1,493,891	39,070,565	3.8%
17	\$ 25.00 Slot Machines	13	321,418	4,940,550	6.5%
18	\$100.00 Slot Machines	13	47,000	2,632,900	1.8%
19	Multi-denominational Slot Machines	13	53,519	395,215	13.5%
20	Other Slot Machines	38	270,837	6,789,164	4.0%
21	<b>Total - Slot Machines</b>	<b>4,419</b>	<b>\$ 24,327,120</b>	<b>\$ 317,385,290</b>	<b>7.7%</b>
22	<b>Total Gross Revenue</b>		<b>\$ 41,799,529</b>		

**TAX ON GROSS REVENUE**

23	Year-to-Date Table and Other Games Gross Revenue.....	\$ 17,472,409	
24	Year-to-Date Slot Machine Gross Revenue.....	\$ 24,327,120	
25	Year-to-Date Total Gross Revenue.....		<b>\$ 41,799,529</b>
26	Tax on Gross Revenue (8% of line 25).....		\$ 3,343,962
27	Less - Total Tax Paid in Prior Months.....		
28	<b>Total Tax Required for this Month (line 26 less line 27).....</b>		<b>\$ 3,343,962</b>
29	Total Progressive Payout Liability - End of Month.....	\$389,639	
30	Authorized Casino Square Footage - End of Month.....	120,549	
31	Authorized Simulcasting Square Footage - End of Month.....	38,547	
32	Simulcasting Revenue for the Month.....	\$63,877	
33	Simulcasting Handle for the Month.....	\$740,402	

Under penalties of perjury, I declare that I have examined this report, and to the best of my knowledge and belief, it is true and complete

02/09/05  
DATE

  
 \_\_\_\_\_  
 Ford Palmer

V P of Casino Fin Ops 4086-11  
 \_\_\_\_\_  
 TITLE (LICENSE NUMBER)

**TRUMP TAJ MAHAL CASINO RESORT**  
**MONTHLY GROSS REVENUE TAX RETURN**  
**SCHEDULE OF OTHER GAMES**  
**FOR THE MONTH OF JANUARY, 2005**

Line (a)	Type of Game (b)	Authorized Units (c)	Win or (Loss) (d)	Drop/Handle (e)	Win or (Loss) Percentage (f)
1	Red Dog				0.0%
2	Sic Bo	1	36,448	79,628	45.8%
3	Pai Gow Poker	7	455,890	2,231,363	20.4%
4	Pai Gow	4	226,076	1,180,600	19.1%
5	Pokette				0.0%
6	Double Down Stud Poker				0.0%
7	Keno	2	44,386	145,014	30.6%
8	Caribbean Stud Poker	3	179,733	699,667	25.7%
9	Let it Ride Poker	3	214,959	1,049,449	20.5%
10	Super 7 1/2				0.0%
11	Mini-Craps				0.0%
12	Three Card Poker	9	889,876	4,269,286	20.8%
13	Caribbean Draw Poker				0.0%
14	Mini-Dice				0.0%
15	Fast Action Hold 'Em				0.0%
16	Casino War				0.0%
17	Countdown				0.0%
18	Spanish 21	5	526,037	1,828,857	28.8%
19	Colorado Hold'Em Poker				0.0%
20	Multi-Bacc				0.0%
21	Wild Aruba Stud Poker				0.0%
22	Monopoly Poker				0.0%
23	Table Slots				0.0%
24	Rainbow Dice				0.0%
25	Triple Shot				0.0%
26	Blackjack Switch				0.0%
27	Let's Get Wild Poker				0.0%
28	Boston 5 Stud Poker	1	37,432	140,075	26.7%
29	Double Cross Poker				0.0%
30	Double Attack Blackjack	2	161,653	543,004	29.8%
31	Shao Pai Gow				0.0%
32	6 to 5 Blackjack				0.0%
33	Four Card Poker	3	276,252	1,249,246	22.1%
34	Suspense 21				0.0%
35	Two Card Royal				0.0%
36	Players Choice Poker				0.0%
37	Superfun 21				0.0%
38	Hawaii Hi-Lo				0.0%
	Total -(Must agree with line 7 on Pg 1)	40	3,048,742	13,416,189	22.7%