

ADVERTISEMENT FOR BIDS

Project No: P1113-04 – Demolition of Various Dwellings
Location: 39, 67, 68, 70, 101 and 104 Weber Avenue, Sayreville, Middlesex County, NJ

**A NON-MANDATORY PRE-BID MEETING IS SCHEDULED FOR 9:00 A.M., JUNE 4, 2014.
LOCATION: 67 WEBER AVENUE, SAYREVILLE, N.J. CONTACT PERSON: WALTER
FERNANDEZ (609) 290-8741.**

**IT IS HIGHLY RECOMMENDED CONTRACTORS ATTEND THIS NON-MANDATORY PRE-BID
MEETING.**

**Sealed proposals must be received and time-stamped in the Plan Room, Division of Property
Management & Construction, 33 West State Street, 9th Floor, (PO Box 034) Trenton, NJ 08625 until 2:00
p.m. on June 17, 2014 for:**

**Single Bid (lump sum all trades)
General Construction (C008) or
General Construction/Alterations & Additions (C009) or
Demolition (C021)
\$438,720.**

**IN ACCORDANCE WITH N.J.S.A. 52:32-2, THIS PROJECT SHALL BE BID AS A SINGLE BID
(LUMP SUM ALL TRADES). BIDDER MUST BE CLASSIFIED THEMSELVES OR NAME THEIR
CLASSIFIED SUBCONTRACTOR(S) FOR THE FOLLOWING TRADE(S):**

Asbestos Removal / Treatment (C092)

**FAILURE TO LIST CLASSIFIED SUBCONTRACTORS WILL DEEM THE BID NON-
RESPONSIVE.**

**CLASSIFIED DPMC CONTRACTORS/SUBCONTRACTORS MAY BE FOUND AT DPMC'S
WEBSITE LISTED BELOW:**

http://www.state.nj.us/treasury/dpmc/contract_search.shtml

Bid Documents may be examined at the above address or obtained for a document fee based on the individual trade estimate shown above, as follows: Trade Estimate up to \$100,000 – No Fee, in excess of \$100,000 - \$65.00. An additional \$25.00 fee is required for mailing of bid documents. All fees are non-refundable and must be received by the Division before documents will be released. A company check payable to the “Treasurer, State of New Jersey” is required. Contact **Cathy Douglass at (609) 777-3094** for further information. Mailing address is as follows: Regular Mail (DPMC, P.O. Box 034, Trenton, NJ 08625) or Overnight Mail (DPMC, 33 West State St, 9th Fl, Trenton, NJ 08608).

Bidders must be classified by the Division under N.J.S.A. 52:35 and must submit bid security as provided in General Conditions, Revised May 2014. No bidder may withdraw his bid for 60 calendar days after the opening. The State may reject any and all bids.

Bidders are required to comply with the requirements of P.L. 1975, c. 127, N.J. Law Against Discrimination.

**RICHARD M. FERRARA, ASSISTANT DEPUTY DIRECTOR
CONTRACTS & PROCUREMENT
DIVISION OF PROPERTY MANAGEMENT & CONSTRUCTION
STATE OF NEW JERSEY
DEPARTMENT OF THE TREASURY
P. O. BOX 034
TRENTON, NJ 08625-0034**

SPECIFICATION

DEMOLITION OF DWELLINGS

39 Weber Avenue

67 Weber Avenue

68 Weber Avenue

70 Weber Avenue

101 Weber Avenue

104 Weber Avenue

SAYREVILLE, MIDDLESEX COUNTY, N.J.

PROJECT NUMBER P1113-04

STATE OF NEW JERSEY

Honorable Chris Christie, Governor

Honorable Kim Guadagno, Lieutenant Governor



DEPARTMENT OF THE TREASURY

Andrew P. Sidamon-Eristoff, State Treasurer

DIVISION OF PROPERTY MANAGEMENT AND CONSTRUCTION

Steven Sutkin, Director

Richard Flodmand, Deputy Director

URS ARCHITECTS/ENGINEERS INC.

1255 Broad Street, Ste 201

Clifton, New Jersey 07013

Tel: 973.883.8500 Fax: 973.883.8501

A handwritten signature in blue ink that reads "James M. Gilson".

James Gilson

New Jersey Architect - License Number 21A101194400

May 12, 2014

STATE OF NEW JERSEY
DEPARTMENT OF TREASURY
DIVISION OF PROPERTY MANAGEMENT AND CONSTRUCTION
PO BOX 034, TRENTON, NJ 08625-0034

PROJECT #: P1113-04

A/E: URS Architects/Engineers Inc.

DATE: 5/12/14

BULLETIN "A"

Bidder must acknowledge receipt of this Bulletin on bid form in the space provided therefore.

This Bulletin is issued for the purpose of amending certain requirements of the original Contract Documents, as noted hereinafter, and is hereby made part of and incorporated in full force as part of the Contract Documents. Unless specifically noted or specified hereinafter, all work shall comply with the applicable provisions of the Contract Documents.

Pursuant to Executive Order No. 125, signed by Governor Christie on February 8, 2013, the Office of the State Comptroller ("OSC") is required to make all approved State contracts for the allocation and expenditure of federal reconstruction resources available to the public by posting such contracts on an appropriate State website. Such contracts are posted on the New Jersey Sandy Transparency website at:

<http://nj.gov/comptroller/sandytransparency/contracts/sandy/>.

The contract resulting from this RFQ/RFP is subject to the requirements of Executive Order No. 125. Accordingly, the OSC will post a copy of the contract, including the RFQ/RFP, the winning bidder's proposal and other related contract documents for the above contract on the Sandy Transparency website.

In submitting its proposal, a bidder may designate specific information as not subject to disclosure. However, such bidder must have a good faith legal and/or factual basis to assert that such designated portions of its proposal (i) are proprietary and confidential financial or commercial information or trade secrets or (ii) must not be disclosed to protect the personal privacy of an identified individual. The location in the proposal of any such designation should be clearly stated in a cover letter, and a redacted copy of the proposal should be provided.

The State reserves the right to make the determination as to what is proprietary or confidential, and will advise the winning bidder accordingly. The State will not honor any attempt by a winning bidder to designate its entire proposal as proprietary, confidential and/or to claim copyright protections for its entire proposal. In the event of any challenge to the winning bidder's assertion of confidentiality with which the State does not concur, the bidder shall be solely responsible for defending its designation.

END OF BULLETIN "A"



State of New Jersey

DEPARTMENT OF TREASURY
DIVISION OF PROPERTY MANAGEMENT & CONSTRUCTION
P O BOX 034
TRENTON NJ 08625-0034

CHRIS CHRISTIE
Governor

KIM GUADAGNO
Lt Governor

ANDREW P. SIDAMON-LRISTOFF
State Treasurer

STEVEN SUTKIN
Director

June 11, 2014

SUBJECT: Bulletin "B" dated June 11, 2014

RE: Project #P1113-04- Demolition of Dwellings – 39, 67, 68, 70, 101, 104
Weber Avenue, Sayreville, NJ, Middlesex County

Gentlemen:

We are forwarding a copy of the above referenced bulletin. Please acknowledge receipt by returning this form to the address listed below. Fax copy will also be acceptable.

Division of Property Management & Construction
Attention: Richard Ferrara
Contracts & Procurement
P. O. Box-034
Trenton, New Jersey 08625-0034
FAX #: 609-777-1970

Very truly yours,

Richard Ferrara, Assistant Deputy Director
Contracts & Procurement

Date Received

Firm Name

Address

Signature

Title

Attachment (s)

ODC 513
(2/99)

STATE OF NEW JERSEY
DEPARTMENT OF TREASURY
DIVISION OF PROPERTY MANAGEMENT AND CONSTRUCTION
PO BOX 034, TRENTON, NJ 08625-0034

PROJECT # P1113-04
Demolition of Dwellings
39, 67, 68, 70, 101, 104 Weber Avenue
Sayreville, NJ Middlesex County

A/E: URS Architects/Engineers Inc.

DATE: 6/11/14

BULLETIN "B"

Bidder must acknowledge receipt of this Bulletin on bid form in the space provided therefor.

This Bulletin is issued for the purpose of supplementing, clarifying and amending certain requirements of the original Contract Documents, as noted hereinafter, and is hereby made part of and incorporated in full force as part of the Contract Documents. Unless specifically noted or specified hereinafter, all work shall comply with the applicable provisions of the Contract Documents.

1. Pre-Bid meeting took place on June 4, 2014. List of attendees is attached.
2. DPMC provided Pre-Bid Meeting Agenda Handout.
3. Three corrections to Pre-Bid Meeting Agenda Handout:
 - a. Section 2.i, Page 2, *Post Bid Review with Apparent Low Bidder*: "Contractor must bring estimator, ~~subs~~ and also ACM sub-contractor to the meeting." The word "subs" is in error. Subs are not required to attend the meeting.
 - b. Section 4, Page 3, Project Description-Project Architect: Replace "Dana M. Boyadjian, PE of CDM Smith" with "Philipp Sieber, PE, URS Architects/Engineers Inc."
 - c. Section 4.iv Special Features/Requirements Bullet Points, Item 2, "Before Photos:" This item is not required. Photos would be for the Contractor's benefit only.
4. Items emphasized by DPMC at the Pre-Bid Meeting include:
 - a. Safety is paramount. Any contractor observed operating in an unsafe manner will be shut down. A Safety Plan must be submitted to DPMC at the Pre Construction Meeting. The Safety Plan is to be available/displayed on site for each project (Task Order).
 - b. All fences must be stable, installed correctly and must be secured. A contractor may eliminate the middle fence between two properties that are within the same Task Order and scheduled for demolition.
 - c. The Contractor shall make every effort to protect and preserve the fences of neighboring properties NOT scheduled for demolition. If the Contractor damages any item belonging to a neighboring property not scheduled for demolition, the Contractor must replace/repair that item, at his expense, to the homeowner's satisfaction.
 - d. All contractors are to control dust during demolition and loading of demolition materials into dumpster. Contractor is to use a fire hose to control dust. A garden type hose is **unacceptable**.

- e. Each Task Order (group of houses) shall have one FULL TIME Superintendent on site, at all times that shall be available to answer questions about the job and/or safety of the job. The Superintendent is to be a “competent” person who has knowledge about the job and is capable of talking about the job intelligently with the DPMC.
 - f. The Contractor may utilize the existing hard surface driveway (concrete, asphalt or stone) as a “Stabilized Construction Entrance” (S.C.E.) and does not have to install a separate S.C.E. The Contractor must keep all mud, debris etc. from demolition activities on the S.C.E./Site. The Contractor will be responsible for cleaning/removing any dirt, mud, dust or debris from public streets and/or sidewalk that result from demolition activity. If this is not done then a tracking pad will be required.
 - g. There is one (1) house that is in Danger of Collapse. Contractor must make a decision in field as to whether he wants to enter the home for abatement, demolition or other purposes. If Contractor selects to not enter the home, DPMC will provide authorization to demolish the house as a “hot house” (no abatement required). If the Contractor selects to enter this home, no Change Orders will be issued for any additional effort or materials required to do so. The home in Danger of Collapse is as follows:
 - i. 70 Weber Avenue
 - h. DMPC (Walt Fernandez) must be provided with a 48-hour notice prior to start demolition work on a given house.
 - i. Contractor will be responsible for obtaining the Final Abatement Clearance Statement required for the demolition permit.
5. Specification Section 020590 shall be amended as follows:
- a. Subsection 3.9.A: Replace “The Owner’s Representative/IHT” with “The Contractor.”
 - b. Subsection 4.1.A: Replace “The Owner’s Representative/IHT” with “The Contractor.”
 - c. Subsection 4.1.A.1: Remove this Subsection.
 - d. Subsection 4.1.C: Replace “The Owner’s Representative/IHT” with “The Contractor.”

**THE DUE DATE FOR SUBMITTAL OF BIDS FOR THIS PROJECT REMAINS 2:00PM,
TUESDAY, JUNE 17, 2014**

END OF BULLETIN “B”

Table of Contents

Instructions to Bidders & General Conditions

TECHNICAL SPECIFICATIONS

PAGE NO.

Division 1 - General Requirements

Section 011100	Summary	011100-1
Section 013000	Administrative Requirements	013000-1
Section 013216	Construction Progress Schedule	013216-1
Section 014113	Regulatory Compliance	014113-1 through 2
Section 014523	Testing and Inspection Services	014523-1
Section 015100	Temporary Utilities	015100-1
Section 015526	Traffic Controls	015526-1
Section 015626	Temporary Fencing	015626-1
Section 016100	Product Requirements	016100-1 through 2
Section 017800	Closeout Submittals	017800-1

Division 2 - Site Work

Section 020590	Removal of Asbestos Materials	020590-1 through 12
Section 020700	Demolition	020700-1 through 7

Division 22 – Mechanical

Section 220000	Plumbing	220000-1 through 2
----------------	----------	--------------------

Division 31 – Earth Work


Section 312300	Excavation, Backfilling, and Grading	312300-1 through 2
Section 312500	Erosion and Sedimentation Controls	312500-1 through 3

Division 32 – Exterior Improvements

Section 329200	Turf and Grasses	329200-1 through 3
----------------	------------------	--------------------

Appendix A Asbestos Laboratory Test Results

STATE OF NEW JERSEY
DEPARTMENT OF THE TREASURY
DIVISION OF PROPERTY MANAGEMENT AND CONSTRUCTION



REVISED
MAY 2014

INSTRUCTIONS TO BIDDERS
AND
GENERAL CONDITIONS

TABLE OF CONTENTS

INSTRUCTIONS TO BIDDERS

IB 1 Bid Proposals	5
IB 2 Bid Modification.....	7
IB 3 Consideration of Bid.....	7
IB 4 Awards	8
IB 5 Qualification of Bidders.....	8
IB 6 Deposit and Bid Bond.....	9
IB 7 Performance and Payment Bond.....	10
IB 8 Bulletins and Interpretations	11
IB 9 Assignments.....	11
IB 10 Federal Excise Taxes and State Sales Tax	11
IB 11 Restrictive Specifications.....	12
IB 12 Offer of Gratuities.....	12

GENERAL CONDITIONS

ARTICLE 1 - GENERAL PROVISIONS	15
1.1 Definitions.....	16
1.2 Contract Documents to be provided by DPMC	17
1.3 Intent of the Contract	17
1.4 Workdays	19
1.5 Assignments.....	19
1.6 State Sales Tax.....	19
ARTICLE 2 - OWNER/DPMC	20
2.1 DPMC's Representation	20
2.2 Right to Perform Work	19
2.3 Means and Methods	19
ARTICLE 3 - Architect/Engineer.....	20
3.1 Duties and Responsibilities.....	21
3.2 Progress Meetings.....	21
3.3 Site Observations	21
3.4 Shop Drawings and Submittals and Invoices.....	21
3.5 Payment Approvals.....	21
ARTICLE 4 - THE CONTRACTOR	22
4.1 Review of the Contract Documents and Field Conditions.....	22
4.2 Insurance.....	23
4.3 Permits, Laws, and Regulations.....	23
4.4 Responsibility for the Work.....	24
4.5 Indemnification	25
4.6 Supervision	25
4.7 Shop Drawings and Other Submittals.....	26
4.8 As-Built Drawings	29
4.9 Excavations, Cutting and Patching	30
4.10 Testing.....	30

4.11	Equipment and Materials	31
4.12	Temporary Facilities	32
4.13	Storage and Site Maintenance.....	37
4.14	Cut-overs and interruptions.....	39
4.15	Protection/Safety.....	39
4.16	Uncovering and Correction of Work	40
4.17	Layout and Dimensional Control.....	42
4.18	Project Sign.....	42
4.19	Security	42
4.20	DPMC Field Office.....	43
4.21	Photographs.....	43
4.22	Repair of Finished Surfaces, Applied Finishes, Glass	43
ARTICLE 5 - SUBCONTRACTORS		44
5.1	Subcontractors and Material Supplier Approvals.....	44
5.2	Contractor-Subcontractor Relationship	44
ARTICLE 6 - CONSTRUCTION PROGRESS SCHEDULE		46
6.1	General.....	46
6.2	Construction Progress Schedule (Critical Path Method -- CPM Consultant Retained by the State)	46
6.3	Construction Progress Scheduling Provided by the Contractor.....	55
ARTICLE 7 - CONTRACT DURATION/TIME OF COMPLETION		58
7.1	Contract Duration/Notice to Proceed.....	58
7.2	Substantial Completion.....	58
7.3	Final Completion	58
7.4	Partial Occupancy for Use	59
7.5	Delay, Disruption and Interference.....	59
ARTICLE 8 - CLOSE-OUT		62
8.1	Close-out Procedures/Final Payment.....	62
8.2	Operations, Equipment and Maintenance Manuals	62
8.3	Training.....	62
8.4	Guarantee	63
ARTICLE 9 - PAYMENTS.....		64
9.1	Invoices	64
9.2	Interest.....	64
9.3	Schedule of Values and Final Payment	65
9.4	Certification of Payments to Subcontractor.....	67
9.5	Stored Materials.....	67
9.6	Allowances.....	67
9.7	Retainage.....	67
9.8	Miscellaneous	68
ARTICLE 10 - CHANGES IN THE WORK		70
10.1	Changes in the Work.....	70
10.2	Acceleration	72
ARTICLE 11 - CLAIMS AND DISPUTES.....		73
11.1	Contractor Claims	72
11.2	Mutual Rights and Responsibilities of All Contractors and the A/E	72

ARTICLE 12 - TERMINATION/SUSPENSION	74
12.1 Suspension of the Work / Stop Work	74
12.2 Termination for Cause	74
12.3 Owner's Right to Complete the Work.....	74
12.4 Termination for Convenience	75
ARTICLE 13 - OTHER REQUIREMENTS	77
13.1 Prevailing Wage.....	77
13.2 Patents	78
13.3 Right to Audit	78
13.4 Insurance	79
13.5 Assignment of Antitrust Claims.....	83
END, GENERAL CONDITIONS	83

INSTRUCTIONS TO BIDDERS

IB 1 Bid Proposals

IB 1.1 Sealed proposals for the work described herein must be received and time-stamped in the Plan Room, Division of Property Management and Construction (DPMC), 9th Floor, 33 West State Street, P O Box 034, Trenton, NJ 08625-0034. The closing date and time for bids will be stated in the Advertisement for Bid. Bidders are cautioned that reliance on the US Postal Service or other mail delivery or courier service for timely delivery of proposals is at the bidders' risk. Failure by a bidder to have a sealed proposal reach DPMC by the prescribed time will result in rejection of the unopened submission.

IB 1.2 Bids may be accepted on the following branches of work, as applicable:

- a. Lump Sum All Trades
- b. General Construction
- c. Structural Steel
- d. Plumbing
- e. Heating, Ventilating and Air Conditioning
- f. Electrical
- g. Special Categories as may be required

IB 1.3 Contractors classified by DPMC may obtain contract documents at the DPMC address above, or upon written request, subject to payment of applicable fees. Each bidder is herewith put on notice that its general classification by DPMC is not the sole basis for qualification for the award of work. The Director reserves the right to deny award to any bidder that is not clearly responsible, based upon experience, past performance, financial capability or other material factors, to perform the work required herein.

IB 1.4 The schedule of non-refundable bid fees below is based upon individual trade construction cost estimates. Upon request and at no cost the DPMC will furnish a set of the contract documents for review in the offices of the division at the address noted in paragraph IB1.1 above.

DPMC BID DOCUMENTS FEE SCHEDULE (PER PACKAGE):

<u>TRADE ESTIMATE</u>	<u>DOCUMENT FEE</u>	<u>MAILING FEE</u>
\$100,000 or less	No charge	\$25.00
Greater than \$100,000	\$ 65.00	\$25.00

IB 1.5 Bid proposals based upon the plans, specifications, general, special and supplementary conditions and bulletins shall be deemed as having been made by the contractor with full knowledge of the conditions therein. Bidders are required to visit the site prior to submitting proposals for the work herein described, and to have thoroughly examined the conditions under which the contract is to be executed, including those reasonably observable conditions of the premises which would hinder, delay, or otherwise affect the performance of the contractor required under the terms of the contract. The State will not allow claims for additional costs as a result of the contractor's failure to become aware of the reasonably observable conditions affecting its required performance. The bidder is required to make appropriate allowances in the preparation of the bid for the

accommodation of such conditions. Bidders must warrant in the bid documents that the bidder is familiar with conditions existing at the site at the time the bid is submitted.

IB 1.6 Bid proposals shall be submitted on the standard form provided by DPMC, enclosed in a sealed envelope issued by DPMC. The name and address of the bidder must be indicated on the envelope, as well as indication of the DPMC project number, project location and other appropriate identification.

IB 1.7 All amounts in the bid documents shall be stated in numerical figures only.

IB 1.8 The bidder must include in the bid envelope: (1) the proposal signed by the bidder, (2) the executed affidavit of non-collusion, (3) the executed Source Disclosure Certification Form as further described in section IB1.11, (4) the executed Disclosure of Investment Activities in Iran Form and (5) bid security as further described in Section IB6.

IB 1.9 Proposals shall remain open for acceptance and may not be withdrawn for a period of 60 calendar days after the bid opening date.

IB 1.10 Proposals not submitted and filed in accordance with instructions contained herein and in the Advertisement for Bids may be rejected as non-responsive.

IB 1.11 Procurement Reform

- a. **RESTRICTIONS ON POLITICAL CONTRIBUTIONS** – In accordance with N.J.S.A. 19:44A-20.13, *et seq.*, bidders submitting a bid on or after October 15, 2004, shall be required to submit a Certification and Disclosure Form and Ownership Disclosure Form for all Business Entities. These forms must be submitted by the bidder and approved prior to contract award.

N.J.S.A. 19:44A-20.13, *et seq.*, prohibits State departments, agencies and authorities from entering into a contract that exceeds \$17,500 with an individual or entity that has made a contribution to that political party committee. N.J.S.A. 19:44A-20.13, *et seq.*, further requires the disclosure of all contribution to any political organization organized under section 527 of the Internal Revenue Code that also meets the definition of “continuing political committee” within the meaning of N.J.S.A. 19:44A-3(n) and N.J.A.C. 19:25-1.7. The successful bidder shall also be required to adhere to all continuing obligations contained in N.J.S.A. 19:44A-20.13, *et seq.*, regarding contributions and disclosures as required in N.J.S.A. 19:44A-20.13, *et seq.*

- b. **Source Disclosure Certification** - Pursuant to N.J.S.A. 52:34-13.2, *et seq.*, all bidders submitting a proposal shall be required to complete a Source Disclosure Certification that all services will be performed in the United States. The bidder shall disclose the location by country where services under the contract will be performed and any subcontracted services will be performed. The Source Disclosure Certification will be attached to the bid proposal.
- c. **MacBride Principles** - Pursuant to N.J.S.A. 52:34-12.2, a bidder must complete a certification on the DPMC form provided prior to contract award to attest, under penalty of perjury, that neither the person or entity, nor any of its parents, subsidiaries, or affiliates pursuant to N.J.S.A. 52:34-12.2, that the bidder has no ongoing business activities in Northern Ireland and does not maintain a physical

presence therein through the operation of offices, plants, factories, or similar facilities, either directly or indirectly, through intermediaries, subsidiaries or affiliated companies over which it maintains effective control; or will take lawful steps in good faith to conduct any business operations it has in Northern Ireland in accordance with the MacBride principles of nondiscrimination in employment as set forth in N.J.S.A. 52:18A-89.8 and in conformance with the United Kingdom's Fair Employment (Northern Ireland) Act of 1989, and permit independent monitoring of their compliance with those principles. If a contractor who would otherwise be awarded a contract or agreement does not complete the certification, then the Director may determine, in accordance with applicable law and rules, it is in the best interest of the State to award the contract or agreement to the next responsible bidder who has completed the certification. If the Director finds the contractor to be in violation of the principles which are the subject of this law, s/he shall take such action as may be appropriate and provided for by law, rule or contract, including, but not limited to, imposing sanctions, seeking compliance, recovering damages, declaring the contractor in default and seeking debarment or suspension of the contractor.

- d. Investment Activities in Iran - Pursuant to N.J.S.A. 52, 32-55, *et seq.*, any person or entity that submits a bid or proposal or otherwise proposes to enter into or renew a contract must complete a certification with their bid on the DPMC form provided to attest, under penalty of perjury, that neither the person or entity, nor any of its parents, subsidiaries, or affiliates, is identified on the Department of Treasury's Chapter 25 list as a person or entity engaging in investment activities in Iran. The Chapter 25 list is found on the Division of Purchase and Property's website at www.state.nj.us/treasury/purchase/pdf/Chapter25List.pdf. Bidders must review this list prior to completing the certification. Failure to complete the certification may render a bidder's proposal non-responsive. If the Director finds a person or entity to be in violation of law, s/he shall take action as may be appropriate and provided by law, rule or contract, including but not limited to, imposing sanctions, seeking compliance, recovering damages, declaring the party in default and seeking debarment or suspension of the party.

IB 2 Bid Modification

IB 2.1 A bidder may modify its bid proposal by electronic mail or letter at any time prior to the scheduled closing time for receipt of bids, provided such communication is received by the DPMC prior to such closing time. A mailed confirmation of any modification signed by the bidder must have been mailed and time-stamped by the US Postal Service prior to the specified closing time. Such confirmation, whether transmitted electronically or by mail, shall be accompanied by a newly executed affidavit of non-collusion.

IB 2.2 Communications shall not reveal the basic bid price but shall only provide the amount to be added, subtracted or modified so that the final prices or terms will not be revealed until the sealed proposal is opened. If written confirmation of the telegraphic modification is not received within two working days after the scheduled closing time, no consideration will be given to the telegraphic modification.

IB 2.3 Bids may be withdrawn upon receipt of a bidder's written request prior to the time fixed for the bid opening. A bidder's right to withdraw a bid is lost after a bid has been opened. If an error has been made in the bid amount, request for relief from the bid may be made in writing to the Director. The written request shall be signed by an authorized corporate officer. A determination of whether the bidder will be released shall be at the sole discretion of the Director, who shall issue a finding within five working days of receipt of all pertinent information relating to such request for relief.

IB 3 Consideration of Bids

IB 3.1 Award of Contracts or Rejection of Bids:

- a. Contracts will be awarded to the lowest responsible bidder. The awards will be made, or the bids rejected, within 60 calendar days from the date of the opening of bids. At the discretion of the Director, a bid extension may be requested from the bidders if circumstances warrant an extension.
- b. The Director reserves the right to award the contract on the basis of the single bid for the entire work, or on the basis of a separate bid and alternate, or any combination of separate bids and alternates, which the Director deems best serves the interest of the State.
- c. The Director reserves the right to waive any bid requirements when such waiver is in the best interests of the State, and where such waiver is permitted by law. Such waiver shall be at the sole discretion of the Director.
- d. The Director reserves the right to reject any and all bids when such rejection is in the best interests of the State. The Director also may reject the bid of any bidder which, in the Director's judgment, is not responsible or capable of performing the contract obligations based on financial capability, past performance, or experience. A bidder whose bid is so rejected may request a hearing before the Director by filing a written notice.

IB 3.2 The bidder to be awarded the contract shall execute and deliver the requisite contract documents, including payment and performance bonds, within the time specified. Upon the bidder's failure or refusal to comply in the manner and within the time specified, the Director may either award the contract to the next low responsible bidder or re-advertise for new proposals. In either case, the Director may hold the defaulting bidder and its surety liable for the difference between the applicable sums quoted by the defaulting bidder and the sum which the State may be obligated to pay to the contractor which is contracted to perform and complete the work of the defaulting bidder.

IB 4 Awards

IB 4.1 In executing a contract, the successful bidder agrees to perform the required work in a good and workmanlike manner to the reasonable satisfaction of the Director, and to complete all work within the number of calendar days specified in its contract.

IB 4.2 Successful bidders will be notified of the time and place for the signing of contracts. Key requirements in the contract, including, but not limited to, the number of days of performance of the contract, manner and schedule of payments, and other administrative details will be reviewed at the award meeting. The time and place of the first job meeting will be announced at the award meeting.

IB 4.3 The State reserves the right to award the contract upon the basis of a single bid for the entire work, or on the basis of separate bids for each prime trade when the total of the separate bids is less than the single bid. Alternates will be accepted or rejected in numerical sequence as cited in the bid documents and shall not be selected at random except as provided herein. Add alternates and deduct alternates will be specified separately. The State may choose from the add and deduct alternates without priority between the two groups so long as selection within each group is in numerical sequence from the first to the last. This limitation shall not apply, however, to any alternates concerning proprietary items. The Director, with the approval of the Using Agency, may accept alternates out of sequence, provided the Director states the reasons for so doing, in writing, within five working days following the opening of bids.

IB 4.4 Should submission of unit prices be required for specified items of work in bid proposals, they will be considered in the evaluation of bids as set forth in the bid proposal form.

IB 4.5 The successful bidder and all of its subcontractors are required to comply with the requirements of N.J.S.A. 10:5-31 et seq., regarding Equal Employment Opportunity in Public Works Contracts.

IB 5 Qualification of Bidders

IB 5.1 If the successful bidder is a corporation not organized under the laws of the State of New Jersey or is not authorized to do business in this State (foreign corporation), the award of the contract shall be conditioned upon the prompt filing by the said corporation of a certificate to do business in this State and complying with the laws of this State in that regard. This filing must be made with the Division of Revenue. No award of contract will be made until the Division of Revenue confirms this authorization.

IB 5.2 The State requires that each contractor, except in the case of a single contractor, shall perform a minimum of 35 percent of the contract work by the contractor's own forces. However, the Director has the sole discretion to reduce this percentage depending upon the nature and circumstances in any particular case, if the Director determines that to do so would be in the best interests of the State, and provided that the bidder submits a written request with the original bid proposal.

IB 5.3 The State reserves the right to reject a bidder at any time prior to the signing of a contract if information or data is obtained which, in the opinion of the Director, adversely affects the responsibility and/or the capability of the bidder to undertake and to complete the work, regardless of the bidder's previous qualification or classification. The State may

conduct any investigation as it deems necessary to determine the bidder's responsibility and capacity, and the bidder shall furnish all information and data for this purpose as requested by the State.

IB 5.4 Each bidder must be classified by DPMC in accordance with the provisions of the classification statute, N.J.S.A. 52:35-1, *et seq.*. In the case of a single bid for all of the work, the bidder shall include in the bid the names of its principal subcontractors (in categories as listed in IB1.2 above), which must also be classified in accordance with the said statute.

IB 5.5 At the time of the bid due date, the bidder and the subcontractors must be registered in accordance with “The Public Works Contractor Registration Act”, N.J.S.A. 34:11-56.48, *et seq.* All questions regarding registration shall be addressed to:

Contractor Registration Unit
New Jersey Department of Labor
Division of Wage & Hour Compliance
P O Box 389
Trenton NJ 08625-0389
Telephone: 609-292-9464
FAX: 609-633-8591

IB 5.6 In accordance with N.J.S.A. 52:32-44, *et seq.* Public Law 2001, Chapter 134, all contractors and subcontractors providing goods/services to State agencies and authorities are required to provide the contracting agency or authority with proof of registration with the Department of Treasury, Division of Revenue. The basic registration process involves the filing of Form NJ-Reg., which can be filed online at www.state.nj.us/njbgs/services.html or by calling (609) 292-7077 or (609) 292-1730.

IB 6 Deposit and Bid Bond

IB 6.1 The Proposal, when submitted, shall be accompanied by a Bid Bond satisfactory to the Director, for the sum of not less than fifty percent (50%) of the Total Bid including alternates, if applicable.

IB 6.2 The Bid Bond shall be properly filled out, signed, and witnessed.

IB 6.3 The Bid Bond shall be accompanied by a copy of the power of attorney executed by the surety company or companies. The power of attorney shall set forth the authority of the attorney-in-fact who has signed the bond on behalf of the surety company to bind the company and shall further certify that such power is in full force and effect as of the date of the bond.

IB 6.4 If the bidder whose proposal is accepted is unable to provide the performance and payment bonds or fails to execute a contract, then such bidder and the bid bond surety, where applicable, shall be obligated to pay to the State the difference between the amount of the bid and the amount which the State contracts to pay another party to perform the work. The bidder and the surety shall pay, upon demand, the entire amount of the State's difference in cost. Should there be a deficiency in excess of the bid deposit, the bidder shall make immediate payment to the State for any such deficiency. Nothing contained herein shall be construed as a waiver of any other legal remedies that the State may have against the contractor.

IB 6.5 Attorneys-in-fact who sign bid bonds or contract bonds must file a certified power-of-attorney with the State indicating the effective date of that power.

IB 7 Performance and Payment Bond

IB 7.1 The successful bidder shall furnish within ten (10) calendar days after notice of award both a performance bond in statutory form in an amount equal to one hundred percent (100%) of the total contract price as security for the faithful performance of this contract and a payment bond in statutory form in amount equal to one hundred percent (100%) of the contract price as security for the payment of all persons and firms performing labor and furnishing materials in connection with this contract. The performance bond and the payment bond may be combined or in separate instruments in accordance with law. If combined, they must be for 200% of the award amount. No contract shall be executed unless and until each bond is submitted to and approved by the State. The surety must be presently authorized to do business in the State of New Jersey. In addition to the other coverage provided, the Bond shall cover all Contract guarantees and any other guarantees/warranties issued by the Contractor.

IB 7.2 The cost of all performance and payment bonds shall be paid for by the successful bidder.

IB 7.3 If at any time the State, for justifiable cause, is dissatisfied with any surety which has issued or proposes to issue a performance or payment bond, the contractor shall, within ten calendar days after notice from the State to do so, substitute an acceptance bond (or bonds). The substituted bond(s) shall be in such form and sum and executed by such other surety or sureties as may be satisfactory to the State. The premiums on such bond(s) shall be paid by the contractor. No contract shall be executed and/or no payment made under a contract until the new surety or sureties shall have furnished such an acceptable bond to the State.

IB 7.4 Bonds must be legally effective as of the date the contract is signed. Each must indicate the contractor's name exactly as it appears on the contract. Current attorney-in-fact instruments and financial statement of the surety must be included with the bonds. Bonds must be executed by an authorized officer of the surety. Bonds furnished under this section shall conform in all respects to the requirement and language of NJSA 2A:44-143 to 147.

IB 8 Bulletins and Interpretations

IB 8.1 No interpretation of the meaning of the plans, specifications or other pre-bid documents will be provided to any bidder unless such interpretation is made in writing to all prospective bidders prior to the opening of bids. Any such interpretations must be identified in bid proposals submitted. Any interpretations which are not entered in accordance with this provision shall be unauthorized and not binding upon the State.

IB 8.2 Every request for an interpretation relating to clarification or correction of the plans, specifications, or other bid documents must be made in writing, addressed to the architect/engineer and the DPMC Director, and must be received at least five (5) working days prior to the date fixed for the opening of the bids. Any and all interpretations, clarifications or corrections and any supplemental instructions must be issued by the Director in the form of written bulletins and mailed by certified mail, return receipt requested, or by electronic notice to all prospective bidders not later than three (3) working days prior to the date of the opening of bids. All bulletins issued shall become part of the

contract documents and shall be acknowledged in all bid proposals. Failure of a bidder to acknowledge receipt of all such bulletins and interpretations by the time of bid opening shall result in its proposal being considered non-responsive, at the option of the Director.

IB 8.3 Each bidder shall be responsible for thoroughly reviewing the contract documents prior to the submission of bids. Bidders are advised that no claim for expenses incurred or damages sustained as a result of any error, discrepancy, omission, or conflict in the contract documents shall be recognized by the State unless, and only to the extent that, a written request for interpretation, clarification or correction has been submitted in compliance with Section IB8.2 and provided the matter has not been addressed by the State through the issuance of a bulletin interpreting, clarifying or correcting such error, discrepancy, omission or conflict.

IB 9 Assignments

IB 9.1 The contractor shall not assign all or any part of this contract without written consent of the State. Money due (or to become due) the contractor hereunder shall not be assigned for any purposes whatsoever.

IB 10 Federal Excise Taxes and State Sales Tax

IB 10.1 In general, bidders, in preparing bids, must take into consideration applicable Federal and State tax laws.

IB 10.2 Materials, supplies or services for exclusive use in erecting structures or buildings or otherwise improving, altering or repairing all State-owned property are exempt from the State sales tax. The successful bidder must submit Division of Taxation form ST13, Exempt Use Certificate, to the seller of all materials, supplies or services that will be incorporated into the Work.

IB 10.3 Bidders must determine the current status and applicability of any tax laws, and the contractor may make no claim based upon any error or misunderstanding as to the applicability of any tax laws.

IB 10.4 Purchases or rentals of equipment are not exempt from any tax under the State Sales Tax Act.

IB 11 Restrictive Specifications

IB 11.1 Should any bidder determine before the bid due date that any portion of the specifications or drawings specify a particular product which can be provided by only one supplier or manufacturer, with the result that competitive prices are not available, the bidder shall immediately notify the Director in writing of such fact.

IB 11.2 If such notice is not given in a timely manner, it shall be assumed that the bidder has included the estimate of such sole source in the bid. However, if the Director is notified in a timely manner of the sole source of supply or manufacture, the Director may order the product re-bid or take other lawful action. Such action shall be at the Director's sole discretion.

IB 12 Offer of Gratuities

IB 12.1 Bidders are advised that the laws of New Jersey (NJSA 52:34-19) make it a misdemeanor to offer, pay or give any fee, commission, compensation, gift or gratuity to any person employed by the State. Also, Executive Order #189 (1988) requires that all requests for proposals and contracts issued by the State specify prohibitions on vendor (contractor) activities, the violation of which shall render the vendor liable to ineligibility for State contracts, pursuant to the debarment procedures set forth in N.J.A.C. 17:19-4.1., *et seq.* These prohibited activities include the following:

- a. No vendor shall pay, offer to pay, or agree to pay, either directly or indirectly, any fee, commission, compensation, gift, gratuity, or other thing of value of any kind to any State officer or employee or special State officer or employee, as defined by NJSA 52:34D-13b. and e., in the Department of Treasury or any other agency with which such vendor transacts or offers or proposes to transact business, or to any member of the immediate family, as defined by NJSA 52:13D-13i., of any such officer or employee, or any partnership, firm, or corporation with which they are employed or associated, or in which such officer or employee has an interest within the meaning of NJSA 52:13D-13g.
- b. The solicitation of any fee, commission, compensation, gift, gratuity or other thing of value by any State officer or employee or special State officer or employee from any State vendor shall be reported in writing forthwith by the vendor to the Attorney General and the Executive Commission on Ethical Standards.
- c. No vendor may, directly or indirectly, undertake any private business, commercial or entrepreneurial relationship with, whether or not pursuant to employment, contract or other agreement, express or implied, or sell any interest in such vendor to, any State officer or employee or special State officer or employee having any duties or responsibilities in connection with the purchase, acquisition or sale of any property or services by or to any State agency or any instrumentality thereof, or with any person, firm or entity with which he is employed or associated or in which he has an interest within the meaning of NJSA 52:13D-13g. Any relationships subject to this provision shall be reported in writing forthwith to the Executive Commission on Ethical Standards, which may grant a waiver of this restriction upon application of the State offer or employee or special State officer or employee upon a finding that the present or proposed relationship does not present the potential, actuality or appearance of a conflict of interest.
- d. No vendor shall influence, or attempt to influence or cause to be influenced, any State officer or employee or special State officer or employee in his official capacity in any manner which might tend to impair the objectivity or independence of judgment of said officer or employee.
- e. No vendor shall cause or influence, or attempt to cause or influence, any State officer or employee or special State officer or employee to use, or attempt to use, his official position to secure unwarranted privileges or advantages for the vendor or any other person.

- f. The provisions cited above in paragraphs IB12.1.a. through e. shall not be construed to prohibit a State officer or employee or special State officer or employee from receiving gifts from or contracting with vendors under the same terms and conditions as are offered or made available to members of the general public subject to any guidelines the State Ethics Commission on Ethical Standards may promulgate under paragraph IB12.1.c. above.

END OF INSTRUCTIONS TO BIDDERS

GENERAL CONDITIONS

ARTICLE 1 - GENERAL PROVISIONS

1.1 DEFINITIONS:

1.1.1 Architect/Engineer: The Architect/Engineer (“A/E”) is the consultant engaged by the DPMC to prepare the design and perform certain contract administration functions in accordance with the provisions of its contract with the DPMC.

1.1.2 Bulletin: A document, issued by DPMC prior to the opening of bids, which supplements, revises or modifies the bid document(s).

1.1.3 Change in the Work: A change in the Project and the Contract Documents, including, but not limited to, an increase or decrease in the Work, an acceleration or extension of time for the performance of the Work.

1.1.4 Change Order: A written order, directing or authorizing a Change in the Work executed by the DPMC and agreed to by the Contractor (except in the case of unilateral change orders executed by DPMC) that includes all adjustments to work, compensation and/or time warranted by the Change in the Work.

1.1.5 Code Official: the individual licensed by the NJ Department of Community Affairs authorized to enforce the NJ Uniform Construction Code (UCC) and approve or reject the Work for NJ UCC compliance.

1.1.6 Construction Management Firm or “CMF”: A person or firm that may be engaged by the DPMC to assist DPMC in the administration of its contracts.

1.1.7 Contract: The entire and integrated agreement between the Contractor and the DPMC encompassing all of the Contract Documents.

1.1.8 Contract Documents: The executed form of Contract, General Conditions, Supplementary Conditions, Supplementary Instructions, Bulletins, plans, specifications, instructions to bidders, addenda, responses to requests for information, Price Proposal, Change Orders, other amendments, including construction change directives, and all exhibits, appendices and documents attached to or referenced in any of the foregoing materials.

1.1.9 Contract Limit Lines The lines shown on the Contract Drawings that define the boundaries of the Project, and beyond which no construction work or activities may be performed by the Contractor unless otherwise noted on the drawings or specifications.

1.1.10 Contractor: The business entity with whom the DPMC enters a contract for the performance of the construction of a construction Project by the terms set forth in the Contract Documents.

1.1.11 Contract Price: The sum stated in the Contract, as it may be adjusted in accordance with the Contract Documents, that represents the total amount payable by the DPMC to the Contractor for performance of the Work.

1.1.12 Day: A calendar day, unless otherwise designated.

1.1.13 Director: The person authorized by statute to administer the design, engineering and construction of all State buildings and facilities. The Director is the contracting officer representing the State personally or through authorized representatives in all relationships with Contractors, consultants and Architects/Engineers. This includes designees or an authorized administrative contracting officer acting within the limits of his or her authority. The Director or his or her duly authorized representative is the interpreter of the conditions of this contract and the judge of its performance.

1.1.14 Division of Property Management and Construction (DPMC): The State of New Jersey's contracting agency for the design and construction of State facilities.

1.1.15 Final Acceptance and Completion: The date following receipt and acceptance by DPMC of all administrative and close-out documents. Following acceptance, the DPMC will issue a Certificate of Final Acceptance and Completion for the Project.

1.1.16 Generally Accepted Accounting Principles: The common set of accounting principles, standards and procedures that companies use to compile their financial statements. Accounting records must identify all labor and material costs and expenses, whether they are direct or indirect. The identity must include at least the Project number for direct expenses and/or account number for indirect expenses.

1.1.17 NJUCC or Code: The New Jersey Uniform Construction Code which governs the permit and approval process for construction projects.

1.1.18 Notice: A written directive or communication given by DPMC to the Contractor to act or perform work or carry out some other contractual obligation, or a written communication to be served by the Contractor upon the State. A notice served on the Contractor will be deemed to have been duly served if delivered to an individual or member of the firm or entity or to an officer of the corporation for whom it was intended. This includes regular mail, e-mail, delivery by courier, or registered or certified mail, or facsimile to the Contractor's business address cited in the Contract documents. A notice from the Contractor to the State shall be deemed to have been duly served only if delivered to the Director or the Director's duly authorized representative.

1.1.19 Notice to Proceed: The written communication issued by the DPMC to the Contractor directing the Contractor to begin the Work. The contract calendar day duration period will commence on the effective date noted.

1.1.20 Project: The term for the entire public works engagement. It includes the design, construction work and all administrative aspects required to fully complete the engagement.

1.1.21 Punch List: The list of incomplete or defective Work, compiled by DPMC and/or its authorized representative, which remains to be completed after achievement of Substantial Completion.

1.1.22 Schedule: The time tracking mechanism that establishes the Project's allotted time requirements for completion as more specifically described in Article 6 of these General Conditions. When the construction activity items of the schedule have a monetary value associated with them, the schedule is referred to as a "costed" or "cost-loaded" schedule.

1.1.23 Site: The geographical location of the facility or property at which the Work under the Contract is to be performed.

1.1.24 State or Owner: The State of New Jersey, acting through DPMC.

1.1.25 Subcontractor: The business entity that enters into an agreement with the Contractor for the performance of work or materials under this Contract. Also refers to any agreement between a Subcontractor and any of lower tier Subcontractors. Such an agreement creates no relationship, legal or otherwise, between the DPMC and the Subcontractor(s) and/or lower tier Subcontractor(s).

1.1.26 Substantial Completion: The date when all essential requirements of the Contract Documents have been satisfied so that the purpose of the Contract Documents is accomplished, as determined by the DPMC including training of staff by the Contractor on all equipment, and resulting in the issuance of a temporary Certificate of Occupancy, a permanent Certificate of Occupancy or a permanent Certificate of Acceptance and when the Work and the facility can be safely occupied and used in accordance with its intended purpose. DPMC may condition issuance of a Certificate of Substantial Completion upon satisfactory receipt of critical documents.

1.1.27 Unit Schedule Breakdown: A detailed list of the Work activities required for Project construction, other elements associated with fulfilling the requirements of the Contract (bonds, insurance, etc.), major items of material, labor or equipment, and the prices associated with each of them.

1.2.28 Using Agency: The State department or agency for whom the construction project is being completed.

1.1.29 Work: All construction, supervision, labor, material and equipment necessary to complete the obligations under the Contract including Operation and Maintenance Manuals, Punch List completion, and As-Built Documents.

1.2 CONTRACT DOCUMENTS TO BE PROVIDED BY DPMC

Upon Contract award, the DPMC will furnish to the Contractor, free of charge, three copies of the drawings and specifications, and any additional instructions by means of supplemental contract documents as otherwise necessary for the proper execution of the Work, unless otherwise provided in the Contract Documents. Upon request, additional copies of the contract documents will be furnished at the Contractor's expense.

1.3 INTENT OF THE CONTRACT

1.3.1 The drawings, specifications and all of the Contract Documents are intended to require the Contractor to provide for everything necessary to accomplish the proper and complete finishing of all work. For the Project, the Contractor shall perform all of the obligations and work identified in the Contract Documents, regardless of the manner in which it is divided among the trades or the order in which it appears in the Contract Documents. All work and materials included in the specifications and not shown on the drawings, or shown on the drawings and not in the specifications shall be performed and/or furnished by the Contractor. The Contractor shall include any incidental materials

and/or Work not indicated in the drawings and/or the specifications which are nevertheless necessary for the development of the Project and are reasonably inferable from the contract documents and industry practice. The Contractor shall perform all such work and furnish all such materials as if particularly delineated or described in the contract documents as part of the bid proposal.

1.3.2 The Contractor acknowledges that in preparing its bid, the Contractor had the obligation to raise any reasonably observable errors, omissions, ambiguities or discrepancies and request an interpretation of the alleged errors, omissions, ambiguities or discrepancies. If the Contractor failed to do so, it will have waived all rights to a Change Order or claim and the Contractor will be responsible to complete the Work as required, consistent with the intent of the Contract Documents as interpreted by the DPMC, without additional compensation.

1.3.3 No interpretation of the meaning of the plans, specifications or other Contract Documents provided prior to bid submission shall be binding upon the State for any purpose unless issued in a Bulletin.

1.3.4 The Contractor shall abide by and comply with the intent and meaning of the Contract Documents taken as a whole, and shall not take advantage of any error or omission, should any exist. Should the Contractor become aware of the existence of any error, omission or discrepancy, the Contractor shall immediately notify the DPMC and the Architect/Engineer of any such errors, omissions, ambiguities or discrepancies and seek correction or interpretation thereof prior to commencement of the Work at issue. The Architect/Engineer shall issue a written interpretation. The Contractor shall do no work outside of the Contract Documents, unless written authorization to proceed from the DPMC is received by the Contractor.

1.3.5 Each and every provision required by law to be inserted in the Contract Documents is deemed to have been inserted therein. If any such provision has been omitted or has not been correctly inserted, then upon application of either party, the Contract may be modified to provide for such insertion or correction.

1.3.6 The order of precedence pertaining to interpretation of Contract Documents is as follows:

- a. Executed Contract
- b. Bulletins and Instructions
- c. Supplemental General Conditions
- d. Specifications and General Conditions
- e. Drawings, in the following order of precedence:
 - (1) Notes on drawings
 - (2) Large scale details
 - (3) Figured dimensions
 - (4) Scaled dimensions

1.3.7 Where there may be a conflict in the Contract Documents not resolvable by application of the provisions of this Article, then the more expensive labor, materials, or equipment shall be assumed to be required and shall be provided by the Contractor.

1.3.8 On all work, it shall be the responsibility of the Contractor, by personal inspection of the existing building, facility, plant or utility systems, to ascertain the accuracy of any information given. This shall be the case, whether or not such information is indicated on the drawings, included in the specifications, or shown in any other documentation that is available. The Contractor shall have an affirmative duty to make reasonable inquiry for all available information. The Contractor shall include the costs of all material and labor required to complete the Work based on inspection and reasonably observable conditions.

1.4 WORKDAYS

Regular working hours will be defined in the Contract Documents. Changes thereto may be granted with written approval of the DPMC representative. Any work required to be performed after regular working hours or on Saturdays, Sundays, or legal holidays as specially set forth in the Contract documents, as may be reasonably required and consistent with contractual obligations, shall be performed at the amount set forth in the Contractor's bid without additional expense to the State. The Contractor shall obtain written approval of the DPMC representative for performance of work after regular working hours or on non-regular workdays at least forty-eight (48) hours prior to the commencement of overtime, unless such overtime work is caused by an emergency. If the Contractor seeks such approval for the overtime work, same shall be performed at no additional cost to the DPMC except in the event of an emergency, at which time, the DPMC, in its sole discretion, shall determine if the submitted overtime is compensable.

1.5 ASSIGNMENTS

The Contractor shall not assign all or any part of this Contract without the written consent of the Director. Money due (or to become due) the Contractor hereunder shall not be assigned for any purpose whatsoever without the written consent of the Director.

1.6 STATE SALES TAX

1.6.1 Materials, supplies or services for exclusive use in the construction of structures or buildings or otherwise improving, altering or repairing all State-owned property are exempt from the State sales tax.

1.6.2 Purchases or rentals of equipment are not exempt from any tax under the State Sales Tax Act.

ARTICLE 2 - OWNER/DPMC

2.1 DPMC'S REPRESENTATION

The DPMC will be represented on the Project by DPMC's designated representative(s). DPMC's designated representative(s) have only those duties that are required of the Owner under this Contract.

2.2 RIGHT TO PERFORM WORK

The DPMC may, and reserves the right to, enter upon the premises at any and all times during the progress of the Work, or cause others to do so, for the purpose of performing any work or installing any apparatus or carrying on any construction not included in the Contract Documents, or for any other reasonable purpose.

The DPMC shall have the right to defer the beginning of Work or to suspend the whole or any part of the Work whenever, in the sole discretion of the DPMC, it may be necessary or expedient for the State to do so.

2.3 MEANS AND METHODS

The State will not be responsible for, nor have control or charge of construction means, methods, techniques, sequences of procedures, or safety precautions and programs in connection with the Work. The State will not be responsible for, nor have control or charge of, the acts or omissions of the Contractor, Subcontractors, or any of their agents or employees, or any other person performing any of the Work.

ARTICLE 3 - ARCHITECT/ENGINEER

3.1 DUTIES AND RESPONSIBILITIES

3.1.1 The Architect/Engineer (“A/E”) is the consultant engaged by the DPMC to prepare the design and perform certain contract administration functions in accordance with the provisions of its contract with the DPMC.

3.2 PROGRESS MEETINGS

The Architect/Engineer will attend, chair and issue record minutes of bi-weekly job progress meetings.

3.3 SITE OBSERVATIONS

3.3.1 The Architect/Engineer will monitor the execution and progress of the Work. The Architect/Engineer will at all times be provided access to the Work. The Contractor shall provide facilities for such access so as to enable the Architect/Engineer to perform its functions.

3.3.2 The Architect/Engineer will not be responsible for, nor have control or charge of construction means, methods, techniques, sequences of procedures, or safety precautions and programs in connection with the Work. The Architect/Engineer will not be responsible for, nor have control or charge of, the acts or omissions of the Contractor, Subcontractors, or any of their agents or employees, or any other person performing any of the Work.

3.4 SHOP DRAWINGS AND SUBMITTALS AND INVOICES

As more specifically described in Article 4, the Architect/Engineer will review, approve or take other appropriate action relating to Contractor’s submittals, including shop drawings, product data and samples, and as – built drawings, to assure conformance with the requirements of the Contract. Such actions shall be taken with reasonable promptness. Approval of a specific item shall not indicate approval of an assembly of which the item is a component.

3.5 PAYMENT APPROVALS

3.5.1 The Architect/Engineer is responsible for the timely review of all invoices submitted by the Contractor. The Architect/Engineer shall inform the Contractor of any deficiencies therein. When the payment voucher is deemed accurate, the Architect/Engineer shall recommend approval of Contractor invoices.

3.5.2 The Architect/Engineer will review and recommend approval of Contractor closeout documentation in conjunction with the final application for payment.

ARTICLE 4 - THE CONTRACTOR

4.1 REVIEW OF THE CONTRACT DOCUMENTS AND FIELD CONDITIONS

4.1.1 The Contractor has the duty to thoroughly examine and be familiar with all of the Contract Documents and the Project site. The Contractor shall investigate and accurately determine the nature and location of the Work, the current building equipment and systems, labor and material conditions, and all matters which may in any way affect the Work or its performance.

4.1.2 The Contractor shall be deemed to have verified all reasonably observable conditions outside the Contract limit lines to determine whether any conflict exists with the Work that the Contractor is required to perform under the Contract. This includes but is not limited to a check on elevations, utility connections and other site data. If a condition changed from the time of the bid to the time of the issuance of the Notice to Proceed, the Contractor shall notify the Architect/Engineer immediately. The Contractor shall immediately report any conflicts prior to the bid proposal due date or waive any claim for additional compensation arising from such conflict.

4.1.3 During the progress of the Work, the Contractor shall immediately report in writing any alleged error, inconsistency, ambiguity or omission in the Contract Documents to DPMC. The Contractor shall not continue with any work that is affected by such alleged error, inconsistency, ambiguity or omission until the DPMC has had the opportunity to respond. Any error, inconsistency, ambiguity or omission shall be addressed pursuant to appropriate procedures set forth in these General Conditions.

4.1.4 Following notification of an alleged error, inconsistency, ambiguity or omission, the DPMC may issue supplemental instructions for the proper execution of the Work. The Contractor shall do no work without proper supplemental instructions. In giving such supplemental instructions, the DPMC will have the right to direct the Contractor to make minor changes in the Work without payment of additional monies. This provision is not intended to infringe upon or limit the DPMC's authority to otherwise direct changes in the Work, described elsewhere in these general conditions.

4.1.5 Where certain work is shown in complete detail, but not repeated in similar detail in other areas of the drawings, or if there is an indication of continuation with the remainder being shown only in outlines, the Work shown in detail shall be understood to be required in other like portions of the Project.

4.1.6 Unless otherwise directed in writing by the DPMC, the Contractor shall perform no portion of the Work without appropriate approvals as may be applicable and required by the Contract Documents.

4.1.7 Unless otherwise provided in the Contract Documents, the Contractor shall provide and pay for all labor, equipment, materials, tools, construction equipment and machinery, water, heat, utilities, transportation and other facilities and services necessary for the proper execution, protection, and completion of the Work.

4.2 INSURANCE

The Contractor shall secure and maintain in force, for the term of the Contract, insurance coverage provided in Section 13.4. The Contractor shall provide the State of New Jersey with current certificates of insurance for all coverage and renewals thereof which must contain a provision that the insurance provided in the certificate shall not be canceled for any reason except after thirty (30) calendar day's written notice to the State of New Jersey. If cancellation occurs, the Contractor shall immediately procure new coverage, not allowing any lapse of coverage to occur.

4.3 PERMITS, LAWS, AND REGULATIONS

4.3.1 The DPMC shall obtain and pay for the construction permits and inspections (building, plumbing, electrical, elevator and fire), required by the Department of Community Affairs (DCA). When permits are issued by DCA, the appropriate licensed Contractors and/or Subcontractors shall be required to fill out the Contractor section of the Sub-Code Technical Section and sign and affix their raised seal thereto.

4.3.2 Unless otherwise provided in the Contract Documents, the Contractor shall secure and pay for all other permits and governmental fees, licenses and inspections necessary for the proper execution and completion of the Work, and which are legally required at the time of receipt of bids.

4.3.3 All work must be done in accordance with the NJUCC. No work requiring inspections and approval by construction NJUCC code officials is to be covered or enclosed prior to inspection and approval by the appropriate NJUCC enforcement officials.

4.3.4 The Work performed pursuant to this Contract is exempt from local ordinances, codes and regulations as related to the building and the Site on which it is located, except in certain limited circumstances, where construction could adversely affect adjacent property, public sidewalks and/or streets. In those instances, the Contractor shall coordinate its activities with municipal and/or highway authorities having appropriate jurisdiction.

4.3.5 Immediately upon receipt of the contract award documents from the DPMC, the Contractor shall notify all utility companies involved regarding utility services required for completion of the Work. Such notification shall be in addition to any notification requirements imposed by law, including, without limitation, the Underground Facility Protection Act, N.J.S.A. 48:2-73, et seq.

4.3.6 The Contractor shall perform all soil conservation measures in accordance with County Soil Conservation District requirements.

4.3.7 The Contractor shall perform all sewage disposal work in conformance with the regulations of the State's Department of Environmental Protection.

4.3.8 The Contractor shall be responsible for obtaining timely NJUCC inspections of the Work from the applicable State agency. The Contractor shall request such

inspections through DPMC authorized representatives allowing for sufficient notice to enable NJUCC inspections to be scheduled without delay to the Work.

4.3.9 Consistent with section 4.4 of these General Conditions, the Contractor shall be responsible for its own actions and protect, defend and indemnify the State from all fines, penalties or loss incurred for, or by reason of, the violation of any municipal ordinance or regulation or law of the State while the said work is in progress.

4.3.10 The Contractor shall comply with the Federal Occupational Safety and Health Act of 1970 and all of the rules and regulations promulgated there under.

4.3.11 If the Contractor causes a substantial violation of a State, local or federal statute or regulation on the Project, DPMC may declare the Contractor to be in default, and/or terminate the Contract.

4.3.12 Prior to the start of any crane equipment operations, the Contractor shall make all necessary applications and obtain all required permits from the Federal Aviation Administration (F.A.A.). When the F.A.A. has jurisdiction, the sequence of operations, timing and methods of conducting the Work shall be approved by the F.A.A.

4.3.13 The Contractor will establish an approved Silica Health and Safety Program when tasks generating crystalline silica dust are being performed. This program shall include engineering, work practice, and respiratory protection controls to reduce worker exposure to airborne respirable crystalline dust to levels that are as low as reasonably achievable. When tasks are performed that generate airborne crystalline dust, the Contractor will minimize worker exposure to dust by one, or a combination of the following methods: 1) dust suppression with water, 2) local exhaust ventilation to a high-efficiency dust collector, and/or 3) appropriate respiratory protection devices. The Contractor shall provide a trained, competent person, as defined by OSHA 29 CFR 1926, on site at all times to implement the Silica Health and Safety Program when tasks generating crystalline silica dust are being performed.

4.4 RESPONSIBILITY FOR THE WORK

4.4.1 The Contractor shall be responsible to the State and to any separate Contractors and/or consultants including, without limitation, the Architect/Engineer, for the acts, errors and omissions of its employees, Subcontractors and their agents and employees that injure, damage or delay such other Contractors and/or consultants in the performance of their work.

4.4.2 The Contractor shall be responsible for all damage or destruction caused directly or indirectly by its operations to all parts of the Work, both temporary and permanent, and to all adjoining property.

4.4.3 The Contractor shall, at its own expense, protect all finished work and keep the same protected until the Project (or identifiable portions thereof, that are declared as substantially complete and being used) is completed and accepted.

4.4.4 The Contractor shall be responsible for safety and for any damage or injury which may result from the Contractor's failure or improper construction, maintenance or operation.

4.4.5 In order to protect the lives and health of its employees, the Contractor shall comply with all applicable statutes and regulations and pertinent provisions of the "Manual of Accident Prevention in Construction" issued by the Associated General Contractors of America, Inc. and shall maintain accurate records of all cases of death, occupational disease, and injury requiring medical attention or causing loss of time from work arising out of and in the course of employment on work under the Contract. If a conflict should exist with the requirements of the Federal Occupational Safety and Health Act of 1970, then the most stringent statute or pertinent provision shall apply.

4.5 INDEMNIFICATION

4.5.1 The Contractor shall assume all risk of and responsibility for, and agrees to protect, defend and indemnify the State of New Jersey, its agents, and its employees, from and against, any and all claims, demands, suits, actions, recoveries, judgment and costs of expenses in connection therewith on account of the loss of life, property, injury or damage to the person, body or property of any person or persons whatsoever, resulting from the Contractor's performance on the Project or through the use of any improper or defective machinery, implements or appliances, or through any act or omission on the part of the Contractor or its agents, employees or servants, which shall arise from or result directly or indirectly from the Work and/or materials supplied under this Contract. This indemnification obligation is not limited by, but is in addition to, the insurance obligations contained in this Contract.

4.5.2 In any and all claims against the State or any of its agents or employees, any employees of the Contractor or Subcontractor or anyone directly or indirectly employed by any of them, or anyone for whose acts any of them may be liable, the indemnification obligation under this section shall not be limited in any way as to the amount or type of damages, compensation or benefits payable by or for the Contractor or any Subcontractor under worker's compensation acts, disability benefit acts, or other employee benefit acts.

4.6 SUPERVISION

4.6.1 The Contractor shall attentively supervise and direct the Work. The Contractor shall be solely responsible for all construction means, methods, techniques, sequences and procedures and for coordinating all portions of the Work under the Contract.

4.6.2 The Contractor shall employ a full-time competent superintendent and necessary foremen and assistants, who shall be in attendance on the Project Site during the progress of the Work. The superintendent shall represent the Contractor, and all communications given to the superintendent shall be binding upon the Contractor. The State reserves the right to require a change in superintendent if the superintendent's performance, as judged by the DPMC, is deemed to be inadequate. Upon application in writing, and if deemed appropriate and expressly approved by the DPMC, the requirement for a full-time superintendent may be waived. If such a waiver is permitted, the Contractor shall employ a full-time competent foreman who shall be in attendance on the site during the progress of work and shall represent the Contractor, and all communications given to the foreman

shall be binding upon the Contractor. The Contractor shall not employ persons unfit or unskilled in the assigned area of work.

4.6.3 The Contractor shall ensure that its Subcontractors shall likewise have competent superintendents in charge of their respective portions of the Work at all times. Upon application in writing, and if deemed appropriate and expressly approved by the DPMC, the requirement for a full-time superintendent may be waived. If such a waiver is permitted, the Subcontractor shall employ a full-time competent foreman who shall be in attendance on the site during the progress of work and shall represent the subcontractor, and all communications given to the foreman shall be binding upon the subcontractor. The Subcontractor shall not employ persons unfit or unskilled in the assigned area of work. If it becomes apparent that a Subcontractor does not have its portion of the Work under control of a competent foreman, the Contractor shall have the obligation to take appropriate steps to immediately provide proper supervision.

4.6.4 The Contractor shall employ qualified competent craftsmen in their respective lines of work. The State may require evidence that all employees have received sufficient training to execute the Work.

4.6.5 If, due to a trade agreement or project labor agreement, standby personnel are required to supervise equipment installation or for any other purpose during the normal working hours of other trades, the Contractor normally required to provide the standby services shall be deemed to have evaluated and included the costs thereof in its bid price and shall provide said services without additional charge.

4.6.6 The Contractor shall at all times enforce strict discipline and good order among its employees and shall not employ any unfit person or anyone not skilled in the task assigned.

4.7 SHOP DRAWINGS AND OTHER SUBMITTALS

4.7.1 The Contractor shall, within two weeks of the Notice to Proceed, submit to the Architect/Engineer, shop drawings and sample submission schedule for approval, which shall be used as a basis for complying with the overall progress schedule. The Contractor shall obtain, from its Subcontractor(s), all submittals including shop drawings, details, and schedules. The Contractor shall review the submittals for completeness and conformity with the Contract Documents, and shall stamp the submittals "approved". The Contractor shall promptly forward two copies of each submittals in reproducible form to the Architect/Engineer, so as to cause no delay in its own work or that of any other contractor. The DPMC Project number and the drawing and specification references shall be written or typed on all submissions. Failure to comply with these instructions will be sufficient reason to return the drawing to the Contractor without approval and any resulting delay in the Project shall be the sole responsibility of the Contractor.

4.7.2. The Architect/Engineer will review shop drawings and other submittals with reasonable promptness. The Contractor shall promptly make any corrections, if required by the Architect/Engineer, and resubmit a reproducible copy for approval. Within five (5) working days of final approval, the Contractor shall send the Architect/Engineer a

minimum of seven (7) prints of the finally approved shop drawings as well as seven (7) copies of all catalog cuts.

4.7.3 The Contractor shall prepare original shop drawings, and not simply copy the Contract Drawings for submission as shop drawings. All shop drawing sizes shall be in multiples of 9" x 12" (e.g., 18" x 24", 24" x 27", 24" x 36", etc.) as approved by the Architect/Engineer.

4.7.4 Any deviations or changes from the requirements of the Contract Documents, must be approved by the Architect/Engineer. A Contractor seeking approval for any deviations or changes must: a) make a written request for the proposed change; b) provide to the Architect/Engineer a detailed narrative description of the proposed change; c) highlight on the applicable drawing the proposed change; and d) furnish a detailed description of all potential impacts on the schedule and project budget.

4.7.5 Substitutions

4.7.5.1 Where any particular brand or manufactured article is specified, it shall be regarded as a standard. Similar products of other manufacturers, capable of equal performance and quality, may be accepted if approved by the Architect/Engineer and accepted by DPMC in writing.

4.7.5.2 In the event that a Contractor proposes a substitution to the specified equipment or materials, it shall be the Contractor's responsibility to submit proof of equality and to provide and pay for any tests which may be required by the DPMC in order to evaluate the proposal. If there is a substantial cost savings between the substitution and the specified equipment or material, the difference will be returned to the State in the form of a credit Change Order.

4.7.5.3 The application for the approval of a substitution must be submitted on the State form within 10 days of Notice to Proceed. Further, the submission shall include the following requirements:

- a. A Full and complete identification information;
- b. The identification of the paragraph and section of the specifications for which the substitution is proposed. The attachment of data indicating in detail whether and how the equipment or material differs, if at all, from the article specified;
- d. A detailed explanation of any effect the proposed substitution will have on the scope of the Work and a certification that the Contractor agrees to be responsible for any and all resulting added costs to its Work and to any additional costs incurred by the Architect/Engineer in time, labor and/or redesign of the Contract Documents;
- e. The submission of documents that demonstrate proof of equality, along with an agreement to have such tests performed at the Contractor's own expense as may be required for approval by the DPMC and/or the Architect/Engineer. The Contractor shall be responsible for the cost of reviews by the Architect/Engineer of subsequent submissions of additional information.

4.7.5.4 No Contractor shall base a bid on a substitution that may have been approved on previous Projects. Bids shall be based solely on plans and specifications of this Project.

4.7.5.5 The Contractor shall not proceed with the purchase or installation of a substitution without the written approval of DPMC. Any such installation may result in the assessment of costs for its removal at the Contractor's expense, and/or other damages and/or termination of the Contract for default.

4.7.6 Additional Submissions

4.7.6.1 Samples: The Contractor shall furnish, for approval, all required samples. Such samples shall be submitted in accordance with the shop drawing and sample submittal schedule. All work must be installed in accordance with approved samples.

4.7.6.2 Utility Service Connections: With respect to plumbing, fire-protection, HVAC, electrical and other machinery and mechanical equipment items requiring utility service connections, the Contractor must submit the respective shop drawings with the manufacturer's certified rough-in drawings, indicating accurate locations and sizes of all service utility connections.

4.7.6.3 Sleeve and Opening Drawings: Prior to installing service utilities or other piping, through structural elements of the building, the Contractor shall prepare and submit, for approval by the Architect/Engineer, accurate dimensional drawings indicating the positions and sizes of all sleeves and openings required to accommodate the Work and installation of the Contractor's piping, equipment, etc. All such drawings must contain reference to the established dimensional grid of the building. Such drawings must be submitted in accordance with the approved shop drawing and sample submission schedule.

4.7.6.4 Control Valve and Circuit Location Charts and Diagrams: For all plumbing, fire-protection, HVAC and electrical work, the Contractor shall prepare a complete set of inked or typewritten control valve and circuit location diagrams, charts and lists identifying and locating all such items, and shall place the charts, diagrams and lists under frame glass in designated equipment rooms. The Contractor shall also furnish one-line diagrams, as well as such color-coding of piping, wiring and other necessary identifications as specified or required. This information is to be framed under glass and displayed where directed.

4.7.6.5 Coordination Drawings: The Contractor shall create and update a complete, composite set of Coordination Drawings. The purpose of these drawings is to identify coordination and interference problems prior to installation. Coordination Drawings are required for all equipment rooms, above ceiling spaces, shared chases, and other areas where the Work of two or more trades is to be installed. The drawings shall be drawn to a scale not smaller than 1/4"=1'-0" (30"x42" sheet size) and shall show clearly in both plan and elevation that all Work can be installed without interference. At a minimum these drawings shall indicate:

- a. The interrelationship of equipment and systems;
- b. Required installation sequences;

- c. Equipment foundations and pads, equipment, piping, conduits, racks, ductwork, insulation, panels, control centers, sprinkler and fire protection systems etc. and required clearances.

The Contractor shall prepare the coordination drawings based on the submitted shop drawings and Contract Documents. The Contractor shall prepare, submit and receive approvals for the Coordination Drawings before any sleeves or inserts are set, any floor openings are core drilled, or any equipment, equipment foundations, or related work is installed. The cost of preparing approved Coordination Drawings shall be included in the Contractor's price. DPMC may require the Contractor to identify Coordination Drawings as an item within the Schedule of Values, and incorporate them into in the Project schedule.

4.8 AS-BUILT DRAWINGS

4.8.1 The Contractor and each Subcontractor shall maintain on the Project Site at all times one set of drawings to be marked "AS-BUILT." The DPMC has the right to rely on accuracy of the "as-built" drawings provided by the Contractor. During the course of the Project, the Contractor shall mark these drawings with colored pencils to reflect any changes, as well as the dimension and the location of all pipe runs, conduits, traps, sprinkler and fire protection lines, footing depths or any other information not already shown on the drawings or differing therefrom. All buried utilities outside the building shall be located by a survey performed by a licensed surveyor who shall certify as to its accuracy. These marked-up drawings and surveys shall remain current and shall be made available to the DPMC or Architect/Engineer at all times during the progress of the Work.

4.8.2 In instances where shop drawings and/or erection drawings, of a scale larger than the Contract Drawings, are prepared by the Contractor, such drawings may be acceptable "as-built" drawings provided they are updated. A master sheet of the same dimensions as the Contract Drawings shall be prepared by the Contractor that shall indicate, sheet by sheet, a cross-reference to all shop drawings pertaining to that drawing.

4.8.3 The Contractor shall submit the "as-built" documents to the Architect/Engineer with a certification as to the accuracy of the information thereon at the time of Contract completion and before final payment will be made to the Contractor. After acceptance by the Architect/Engineer, the Contractor will furnish two sets of all shop drawings used for "as-built" documentation.

4.8.4 All "as-built" drawings as submitted by Contractors shall be dated and labeled "AS-BUILT" above the title block. This information shall be checked, edited and certified by the Architect/Engineer, who will then transpose such information from the Contractor's "as-built" drawings to the original drawings. Where shop drawings have been used by the Contractor for "as-built" documentation, the master sheet providing cross reference information, as described in section 4.8.2, shall be included in the set of "as-built" drawings furnished to DPMC.

4.9 EXCAVATIONS, CUTTING AND PATCHING

4.9.1 Soil borings, test pits or other subsurface information may be secured by an independent Contractor retained by the State prior to design and construction of the Project and, if obtained, may be included in the Contract Documents for the Contractor's use. The Contractor assumes full responsibility for interpretation of said information.

4.9.2 The Contractor shall be responsible for furnishing and setting of sleeves, built-in items, anchors, inserts, and other necessary materials for its work and for all cutting, fitting, closing in, patching, finishing, or adjusting of its work in new and/or existing construction, as required for the completed installation.

4.9.3 Approval in writing from the DPMC and the Architect/Engineer must first be obtained by the Contractor before cutting or boring through any roof, floor beams, floor construction or structural members.

4.10 TESTING

4.10.1 The Contractor shall notify the DPMC in writing of all work required to be inspected or tested. The notice shall be provided no later than five working days prior to the scheduled inspection or test. The Contractor shall bear all costs of such inspections or tests, except for Code inspections as stated in section 4.3 of this document.

4.10.2 When mechanical, electrical or other equipment is installed, it shall be the responsibility of the installing Contractor to maintain, warrant and operate it for such period of time as required by the Contract Documents or as necessary for the proper inspection and testing of the equipment and for adequately instructing the State's operating personnel. All costs associated with the maintenance, warranty, operations, inspection and testing of equipment, as well as instructing State personnel, shall be borne by the Contractor installing the equipment. All tests shall be conducted in the presence of, and upon timely notice to, the DPMC, prior to acceptance of the equipment.

4.10.3 DPMC shall have the authority to direct in writing that special or additional inspections or tests be performed. The Contractor shall comply and give notice as detailed above.

4.10.4 In the event such special or additional inspections or testing reveal a failure of the Work to comply with the terms and conditions of the Contract, the Contractor shall bear all costs thereof, including all costs incurred by the State made necessary by such failures.

4.10.5 The Contractor shall utilize inspection or testing from those firms/entities pre-qualified by DPMC. Failure to use a firm/entity pre-qualified by DPMC shall be grounds for rejection of the inspection or test as non-conforming.

4.10.6 All submittals of inspections, test reports or requests for approval shall be accompanied by a certification signed by the Contractor, attesting to: the Contractor's knowledge of the submittal; acceptance of its findings; acknowledgment that material testing meets the required standards; and a certification of the report's representation of

the facts. Failure to provide the written certification shall be grounds for rejection of the submittal.

4.10.7 The Contractor shall ensure that a copy of the inspection report is transmitted directly to the Architect/Engineer and the DPMC. The Contractor shall ensure that it includes in all of its subcontracts and purchase orders for inspection and testing, the requirement for the inspection or testing firm/entity to submit a copy of the report directly to the DPMC representative. The Contractor shall ensure that all such reports are submitted within fourteen (14) calendar days of the test or inspection.

4.10.8 In addition to tests performed by the Contractor, the State reserves the right to engage an independent testing agency or firm to perform testing inspections. The Contractor shall provide full access, provide samples, and cooperate fully with this testing agency.

4.10.9 Testing requirements for real property installed equipment (RPIE) to be furnished by the Contractor, when such testing is required by Code, Contract, or the manufacturer, shall be performed by a testing laboratory pre-qualified by DPMC, or in the absence of such, by the manufacturer or its authorized representative. The Contractor shall provide five working days' notice to the DPMC representative, to allow sufficient opportunity to witness the test.

4.10.10 The DPMC may order that any part of the Work be re-examined by the DPMC, and if so ordered, the Contractor shall open or uncover such work for re-inspection by the DPMC. If such work is found to be in accordance with the Contract, the DPMC shall pay the cost of re-inspection; however, if such work is not found to be in accordance with the Contract, the Contractor shall be responsible for the cost of re-inspection and replacement of any defective or non-conforming work.

4.11 EQUIPMENT AND MATERIALS

4.11.1 The Contractor warrants that all materials and equipment furnished under the Contract will be new, unless otherwise specified, and that all work will be of good quality, free from faults, defects, and installed in conformance with the Contract Documents. All work not conforming to these requirements, including substitutions not properly approved and authorized, may be considered defective and rejected by the DPMC or the Architect/Engineer. If required by the Architect/Engineer or the DPMC, the Contractor shall furnish satisfactory evidence as to the kind and quality of materials and equipment. This warranty shall be in addition to but not in lieu of any other warranty or guarantee provided for in the Contract.

4.11.2 The Contractor shall submit to the Architect/Engineer an original and six copies of the request for approval of materials on the form provided by DPMC for approval. Each item of material listed shall be marked "As Specified", "Substitution" or "Unspecified" as appropriate.

4.11.3 The Contractor shall furnish and deliver the necessary equipment and materials in ample quantities and as frequently as required to avoid delay in the progress of the Work and shall store them so as not to cause interference with the orderly progress of the Project.

4.11.4 The Contractor shall furnish and pay for all necessary transportation, storage, scaffolding, centering, forms, water, labor, tools, light and power and mechanical appliances and all other means, materials and supplies for properly executing the Work under this Contract, unless expressly specified otherwise in the Contract Documents. The Contractor shall have its representatives at the Site to accept delivered materials. State agencies employees and/or representatives will not accept materials, nor will State agency employees and/or representatives be responsible for damage, theft, or disappearance of the Contractor's materials, equipment, tools, or other property.

4.11.5 Products manufactured in the United States shall be used in this work, whenever available. Wherever practicable, preference shall be given at all times to material and equipment manufactured or produced in the State of New Jersey, where such preference is reasonable and will best serve the interest of the State.

4.11.6 No materials, equipment, or supplies for the Work shall be purchased by the Contractor subject to any lien or encumbrance or other agreement by which an interest is retained by the seller. This clause shall be a condition included in all agreements between the Contractor and its Subcontractors. The Contractor warrants, by signing its invoice, that it has good and sufficient title to all such material, equipment and supplies used by it in the Work, free from all liens, claims or encumbrances.

4.12 TEMPORARY FACILITIES

The Contractor shall be responsible for providing for its own storage areas, employee vehicular parking and staging areas, excavation borrow/spoils designated areas, commercial canteen areas, and all other areas necessary for use by the Contractor. The Contractor shall locate these areas to suit Project requirements, subject to DPMC approval.

4.12.1 Field Offices - The Contractor will provide and maintain during the contract duration an on-Site suitable weather-tight insulated field office conveniently located, and shall maintain therein a complete set of Contract Documents including plans, specifications, CPM network diagrams, Change Orders, logs and other details and Project correspondence. Subject to the DPMC's written approval and at a date designated by DPMC, the field office may be removed upon enclosure of the building and space may be allocated for field offices within the building. The contents and operations will be transferred to the interior of the Project building by the Contractor, and said office(s) shall be maintained by the Contractor until final acceptance or until the DPMC approves its removal. The Contractor will be responsible to obtain and pay for all permits required for the Contractor's field offices.

4.12.2 Telephones - The Contractor shall provide its own telephones. The State will be responsible only for the cost of calls made by State employees. if there is a documented cost for same.

4.12.3 Storage - The Contractor will provide and maintain, for its own use suitable and safe temporary storage, tool shops, and employees' sheds for proper protection, storage work and shelter. The Contractor shall maintain these structures properly and remove the structures at the completion of work. The Contractor shall be responsible to maintain

these facilities and the areas around the facilities in a clear and clean manner. The Contractor shall be responsible for correcting defects and damage caused by such use. Rooms in buildings at the Project Site may be used as shops and storerooms, conditioned upon written approval from DPMC.

4.12.4 Toilet Facilities

- a. The Contractor shall provide and pay for suitable temporary toilets at an approved location on the Site and prior to the start of any field work. The toilet facilities shall comply with federal, State and local laws and regulations. The Contractor will be responsible for maintenance, removal and relocation as described hereinafter.b. The Contractor shall provide a temporary toilet and/or indoor toilet connected to water and sewer to accommodate the meeting room and the Architect/Engineer's office, as well as the DPMC office.
- c. Toilets shall be serviced by a qualified and experienced firm authorized to maintain services.
- d. Each portable toilet facility shall be maintained in a neat and clean condition and serviced at least twice a week, including the removal of waste matter, sterilizing, recharging tank, refilling tissue holders, and thoroughly cleaning and scrubbing entire interior.
- e. Toilet facilities in a multiple-story building shall be located on no less than every other floor, unless otherwise directed in writing.
- f. Toilet service shall be relocated inside the building and connected to water and sewer as the progress of the Work will allow.
- g. When temporary toilets are connected to water and sewer lines, precautions shall be taken to prevent freezing.
- h. The Contractor shall remove the temporary toilet units from the Work Site at the completion of the Work, or when so directed by the DPMC or the Architect/Engineer.
- i. Workers are not to use the finished bathroom and toilet facilities in the Project buildings. Reasonable steps must be taken by the Contractor to enforce this rule.

4.12.5 Access, Roads and Walks

- a. The Contractor shall be responsible for providing and maintaining unobstructed traffic lanes on the designated construction access routes shown on the Contract Drawings or as reasonably required so as to perform the Work. The Contractor shall provide and maintain all reasonably required safety devices. The Contractor shall provide any necessary additional materials, grading and compaction, and shall remove snow and debris as necessary to provide and maintain the access roadbed and pedestrian ways in serviceable condition.
- b. The Contractor shall be responsible for constructing and maintaining all roadways, drives and parking areas within or proximate to the Site free and clear

of debris, gravel, mud, snow, ice, or any other Site materials, by ensuring that all reasonably necessary measures are taken to prevent such materials from being deposited on such surfaces. This includes, as may be appropriate, the cleaning of vehicle wheels and/or other necessary maintenance, prior to exit from the Construction Site. Should such surface require cleaning, the Contractor will clean these surfaces without additional cost to the State. The Contractor will be held accountable for any citations, fines, or penalties imposed on the State for failing to comply with local rules and regulations related to Site and off-Site maintenance.

c. The Contractor shall not commence final construction of permanent driveways, parking areas or walks without the written approval of the DPMC. The Contractor shall provide additional materials and labor for maintaining and reworking the sub-grade prior to completion of the Work, to ensure improvements conform fully to the specifications.

d. The Contractor shall obtain written permission from the State for the use of any existing driveways or parking areas not specifically designated for such use in the Contract Documents. If permission is granted, the Contractor shall maintain such driveways and areas in good condition during the construction period, and at the completion of the Project, shall leave them in the same or better condition as at the start of the Work. Conditions before use shall be carefully photographed and documented by the Contractor.

4.12.6 Light and Power

a. The Contractor shall extend electrical service to the building or buildings at locations approved by the DPMC. Temporary electrical service shall be independent of the existing permanent service. Initial temporary service shall be three phase or single phase as indicated in the Contract Documents. The Contractor is responsible to investigate and verify the appropriateness and availability of electrical service with the local utility company prior to the bid date. The Contractor's bid shall be deemed to include all costs associated with providing this power. Temporary light and power installations, wiring, and miscellaneous electrical hardware must meet the electrical Code and will be inspected by NJUCC officials. The Contractor shall provide the necessary distributing facilities and a meter, and shall pay the cost of running temporary services from the nearest utility company power pole. All costs shall be included in the Contractor's bid.

b. In the event that a water well is the source of water supply for the Project, the extension of electrical service shall include the necessary wiring of sufficient capacity to the location of the well for the operation of the well pump. Where service of a type other than herein mentioned is required, the Contractor requiring it shall install and pay all costs of such special service. The size and incoming service and main distribution switch and panel shall be sized as any service by NEC requirements.

c. The Contractor shall provide all electrical service for the operation of elevator equipment during construction.

d. The Contractor shall pay for the cost of all electric energy used on distribution lines installed.

e. The Contractor shall provide and pay for all maintenance, servicing, operation and supervision of the service and distribution facilities.

f. If the Contractor fails to carry out its responsibility in the supplying uninterrupted light and power as set forth herein, the Contractor shall be held responsible for such failure, and the DPMC shall have the right to take such action as is deemed proper for the protection and conduct of the Work. Any costs associated with DPMC obtaining or supplying light and power shall deducted from any payment due to the Contractor.

g. The Contractor shall comply with the requirements of the Federal Occupational Safety and Health Act of 1970 with regard to temporary light and power.

4.12.7 Temporary Enclosures

Whenever necessary in order to maintain proper temperatures for the execution or protection of the Work, the Contractor shall furnish and maintain temporary enclosures for all openings in exterior walls that are not enclosed with finished materials. Temporary wood doors shall be provided at door openings.

4.12.8 Temporary Heating, Ventilation and Air Conditioning

a. Prior to Enclosure - Prior to the building being enclosed by walls and roof, if the outside temperatures falls below 45 degrees Fahrenheit ("F") at any time during the day or night, and heat is required for work in progress or for its protection or curing, the Contractor shall furnish, at its expense, acceptable means to provide sufficient temporary heat to maintain a temperature required by the Work being performed but in no case less than 45 degrees F.

b. Generally Enclosed

(1) For the purposes of establishing the beginning of the Contractor's obligation to provide temporary heat, a building or major unit thereof shall be considered generally enclosed when (a) the exterior walls have been erected, (b) a temporary roof or permanent roof is installed and in a watertight condition, and (c) temporary or permanent doors are hung and window openings are closed with either permanent or temporary weather-tight enclosures. A major unit of buildings as referred to herein shall be: (a) an entire separate structure, or (b) a fully enclosed wing which shall have a floor area equal to at least 50% (fifty percent) of the total floor area of the Project.

(2) As soon as the DPMC determines that the building, or a major unit thereof, is "generally enclosed" by walls and roof, and when the outside temperature falls below 55 degrees F. at any time during the day or night, the Contractor shall furnish sufficient heat by the use and maintenance of LP gas heaters or other acceptable means to maintain a temperature of not less than 55 degrees F. within the enclosed area of the building at all

times, and shall remove such heaters when no longer required. The Contractor will be held responsible for providing temporary heat and for all damages resulting from freeze-ups, for the duration of the Project from the time the building is generally enclosed to final acceptance and occupancy. The Contractor shall remove soot, smudges, and other deposits from walls, ceilings, and all exposed surfaces which are the result of the use of heating equipment, including the permanent heating system, during the period of its use for supplying heat. The Contractor shall not do any finish work until the areas are properly cleaned. The Contractor shall provide or arrange, at its own expense, supervision of the heating equipment at all times prior to providing heat, using the permanent heating system. This obligation shall commence immediately after the acknowledged permanent enclosure of the building or buildings, as confirmed by the DPMC. The Contractor shall furnish and pay for all fuel for heat required during the period when the building is generally or permanently enclosed.

(3) The Contractor shall not assume that the permanent heating system or any part thereof will be available for furnishing of temporary heat during the period for which temporary heat is required. The Contractor's base bid price shall therefore include the cost of all equipment necessary for providing temporary heat as required by the Contract Documents. The Contractor may use the permanent heating system, with written approval from DPMC. Such use however does not cause to commence the equipment's warranties and guarantees. The equipment's warranties and guarantees shall not commence to run until the State takes beneficial use of the Project and facility for the purposes intended.

(4) All heating equipment shall be NFPA-approved and connected to approved flues to the atmosphere. Heaters shall be approved by a recognized testing laboratory and must be equipped with a positive shut-off safety valve.

(5) Storage of gas cylinders within the building will not be permitted at any time.

(6) The Contractor shall provide fire extinguishers on each floor where heaters are used, and the areas must be adequately ventilated.

c. Permanent Enclosure

(1) When the building enclosure has been confirmed by the Architect/Engineer has been completed in accordance with the Contract Documents, and to the satisfaction of DPMC, it shall be considered permanently enclosed. The Architect/Engineer will also confirm in the job meeting minutes that the building, or a major unit thereof, is permanently enclosed.

(3) The Contractor shall install adequate controls to make such temporary connection as required for the operation of the HVAC system.

Should the heating system be designed for the tie-in to existing steam lines for resource of heat, the State will provide steam for temporary heat through the Project permanent heating system, at no cost to the Contractor, after the tie-in is completed by the Contractor.

(4) When the building enclosure has been confirmed by the A/E as completed, the Contractor may request permission to operate the permanent HVAC system to meet its temporary HVAC obligation. The Contractor shall maintain a minimum temperature of 55 degrees F., or a higher temperature, not to exceed 75 degrees F., as may be directed by the Contract Documents for the proper conduct and protection of the Work. The Contractor shall do so until such time as its work is completed and accepted and the Contractor is relieved of this requirement in writing by the DPMC. The Contractor shall pay for and be responsible for the maintenance in accordance with the manufacturer's recommendations, operation and supervision of the HVAC system, including the cost of all water, electricity, and fuel, until the State assumes beneficial occupancy/use of the Project.

4.12.10 Temporary Water

a. The Contractor shall provide, protect and maintain an adequate valved water supply. If the source of water supply is a well, provisions covering the supply water will include the installation of necessary power-driven pumping facilities. The well shall be protected against contamination. The water supply shall be tested periodically by the Contractor, and if necessary, shall be chlorinated and filtered. All costs of providing water will be paid for by the Contractor.

b. The Contractor is responsible to protect all temporary and permanent water lines from damage or freezing. Should water connections be made to an existing line, the Contractor shall provide a positive shut-off valve at its own cost and expense.

4.12.11 Standby Personnel

If, pursuant to trade agreement to which the Contractor is a party, the Contractor is obligated, to employ standby personnel then the Contractor shall determine and include all such costs thereof in its bid proposal. The Contractor shall not, at any time, make a claim to the State for costs relating to standby maintenance or standby supervision for electric motor-driven or other equipment.

4.12.12 Dust Control

a. The Contractor shall provide and maintain necessary temporary dust-proof partitions around areas of Work in any existing building or in new building areas as directed by the Architect/Engineer or the DPMC.

b. The Contractor shall provide and maintain Site dust control of Projects with on-Site construction as directed by the Architect/Engineer or the DPMC.

4.13 STORAGE AND SITE MAINTENANCE

4.13.1 The Contractor shall confine its apparatus, the storage of its equipment, tools and materials, and its operations and workers to areas permitted by law, ordinances, permits, and Contract as set forth in the Contract Documents, the rules and regulations of the State, or as ordered by the DPMC. The Contractor shall not unreasonably encumber the Site or the premises with materials, tools and equipment.

4.13.2 The Contractor shall, at all times during the progress of the Work keep the premises and the job Site free from the accumulation of all refuse, rubbish, scrap materials and debris caused by its operations and/or the actions of its employees, Subcontractors and/or workers, to ensure that, at all times, the premises and Site shall present a neat, orderly and workmanlike appearance. This is to be accomplished as frequently as is necessary by the removal of such refuse, rubbish, scrap materials and debris from the Site and the State's premises. Loading, cartage, hauling and dumping of same will be at the Contractor's expense.

4.13.3 At the completion of the Work, the Contractor shall remove all of its tools, construction equipment, machinery, temporary staging, false work, mock-ups, form work, shoring, bracing, protective enclosures, scaffolding, stairs, chutes, ramps, runways, hoisting equipment, elevators, derricks, cranes, and any other materials and equipment brought onto the Project Site.

4.13.4 Should the Contractor not promptly and properly discharge its obligation relating to Site maintenance and/or final clean up, the State shall have the right to employ others and to charge the resulting cost to the Contractor after first having given the Contractor a three-working day written notice of such intent.

4.13.5 The Contractor's responsibilities for final clean up shall include:

- a. Removal of all debris and rubbish resulting from or relating to the Contractor's work. Rubbish shall not be thrown from building openings above the ground floor unless contained within chutes.
- b. Removal of stains from glass and mirrors. Glass shall be washed and polished inside and outside.
- c. Removal of marks, stains, fingerprints, soil, dust or dirt from painted, decorated or stained woodwork, plaster or plasterboard, metal acoustic tile and equipment surfaces.
- d. Removal of spots, paint and soil from resilient, glazed and unglazed masonry and ceramic flooring and wall work.
- e. Removal of temporary floor protections; and cleaning, washing or otherwise treating and/or polishing, as directed, all finished floors.
- f. Cleaning of exterior and interior metal surfaces, including doors, window frames and hardware, of oil stains, dust, dirt, paint, etc. Polishing and removal of fingerprints or blemishes from such surfaces shall be completed, as applicable.

- g. Restoration of all landscaping, roadways and walkways to preexisting condition. Damage to trees and plantings shall be repaired in the next planting season, and such shall be guaranteed for one year from the date of repair and/or replanting.

4.13.6 All construction equipment, materials and/or supplies of any kind, character or description, regardless of value, which remain on the job Site for more than 30 (thirty) calendar days from the date of the Certificate of Final Acceptance, shall become the property of the State. Such construction equipment, materials and/or supplies will be disposed of in any manner the State shall deem reasonable and proper. The cost of this disposal will be deducted from any sums due the Contractor. If the payments then or thereafter due the Contractor are not sufficient to cover such amount, the Contractor shall pay the difference to the State.

4.14 CUT-OVERS AND INTERRUPTIONS

All cut-overs of mechanical and electrical services to existing buildings shall be approved, scheduled and coordinated in advance with the DPMC's representative and performed at a time convenient to the occupants of said buildings so as not to unreasonably interfere with its operations.

4.15 PROTECTION/SAFETY

4.15.1 Safety Precautions and Programs – The Contractor shall be responsible for initiating, maintaining and supervising all required safety precautions and programs in connection with the Work. The Contractor shall designate a responsible member of its organization at the Site whose duty shall be the prevention of accidents. This person shall be competent to review, implement and coordinate the safety programs being performed as required by Occupational Safety and Health Administration (OSHA) or any other agency having authority over safety on a State Construction Site.

4.15.2 Protection of Persons

- a. The Contractor shall take all reasonable precautions for the safety of, and shall provide all reasonable protection to prevent damage, injury or loss to:
 - (1) Every employee on the Site and all other persons who may be affected thereby;
 - (2) All the Work and all materials and equipment to be incorporated therein, whether in storage on or off the Site, under the care, custody or control of the Contractor, or any of its Subcontractor(s) or lower tier sub-Subcontractor(s); and
 - (3) Other property at the Site or adjacent thereto (whether owned by the State or not), including but not limited to trees, shrubs, lawns, walks, pavements, roadways, structures and utilities not designated for removal, relocation or replacement in the course of construction.

b. The Contractor shall give all notices and comply with all applicable laws, ordinances, rules, regulations and lawful orders of any public authority bearing on the safety of persons or property or their protection from damage, injury or loss.

c. The Contractor shall erect and maintain, as required by existing conditions and progress of the Work, all reasonable safeguards for safety and protection, including but not limited to rails, night-lights, aircraft warning lights, the posting of danger signs and other warnings against hazards, promulgating safety regulations, notifying Owners and users of adjacent utilities and other means of protection against accidental injury or damage to persons and property.

d. The Contractor shall not load or permit any part of the Work to be loaded so as to endanger the safety of the project, its employees, or any other person on the project Site.

e. The Contractor shall promptly remedy all damage or loss to any property caused in whole or in part by the Contractor, any of its Subcontractors, lower tier Subcontractors, or anyone directly or indirectly employed by any of them, or by anyone for whose acts any of them may be liable and for which the Contractor is responsible. These obligations are in addition to those stated elsewhere herein.

4.15.3 Protection of Property

The Contractor shall have full responsibility to install, protect, and maintain all materials and supplies in proper condition whether in storage or off the site and to immediately repair and/or replace any such damage until Final Acceptance. The Contractor shall maintain an inventory of all materials and supplies for the Work at the Site, that are delivered to the site, or delivered to approved off-site storage facilities. The State shall not be liable for any damage, theft or negligent injury to the Contractor's property.

4.15.4 Hazardous Materials

a. When the use or storage of explosives or other hazardous materials or equipment is necessary for the execution of the Work, the Contractor shall exercise the utmost care and shall carry on such activities under the supervision of properly qualified personnel.

b. The Contractor shall maintain all records, reports and files of the general storage and handling of hazardous materials as required by any and all federal, State and/or local regulatory agencies.

4.16.5 Emergencies

In any emergency affecting the safety of persons or property, the Contractor shall act with diligence to prevent threatening injury, damage or loss. In such case, the Contractor shall immediately, but in no case, not more than 24-hours following the emergency, notify the DPMC and the Architect/Engineer of the action taken.

4.16 UNCOVERING AND CORRECTION OF WORK

4.16.1 Uncovering of Work

- a. The Contractor is obligated to provide reasonable notice to the DPMC and/or the Architect/Engineer of all work scheduled to be covered, to permit DPMC and the Architect/Engineer the opportunity to inspect the Work prior to actual covering. If any portion of the Work is covered prior to inspection by the DPMC or the Architect/Engineer, it shall be uncovered for observation. Uncovering and replacement of the covering shall be at the Contractor's expense.
- b. The DPMC and/or the Architect/Engineer may request any work be uncovered by the Contractor for inspection. If such work is found to be in accordance with the Contract Documents, the cost of uncovering and replacement shall, by appropriate Change Order, be reimbursed to the Contractor. If such work is found not to be in accordance with the Contract Documents, the Contractor shall pay all associated costs.

4.16.2 Correction of Work

- a. The Contractor shall promptly correct all work rejected by the DPMC or the Architect/Engineer as defective or failing to conform to the Contract Documents, whether observed before or after final acceptance and whether or not fabricated, installed or completed. The Contractor shall bear all costs of correcting such rejected work, including the costs of all consultant services including but not limited to the Architect/Engineer's additional services.
- b. The Contractor shall remove from the site, at its own expense, all portions of the Work which are defective or non-conforming and which have not been corrected, unless removal is waived by the DPMC.
- c. If the Contractor fails to correct defective or non-conforming work in a reasonable time fixed by written notice from DPMC, then DPMC may make arrangements for such correction by others and charge the cost of so doing to the Contractor.
- d. If the Contractor does not proceed with the removal and correction of such defective or non-conforming work within a reasonable time, fixed by written notice from the DPMC or the Architect/Engineer, any materials or equipment shall become the property of the State and the DPMC may remove and dispose the non-conforming work in any manner to best meet the interest of the State. If such material is sold and the proceeds of the sale do not cover all costs which the Contractor should have borne and any additional cost incurred by the State in the uncovering, removal, disposal and correction of non-conforming work, the difference shall be charged to the Contractor and an appropriate credit Change Order shall be issued. If the payments then or thereafter due the Contractor are not sufficient to cover such amount, the Contractor shall pay the difference to the State.
- e. The Contractor shall be responsible for the cost of making good all work destroyed or damaged by such correction or removal.

- f. Notwithstanding other obligations within the Contract Documents, nothing contained herein shall be construed to establish a time or date limitation upon which the DPMC must discover non-conforming work. .

4.16.3 Acceptance of Non-Conforming Work

The DPMC may determine that the best interests of the State will be served by accepting defective or non-conforming work instead of requiring its removal and correction. In such instance, the DPMC may, by any means available, exact an appropriate reduction in the Contract sum. Such adjustment shall be effected regardless of final payment having previously been made, and the Contractor and/or its surety shall be responsible for promptly remitting any funds due the State as a result thereof.

4.17 LAYOUT AND DIMENSIONAL CONTROL

4.17.1 The Contractor shall be responsible for locating and laying out the building and all of its parts on the site, in strict accordance with the Contract Documents, and shall accurately establish and maintain dimensional control. The Contractor shall employ and pay for the services of a competent and licensed New Jersey engineer or land surveyor who shall be pre-qualified by DPMC to perform all layout work, and to test the level of excavations, footing base plates, columns, walls and floor and roof lines, and furnish to the Architect/Engineer, as the Work progresses, certifications that each of such levels is as required by the drawings. The plumb lines of walls, shall be tested and certified by the surveyor as the Work progresses.

4.17.2 The Contractor's engineer/surveyor, in the course of layout work either on the site or within any building, shall establish all points, lines, elevations, grades and bench marks for proper control and execution of the Work. The Contractor's engineer/surveyor shall establish a single permanent benchmark as set forth in the Contract Documents to which all three coordinates of dimensional control shall be referenced. The Contractor's engineer/surveyor shall verify all Owner-furnished survey data including but not limited to topographical and utility location points, lines, elevations, grades and benchmarks, and buildings. Should any discrepancies be found between information given on the Contract Documents and the actual site or field conditions, the Contractor shall notify DPMC and the Architect/Engineer in writing of such discrepancy, and shall not proceed with any work affected until receipt of written instructions from the DPMC.

4.18 PROJECT SIGN

The Contractor shall erect and maintain one sign at the Project Site, as set forth in the Contract Documents and located as directed by the Architect/Engineer. Painting shall be done by a professional sign painter, with two coats of exterior paint, colors, letter face and layout as shown. No other sign will be permitted at the site. Upon completion of the Project, and when directed by the Architect/Engineer or the DPMC, the Contractor shall remove the sign.

4.19 SECURITY

4.19.1 The Contractor shall provide all locks, doors and security construction and personnel as required to secure the Project building throughout the period of construction.

4.19.2 The Contractor shall be responsible for the security of any temporary structures located on the premises outside of the building and/or any stored materials.

4.20 DPMC FIELD OFFICE

4.20.1 The Contractor will provide on-site, suitable, separate, weather-tight, insulated (floor, walls, ceilings) field office facilities for the use of DPMC personnel, as more fully described in the Contract Documents. At a minimum, the Contractor is to supply this field office with toilet facilities, heating and air conditioning, tables and chairs, and phone and data communication lines. At a time determined by the DPMC or the Architect/Engineer, the Contractor shall remove field facilities upon enclosure of the Project building and shall relocate the contents and operations of the field office to the interior of the Project building until completion of the Project.

4.20.2 The Contractor shall be responsible for the maintenance of both offices and the meeting room, including the cost of heating, air conditioning, electric current, and janitorial service.

4.21 PHOTOGRAPHS

4.21.1 The Contractor shall submit monthly progress photographs in duplicate to the DPMC, giving six (6) views of the Work with each application for payment until the Project is completed,.

4.21.2 The photographs shall be 8" by 10" shall bear the date and time of the exposure, the DPMC Project number and title, the names of the Contractor and the name of the Architect/Engineer. All photographs shall also be submitted in digital format.

4.22 REPAIR OF FINISHED SURFACES, APPLIED FINISHES, GLASS

4.22.1 The Contractor accepts sole responsibility for repair of uncontrolled dislodging, cracking, delaminating or peeling of finished surfaces such as concrete, pre-cast concrete, cast and natural stone, unit masonry, millwork, plaster, glass and applied finishes such as compound, paint, and special coatings, within the Contract Work and the limits of specified guarantee periods, regardless of the cause.

4.22.2 The Contractor shall be responsible for replacement of all broken glass, regardless of the cause. The Contractor shall replace all broken, scratched or otherwise damaged glass before the completion and acceptance of the Work. If breakage is caused by the Owner, the Contractor will be reimbursed for the replacement costs. The Contractor shall wash all glass on both sides at completion, or when directed, removing all paint spots, stains, plaster, and other materials.

ARTICLE 5 - SUBCONTRACTORS

5.1 SUBCONTRACTORS AND MATERIAL SUPPLIER APPROVALS

5.1.1 Upon their execution, but not less than fourteen (14) calendar days prior to Subcontractor mobilization on the site, and/or Subcontractor billing, the Contractor shall forward to the Architect/Engineer on the form provided by the DPMC the names of all its Subcontractors and suppliers, of such others as the DPMC may direct, proposed to perform the principal parts of the Work. The Contractor shall forward the appropriate DPMC form to the Architect/Engineer for approval. Department of Labor Contractor Registration and New Jersey Business Registration Certificate are required for all Subcontractors.

5.1.2 If the DPMC has objection to any proposed or approved Subcontractor and/or material supplier, the Contractor shall substitute another Subcontractor and/or material supplier acceptable to DPMC. Under no circumstances shall the State be obligated for additional cost due to such substitution.

5.1.3 After the acceptance of bids, the Contractor shall make no substitution of any Subcontractor person or firm previously selected and approved, without prior written approval from the Architect/Engineer and DPMC. A Contractor seeking to substitute a Subcontractor person or firm shall provide written request for substitution no less than fourteen (14) calendar days prior to the execution of Work by the Subcontractor or material supplier.

5.1.4 Approval of a Subcontractor or material supplier by the DPMC and Architect/Engineer shall not relieve the Contractor of the responsibility of complying with all provisions of the Contract Documents. The approval of a Subcontractor or material supplier does not imply approval of any construction, material, equipment or supplies.

5.2 CONTRACTOR-SUBCONTRACTOR RELATIONSHIP

5.2.1 The Contractor acknowledges its full responsibility to the State for the acts and omissions of its Subcontractors and lower tier subcontractors, and of persons and firms either directly or indirectly employed by them, equally to the extent that the Contractor is responsible for the acts and omissions of persons and firms directly or indirectly employed by it. The Contractor acknowledges that it remains fully responsible for the proper performance of its Contract regardless of whether work is performed by the Contractor's own forces or by Subcontractors engaged by the Contractor.

5.2.2 Nothing contained in the Contract Documents shall create any contractual relationship between any Subcontractor and the State. Further, no Subcontractor or material supplier shall be deemed an intended third party beneficiary under this Contract.

5.2.3 The Contractor and all Subcontractors agree that, in the employment of both skilled and unskilled labor, preference shall be given to residents of the State of New Jersey, if such labor force is available.

5.2.4 The Contractor shall require, in its agreements with Subcontractors and as a condition of agreement, that each Subcontractor require in its agreement(s) with lower tier Subcontractors and Suppliers, that the Subcontractor understands that there is no contractual obligation of any kind between the State and Subcontractor and the Subcontractor's sole recourse lies with the Contractor and/or the surety, and not with the State, that each Subcontractor and lower tier Subcontractor, bound by the terms of the Contract Documents for this Contract, and assume toward the Contractor all the obligations and responsibilities which the Contractor assumes, pursuant to the Contract Documents.

ARTICLE 6 - CONSTRUCTION PROGRESS SCHEDULE

6.1 GENERAL

The State may contract for the services of a Critical Path Method (CPM) scheduling consultant for Project planning, scheduling and cost control. If such has been arranged, then section 6.2 shall apply to the Contract between the State and the Contractor. In the absence of a statement in the bid documents that a CPM consultant has been retained by the State, then section 6.3 shall apply.

6.2 CONSTRUCTION PROGRESS SCHEDULE (CRITICAL PATH METHOD -- CPM CONSULTANT RETAINED BY THE STATE)

6.2.1 Critical Path Method

- a. The Project will be monitored by a detailed critical path method scheduling system. This system shall be the basis for the evaluation of the Contractor's performance and for progress payments to the Contractor.
- b. The Contractor shall provide all the information necessary for the CPM consultant employed by DPMC to develop a CPM network plan demonstrating complete fulfillment of all construction Contract requirements and, as necessary, for the CPM consultant to maintain an accurate CPM schedule throughout the Project. The Contractor, in consultation with the CPM consultant, will establish construction logic and activity time duration consistent with Contract documents and Project requirements. The CPM consultant will establish the level of detail to be reflected on the CPM schedule. The Contractor shall utilize the schedule in planning, coordinating and performing the Work, including all activities of Subcontractors, equipment vendors and material suppliers.
- c. The Contractor agrees that the CPM consultant's Project network schedule is the designated plan for completion of all work in the allotted time, and the Contractor will assume full responsibility for the execution of the Work as shown. The Contractor shall indicate formal acceptance of the schedule by signing the final initial (baseline) network diagrams and computer schedule listing.
- d. The Contractor shall furnish sufficient labor and construction equipment to ensure the execution of the Work in accordance with the approved CPM progress schedule. If, in the opinion of the DPMC, a Contractor falls behind the CPM progress schedule, the Contractor shall take any and all such steps as may be necessary to bring its work into compliance with the CPM progress schedule. The DPMC may require the Contractor to increase the number of shifts, days of work and/or the amount of construction labor, plant and equipment, all without additional cost to the State.
- e. The Contractor shall make no claim for, and have no right to, additional payment or extension of time for completion of the Work, or any other concession because of any misinterpretation or misunderstanding on the Contractor's part of the CPM progress schedule, the Contractor's failure to attend the pre-bid

conference, or because of any failure on the Contractor's part to become fully acquainted with all conditions relating to the CPM progress schedule and the manner in which it will be used on the Project, or because of any Subcontractor's failure to properly participate in the development of a CPM progress schedule or to perform the Contract in accordance with the CPM progress schedule.

6.2.2 Initial Submittal

a. To the extent necessary for the CPM consultant to reflect in the network diagrams the plan for completion of this Contract, the Contractor shall meet with and assist the CPM consultant and furnish, within ten (10) calendar days after award of this Contract, all necessary information for the preparation of the CPM progress schedule. This information shall include, but not necessarily be limited to, a logical sequencing of work operations, activity time estimates, intended crew flow, activity costs and estimated manpower requirements for each activity.

(1) The network diagram shall show the sequence and interdependence of activities required for the Project. In preparing the network diagram, the Contractor shall assist the CPM consultant by breaking up the Work into activities of a duration of no longer than ten (10) working days each, except as to non-construction activities (such as procurement of materials, delivery of equipment and concrete curing) and any other activities for which the CPM consultant may approve the showing of longer duration. The diagram shall show not only the activities for actual construction but also such activities as the Contractor's submittal of shop drawings, templates and equipment, material fabrication, delivery of equipment and material, substantial completion, final completion, punch list and closeout, and the delivery of Owner-furnished equipment, if applicable. The Contractor shall provide activity durations to the CPM consultant for each activity on the diagram.

(2) If requested by the CPM consultant, the Contractor shall furnish any information needed to justify the reasonableness of activity time duration. Such information shall include, but not be limited to, estimated activity manpower, unit quantities, and production rates.

(3) Failure by either the Contractor or the CPM consultant to include any element of work required for the performance of the Contract shall not excuse the Contractor from completing all work required within any applicable date, notwithstanding DPMC approval of the network diagrams.

(4) The CPM consultant will establish the level of detail to be reflected in the CPM system.

(5) Seasonal weather conditions shall be considered in the planning and scheduling of all work influenced by high or low ambient temperatures for the completion of all Contract work within the allotted Contract duration. In addition, appropriate allowances shall be made for anticipated time losses due to normal rain and snow conditions based on

the previous five year average for that geographical area, by statistically expanding the estimated time duration for weather-sensitive activities, to ensure that the required completion date is achieved.

b. The Contractor shall be prepared to meet as many times as necessary with the CPM consultant to develop the information required for the timely development of the progress CPM schedule.

c. The Contractor shall furnish a breakdown of its total Contract price by assigning dollar values to each applicable network activity, coded for the Contractor and each Subcontractor, which cumulatively equals the total Contract amount. Upon acceptance by DPMC, the values will be used as a basis for determining progress payments. Progress payments to the Contractor shall be dependent upon final acceptance by DPMC of the cost-loaded progress CPM schedule.

d. Accompanying the network diagram and computer scheduling listing, the CPM consultant will furnish a computer-generated cost requisition listing, which will provide a separate tabulation of each activity shown on the CPM schedule in order of bid item or trade responsibility code as agreed to by DPMC. This listing will show, for each activity, the Contractor and each Subcontractor, the estimated dollar value of Work in place for totally or partially completed activities, including subtotals by bid items and grand totals for the entire Project. The cost requisition listing will also contain monthly activities reflecting the cost of Project overhead and administrative expenses, and activities reflecting the monthly cost of administering Project General Conditions.

6.2.3 Review and Approval:

a. After receipt of the initial network diagram, computer-produced schedule and cost requisition listing, the DPMC representative shall meet with the Contractor and CPM consultant for joint review, correction, or adjustment of the proposed plan and progress CPM schedule to evaluate the cost values assigned to each activity. Within ten (10) calendar days after the joint review, the CPM consultant will revise the network diagram and/or computer-produced schedule in accordance with agreements reached during the joint review, and shall submit two (2) copies each of the revised network diagram, computer-produced schedule and cost requisition listing to DPMC. The revised schedule documents will be reviewed by DPMC and, if found to be as agreed upon, will be approved. A copy of each will be returned to the CPM consultant for distribution and the CPM consultant shall forward same to the Contractor by email and/or overnight mail. The Contractor shall review these documents and shall indicate acceptance by signing the schedule documents. If the Contractor objects to the schedule documents, the Contractor shall forward these objections in writing to DPMC within ten (10) calendar days of the date of receipt of same or be deemed to have accepted the schedule documents. Objections shall include the precise activities of the schedule to which the Contractor objects and identify the basis of the objection. The Contractor will then meet with the DPMC representative and the CPM consultant to review the Contractor's objections. The CPM consultant may

revise the network diagram and the computer-produced schedule in accordance with the agreements reached during this final review and shall submit two (2) copies each of the revised network diagram, computer-produced schedule and cost requisition listing to DPMC. The re-submission will be reviewed by DPMC and, if found to be as agreed upon, will be approved and a copy of each will be returned to the CPM consultant for distribution and the CPM consultant shall forward same to the Contractor by email and/or overnight mail. The Contractor shall review these schedule documents to ensure that that the documents reflect all changes agreed upon, accept and sign. The Contractor shall indicate its acceptance by signing the scheduling documents, computer-produced schedule and cost requisition. Approval will be without reservation, and the Contractor will be deemed to have accepted the schedule as adequate, proper and binding in all respects and shall not raise further objections to the schedule.

b. After the network diagrams and computer-produced schedule have been signed by the Contractor, the CPM consultant shall forward to the Contractor and DPMC one set of copies of the network diagrams and computer-produced schedule. The network diagram and the computer-produced schedule with approved signatures shall constitute the Project work schedule until subsequently revised in accordance with the requirements of this section.

6.2.4 Progress Reporting and Changes:

a. Once every month, or more often if required by DPMC, the Contractor shall meet with the CPM consultant and DPMC's representative(s) and provide the information necessary for the CPM consultant to prepare and submit to DPMC a revised (updated) network diagram and computer-generated schedule listing showing:

- (1) Approved changes in activity sequencing;
- (2) Changes in activity duration for activities not started or partially completed where agreed upon;
- (3) The effect on the network of any delays in any activities in progress, and/or the impact of known delays which are expected to affect future work;
- (4) The effect of Contractor modifications (activity duration, logic and cost estimates) to the network;
- (5) Changes to activity logic, where agreed upon, to reflect revision in the Contractor's work plan, i.e., changes in activity duration, cost estimates, and activity sequences for the purposes of regaining lost time or improving progress; and
- (6) Changes to milestones, due dates, and the overall Contract completion date which have been agreed upon by DPMC since the last revision of the CPM schedule.

b. The CPM schedule shall accurately reflect the manner in which the Contractor intends to proceed with the Project and shall incorporate the impact of

all delays, Change Orders and change events as soon as these factors can be defined. All changes made to the schedule shall be subject to approval by DPMC prior to inclusion in the CPM schedule. If the DPMC representative and the Contractor are unable to agree as to the amount of time to be allowed for Change Order work, or the manner in which the Work is to be reflected on the network diagram, the CPM consultant will reflect the logic and time duration furnished by the Contractor for the Change Order work pending final DPMC decision. If non-approved Contractor logic and time durations are used, the Contractor agrees that any time which is projected to be lost on the Project as a result of these schedule changes will be considered the responsibility of the Contractor until a final agreement has been made or a final decision rendered by DPMC regarding the manner in which the Change Order work is to be reflected on the schedule. When this final decision has been made by DPMC, the CPM consultant shall revise the CPM schedule in accordance with such decision and issue a final analysis of the effect of the change on the Project.

c. If the Contractor desires to revise the logic of the approved progress CPM schedule to reflect a sequence of construction that differs from that to which was previously agreed, the Contractor must first obtain the approval of DPMC.

(1) Once each month, at the same time the network is updated, the CPM consultant, the Contractor and the DPMC representative(s) shall jointly make entries on the preceding network diagram schedule to show actual progress, identify those activities started by date and those completed by date during the previous period, show the estimated time required to complete each activity started but not yet completed, show activity percent completed and/or dollars earned, and reflect any changes in the network diagram approved in accordance with the preceding paragraph. After completion of the joint review and DPMC's approval of all entries, the CPM consultant will submit updated network diagrams, an updated computer-produced calendar-dated schedule and cost requisition listing to DPMC.

(2) The resultant monthly CPM computer printout and network diagrams shall be recognized by the Contractor as its sole updated construction schedule to complete all remaining Contract work.

(3) In addition to the foregoing, once each month the Contractor will receive a narrative report prepared by the CPM consultant. The narrative report will include a description of the amount of progress made during the last month in terms of completed activities in the plan currently in effect, a description of problem areas, current and anticipated delaying factors and the estimated impacts the delays have on the performance of other activities and completion dates, and recommendations on corrective action for the Contractor. Within seven (7) calendar days after receipt of this report, the Contractor shall submit to DPMC a written explanation of corrective action taken or proposed. The DPMC, after reviewing the written submission, may take appropriate action.

6.2.5 Payments to Contractor

- a. The monthly submission of the computer-produced calendar-dated schedule shall be an integral part and basic element of the estimate upon which progress payments shall be made pursuant to the provisions of Article 9 of these General Conditions. The Contractor shall be entitled to progress payments only upon receipt by DPMC of an updated computer-produced calendar-dated schedule and cost requisition listing.
- b. Payments to the Contractor shall be based upon the results of the computer-generated cost requisition listing which shall be prepared in conjunction with each updating of the CPM system as described above. The Contractors shall provide sufficient documentation to confirm reported progress for any cost items appearing in the scheduling and requisition system.
- c. Payments to the Contractor shall be dependent upon the Contractor furnishing all of the information which, in the judgment of DPMC, is necessary to ascertain actual progress, and all the information and data necessary to prepare any necessary revisions to the computer-produced calendar-dated schedule, cost requisition listing and/or the network diagram. DPMC's determination that the Contractor has failed or refused to furnish the required information shall constitute a basis for withholding payments until the required information is furnished and the schedule and/or diagram is prepared or revised on the basis of such information.

6.2.6 Biweekly Progress Meetings

- a. Every two (2) weeks or as otherwise directed by DPMC, the Contractor shall attend a coordination and CPM scheduling meeting on the job site. At this meeting, the Contractor shall provide detailed information regarding the Work schedule to be performed during the upcoming two weeks to permit the CPM consultant to prepare schedules for the subsequent two week period. Biweekly scheduling by the Contractor shall be in accordance with the priorities and degree of concurrent work required by the official CPM schedule for the Project. The Contractor shall be prepared to explain any difference between the Contractor's biweekly schedules and the priorities required by the latest updating of the official CPM schedule.
- b. At the biweekly scheduling meeting, the CPM consultant shall review the schedule for the preceding two (2) weeks, and the Contractor shall report the progress actually achieved for each activity which was scheduled to be performed during the two weeks, including the actual dates on which the Work was performed. The Contractor agrees that this information shall constitute the official historical record of Project progress.
- c. At each biweekly scheduling meeting, the Contractor shall document any current delays to work operations. In addition, the Contractor shall provide any available information regarding any potential delays.
 - (1) Following the biweekly scheduling meeting, the CPM consultant will issue to the Contractor a two-week look-ahead schedule as developed

at the meeting that shall constitute the construction schedule for the coming two weeks. The CPM consultant will also issue a narrative biweekly progress analysis documenting progress achieved during the preceding two weeks and analyze delays reported to constitute current or anticipated impacts to timely construction.

(2) The Contractor shall be represented at the biweekly scheduling meeting by its superintendent, who shall have complete authority to provide the information required for the development of the next two (2) weeks schedule, which includes documentation of past progress and documentation of delays. The Contractor's representatives shall also be authorized to commit to the implementation of corrective action planned to overcome delaying conditions.

6.2.7 Responsibility for Completion

a. The Contractor agrees that, when it becomes apparent from the current project CPM schedule that any Contract completion date will not be met, the Contractor will take any or all of the following actions, as required, at no additional cost to the State:

- (1) Increase construction manpower.
- (2) Increase the number of working hours per shift, shifts per working days, working days per week, or the amount of construction equipment, or any combination of the above; and/or
- (3) Reschedule activities to achieve maximum practical concurrence.

6.2.8 Adjustment of Contract Completion Date

a. The Contract completion dates will not be adjusted except under the specific and limited conditions set forth in the Contract Documents.. In the event that the Contractor requests an extension of any Contract completion date, the Contractor shall furnish a justification of such extension and provide any and all supporting evidence that DPMC requires to evaluate the Contractor's request. The DPMC shall either approve, in whole or in part, or reject the Contractor's request and will advise the Contractor in writing of its decision. If the DPMC finds that the Contractor is entitled to any extension of any Contract completion date under the provisions of this Contract, the determination as to the total number of calendar days extension permitted shall be based upon the currently approved Project CPM schedule and on all data relevant to the extension request. Such data will be included in the next updating of the CPM schedule.

b. The Contractor acknowledges and agrees that the evaluation of Project delays and determinations regarding Project time extension will be based upon the Project CPM schedule and the following criteria:

- (1) Float time shown on the Project CPM schedule is not for the exclusive use of either the Contractor or DPMC. It is agreed that float time is available for use by all performing Work on the Project, including the Contractor, other contractors, subcontractor, lower tier subcontractors,

and suppliers to facilitate the effective use of available resources and to minimize the impact of problems of Change Orders which may arise during construction. The Contractor specifically agrees that float time may be used by DPMC or its representatives or consultants in conjunction with the review activities or to resolve Project problems. The Contractor agrees that there will be no basis for a Project time extension as a result of any Project problem, Change Order or delay which only results in the loss of available positive float on the Project CPM schedule. The Contractor further agrees that there will be no basis for a claim for cost escalation for any activity which is completed on or before its initially required late end date as shown on the initial approved Project CPM schedule, regardless of the justifiability or any delaying factors which might have resulted in the elimination of float which was originally available for the activity. If the Contractor refuses to perform work that is available to it, the DPMC may consider, the Contractor to be in breach of the Contract, regardless of the float shown to be available for the Work. In such instances, the DPMC may, without prejudice to any other right or remedy, declare the Contractor to be in default and terminate the employment of the Contractor pursuant to Article 12 of the General Conditions.

(2) The Contractor agrees that no time extension will be granted for time lost due to normal seasonal weather conditions. In order to qualify for consideration for a time extension due to adverse weather conditions, it must be shown by clear and convincing evidence that the weather conditions during a given quarterly period (summer, fall, winter, spring) were more severe than the previous five-year (5) average for the Project geographical area, and that these weather conditions critically impacted the final Project completion date by delaying the performance of work on the main Project critical path. If abnormal weather losses can be shown to have affected the Project critical path, a non-compensable time extension will be considered for that portion of the proven weather-related delays, which exceeded normal weather losses that should have been anticipated for the quarterly period in question.

(3) No time extensions will be considered for any weather conditions that do not affect work on the Project critical path as set forth on the current Project CPM schedule. The Contractor agrees that there will be no basis for a claim for any additional compensation resulting from any time extension issued for weather-related delays.

(4) In order for a given cause (i.e., delay, Change Order, etc.) to be considered as a basis for a total Project time extension, it must meet both of the following criteria:

- (a) It must be totally beyond the control of the Contractor and due to no direct or indirect fault of the Contractor; and
- (b) It must result in a direct delay to work on the main Project critical path.

(5) The Contractor acknowledges and agrees that actual delays to activities that, according to the Project CPM schedule, do not directly affect the main Project critical path and do not have any effect on the Contract completion date or dates, will not be the basis for a change therein.

(6) Concurrent delays are defined as two or more delays or areas of work slippage that are totally independent of one another and which, if considered individually, would each affect the final Project completion date according to the Project CPM schedule. Where the CPM consultant determines that concurrent delays exist, the Contractor acknowledges and agrees that the following criteria will be used to evaluate time extension:

- (a) If the current Project CPM schedule shows two (2) or more concurrent delays, with one analyzed to be the responsibility of DPMC and the other analyzed to be the responsibility of the Contractor, a non-compensable time extension will be considered only if the excusable delay affects the main Project critical path and this delay is shown to be a greater amount than the other concurrent delays when the impacts of the concurrent delays are independently considered. In this event, a compensable time extension will be considered only for that portion of time by which the excusable delay exceeds all concurrent non-DPMC caused delays. For example, if an excusable impact delays the Project by one-hundred (100) calendar days and concurrent contract-caused slippage independently delays the final completion date by ninety (90) calendar days, a time extension will only be considered for a maximum of ten (10) calendar days, provided the excusable delay is on the project critical path.
- (b) If the CPM schedule shows concurrent delays with some excusable delays and some the fault of the Contractor, and if the Contractor-caused delays are analyzed to be the main determining impact to the main Project critical path, then there will be no basis for a total Project time extension regardless of the nature of the concurrent excusable delays. A concurrent time extension may, however, be considered for that portion of the total Project slippage which is shown on the CPM schedule to be totally attributable to excusable delays.
- (c) If a time extension request is being made for concurrent delays which did not affect the Project critical path, this must be clearly stated in the Contractor's time extension request and all CPM activities which are claimed to have been affected by the cited delay must be specifically identified with all applicable impact dates.

6.3 CONSTRUCTION PROGRESS SCHEDULING PROVIDED BY THE CONTRACTOR

6.3.1 The Project shall be completed within the specified number of calendar days from the effective date of the Notice to Proceed.

6.3.2 The Contractor shall be responsible for preparing and furnishing to the DPMC through the Architect/Engineer before the first Contract requisition date, but in no event later than 30 (thirty) days after the effective date of the Notice to Proceed, a coordinated combined progress schedule that incorporates the progress schedules of the Contractors and all Subcontractors engaged on the Project. The schedule shall be in the form of a network diagram or other recognized graphic critical path progress schedule format that indicates, among other things, predecessor and successor activities, and major and intermediate milestones, in sufficient detail to satisfy the DPMC. (See also section 6.3.4 below.) The Contractor's initial invoice will not be processed by the DPMC until and unless such a single coordinated progress schedule has been submitted to and approved by the DPMC. Thereafter, the Contractor shall submit an updated coordinated progress schedule on a monthly basis. Receipt and approval of the updates will be a mandatory condition to payment.

6.3.3 Once each month, or more often if required by the DPMC, the Contractor shall meet with the Architect/Engineer and the DPMC representative to gather the information necessary for the Contractor's preparation of the revised/updated computer generated scheduling reports.

6.3.4 The progress schedule, based upon the logic and time estimates, shall indicate in suitable detail for display, all significant features of the Work of the Contractor and each Subcontractor, including but not limited to, the placing of orders, manufacturing durations, anticipated delivery dates for critical and long-lead items, submissions and approvals of shop drawings, construction activities, all work activities to be performed by the Contractor and its Subcontractors, the beginning and time duration thereof, and the dates of all milestones, substantial and final completion of the various elements of the Work, including punch list and close-out. Reports shall be in booklets, indexed and separated as categorized below. Each activity listed on the Schedule shall include, as a minimum, the following:

- a. The activity description;
- b. The trade (A/E, Owner, GC, Electrical, Plumbing, HVAC);
- c. The duration in calendar days;
- d. The Early Start date;
- e. The Late Start Date;
- f. The Early Finish date;
- g. The Late Finish date;
- h. The Total Float

6.3.5 The Contractor agrees that no time extension will be granted for time lost due to normal seasonal weather conditions. In order to qualify for consideration for a time extension due to adverse weather conditions, it must be shown by clear and convincing evidence that the weather conditions during a given quarterly period (summer, fall, winter, spring) were more severe than the previous five-year (5) average for the Project geographical area, and that these weather conditions critically impacted the final Project completion date by delaying the performance of work. If abnormal weather losses can be shown to have impacted the Project completion date, a non-compensable time extension will be considered for that portion of the proven weather-related delays, which exceeded normal weather losses that should have been anticipated for the quarterly period in question.

6.3.6 Immediately upon approval by DPMC, the Contractor shall prepare and distribute four copies of the progress schedule to the DPMC plus two copies to the Architect/Engineer. Each monthly updated coordinated schedule shall be signed and dated by the Contractor.

6.3.7 The Contractor shall furnish sufficient labor and construction plant and equipment to ensure the execution of the Work in accordance with the approved progress schedule. If any updated completion time or date for any activity does not conform to the durations or milestones shown in the approved progress schedule, the sequence of activities and/or the time for performance of activities shall be updated on the progress schedule to be approved by the DPMC and cured by the Contractor by any means, including performing concurrent operations, additional manpower, additional shifts, and overtime. No additional charges to the State will be allowed the Contractor for overtime, additional manpower, equipment, additional shifts, etc. (except as may be provided elsewhere in the Contract), if such expediting procedures or measures are necessary to meet the Contract completion date.

6.3.8 The progress schedule shall show:

- a. Recommended Changes in activity sequencing;
- b. Changes in activity duration for activities not started or partially completed, where agreed upon;
- c. The effect on the network of the modifications (activity duration, Predecessors and Successors);
- d. Changes for the purposes of regaining lost time or improving progress, and;
- e. Changes to milestones, due dates, and the overall Contract completion date, which have been agreed upon by the DPMC's project manager since the last revision of the progress schedule.

6.3.9 The progress schedule shall accurately reflect the manner in which the Contractor intends to proceed with the Project and shall immediately incorporate and reflect the impact of all delays and change orders. All changes made to the schedule shall be subject to approval by the DPMC.

6.3.10 The DPMC will not authorize or approve any claims for additional payment or extension of time for completion of the Work, or any other concession because of any alleged misinterpretation or misunderstanding on the Contractor's part of the Project schedule, the Contractor's failure to attend the pre-bid conference, because of any failure on the Contractor's part to become fully acquainted with all conditions relating to the Project schedule and the manner in which it will be used on the Project, or because of any other failure by the Contractor to properly participate in the development of a progress schedule or to perform the Contract in accordance with the progress schedule.

ARTICLE 7 - TIME OF COMPLETION

7.1 CONTRACT DURATION/NOTICE TO PROCEED

7.1.1 Contract duration shall commence on the effective date set forth on the written Notice to Proceed. The Notice to Proceed will be issued by the DPMC after the DPMC's receipt and acceptance of properly executed Contract Documents, including performance and payment bonds, proof of insurance and permit technical information submitted by the Contractor and/or Subcontractors. The Contractor shall not be entitled to delay, disruption, acceleration or any other claims arising from a deferred issuance of the Notice to Proceed.

7.1.2 The Contractor shall perform no work at the Contract Site prior to the issuance of the Notice to Proceed.

7.2 SUBSTANTIAL COMPLETION

7.2.1 At the request of the Contractor, the Architect/Engineer or the DPMC, the Contractor and the DPMC representative may make a joint inspection of the Work for the purpose of determining if the Work is substantially completed in accordance with the definition provided in Article 1. If DPMC, in its sole discretion, finds that the Work is substantially complete, then the DPMC will issue a written Notice of Substantial Completion for Beneficial Use. Such Notice shall in no way relieve the Contractor of any contractual obligation(s) or relieve the Contractor from responsibility to promptly complete all remaining Contract Work including, but not limited to, punch list items.

7.2.2 The standard guarantee period for equipment, workmanship and materials shall commence on the date DPMC issues the Notification of Substantial Completion for Beneficial Use, or from the time of completion and acceptance of equipment, work or materials in question, whichever is later.

7.2.3 In the event that the Project is completed in phases or stages, and/or in the event that the DPMC takes possession of any part of the Work pursuant to Section 7.4 of these General Conditions, no part of the Project shall be deemed substantially complete for purposes of the New Jersey Statute of Repose, N.J.S.A. 2A:14-1.1, prior to the issuance of a formal Notice of Substantial Completion for Beneficial Use for the all of the Work.

7.3 FINAL COMPLETION

7.3.1 Final completion of the Contract shall occur when:

- a. The DPMC and the Architect/Engineer have determined that the punch list has been completed;
- b. The Contractor has complied with the Contract Document's closeout requirements;
- c. The Contractor has submitted all Contract deliverables as required by the Contract Documents including but not limited to the following: "as-built"

documents, operating and maintenance manuals, attic stock, parts lists, repair source lists, training and certificates; and

d. The Contractor has submitted all warranties, guarantees and/or maintenance bonds required under the Contract.

7.4 PARTIAL OCCUPANCY FOR USE

7.4.1 Use and possession prior to completion: The DPMC shall have the right to take possession or use of any completed or partially completed part of the Project. Said possession or use shall not be deemed acceptance of the Work performed on the Project.

7.4.2 Prior to such possession or use, the DPMC shall furnish the Contractor with an itemized list of Work remaining to be performed or corrected on such portions of the Project that are to be possessed or used by the State. Failure by the DPMC to list any item of work shall not be deemed an acceptance of any Work under the Contract.

7.4.3 The Contractor shall not be entitled to recovery of money damages for any delays, disruptions or inefficiencies caused by such partial occupancy.

7.5 DELAY, DISRUPTION AND INTERFERENCE

7.5.1 Delay - Time Extension. If the Contractor's work is delayed, disrupted or interfered with by act, neglect or default of any party, including the State, the Architect/Engineer, or by strikes, lockouts, fire, unusual delay by common carriers, natural disasters, or by any cause for which the Contractor is not responsible; then for all such delays and suspensions, the Contractor shall be allowed one (1) calendar day addition to the time herein stated for each and every calendar day of such delay so caused in the completion of the Work as specified above, the same to be determined by the DPMC. No such extension shall be granted for any delay unless, within ten (10) calendar days after the beginning of such delay, a written request for additional time shall be filed with the DPMC.

7.5.2 Contractor's Damages for Delay, Disruption or Interference

The Contractor shall not be entitled to recovery of money damages from the DPMC caused by delay, disruption or interference with the Contractor's Work except as expressly provided under section 7.5.2 of these General Conditions paragraph. The Contractor expressly agrees that the Contractor's remedy for delay, disruption or interference shall be limited to an extension of time only and that there shall be no recovery of money damages by the Contractor for any delay, disruption or interference with the Contractor's work attributable to any cause whatsoever (other than the State's negligence, bad faith, active interference or other tortuous conduct). The Contractor expressly agrees that it shall not be entitled to recover damages due to delay, disruption or interference caused by any of the following:

- a. Delayed execution of the contract or any of the causes referenced in paragraph 7.5.2;
- b. Any act or omission by any party other than the State, including, but not limited to, the Architect-Engineer, any other Contractor or Subcontractor, any

CPM or other consultant retained by the State, any construction manager retained by the State, any agency or instrumentality of the federal government or of any local governmental entity or any utility (e.g., gas, electric, telephone, cable);

- c. Any act or omission of any agency or instrumentality of the State, other than the DPMC, including, without limitation, the Department of Environmental Protection and the Department of Community Affairs;
- d. Weather;
- e. Subsurface conditions of any type including, without limitation rock and underground utilities, whether or not such conditions were reasonably ascertainable to the Contractor at the time of bidding;
- f. Use of all or any portion the Project premises prior to completion of the Work to the extent that such use is permitted under the terms of the Contract;
- g. Delay in obtaining any permit or approval;
- h. Delay caused by the issuance of any court order, injunction or restraining order;
- i. Any delay which does not entitle the Contractor to an extension of the Contract Completion Time under Section 6.2.8 of these General Conditions; or
- j. Delay attributable to any other cause, other than a cause for which the State is legally restricted from enforcing a contractual "no damage for delay" clause under N.J.S.A. 2A:58B-3 or any other provision of law restricting or barring the enforcement of such clauses.

In interpreting this provision, the negligence or other wrongful conduct of others, including, without limitation, the Architect/Engineer, the CPM consultant, any construction management firm and any other firm or person retained by the State shall not be imputed to the State. Further, to the extent that the Contractor is entitled to recover monetary damages for delay under this Contract, such recovery shall be limited to actual direct costs incurred on account of the delay, and shall not include profit or other markup on such costs, home office overhead calculated under the Eichleay formula or any other kind of consequential or indirect cost or damage, including but not limited to any alleged cost or damage under the total cost method, the modified total cost method, or productivity factors (costs for inefficiency based on industry productivity factors such as those provided by the Mechanical Contractors Association of America (MCAA) Factors Affecting Labor Productivity).

7.5.3 In the event of the failure of the Contractor to complete its work within the time stated in its Contract, the Contractor shall be liable to the State in the sum as set forth as liquidated damages in the Contract, for each and every calendar day that the Contractor fails to attain contract completion of the work. This sum shall be treated as liquidated damages to compensate for the loss to the State of the use of premises in a completed state of construction, alteration or repair, and for added administrative and inspection costs to the State on account of the delay; provided, however, that the said liquidated damages shall be in addition to other compensatory or consequential losses or damages

that the State may incur by reason of such delay, such as, but not limited to, added costs of the Project and the cost of furnishing temporary services, if any. Any such sums for which the Contractor is liable may be deducted by the State from any moneys due or to become due to the Contractor.

7.5.4 It is hereby understood and mutually agreed by and between the Contractor and the State that the start date in the Notice to Proceed, the dates of all required intermediate milestones, and the times for substantial and final completion, as specified in the Contract Documents, are essential conditions of this Contract.

7.5.5 The Contractor agrees that said work shall be executed diligently, at such rate of progress as will ensure full completion of the Work within the time specified. It is expressly understood and agreed, by and between the Contractor and the State, that the time for the completion of the Work herein is a reasonable time, taking into consideration the average climactic range and usual industry conditions prevailing in this locality. If the said Contractor shall neglect, fail or refuse to complete the Work within the time herein specified, or any proper extension thereof granted by the DPMC, then the Contractor does hereby agree, as a part of the consideration for the awarding of its Contract, to pay the State the amount specified in section 7.5.3 above, as liquidated damages for loss of use of the Project as hereinafter set forth, for each and every calendar day that the Contractor may have exceeded the stipulated date in the Contract for substantially completing the Work.

7.5.6 It is further agreed that time is of the essence of each and every portion of this Contract and of the specifications wherein a definite and certain length of time is fixed for the performance of any act whatsoever; and where under the Contract an additional time is allowed for the completion of any Work, the new time limit fixed by such extension shall similarly be of the essence.

ARTICLE 8 - CLOSE-OUT

8.1 CLOSE-OUT PROCEDURES/FINAL PAYMENT

As part of the final completion procedures described in Article 7 and the requirements for payment as described in Article 9, the Contractor must complete all of the Close-out procedures as follows:

- a. Submit the “as-built” record documents as described in Article 4;
- b. Submit all operating and maintenance manuals, parts lists, repair source parts, and certificates as defined in 8.2 below;
- c. Provide the necessary training for operating systems and equipment as defined in 8.3 below; and
- d. Submit all guarantees as defined in 8.4 below.

8.2 OPERATIONS, EQUIPMENT AND MAINTENANCE MANUALS

8.2.1 The Contractor shall provide six (6) copies of all operating, equipment and maintenance manuals, and applicable warranties, as identified and described in the Contract Documents. The operating, equipment and maintenance manuals and warranties, including contact personnel, addresses and telephone numbers, must include a complete description of all systems and equipment and the method of operating and maintaining the equipment. These manuals must be submitted to the Architect/Engineer for review and approval at the earliest date possible following substantial completion, but in all cases prior to final acceptance. Included within the manuals shall be a list of names, addresses and telephone numbers of all the Subcontractors involved in the installations and of firms capable of performing services for each mechanical item.

8.2.2 As a pre-condition to the Final acceptance of a facility for beneficial use, the Contractor shall provide a "throw-away" copy of operations and maintenance manuals to allow the Using Agency's staff to operate the equipment prior to receiving the hard bound copies required by this Contract.

8.3 TRAINING

The Contractor shall provide formal instruction for DPMC-designated personnel, addressing the operation and maintenance of the facilities and all installed equipment for each operating system or major item of equipment or as otherwise specified. The operations and maintenance manuals shall be used as training materials. Unless otherwise accepted by the DPMC, training course format shall be split equally between classroom instruction and field exercise. All classroom instruction may be videotaped by the DPMC. Classroom instruction may be supported by professionally made videotapes. If used, a copy of each professional video that was utilized shall be provided to the DPMC at no cost for future training and reference.

8.4 GUARANTEE

8.4.1 The issuance of a final certificate for payment and/or partial or complete occupancy of the premises shall not be deemed an acceptance of Work not completed in accordance with the Contract Documents. The issuance of a final certificate for payment and/or partial or complete occupancy of the premises shall not relieve the Contractor or its surety of liability with respect to any express or implied warranties or responsibility for faulty materials or workmanship.

8.4.2 The Contractor shall guarantee and warrant, in writing, the Work performed and all materials furnished under this Contract against defects in materials and/or workmanship. The Contractor shall be responsible for the value or repair of any damage to other Work or to the building premises resulting from the performance of the Contract.

8.4.3 The Contractor is responsible for the above-stated obligations for a period of one (1) year from the date established in 7.2.2 above. All guarantees, including bonds and registrations, required by the Contract Documents shall be in writing and delivered to the DPMC with submission of the invoice for final payment.

8.4.4 The Contractor shall, at its own expense and without cost to the State, promptly after receipt of written notice thereof, make good any defects in materials or workmanship which may develop during stipulated guarantee periods, as well as any damage to other Work caused by such defects or by repairs. Any other defects in materials or workmanship not discovered during the guarantee period shall be repaired and/or replaced at the Contractor's expense, and such shall be completed within a reasonable time after written notice is given to the Contractor.

8.4.5 Pursuant to the Contract Documents, certain permanent equipment, including elevators and HVAC systems, will have to be activated during construction of the Project to support construction operations. . Despite any early activation during the construction of the Project, any and all equipment warranties must extend for the time periods required in the Contract Documents, starting at the date set forth in paragraph 7.2.2.

8.4.5 It is expressly acknowledged and agreed that the express and implied warranties and guarantees to which the State is entitled as well as all warranty and guarantee bonds issued by any surety, shall be in addition to and not in lieu of the State's right to seek recourse against the Contractor and the Contractor's surety for defective work.

ARTICLE 9 - PAYMENTS

9.1 INVOICES

9.1.1 Requests for payment under the Contract for materials delivered or services rendered require the proper completion and submittal of specific forms including, but not limited to, the following:

- a. DPMC Form 11/AR50-1 - DPMC Invoice;
- b. DPMC Form 11-2 - Monthly Estimate for Payment to Contractor;
- c. DPMC Form 11-2a - Certification of Prime Contractor;
- d. DPMC Form 11-2b – Certification of Subcontractor;
- e. Copies of Subcontractor(s) invoices;
- d. DPMC Form 11-3 - Prime Contractors Summary of Stored Materials;
- e. DPMC Form 11-3A - Agreement and Bill of Sale Certification for Stored Materials;
- f. Consent of Surety forms;
- g. Certified Payroll Records;
- h. Updated project schedule
- i. Any other information or documentation required by other provisions of the Contract documents.

9.1.3 The Contractor shall submit the completed request for payment on a monthly basis for all properly completed billable work to the DPMC Project representative and at the address identified at the pre-construction conference.

9.1.4 One (1) original and one (1) copy of the request for payment packets shall be prepared and submitted unless otherwise specified.

9.1.2 No request for payment shall be deemed to be formally submitted and received for payment until all dollar amounts and completion percentages for each line item in the invoice has been determined and agreed upon by the State and the Contractor.

9.1.5 For the purpose of the State's Prompt Payment Act (N.J.S.A. 2A:30A-1 et seq.):

- a. A proper invoice will be deemed to have been received by the owner when it is received by the person or entity designated by the State to review and sign the invoice on the State's behalf at the address designated in the pre-construction conference for receipt of invoices. Receipt of an invoice by such person or entity shall commence the running of the 20-day period for formal approval and certification as provided under N.J.S.A. 2A:30A-2(a);
- b. The "billing date", as the term is used in N.J.S.A. 2A:30A-2, shall be the earlier of the date upon which an invoice for payment is approved for payment or twenty (20) days after the invoice is received, unless within such 20-day period

the invoice is found to be incomplete or otherwise unacceptable and returned to the contractor, with a written explanation of deficiencies;

c. In the event that an invoice is found to be deficient and returned to the contractor, the “billing date” shall be calculated from the date that a corrected invoice is received.

d. Payment shall be considered to have been made on the date on which a check for such payment is dated;

e. Payment terms (e.g., “net 20”) offered by the contractor shall not govern the State’s obligation to make payment;

f. The following periods of time will not be included in the calculation of the due date of any contractor invoice:

(1) Any time elapsed between receipt of an improper invoice and its return to the contractor, not to exceed twenty (20) calendar days; or

(2) Any time elapsed between the State’s return of an improper invoice to the contractor and the State’s receipt of a corrected invoice.

9.1.6 The provisions of this Article 9 shall not govern the State’s payment obligations nor shall they supersede or modify any other contractual provision allowing the withholding of monies from the contractor to the extent that the contractor has not performed in accordance with the provisions of the contract. Nor shall this Article 9 govern the State’s payment obligations nor supersede or modify any other contractual provision governing contractor claims for additional compensation beyond the base contract price and approved change orders.

9.2 INTEREST

9.2.1 Interest shall be payable on amounts due the contractor if not paid within thirty (30) calendar days after the billing date specified in the above subparagraph 9.1.5(b), as provided under the State’s Prompt Payment of Contractors and Subcontractors Act (N.J.S.A. 2A:30A-01, et seq.) Interest on amounts due shall be payable to the contractor for the period beginning on the day after the required payment date and ending on the date on which the check for payment is drawn.

9.2.2 Interest may be paid by separate payment to the contractor, but shall be paid within thirty (30) calendar days of payment of the principal amount of the approved invoice.

9.2.3 Nothing in this Article 9 shall be construed as entitling the Contractor to payment of interest on any sum withheld by the State for any reason permitted under the contract or applicable law, or on any claim for additional compensation, over and above sums due under the base contract or approved change orders.

9.3 SCHEDULE OF VALUES AND FINAL PAYMENT

9.3.1 Unless otherwise directed, the Contractor shall furnish a schedule of amounts for Contract payments (Unit Schedule Breakdown,) of the total Contract price, showing the amount included therein for each principal category of the Work and for each Contractor

and Subcontractor, in such detail as requested, to provide a basis for determining progress payments. The schedule, as approved, shall be used only as a basis for the Contractor's estimates for progress payments, and approval by the DPMC does not constitute acceptance of the allocability and allowability of costs to a specific element of Work. The Contractor is cautioned that no payment requests shall be approved until the Unit Schedule Breakdown has been approved in writing by the DPMC.

9.3.2 The State will make progress payments monthly as the Work proceeds based upon the Unit Schedule Breakdown.

9.3.2 All material and Work paid pursuant to progress payments shall thereupon become the sole property of the State. This provision shall not be construed as relieving the Contractor from the sole responsibility for the protection of all material and Work upon which payments have been made for the restoration of any damaged work, or as waiving the right of the State to require the fulfillment of all of the terms and conditions of the Contract.

9.3.3 Following completion and acceptance of all work, the amount due the Contractor under this Contract shall be paid only upon satisfactory completion, by the Contractor, of all Contract close-out requirements, completion of a State audit on all Contract values and payments, and after the Contractor has furnished the State with a release of claims against the State, arising by virtue of this Contract, other than claims in stated amounts as may be specifically excepted by the Contractor from the release.

9.3.4 If for any reason the Contractor refuses final payment, the Project may be closed out by the State by the processing of a Final Contract Acceptance certification. The lack of such certificate shall not toll the limitations period applicable to Contractor claims against the State.

9.3.5 In addition to other warranties required by provisions of the Contract and specifications, the Contractor warrants that title to all Work, materials and equipment covered by an application for payment will pass to the State free and clear of all liens, claims, security interests or encumbrances, either upon incorporation into the construction or upon receipt of payment to the Contractor, whichever occurs first,. This provision shall not be construed as relieving the Contractor from sole responsibility for the care and protection of materials and work upon which payments have been made, or for the restoration of any damaged work, or as a waiver by the State of its rights to require fulfillment of all terms of the Contract.

9.3.6 By recommending approval of any invoice, the Architect/Engineer shall not be deemed to represent that it has made exhaustive or continuous on-Site inspections to check the quality or quantity of the Work, or that it has reviewed the construction means, methods, techniques, sequences or procedures, or that it has made any examination to ascertain how and for what purpose the Contractor has used the moneys previously paid. The payment of an invoice does not constitute an acceptance of the Work. The State reserves the right to further inspect the Work and to withhold retainage and any additional funds required to pay for any corrective action for non-conforming work.

9.3.7 If any corporation licensed to do business in New Jersey shall be or become delinquent in the payment of taxes, assessments or fees due the State, unless under an

active appeal process or any final judgment in the State's favor against the Contractor, the DPMC may, in accordance with N.J.S.A. 54:49-19 or other applicable law withhold moneys due the said corporation for the purpose of assuring the payment to the State of such taxes, assessments, fees or judgment.

9.4 CERTIFICATION OF PAYMENTS TO SUBCONTRACTOR

Pursuant to N.J.S.A. 52:32-40, 41 and N.J.S.A. 2A:44-148; the Contractor shall submit a Certification of Prime Contractors form and a Certification of Subcontractor form for each Subcontractor identified in the Unit Schedule Breakdown, as part of the submission for each invoiced progress payment.

9.5 STORED MATERIALS

9.5.1 Unless specifically allowed in the Contract Documents, all materials and equipment must be delivered and installed or stored on the Site prior to payment for such material or equipment.

9.5.2 The DPMC may at its discretion allow payment for equipment stored off Site provided that the following has occurred:

- a. The DPMC has approved the Contractor's written request;
- b. The equipment has been properly stored in an approved location;
- c. The Contractor has established the Owner's title to the specific equipment;
- d. The Contractor has provided sufficient proof of insurance for the materials, equipment and the storage facility;
- e. The Contractor has submitted a release of liens on said stored equipment;
- f. The Contractor has submitted a statement agreeing to assume all costs for storage of material and equipment off Site, including, if required by the DPMC, the cost of storing such material and equipment in a bonded warehouse; and
- g. The Contractor furnishes the "Prime Contractor's Summary of Stored Materials" and "Agreement and Bill of Sale Certification for Stored Materials," forms respectively.

9.6 ALLOWANCES

9.6.1 The Contractor shall include in its bid all allowances as may be set forth in the Contract Documents. The Contractor shall purchase the "allowed materials" as directed by the DPMC on the basis of the lowest acceptable quote from at least three competitive offers or as a negotiated cost subject to DPMC approval. If the actual cost of the "allowed materials" is more or less than the stipulated allowance, the Contract price may be adjusted accordingly. The adjustment in Contract price shall be made on the basis of the actual purchase cost without additional charges for overhead, profit, bond premium or any other incidental expenses. The cost of installation of the "allowed materials," unless

otherwise specified, is to be included as the responsibility of the Contractor in whose Contract the allowance is included, and the Contractor installing such "allowed materials" shall not be entitled to additional payment for such installation.

9.6.2 Unless otherwise provided in the Contract Documents:

- a. These allowances shall cover the Contractor's true costs, including credit for any trade discount, of the materials and equipment required by the allowance, delivered at the Site, including all applicable taxes;
- b. The Contractor's costs for unloading and handling, labor, installation costs, overhead, profit and other expenses reasonably required in connection with such allowance items shall be included in the Contract sum and not as part of the allowances.

9.7 RETAINAGE

9.7.1 In making progress payments for Contract work completed, the State will retain ten percent (10%) of the approved invoice amount until final acceptance and completion of all work covered by the Contract.

9.7.2 The Contractor may, after 50% (fifty percent) of the Contract work is in place, and if the Work is proceeding on schedule, apply for a reduction in the amount retained by the State for the duration of the Contract. Such application must be in writing and accompanied by documentation granting formal consent of surety to the reduction in retainage request. If the DPMC determines that the Contractor's performance has been satisfactory and that the reduction is warranted and appropriate, the State may, with the next progress payment, release any portion of the accumulated retainage in excess of five percent (5%) of the Work in place and retain an amount equal to five percent (5%) of the Work in place for the duration of the Contract. If progress of the Work is not maintained in accordance with the approved schedule, the DPMC may elect to re-institute retainage of ten percent (10%) of the Work in place for the duration of the Contract.

9.7.3 Withholding Payment for Non-Delivery of Data:

- a. If technical data such as "as-built" drawings, reports, spare parts lists, repair parts lists, or instruction books (including additional and maintenance manuals), or any part thereof, are not delivered within the time specified by this Contract or are deficient upon delivery, the DPMC has the discretion to withhold from each invoice a percentage (in addition to any other retainage required by the Contract) of the Contract price in accordance with the following table:

When total contract price is: Percentage to be withheld is:

Less than \$250,000.	10%
\$250,000.01 through \$1,000,000	5.0%
Over \$1,000,000	2.0%

- b. The withholding of any sums pursuant to this article shall not be construed as, or constitute in any manner, a waiver by the State of the Contractor's obligation to furnish the data required under this Contract. In the event the

Contractor fails to furnish these items, the State shall have those rights and remedies provided by law and pursuant to this Contract, in addition to, and not in lieu of, the sums withheld in accordance with this article.

9.8 MISCELLANEOUS

9.8.1 Disputes regarding nonpayment of a Contractor's invoice under this Article 9 may be submitted to non-binding Alternative Dispute Resolution (ADR) upon mutual agreement of the State and the Contractor. In such event, the State and the Contractor shall share equally the fees and expenses of the selected mediator, arbitrator, umpire or other ADR neutral. Provided, however, that nothing herein shall be construed, in whole or in part, as a waiver, release or modification of the provisions of the New Jersey Contractual Act, N.J.S.A. 59:13-1, et seq., which governs claims against the DPMC.

9.8.2 A Contractor not paid sums due under an approved invoice within thirty (30) days of the billing date may suspend performance without penalty for breach of contract, but only after providing the State with seven (7) days written notice of non-payment, and only in the event that the State fails to furnish the Contractor, within that seven-day period, a written statement of the amount withheld and the reasons for the withholding. Nothing herein shall be construed to excuse the Contractor's nonperformance, or to limit the State's rights and remedies relating to such non-performance, with regard to any monies withheld from the Contractor upon the proper notice provided under this Article 9, or with regard to any Contractor claim disputed by the DPMC.

ARTICLE 10 - CHANGES IN THE WORK

10.1 CHANGES IN THE WORK

10.1.1 The DPMC may at any time, issue a written Change Order which shall direct a change in the Work within the general scope of the Contract, including, but not limited to, changes:

- a. In the plans and/or specifications;
- b. In the method or manner of performance of the Work;
- c. In the State-furnished facilities, equipment, materials, services, or site; or directing acceleration in the performance of the Work; and/or
- d. In the time for the completion of the Work.

10.1.2 Change Orders

10.1.2.1 The Contractor agrees to prepare and submit, within ten (10) calendar days of encountering any conditions it considers a change, or upon receiving official notice of a proposed change or written direction to proceed with a change, a current DPMC form entitled "Contractor Change Order Request," to the DPMC. The Contractor shall submit an original of the form. Failure to submit a timely form may be grounds for rejection of the request for Change Order, at the DPMC's discretion.

10.1.2.2 All requests for Contract time extensions must be submitted in accordance with the requirements set forth in Articles 6 and 7, accompanied by copies of the current approved progress schedule and copies of a proposed progress schedule detailing the incorporation of the changed work and the effects of such incorporation on progress. Failure to provide all required information shall be grounds for rejection of the request.

10.1.2.3 DPMC will only consider a contract duration extension Change Order request arising from changes in the Work, if that change is proven by the Contractor to have caused a delay in the completion of the Project. When the Contract duration is increased as a result of a change, the resulting change in Contract amount will include the costs of extended performance, computed in accordance with the terms of this Section, and no further consideration of such costs arising from the specific modification will be given.

10.1.2.4 Every Change Order request submitted by the Contractor shall furnish a price breakdown, which shall cover all work involved in the change whether such work was deleted, added or changed and shall be in sufficient detail to permit an analysis of all material, labor, equipment, subcontract, overhead costs and profit. Any amount proposed for subcontracts shall be supported by an equally detailed breakdown. In addition, if the request includes a time extension, a justification (see section 10.1.4.) shall also be furnished. The request, together with the price breakdown and time extension justification, shall be furnished by the date specified by the DPMC.

10.1.2.5 The following rates shall apply in computing overhead (indirect costs) and profit for Change Orders that do not exceed \$25,000. The percentages shall be applicable for deleted work as well as additional work. When a change consists of both added and

deleted work, the applicable percentages shall be applied to the net cost or credit. In any event, the percentages shall not exceed the following:

- a. Overhead will be the sum of:
 - (1) fifteen percent (15%) of direct labor costs. NOTE: For the purpose of this article, the term "direct labor" shall include all foremen (identified by name and not included in the Project as the full-time superintendent or full time foreman as required elsewhere in the contract documents), equipment operators and skilled, semi-skilled and common laborers directly assigned to the specified operation. The term "direct labor costs" shall consist of the Contract or actual payroll rate of wage per hour and fringe benefits paid for each and every hour that such employees are actually engaged in the performance of the Work.
 - (2) fifteen percent (15%) of direct material costs. NOTE: For the purpose of this article, the term "direct material costs" shall consist of the actual costs of the materials including applicable tax and transportation charges.
- b. For rented equipment, an hourly rental rate will be used which will be determined based upon the monthly rental rates in the current edition of the Rental Rate Blue Book for Construction Equipment (Rental Book) and dividing it by 176. An allowance will be made for operating costs for each and every hour the equipment is actually operating in accordance with the rates listed in the Rental Book. The Contractor will be allowed only 65% (sixty-five percent) of the rental rate on Contractor-owned equipment.
- c. Bond premiums and payroll taxes, if applicable, will be allowed at actual cost. The Contractor shall submit from the surety to DPMC a letter for the bond premiums.
- d. The Contractor's profit on Subcontractor's work will be six percent (6%) of the Subcontractor's costs. Subcontractor indirect costs will be computed in the same manner as for the Contractor. The Contractor agrees to incorporate this article in each of its subcontracts. NOTE: When more than one tier of Subcontractor exists, for the purpose of markups, they shall be treated as one Subcontractor.
- e. A profit of six percent (6%), where profit is allowable by the terms of the applicable Contract provision, shall be added to the Contractor's total cost. Indirect costs shall not be duplicated in direct costs.

10.1.2.6 For Change Orders in excess of \$25,000 the maximum allowable percentages of 15% overhead and 6% profit applies unless negotiated lower based upon the nature, extent and complexity of the Work involved.

10.1.2.7 The DPMC, in order to avoid delays in the progress of work or when in the best interests of the State, has the discretion to direct the Contractor, in writing, to proceed with work claimed by the Contractor to be extra work, and/or to accelerate its work without a prior agreement on entitlement or costs. Such direction shall be in the form of a Letter of Direction. The Contractor may submit a claim for evaluation by

DPMC, for costs or for time on account of such work and/or acceleration on the form entitled "Contractor Change Order Request," completed in sufficient detail and in accordance with this article within ten (10) calendar days after receipt of the Letter of Direction. Nothing in this article shall excuse the Contractor from proceeding with the Work identified in the Letter of Direction and all other Contract Work. Issuance of a Letter of Direction under this article shall not be intended nor construed as an admission or acknowledgment by the State that the Contractor is entitled to additional compensation and/or time on account of such Work and/or acceleration.

10.2 ACCELERATION

The DPMC may order and direct the Contractor to accelerate its Work at any location(s) by increasing its forces, working overtime and/or working on Saturdays, Sundays, and holidays. If acceleration is required by the DPMC, and not due to any delays on the part of the Contractor, the Contractor will be reimbursed for additional costs.

ARTICLE 11 - CLAIMS AND DISPUTES

11.1 CONTRACTOR CLAIMS

11.1.1 Any claims made by a Contractor against the DPMC for damages, extra costs or any other claim made pursuant to the contract are governed by and subject to the New Jersey Contractual Liability Act, N.J.S.A. 59:13-1 et seq., as well as all the provisions in this Contract.

11.1.2 Upon presentation by the Contractor of a request in writing, the DPMC may review any decision or determination of the State or the Architect/Engineer as to any claim, dispute or any other matter in question relating to the execution or progress of the Work or the interpretation of the Contract Documents. Consistent with the intent of this Contract, the DPMC may schedule a conference for the purpose of settling or resolving such claims, disputes or other matters. Where such a conference is conducted, the Contractor and/or the Architect/Engineer shall be afforded the opportunity to be heard on the matter in question. Following review of the Contractor's request, the DPMC and the Contractor may settle or resolve the disputed matter, provided however that any such negotiations, conferences, settlement or resolution shall be subject to all requirements imposed by law, including where applicable, the New Jersey Contractual Liability Act (N.J.S.A. 59:13-1 et seq.). The DPMC's participation in any effort to negotiate, settle or resolve any such claim or dispute with the Contractor shall not operate to toll or extend the time limitations for notice or suit under the New Jersey Contractual Liability Act.

11.2 MUTUAL RIGHTS AND RESPONSIBILITIES OF ALL CONTRACTORS AND THE ARCHITECT/ENGINEER

11.2.1 Any Contractor or the Architect/Engineer which by its own acts, errors or omissions, damages or unnecessarily delays the Work or otherwise causes damage to the State, any other Contractor or the Architect/Engineer, shall be directly responsible to the aggrieved party or parties, for all costs and expenses incurred due to any such delays and/or damages whether by settlement, compromise or arbitration or judgment.

11.2.2 Any Contractor damaged by the actions of another Contractor or Architect/Engineer shall have a direct right to recovery against the party causing such damages, but shall not have a right to recover such damages against the State.

11.2.3 In addition, the party responsible for causing such damages agrees to defend, indemnify and save harmless the State from all such claims and damages. Nothing contained in this paragraph shall be construed to relieve the responsible party from any liability or damage sustained on account of such acts, errors or omissions.

11.2.4 The State shall not be held vicariously liable to any Contractor for any damages or extra costs caused by any acts or omissions by another party including but not limited to actions of the Architect/Engineer as specified in the above paragraph. The Contractor's exclusive remedy shall be against the party directly responsible for causing such damages or extra costs.

ARTICLE 12 - TERMINATION/SUSPENSION

12.1 SUSPENSION OF THE WORK / STOP WORK

12.1.1 If the Contractor fails to correct defective work or persistently fails to carry out the Work in accordance with the Contract Documents, or if the DPMC determines that it is in the best interest of the Project to do so, the DPMC may order the Contractor to stop the Work, or any portion thereof, until the cause for such order has been eliminated and the DPMC provides written notice to the Contractor that the stopped Work may resume.

12.1.2 The DPMC shall have the right to defer the beginning or to suspend the whole or any part of the Work herein contracted to be done whenever, in the opinion of the DPMC, it may be necessary or expedient for the State to do so.

12.2 TERMINATION FOR CAUSE

12.2.1 If the Contractor persistently or repeatedly refuses or fails to supply enough properly skilled workers or proper materials so as to avoid or eliminate delays in the orderly progress of the Work in accordance with the approved schedule; or if the Contractor fails to make prompt payment to any Subcontractor or for materials or labor; or persistently disregards laws, ordinances, rules, regulations or orders of any public authority having jurisdiction; or if the Contractor is guilty of a material breach of a provision of the Contract Documents or otherwise fails to carry out the Work in accordance with the Contract Documents, then the DPMC may, without prejudice to any other right or remedy, and after giving the Contractor and its surety three (3) working days written Notice to forthwith address such breach and default with diligence and promptness, terminate the employment of the Contractor by the issuance of a written Notice to that effect to the Contractor and its surety, should the Contractor fail to comply with the demands of the original above mentioned Three Day Notice.

12.2.2 Upon such termination, the DPMC may take possession of the Site and of all the materials, equipment, and tools on the Site and of any materials stored off Site paid for by DPMC, and may finish the Work by whatever method the DPMC may deem expedient. In such case, the Contractor shall not be entitled to receive any further payment until the Work is finished.

12.2.3 In the event of termination for default, the surety shall either complete the principal's work or finance the completion of the Work. The surety shall not have the right to do nothing. In the event of the surety's breach of its obligations to the State, the surety shall be subject to all available damages under the law, including but not limited to debarment and the penalties imposed by New Jersey's Consumer Fraud Act.

12.2.4 Within seven (7) calendar days following receipt of Notice of Termination by the surety, the surety shall submit in writing its intention to satisfy its bond obligation to the State as obligee, and to explain its plan to complete the Work, tender a completing Contractor or finance the completion of the Work.

12.2.5 If the surety elects to take over the Work and complete same or to tender a completing Contractor, it must furnish notice of its intent to do so in writing over the

signature of an authorized representative and such notice shall be served upon the DPMC within seven (7) calendar days after service upon the surety of the Notice of Termination. This document shall identify the Contractor to perform this work.

12.2.6 If the surety elects to satisfy its bond obligation by financing the completion of the Work, in lieu of taking over same, the surety and State shall enter into an agreement, within thirty (30) days of the termination Notice, setting forth the details of the payments to be made by the surety. All current obligations for labor and materials incurred and outstanding by the defaulting Contractor on this Project shall be paid by the surety without delay, subject to allowance of reasonable time to verify such claims by the surety.

12.2.7 If the surety fails to satisfy its bond obligations within the time frames established above, the DPMC may undertake the completion of the Project in any manner deemed appropriate. In that circumstance, the surety shall not be relieved of any of its payment and performance bond obligations.

12.2.8 If the unpaid balance of the Contract sum exceeds the cost of finishing the Work (including but not limited to liquidated damages for delays and all other remaining damages sustained by the State originating from such breach of Contract), such excess shall be paid to the Contractor. If such costs exceed the unpaid balance, the Contractor and its surety shall be obligated to pay the difference to the DPMC promptly upon receipt of billing from the State, and this obligation shall survive the termination of the Contract.

12.3 OWNER'S RIGHT TO COMPLETE THE WORK

12.3.1 Alternatively, should the Contractor fail or refuse to correct its breach and default after receiving the required notice as provided under Section 12.2 hereof, the DPMC, in lieu of terminating the Contractor's employment, may provide for the correction and completion of all remaining Work by other means, and deduct all costs associated with such correction and completion from any undisbursed balance of funds (including earned retainage) remaining under the Contract. Such deduction may be documented by issuance of one or more deductive change orders. DPMC's correction or completion of Work under this paragraph shall not operate to waive, release or diminish the liability of the Contractor and its surety to the State for any breach or default by the Contractor.

12.4 TERMINATION FOR CONVENIENCE

12.4.1 The DPMC may, at any time, terminate the Contract in whole or in any part for the DPMC's convenience and without cause when the DPMC in its sole discretion views termination to be in the public interest.

12.4.2 Upon receipt of an order of Termination for Convenience, the Contractor shall not proceed with any item of work which is not specified in the Order of Termination. The Contractor shall complete all items of work specified in the termination order. Such work shall include punch list items and all work necessary to ensure the safety of the public, to properly secure existing work already constructed or partially constructed and to secure the Project Site. This work so ordered shall be performed in accordance with the Contract Documents, and may include items of work not in the original Contract. The Work performed shall be considered substantially complete upon completion and

acceptance of all items of work specified in the Order, except punch list items. After completion of the punch list items and all documents required by the Contract, the Contract shall terminate upon issuance of a Final Certificate and payment. The DPMC reserves the right to declare in default a Contractor who fails to carry out the conditions set forth in an Order of Termination for Convenience.

12.4.3 When the DPMC orders termination of the Contract for Convenience, all completed items of work as of that date will be paid for at the Contract prices.

12.4.3.1 Payment for partially completed work will be paid for at agreed prices.

12.4.3.2 Payment for new items, if any, will be made either at agreed prices or in accordance with Article 10.

12.4.3.3 Materials obtained by the Contractor for the Work but which have not been incorporated therein may, at the option of the State, be purchased from the Contractor at actual cost delivered to a prescribed location, or otherwise disposed of as mutually agreed.

12.4.4 Within sixty (60) days of the effective termination date, the Contractor shall submit claims for additional costs actually incurred, not covered above or elsewhere in the Contract. Such claims may include reasonable mobilization costs, overhead expenses attributable to the Work performed, Subcontractor costs not otherwise paid for, actual idle labor costs if Work is stopped in advance of the termination date. The DPMC will not compensate the Contractor for costs prohibited under provisions of the Contract and/or anticipated profits on work not performed.

12.4.5 If the DPMC terminates the Contractor for cause as provided under Article 12.2 of the General Conditions, and if a court of law subsequently determines such termination for cause to have been undertaken without lawful justification, then such termination shall be deemed a termination for convenience governed by this Article 12.4. In that event, recovery by the Contractor and/or the Contractor's surety shall be limited to those costs which are recoverable following a termination for convenience under this Article 12.4.

ARTICLE 13 – OTHER REQUIREMENTS

13.1 PREVAILING WAGE

13.1.1 The Contractor shall comply with the New Jersey Prevailing Wage Act Laws of 1963, Chapter 150, (N.J.S.A. 34:11-56.25 et seq.) and all amendments thereto, and this act is hereby made a part of every Contract entered into on behalf of the State of New Jersey through the DPMC, except those Contracts which are not within the contemplation of the Act. Provisions of the Act include the following stipulations and requirements:

a. All workers employed in the performance of every Contract in which the Contract sum is in excess of \$2,000 and to which the DPMC is a party shall be paid not less than the prevailing wage rate as designated by the Commissioner, Division of Labor or his or her duly authorized representative.

(1) The Contractor performing public work for the DPMC and which is subject to the provisions of the Prevailing Wage Act, shall post the prevailing wage rates for each craft and classification involved as determined by the Commissioner, Division of Labor. This posting shall include the effective date of any changes thereof, and shall be displayed in prominent and easily accessible places at the Site of the Work or at such place or places as are used by the Contractor/Subcontractor to pay workers' wages.

(2) At the time of the bid due date, the Bidder and any Subcontractors identified by the Bidder must be registered in accordance with “The Public Works Contractor Registration Act” (N.J.S.A. 34:11-56.48 et seq.) All questions regarding registration shall be addressed to:

Contractor Registration Unit
New Jersey Department of Labor
Division of Wage & Hour Compliance
P O Box 389
Trenton NJ 08625-0389
Telephone: 609-292-9464
FAX: 609-633-8591

b. In the event it is found that any worker, employed by any Contractor covered by any Contract in excess of \$2,000 for any public work to which the DPMC is a party, has been paid a rate of wages less than the prevailing wage required by such Contract, DPMC may terminate the Contractor's right to proceed with the Work, or such part of the Work as to which there has been failure to pay required wages, and may otherwise execute the Work to completion.

c. In the event that any Subcontractor retained by a Contractor on any Contract in excess of \$2,000 for any public work to which the DPMC is a party, has been paid a rate of wages less than the prevailing wage required by such Contract, DPMC may terminate the Contractor's right to proceed with the Work, or such part of the Work as to which there has been failure to pay required wages, and may

otherwise execute the Work to completion or may require that the Contractor immediately substitute a new Subcontractor at the costs set forth in the Contract.

d. Nothing contained in the Prevailing Wage Act shall prohibit the payment of more than the prevailing wage rate to any worker employed on a Project.

e. The Contractor shall, as a condition of subcontract with any tier Subcontractor, require compliance with this section as a condition of Subcontract.

f. The State may audit the Contractor's conformance with the Prevailing Wage Act. If the result of such audit determines that the Contractor has not complied with the Prevailing Wage Act then such Contractor shall be responsible for the cost of this audit.

13.2 PATENTS

13.2.1 The Contractor shall hold and save the State and its officers, agents, servants, and employees harmless from liability of any nature or kind, including cost and expenses for or on account of any patented or non-patented design, device, invention, process, article or appliance manufactured or used in the performance of the Contract, including its use by the State, unless otherwise specifically stipulated in the Contract Documents.

13.2.2 License and/or royalty fees for the use design, device, invention, process, article or appliance which is authorized by the State must be reasonable, and paid to the holder of the patent or his or her authorized licensee directly by the State and not by or through the Contractor.

13.2.3 If the Contractor uses any design, device, invention, process, article or appliance covered by letters, patent or copyright, it shall provide for such use by suitable agreement with the State of such patented or copyrighted design, device or material. It is mutually agreed and understood that, without exception, the Contract prices shall include all royalties or costs arising from the use of such design, device, invention, process, article or appliance in any way involved in the Work.

13.2.4 The Contractor and/or its surety shall indemnify and save harmless the State from any and all claims for infringement by reason of the use of such patented or copyrighted device, invention, process, article or appliance, or any trademark or copyright in connection with Work performed under this Contract, and shall defend and indemnify the State for any cost, expense or damage which it may be obliged to pay by reason of such infringement at any time during the execution of the Work or after the completion of the Work. This section shall survive the termination of the Contract.

13.3 RIGHT TO AUDIT

13.3.1 The State reserves the right to audit the records of the Contractor in connection with all matters related to its Contract. The Contractor agrees to maintain its records in accordance with "Generally Accepted Accounting Principles," for a period of not less than five (5) years after receipt of final payment. All charges must be supported by appropriate documentation, including, but not limited to canceled checks. All records

shall be made available to the New Jersey Office of the State Comptroller or other State audit agency upon request and at no cost to the State.

13.3.2 The Contractor shall maintain all documentation related to products, transactions or services under this contract for a period of five years from the date of final payment. Such records shall be made available to the New Jersey Office of the State Comptroller or other State audit agency upon request and at no cost to the State.

13.3.2 The Contractor shall develop, maintain and make available to the DPMC on request such schedule of quantities and costs, progress schedules, payrolls, reports, estimates, Change Orders, all original estimates, takeoffs and other bidding documents, all Subcontractor and supplier Contracts and changes, all records showing all costs and liabilities incurred or to be incurred in connection with the Project (including all Subcontractor and supplier costs), all payment records and all records showing all costs incurred in labor and personnel of any kind, records and other data as the State may request concerning work performed or to be performed under this Contract.

13.3.3 The Contractor acknowledges and agrees that no claim for payment which is premised to any degree upon actual costs of the Contractor shall be recognized or payable by the State except and to the extent that such actual costs are substantiated by records required to be maintained under these provisions.

13.3.4 The Contractor acknowledges and agrees that its obligation to establish, maintain and make available records and the State's right to audit as delineated herein shall extend to actual costs incurred by Subcontractors in performing work required under the Contract Documents. The Contractor shall require in each subcontract that the Subcontractor establish, maintain and make available to the State all records as defined and delineated herein, relating to all work performed under the Subcontractor including work performed by a sub-Subcontractor.

13.4 INSURANCE

13.4.1 Insurance To Be Carried By The Contractor:

The Contractor shall obtain and maintain, at its expense and for the duration of the contract, minimum insurance coverage set forth below. By requiring such minimum insurance, the State of New Jersey shall not be deemed or construed to have assessed the risk that may be applicable to the Contractor under this contract. The Contractor shall assess its own risks and if it deems appropriate and/or prudent, maintain higher limits and/or broader coverage. The Contractor is not relieved of any liability or other obligations assumed or pursuant to the Contract by reason of its failure to obtain or maintain insurance in sufficient amounts, duration or types.

a Commercial General Liability:

(1) Commercial General Liability (CGL)-ISO occurrence form CG001 or a substitute form providing a minimum coverage of \$2,000,000 per occurrence for bodily injury liability and \$2,000,000 per occurrence for property damage liability and shall cover liability arising from:

- Premises/Operations

- Independent Contractors
 - Products/Completed Operations
 - Personal and Advertising Injury
 - Liability assumed under an insured contract (including defense cost assumed)
- (2) The State of New Jersey shall be included as an additional insured under the CGL using ISO additional insured endorsement CG 20 10 and CG 20 37 or a substitute providing equivalent coverage, which endorsement shall include coverage for the State of New Jersey arising out of the completed operations of the contractor, and which coverage shall be maintained in effect for the benefit of the State of New Jersey for a period of three (3) years following the completion of the work specified in section 7.3 of this contract. Additional Insured coverage as required in this subparagraph shall apply as primary insurance with respect to any other insurance or self-insurance programs afforded to the State of New Jersey.
 - (3) The CGL general aggregate shall apply separately to this project using ISO CG 2503 form – designated construction projects(s) General Aggregate Limit.
 - (4) There shall be no endorsement or modification of the CGL limiting the scope of coverage for liability arising from explosion, collapse or underground property damage.
 - (5) If not included in the policy form the CGL policy must be endorsed with a separation of insureds (severability of interests) endorsement.
 - (6) CGL policy must provide or be endorsed (ISO form CG 24 04) to provide for waiver of subrogation.

b Business Automobile Liability:

- (1) Contractor and subcontractors shall maintain business auto liability insurance and such insurance shall cover liability arising out of any auto (including owned, hired and non-owned autos).
- (2) The limits of liability shall be not less than \$1,000,000 per occurrence for both bodily injury and property damage liability.
- (3) Business Automobile coverage shall be written on ISO form CA 00 01 or a substitute form providing equivalent liability coverage. If necessary, the policy shall be endorsed to provide contractual liability coverage equivalent to that provided in the 1990 and later additions of CA 00 01.
- (4) If required by law, the business auto policy shall be endorsed to provide pollution liability coverage equivalent to that provided under the ISO pollution liability broadened coverage for covered autos form

CA 99 48 and the Motor Carrier Act endorsement (MCS 90) shall be attached.

- (5) Waiver of Subrogation -- Contractor waives all rights against the State of New Jersey for recovery of damages to the extent these damages are covered by the business auto liability insurance obtained by Contractor pursuant to Paragraph 2.0 of this Agreement.
- c Workers Compensation: Workers Compensation Insurance applicable to the laws of the State of New Jersey and other State or Federal jurisdiction is required to protect the employees of the Contractor or any Subcontractor who will be engaged in the performance of this Contract. This insurance shall include employers' liability protection with a limit of liability not less than \$500,000.
- d Umbrella Liability: Contractor must maintain an Umbrella Liability Policy excess of the Commercial General Liability, Automobile Liability and Employer Liability coverage.
 - (1) The coverages of the umbrella policy must be as broad as the primary policies covered by this policy and include a "drop-down" provision if the primary coverage becomes impaired or exhausted.

13.4.2 Insurance To Be Carried By The State of New Jersey:

- a Builders Risk Insurance: Unless otherwise provided in this agreement the State of New Jersey shall provide and maintain, in a company or companies lawfully authorized to do business in the jurisdiction which this project is located, Builders Risk Insurance in the amount of the initial contract amount as well as subsequent modifications for the entire project at the site on a replacement cost basis.
 - (1) The Builders Risk coverage shall be on an "All Risk of direct physical loss or damage" or equivalent policy form and include theft, earthquake, flood, temporary structures, demolition and increased cost of construction, architects fees and expenses . Also the insurance must include coverage for Equipment Breakdown Coverage (a.k.a. Boiler & Machinery) which shall cover insured Equipment during installation and testing. The Builders Risk insurance shall include the interest of the State of New Jersey, the general Contractor, subcontractors and sub-tier contractors in the project.
 - (2) The Builders Risk Policy shall cover all materials equipment and supplies, assemblies and furnishings intended for specific installation in the project while located at the site. The policy will cover portions of the work off site and portions of the work in transit subject to the policy sub-limits for these coverages.
 - (3) Waivers of Subrogation -- The State of New Jersey and Contractor waive all rights against (1) each other and any of their subcontractors, sub-subcontractors, agents and employees and (2) the Architect/Engineer, Architect/Engineer's Consultants, and any of their

subcontractors, Sub-subcontractors, agents and employees for damages caused by fire or other causes of loss to the extent covered by the Builders Risk insurance or any other property insurance applicable to the work.

- (4) The Builders Risk policy will provide for a waiver of subrogation against all interested parties covered by the policy but only to the extent the loss is covered by the policy.
- (5) The above insurance shall apply only to the work described in this contract, and shall not apply to alterations, repairs, maintenance and installations of systems, equipment and other items of work which do not result in creating additional habitable space. This insurance shall not protect against damage or loss to any of the Contractor's or Subcontractor's tools, equipment, scaffolding, staging towers or forms and Contractor's materials stored on Site which are not part of the construction Project,. It is understood that the Contractor will, at its own expense, carry all insurance which may be required to provide the necessary protection against such loss or damage herein described which shall contain a waiver of any right of subrogation against the State of New Jersey.
- (6) Deductible Provisions -- The insurance protection described herein may contain a deductible clause. The State of New Jersey agrees to bear the cost of all deductibles of the Builders Risk Policy.
- (7) Loss Reporting and Loss Adjustment – The Contractor will receive a Loss Reporting Form whenever Builders’ Risk Insurance is written. This form includes appropriate loss reporting instructions. In the event of loss, the Contractor shall immediately notify the State of New Jersey, DPMC, in writing, and take any other appropriate steps as may be required under the standard builders' risk insurance policy in effect. Upon the occurrence of any loss or damage prior to the acceptance of the building by the State, the Contractor shall, at the State's option, replace and repair the damaged work as originally provided in the drawings and specifications at no additional compensation to that provided in the original Contract.
- (8) Status Trustee for Loss Adjustment -- All losses will be adjusted with, and payable to, the State of New Jersey, as trustee for the insured as their interests may appear. The Contractor shall be named jointly with the State in all policies of insurance, all of which shall be open to inspection by the State.
- (9) This provision shall not relieve the Contractor from its obligation to complete, according to plans and specifications, the Project covered by the Contract, and the Contractor and its surety shall be obligated to full performance of the Contractor's undertaking.

13.5 ASSIGNMENT OF ANTITRUST CLAIMS

13.5.1 The Contractor recognizes that in actual economic practice, overcharges resulting from antitrust violations are in fact usually borne by the ultimate purchaser. Therefore, and as consideration for executing this Contract, the Contractor, acting herein by and through its duly authorized agent, hereby conveys, sells, assigns, and transfers to the State of New Jersey, for itself and on behalf of its political subdivisions, instrumentalities, and public agencies, all right, title and interest to all claims and causes of action it may now or hereafter acquire under the antitrust laws of the United States or the State of New Jersey, relating to the particular goods or services purchased or acquired by the State of New Jersey or any of its political subdivisions or public agencies pursuant to this Contract.

13.5.2 In connection with this assignment, the following are the express obligations of the Contractor:

- a. The Contractor will take no action which will in any way diminish the value of the rights conveyed or assigned hereunder.
- b. The Contractor will advise the Attorney General of New Jersey and DPMC:
 - (1) in advance of its intention to commence any action on its own behalf regarding any such claim or cause(s) of action; and/or
 - (2) immediately upon becoming aware of the fact that an action has been commenced on its behalf by some other person(s) of the tendency of such action.
- c. The Contractor will notify the defendants in any antitrust suit of the fact of the within assignment at the earliest practicable opportunity after the Contractor has initiated an action on its own behalf or becomes aware that such an action has been filed on its behalf by another person. A copy of such Notice will be sent to the Attorney General of New Jersey and the DPMC.

13.5.3 It is understood and agreed that in the event any payment under any such claim or cause of action is made to the Contractor, it shall promptly pay over to the State of New Jersey the allotted share thereof, if any, assigned to the State hereunder.

END, GENERAL CONDITIONS

SECTION 011100

SUMMARY

PART 1 - GENERAL

1.1 SCOPE OF WORK

A. The Scope of this Project is for the demolition of abandoned buildings and includes:

1. Rodent Control
2. Soil Erosion Controls
3. Site Protection
4. Building Demolition
5. Demolition of Site Improvements
6. Excavation, Backfilling, and Grading
7. Removal and Disposal of Site Debris
8. Removal and Disposal of Demolition Debris
9. ACM Abatement
10. Termination and removal of water and sewer services

1.2 MARKOUT SERVICES

A. Prior to any onsite or off site activity contact New Jersey Dig (1-800-272-1000) for a buried utility markout survey. If the survey should expire, or markings become illegible, contractors requiring excavation as part of their work shall be responsible for arranging a new survey.

1.3 SITE PROTECTION

- A. Confine operations to those areas designated on the drawings.
- B. Do not interfere with, impair, or prevent the use maintenance and operations of the adjoining roads, curbs, sidewalks, structures, lands, and public use areas.
- C. Repair all damage to the adjoining structures, roads, curbs, sidewalks, structures, lands, and public use areas as a result of operations under this contract. Clean adjacent structures and improvements of dust, dirt, and debris caused by the demolition operations.

1.4 WARRANTIES

A. The Contractor warrants to the State and Engineer that the work furnished under this Contract will be good quality and be free of defects for a period of one year from the date of acceptance, and will conform to the requirements of the Contract Documents.

PART 2 – MATERIALS (NOT USED)

PART 3 – EXECUTION (NOT USED)

END OF SECTION

SECTION 013000

ADMINISTRATIVE REQUIREMENTS

PART 1 – GENERAL

1.1 PROJECT MEETINGS

- A. Construction Progress Meetings will be held at the Project site on a bi-weekly basis. Attendees shall include the Contractor and applicable subcontractor(s), DPMC/OCS Project Manager, and the Engineer.
- B. Provide a two-week look-ahead schedule at each bi-weekly meeting. The two- week look-ahead shall indicate the work to be performed on each workday in detail for the forthcoming two weeks.

PART 2 – MATERIALS (NOT USED)

PART 3 – EXECUTION (NOT USED)

END OF SECTION

SECTION 013216

CONSTRUCTION PROGRESS SCHEDULE

PART 1 – GENERAL

1.1 CONTRACT COMPLETION

- A. The work under this Contract shall be completed within 30 days from the date of the Notice to Proceed.

1.2 PROJECT SCHEDULE

- A. Submit a Project Construction Schedule (no CPM) meeting the requirements of the General Conditions within ten (10) calendar days of the Notice to Proceed for review and approval.
- B. Provide a written Project Schedule Analysis at each bi-weekly Project meeting.
- C. Provide a written outline of the work completed within the past two weeks and a forecast of work projected within the next two week period at each bi-weekly Project meeting.
- D. If the Project should fall behind schedule, provide a complete revised recovery schedule when requested by the Engineer.

PART 2 – MATERIALS (NOT USED)

PART 3 – EXECUTION (NOT USED)

END OF SECTION

SECTION 014113

REGULATORY COMPLIANCE

PART 1 – GENERAL

1.1 REGULATORY COMPLIANCE

- A. The Contractor is solely responsible for all site safety.
- B. Inspect and assure compliance with all statutory requirements for worker protection and safety. Provide, inspect, and assure that all workers utilize appropriate worker protective and safety gear.
- C. Instruct workers and inspectors in the proper use of all protective and safety equipment.
- D. All safety equipment shall be OSHA approved.

1.2 CODES AND STANDARDS

- A. New Jersey Uniform Construction Code: The work described by these Contract Documents shall be accomplished in strict accordance with the New Jersey Uniform Construction Code and in full compliance with the following Subcodes and Standards as applicable:

INTERNATIONAL BUILDING CODE, NEW JERSEY EDITION
2009 NATIONAL PLUMBING CODE
NJAC 5:23-8 ASBESTOS HAZARD ABATEMENT SUBCODE

- B. Asbestos Abatement Standards: Accomplish the work described by these Contract Documents in strict accordance and in full compliance with the Federal and State Standards specified in Section 020590.
- C. Borough of Sayreville: Comply with Borough regulations and standards for traffic control and sewer and water terminations.

1.3 PERMITS

- A. Asbestos Abatement Permit: The Licensed Asbestos Abatement Contractor shall obtain and pay for all permits and pay all associated fees, including any bonds that may be required.
- B. U.C.C. Construction (Demolition) Permits will be issued after:
 - 1. All abatement work is completed and abatement closeout documents are submitted in accordance with Section 020590.
 - 2. Sewer and water terminations shall be completed under this Contract and termination letters shall be issued by the Borough of Sayreville.
 - 3. There will be no costs to the Contractor for U.C.C. Construction (Demolition) Permits.
- C. Sewer and Water Terminations: Obtain and pay for all permits and pay all associated fees that may be required by the Borough of Sayreville.
- D. Soil Erosion and Sediment Control Permits will be obtained by the Owner.

1.4 INSPECTIONS

- A. Inspections: Construction demolition inspections will be provided by DCA Code Inspection Group and will be coordinated through the DPMC, Office of Construction Services Construction Manager. Conduct all testing required by the Inspectors and Code.
- B. Sewer and water terminations shall be inspected by the Borough of Sayreville.

**PART 2 – MATERIALS (NOT
USED)**

PART 3 – EXECUTION (NOT USED)

END OF SECTION

SECTION 014523

TESTING AND INSPECTION SERVICES

PART 1 – GENERAL

1.1 TESTING AGENCY

- A. Engage and pay for an independent testing agency(s), acceptable to the DPMC, to conduct all testing and inspection services listed below.

1.2 SPECIAL TESTING AND INSPECTIONS

- A. Compaction testing.
- B. Environmental testing as specified in specification sections 020590 and 020700.

PART 2 – MATERIALS (NOT USED)

PART 3 – EXECUTION (NOT USED)

END OF SECTION

SECTION 015100

TEMPORARY UTILITIES

PART 1 – GENERAL

1.1 SUMMARY

- A. This section includes the requirements for temporary utilities. There are no active utilities available at the work locations. Installation and removal of and use charges for temporary utilities shall be included in the lump sum price bid unless otherwise indicated. Upon completion of the work, remove the temporary utilities. Arrange with utility company as necessary for any required temporary utilities.

1.2 PHONE SERVICE

- A. The Contractor is required to have a working cellular telephone on site.

1.3 TEMPORARY WATER

- A. Provide water service if water is required for the performance of the work. Provide connections and extensions of services as required for construction operations.

1.4 TEMPORARY ELECTRICAL POWER

- A. Provide portable generators if power is required for the performance of the work. Provide connections and extensions as required for construction operations. Comply with NECA, NEMA, and UL standards and regulations for temporary electric service.

1.5 TEMPORARY LIGHTING

- A. Provide temporary lighting within the building work area that provides adequate illumination for construction operations, observations, inspections, and traffic conditions.

END OF SECTION

SECTION 015526

TRAFFIC CONTROLS

PART 1 – GENERAL

1.1 TRAFFIC CONTROL DEVICES

- A. Provide, install and maintain traffic control devices as required by the Borough of Sayreville in accordance with Section 159 of the NJDOT Standard Specifications for Road and Bridge Construction. Obtain approvals from the Borough of Sayreville for any required traffic control operations.

1.2 VEHICLES

- A. Vehicle, truck, and equipment access:
 - 1. Avoid traffic conflicts with the public. Do not block the public roads.
 - 2. Protect adjacent building surfaces and the site from vehicles and equipment.
 - 3. Confine all vehicles and equipment to the paved road surfaces and stabilized soil surfaces.

PART 2 – MATERIALS (NOT USED)

PART 3 – EXECUTION (NOT USED)

END OF SECTION

SECTION 015626

TEMPORARY FENCING

PART 1 – GENERAL

1.1 PROTECTIVE BARRIERS AND SIGNAGE

- A. No public access shall be allowed on the site of work until the property is restored and accepted by the State. Enclose the site and maintain protective fencing and barriers during demolition and restoration operations to prevent public access. Provide all specified and necessary signage to inform and restrict public access. Maintain a minimum of ten foot separation between construction areas and open public walkways, roads, and parking areas.
- B. Protective barriers to restrict access to the construction site shall be temporary 6' high chain link fencing properly supported on steel posts. Provide chain link fence with minimum 2-inch, 0.148-inch thick, galvanized steel, chain-link fabric fencing; minimum 6 feet high with galvanized steel pipe posts; minimum 2-3/8-inch OD line posts and 2-7/8-inch OD corner and pull posts, with 1-5/8-inch OD top and bottom rails. Provide galvanized steel bases for supporting posts. Provide gates as required for the construction operations. Install fence before construction operations being.

1.2 DAMAGE TO PROPERTY

- A. Without expense to the Owner, restore to its original condition any property that has been damaged due to the negligence and/or work of the Contractor's agents, employees or subcontractors. Complete all such repairs to the satisfaction of the Engineer.

PART 2 – MATERIALS (NOT USED)

PART 3 – EXECUTION (NOT USED)

END OF SECTION

SECTION 016100

PRODUCT REQUIREMENTS

PART 1 – GENERAL

1.1 SHOP DRAWINGS AND SUBMITTAL PROCEDURES

- A. Schedule of Shop Drawings and Other Submittals: Within seven (7) days of the Notice to Proceed, submit a Schedule of anticipated Shop Drawings and other submittals to be made, including the anticipated submission date and date of action required by the design professional.
- B. DPMC 12/13: This form is to be used for submission for approval of all subcontractor(s), materials to be utilized in the construction, manufacturers/suppliers and for Professional Services. Complete the Contractor Section as follows:
1. **Submission Type:** Place a check mark in the appropriate block(s) that applies to the submission.
 2. **Trade:** Place a check mark in the appropriate block that identifies the trade related to the submission.
 3. **Contractor Name:** The Prime Contractor submitting the form inserts his company name in the space indicated.
 4. **Description of Submittal:** Include a brief description of the submittal.
 5. **General Condition, Specification or Drawing section:** Identify the Article, Spec Section or Drawing that represents the submission type, i.e., Article 4.11.2 Sleeve & Opening Drawing, Spec Section 115575 Condensate Pump, Drawing FP2.2 Ames Backflow Preventer.
 6. **Vendor/Manufacturer/Supplier/Subcontractor:** Insert the name, address, and telephone number of the vendor/manufacturer/supplier or subcontractor for which he is requesting approval. (When required, insert the license number and registration number in the space provided, attach a copy of said license and certification.)
- C. Submit the original and six (6) copies of the DPMC 12/13 form (with attachments when appropriate) to the Engineer. Transmit a copy of the cover letter or transmittal to the Office of Construction Services Project Manager.
- D. Shop Drawings: Date and mark shop drawings and samples to show the name of the Project, Engineer, Contractor, originating subcontractor, manufacturer or supplier and detailer, if pertinent. Completely identify the Specification Section and locations at which materials or equipment are to be installed. Reproduction of the contract drawings is acceptable as shop drawings only when specifically authorized in writing by the Engineer. Submission of shop drawings, manufacturer's specifications, installation instructions, material diagrams and samples shall be accompanied by the Contractor's transmittal form and DPMC form 12/13 as outlined in paragraph B of this section. Submit one (1) reproducible transparency and three (3) prints of each shop drawing including fabrication, erection, layout and setting drawings and such other drawings as required under various sections of the specifications, until final approval is obtained. Submit six (6) copies of the manufacturer's descriptive data including catalogue sheets for materials, equipment and fixtures, showing dimensions, performance characteristics and capabilities, wiring diagrams and controls, schedules and other pertinent information as required. Where printed material describes more than one product or model, clearly identify which is to be furnished. The Contractor is responsible for obtaining and distributing required prints of shop drawings to other prime contractors, subcontractors, and material suppliers after, as well as before, final approval. Prints of reviewed shop drawings shall be made from transparency which carries the Engineer's appropriate stamp.
- E. Make all submittals within fourteen (14) calendar days of the Notice to Proceed.

1.2 SUBSTITUTIONS

- A. Submit proposed substitutions within seven (7) calendar days from the Notice to Proceed; after that time has expired no substitutions will be considered by the State. Substitution submittals that are incomplete will be rejected.

PART 2 – MATERIALS (NOT USED)

PART 3 – EXECUTION (NOT USED)

END OF SECTION

SECTION 0178000

CLOSEOUT SUBMITTALS

PART 1 – GENERAL

1.1 CLOSE-OUT DOCUMENTS

A. At the completion of construction provide five (5) copies of a bound manual containing the following documents.

1. Waste Manifests
2. Recycling Plan
3. Test Reports
4. As-built Drawings
4. Pre-Demolition Photographs
5. DCA Inspection Reports
6. DCA Certificate of Acceptance

PART 2 – MATERIALS (NOT USED)

PART 3 – EXECUTION (NOT USED)

END OF SECTION

SECTION 020590

REMOVAL OF ASBESTOS-CONTAINING MATERIALS

PART 1 – GENERAL

1.1 CONTRACTOR REQUIREMENTS AND QUALIFICATIONS

- A. All work involving the removal and disposal of asbestos-containing materials shall be accomplished by a State of New Jersey, Department of Labor and Workforce Development, licensed Asbestos Abatement Contractor.
- B. The Contractor shall be pre-qualified with the State of New Jersey, Department of the Treasury, Division of Property Management Construction for C092-Asbestos Removal/Treatment.
- C. All employees shall possess and maintain on their person a valid asbestos worker or supervisor certification issued by the State of New Jersey, Department of Labor and Workforce Development, while working on this project.
- D. The Contractor shall furnish evidence that each worker and supervisor has been given medical examinations and respiratory fit tests within the previous twelve months in accordance with United States Department of Labor, Occupational Safety and Health Administration (OSHA) 29 CFR 1910 and 29 CFR 1926 requirements.
- E. The Contractor shall be responsible for securing the work area(s) at the end of the shift, and all on-site waste containers/dumpers. In addition, failure to comply with all site health and safety requirements, these Technical Specifications, and all applicable local, State and Federal regulations will require issuance of a Stop Work order by the Owner's Representative/IHT.
- F. Temporary electric service for use during construction shall be provided by the Contractor/IHT. Temporary electrical service shall be made available to the Owner's Representative/IHT for sampling requirements. Temporary electrical service shall continue to operate at each work site until satisfactory clearance testing is achieved. The Contractor shall secure locations of all temporary electrical services (i.e., generators). The Contractor shall install GFCI protection at a point of source outside of containment.
- G. All electrical connections, except to outlets and extension cords, will require the Contractor to utilize a State of New Jersey, licensed Electrician.

1.2 DEFINITIONS

- A. The following words, terms and abbreviations, when used in this section, shall have the following meanings unless the context clearly indicates otherwise.
 - 1. Abatement - Procedures to control fiber release from asbestos-containing materials. Includes removal, encapsulation, enclosure, repair, demolition and renovation activities.
 - 2. Airlock - A serial arrangement of rooms whose doors are spaced a minimum of four (4) feet apart so as to permit ingress or egress through one (1) room without interfering with the next and constructed in such a manner as to prevent or restrict the free flow of air in either direction.
 - 3. Air Monitoring - The process of measuring the fiber content of a known volume of air collected during a specific period of time. The procedure utilized for asbestos follows the

NIOSH Method 7400. For clearance air monitoring, electron microscopy methods may be utilized for lower limits of detection and specific fiber identification.

4. Amended Water - Water to which a surfactant has been added.
5. Asbestos - The asbestiform varieties of serpentinite (chrysotile), riebeckite (crocidolite), cummingtonite-grunerite, anthophyllite, and actinolite-tremolite. For purposes of determining respiratory and worker protection both the asbestiform and non- asbestiform varieties of the above minerals and any of these materials that have been chemically treated and/or altered shall be considered as asbestos.
6. Asbestos-Containing Material (ACM) - Material composed of asbestos of any type and in an amount greater than 1% by weight, either alone or mixed with other fibrous or non-fibrous materials.
7. Asbestos-Containing Waste Materials - Any material that is or suspected of being or any material contaminated with an asbestos-containing material, which is to be removed from a work area for disposal.
8. Authorized Personnel - The Owner, the Owner's Representative, Asbestos Abatement Contractor personnel, Asbestos Safety Control Monitor personnel, emergency personnel, or a representative of any Federal, State or local regulatory agency or other personnel under contract for or having jurisdiction over the project.
9. Barrier - Any surface that seals off the work area to inhibit the movement of fibers.
10. Breathing Zone - A hemisphere forward of the shoulders with a radius of approximately 6 to 9 inches.
11. Building Owner - The Owner or his authorized representative.
12. Category I Non-friable ACM - Asbestos-containing packing, gaskets, resilient floor covering and asphalt roofing products containing more than 1 percent asbestos as determined using the method specified in appendix A, subpart F, 40 CFR part 763, section 1, Polarized Light Microscopy.
13. Category II Non-friable ACM - Any material, excluding Category I non-friable ACM, containing more than 1 percent asbestos as determined using the methods specified in appendix A, subpart F, 40 CFR part 763, section 1, Polarized Light Microscopy that, when dry, cannot be crumbled, pulverized, or reduced to powder by hand pressure.
14. Ceiling Concentration - The concentration of an airborne substance that shall not be exceeded.
15. Clean Room - An uncontaminated area or room which is a part of the worker decontamination enclosure system with provisions for storage of worker's street clothes and clean protective equipment.
16. Contractor - The Asbestos Abatement Contractor licensed by the State of New Jersey, Department of Labor and Workforce Development.
17. Critical Barrier - Two layers of nominal six (6) mil polyethylene sheeting that completely seals off the work area to prevent the distribution of fibers to the surrounding area, such as the opening between the top of a wall and the underside of ceiling construction, electrical outlets, non-removable lights, HVAC systems, windows, doorways, entranceways, ducts, grilles, grates, diffusers, wall clocks, speaker grilles, floor drains, sink drains, etc.

18. Curtained Doorway - A device to allow ingress or egress from one room to another while permitting minimal air movement between the rooms, typically constructed by placing three (3) weighted overlapping sheets of plastic over an existing or temporarily framed doorway, securing each along the top of the doorway, securing the vertical edge of the two outer sheets along one vertical side of the doorway and securing the vertical edge of the middle sheet along the opposite vertical side of the doorway. Other effective designs are permissible.
19. Decontamination Enclosure System - A series of connected rooms, separated from the work area and from each other by air locks, for the decontamination of workers and equipment.
20. Disposal Bag – six (6) mil thick leak-tight plastic bags used for transporting asbestos waste from work and to disposal site. Each is labeled as follows:

DANGER
CONTAINS ASBESTOS FIBERS
AVOID CREATING DUST
CANCER AND LUNG DISEASE HAZARD
AVOID BREATHING AIRBORNE ASBESTOS FIBERS
AND
Asbestos, NA2212, RQ
AND
Class 9 Label

The Contractor shall also label all disposal bags and/or containers with the name of the waste generator (Owner) and the location from which the waste was generated; all in accordance with the USEPA NESHAPS regulation - 40 CFR Part 651, Subpart M.

21. Encapsulant - A liquid material which can be applied to asbestos-containing material which controls the possible release of asbestos fibers from the material either by creating a membrane over the surface (bridging encapsulant) or by penetrating into the material and binding its components together (penetrating encapsulant).
22. Encapsulation - The application of an encapsulant to asbestos-containing materials to control the release of asbestos fibers into the air.
23. Filter - A media component used in respirators to remove solid or liquid particles from the inspired air.
24. Flame-Resistant Polyethylene Sheeting - A single polyethylene film in the largest sheet size possible to minimize seams, nominal six (6) mil thick, conforming to requirements set forth by the National Fire Protection Association Standard 701, Small Scale Fire Test for Flame-Resistant Textiles and Films.
25. Friable Asbestos Material - Material that contains more than 1% asbestos by weight and that can be crumbled, pulverized, or reduced to powder by hand pressure when dry.
26. HVAC - Heating, Ventilation and Air Conditioning system.
27. HEPA Filter - A High Efficiency Particulate Air (HEPA) filter capable of trapping and retaining 99.97% of asbestos fibers greater than 0.3 microns in length.
28. HEPA Filter Vacuum Collection Equipment (or vacuum cleaner) - High efficiency particulate air filtered vacuum collection equipment with a filter system capable of

collecting and retaining asbestos fibers. Filters should be of 99.97% efficiency for retaining fibers of 0.3 microns or larger.

29. Negative Pressure - Air pressure lower than surrounding areas, generally caused by exhausting air from a sealed space (work area).
30. Negative Pressure Respirator - A respirator in which the air pressure inside the respirator inlet covering is positive during exhalation in relation to the air pressure of the outside atmosphere and negative during inhalation in relation to the air pressure of the outside atmosphere.
31. Negative Pressure Air Filtration Device (AFD) - A local exhaust system device, utilizing HEPA filtration capable of maintaining a negative pressure inside the work area and a constant air flow from adjacent areas into the work area and exhausting that air outside the work area.
32. Owner's Representative – USA Environmental Management, Inc., which will be represented on-site by an Industrial Hygiene Technician (IHT) for all non-permitted work and an Asbestos Safety Technician, certified by the New Jersey Department Affairs, for all permitted work. The IHT/AST shall ensure compliance with these Technical Specifications; all applicable local, State and Federal Regulations; perform air monitoring and analyze PCM air samples on-site.
33. Personal Monitoring - Sampling of the asbestos fiber concentrations within the breathing zone of an employee.
34. Prior Experience - Experience required of the contractor on asbestos projects of similar nature and scope to insure capability of performing the asbestos abatement in a satisfactory manner. Similarities shall be in areas related to material composition, project size, abatement methods required, number of employees and the engineering, work practice and personal protection controls required.
35. Regulated Asbestos-Containing Material (RACM) - (a) Friable asbestos material, (b) Category I Non-friable ACM that has become friable, (c) Category I Non-friable ACM that will be or has been subjected to sanding, grinding, cutting, or abrading, or (d) Category II Non-friable ACM that has a high probability of becoming or has become crumbled, pulverized, or reduced to powder by the forces expected to act on the material in the course of demolition or renovation operations.
36. Removal - The stripping of any asbestos-containing materials from surfaces or components of a facility.
37. Renovation - Altering in any way one or more facility components. Operations in which load-supporting structural members are wrecked or taken out are excluded.
38. Respirator - A device designed to protect the wearer from the inhalation of harmful atmospheres.
39. Shower Room - A room between the clean room and the equipment room in the worker decontamination enclosure with hot and cold or warm running water controllable at the tap and suitably arranged for complete showering during decontamination.
40. Surfactant - A chemical wetting agent added to water to improve penetration, thus reducing the quantity of water required for a given operation or area.

41. Time Weighted Average (TWA) - The average concentration of a contaminant in air during a specific time period.
42. Visible Emissions - Any emissions containing particulate asbestos material that are visually detectable without the aid of instruments. This does not include condensed uncombined water vapor.
43. Water Column (w.c.) - a unit of measurement for pressure differential.
44. Wet Cleaning - The process of eliminating asbestos contamination from building surfaces and objects by using cloths, mops or other cleaning utensils that have been dampened with amended water or diluted removal encapsulant and afterwards thoroughly decontaminated or disposed of as asbestos contaminated waste.
45. Work Area - Designated rooms, spaces, or areas of the project in which asbestos abatement actions are to be undertaken or which may become contaminated as a result of such abatement actions. A contained work area is a work area that has been sealed, plasticized and equipped with a negative pressure air-filtration system.
46. Worker decontamination enclosure - A decontamination system consisting of a clean room, a shower room, and an equipment room separated from each other and from the work area by airlocks and curtained doorways. This system is used for all worker entrances and exists to and from the work area and for equipment pass out for small jobs.

1.3 OWNER'S RIGHT TO CARRY OUT ASBESTOS ABATEMENT WORK

- A. If the Contractor and/or Sub-Contractor neglects to carry out the activities related to the Asbestos Abatement Work, which would cause endangerment to public health, the Owner may, with 24 hour notice to the Contractor act to correct such deficiencies.
- B. In the above cases an appropriate Change Order or Construction Change Directive shall be issued deducting from payments then or thereafter due to the Contractor the cost of correcting such deficiencies, including compensation for the Architect's/Asbestos Abatement Consultant's additional services and expenses made necessary by such default, neglect, or failure. If payments then or thereafter due the Contractor are not sufficient to cover such amounts, the Contractor shall pay the difference to the Owner.

1.4 NOTIFICATIONS

- A. Send written notification as required by USEPA, National Emission Standards for Hazardous Air Pollutants (NESHAP), Asbestos Regulations (40 CFR, Part 61, Sub-part M), to the regional asbestos NESHAP Contact at least 10 business days prior to beginning any work on asbestos-containing materials. Send notification to the following address for REGION 2:

1. United States Environmental Protection Agency- Region 2
Division of Enforcement and Compliance Assistance
Air Compliance Branch (DECA-ACB)
290 Broadway - 21st Floor
New York, NY 10007-1866

Send written notifications to the State Agencies listed, as applicable:

2. State of New Jersey
Department of Environmental Protection
Division of Solid and Hazardous Waste
P.O. Box 414
Trenton, NJ 08625-0414
3. State of New Jersey
Department of Community Affairs
Division of Codes and Standards
Asbestos Safety Unit
101 South Broad Street
P.O. Box 816
Trenton, NJ 08625-0816
4. State of New Jersey
Department of Health
Consumer, Environmental & Occupational Health Services
P. O. Box 369
Trenton, NJ 08625-0369
5. State of New Jersey
Department of Labor & Workforce Development
Division of Public Safety & Occupational Safety & Health
Asbestos Control & Licensing Section
1 John Fitch Plaza
P.O. Box 949
Trenton, NJ 08625-0949

B. Construction Permit

1. The Contractor shall be responsible for obtaining a construction permit in accordance with N.J.A.C. 5:23-2.

C. Regulatory Compliance

1. The Contractor shall furnish documentation to the building Owner or his designated representative that the firm and its employees are familiar with the following regulations of the United States Department of Labor, Occupational Safety and Health Administration (OSHA) and the United States Environmental Protection Agency (EPA) relating to the application, removal, disposal, and treatment of asbestos:
 - a. OSHA regulations, namely: 29 CFR 1910.1001, 29 CFR 1926.58 and 29 CFR 191.134, Respiratory Protection and 29 CFR 1910.20, Access to Employee Exposure and Medical Records.
 - b. EPA regulations, namely: Subparts A and M of 40 CFR Part 61, National Emissions Standards for Hazardous Air Pollutants.
2. One copy of each of the regulations cited in Article 1.4.C.1 shall be available in the Contractor's business office and one copy of each shall be maintained in view at the job site, available to both the public and the Contractor's employees.
3. The Contractor shall display at the job site, copies of documents required in Articles 1.4.A and 1.4.B.
4. The Contractor shall be responsible for controlling access at the work site and shall maintain a daily log of personnel conducting asbestos removal activities. A list of worker names shall

be posted with their start and stop times for each day. Copies of the daily log shall be given to the Project Monitor at the end of the project.

5. The Contractor shall strictly adhere to all precautions necessary for the safety and health of workers in accordance with provisions of OSHA Standards 29 CFR Part 1926, Construction Standards, and 29 CFR 1910, General Industry Standards. The applicable parts of NIOSH Health Hazard Evaluation Report Number HETA 84-321-1590 shall be adhered to.

1.5 CONTRACTOR SUBMITTALS

- A. The Asbestos Abatement Contractor shall submit the following information to the Owner's Representative prior to mobilization at the worksite:
 1. Notification forms submitted to State and Federal agencies;
 2. Written description of emergency procedures to be followed in case of injury or fire. Include information regarding evacuation procedures, source of medical assistance and procedures to be used by medical personnel;
 3. Inspection report of existing site conditions;
 4. Supervisor(s) license(s);
 5. Worker(s) license(s);
 6. Telephone numbers and locations of emergency response personnel;
 7. Written Respiratory Protection Program and proof of OSHA compliance with 29 CFR 134;
 8. Material Safety Data Sheets (MSDS) for all materials and chemical agents brought onto the site;
 9. Written Standard Operating Procedures.
- B. After completion of work on this project the Asbestos Abatement Contractor shall submit the following information to the Owner's Representative:
 1. Daily activity reports and personnel sign-in sheets;
 2. Minutes of meetings;
 3. Visitations; authorized and unauthorized;
 4. Special or unusual events;
 5. Waste material disposal manifests.

1.6 CODES & STANDARDS RELATIVE TO ASBESTOS ABATEMENT

- A. Except to the extent that more explicit or more stringent requirements are written directly into the Contract Documents, all applicable codes, regulations and standards have the same force and effect (and are made a part of the Contract Documents by reference) as if copied directly into the Contract Documents, or as if published copies are bound herewith.
- B. The Contractor shall assume full responsibility and liability for the compliance with all applicable Federal, State, and local regulations pertaining to work practices, hauling, disposal, and protection of

workers, visitors to the site, and persons occupying areas adjacent to the site. The Contractor is responsible for providing medical examinations and maintaining medical records of personnel as required by the applicable federal, state and local regulations. The Contractor shall hold the Owner and the Owner's Representative harmless for failure to comply with any applicable work, hauling, disposal, safety, health or other regulation on the part of himself, his employees, or subcontractors.

C. State of New Jersey requirements which govern asbestos abatement work or hauling and disposal of asbestos waste materials include but are not limited to the following:

1. Asbestos Licenses and Permits

New Jersey Department of Labor & Workforce Development
Division of Public Safety & Occupational Safety & Health
Asbestos Control & Licensing Section
1 John Fitch Plaza
P.O. Box 949
Trenton, NJ 08625-0949

2. Asbestos Hazard Abatement Sub-code - N.J.A.C. 5:23-8

New Jersey Department of Community Affairs
Division of Codes and Standards
Asbestos Safety Unit
101 South Broad Street
P.O. Box 816
Trenton, NJ 08625-0816

3. Asbestos Training Courses - N.J.A.C. 8:60 and 12:120

New Jersey Department of Health and Senior Services
Indoor Environments Program
Consumer and Environmental Health Services
P. O. Box 360
Trenton, NJ 08625-0360

4. Disposal Regulations - N.J.A.C. 7:26

New Jersey Department of Environmental Protection
Division of Solid and Hazardous Waste
P.O. Box 414
Trenton, NJ 08625-0414

D. Standards which apply to asbestos abatement work of hauling and disposal of asbestos waste materials include but are not limited to the following:

1. American National Standards Institute (ANSI)

25 West 43rd Street, 4th floor
New York, NY 10036

- a. *Fundamentals Governing the Design and Operation of local Exhaust Systems Publication Z9.2-79.*
- b. *Practices for Respiratory Protection Publication Z88.2-80.*

2. American Society for Testing and Materials (ASTM)

100 Barr Harbor Drive, P.O. Box C700
West Conshohocken, PA 19428-2959

- a. *Safety and Health Requirements Relating to Occupational Exposure to Asbestos E 849-82.*

b. *Specification for Encapsulants for Friable Asbestos-Containing Building Materials Proposal P-189.*

1.7 SUMMARY OF WORK

A. Applicable Buildings:

1. 39 Weber Avenue (Block 169.03, Lot 21.01)
2. 67 Weber Avenue (Block 169.04, Lots 17 & 18)
3. 68 Weber Avenue (Block 169.41, Lots 4 & 5)
4. 70 Weber Avenue (Block 169.41, Lots 6 & 7)
5. 101 Weber Avenue (Block 169.05, Lot 8)
6. 104 Weber Avenue (Block 169.10, Lot 56)

B. Scope of work: The applicable residential buildings listed above have been surveyed and tested for the presence of asbestos containing materials (ACM). ACM were found to be present at each of the above residences. ACM identified must be removed by a State of New Jersey, Department of Labor and Workforce Development, Licensed Asbestos Abatement Contractor prior to demolition.

1.8 DESCRIPTION OF WORK

A. Removal of asbestos-containing materials shall be completed in accordance with all applicable Federal, State and Local regulations and guidelines and per the NJ Asbestos Hazard Abatement Subcode for Demolition (N.J.A.C. 5:23-8.18) and these Contract Documents.

B. Quantities:

1. SF = Square Feet
2. LF = Linear Feet

39 WEBER AVENUE – RESIDENCE		
Material	Location	Quantity
Vapor Barrier/Tar Sealant, Below Grade Exterior Wall	Below Grade Foundation Wall	1,150 SF

67 WEBER AVENUE – GARAGE		
Material	Location	Quantity
Black Flashing at Interface of Chimney and Roofing	Roof at Chimney	6 SF

68 WEBER AVENUE – RESIDENCE		
Material	Location	Quantity
Gypsum Paper Drywall and Associated Joint Compound	Throughout, 1 st Floor	1,264 SF
White Door Caulk at Interface of Brick and Door Frame	Main Entrance Door Mud Room Door	42 LF
White Window Caulk at Interface of Brick and Window Frame	Front Façade Windows	73 LF
Black Vapor Barrier/Tar Sealant Below Grade on Exterior Wall	Below Grade Foundation Wall	650 SF

70 WEBER AVENUE – RESIDENCE		
Material	Location	Quantity
Gypsum Paper Drywall and Associated Joint Compound	Throughout, 1 st Floor	4,990 SF
Black Flashing at Interface of Chimney and Roofing	Roof at Chimney	6 SF

101 WEBER AVENUE – RESIDENCE		
Material	Location	Quantity
Gypsum Paper Drywall and Associated Joint Compound	Throughout, 1 st Floor	4,390 SF
Yellow Wall Adhesive	Kitchen and Hallway	264 SF
Black Adhesive/Vapor Barrier on Concrete Floor	Front Porch	108 SF
Black Mastic Associated with Removed 9” Floor Tile	Master Bathroom	28 SF
Window Caulk Associated with Basement Windows	Basement Windows	28 LF
Black Flashing/Tar Sealant at Roof Vent Pipes and Chimney	Roof at Chimney	16 SF
Black Vapor Barrier/Tar Sealant Below Grade on Exterior Wall	Below Grade Foundation Wall	900 SF

104 WEBER AVENUE – RESIDENCE		
Material	Location	Quantity
Gypsum Paper Drywall and Associated Joint Compound	Throughout Building	4,850 SF
Textured Ceiling Finish	Dining/Living Room	170 SF
Black Vapor Barrier/Tar Sealant Below Grade on Exterior Wall	Basement - Foundation	530 SF

- C. The Contractor shall be responsible for all cleaning and asbestos decontamination required to complete the specified abatement as well as any cleaning and asbestos decontamination that may be required due to the abatement activities.
- D. No attempt has been made to quantify the exact amount of ACM in the above mentioned locations. The Contractor is expected to have acquainted itself with the work area(s) involved, and to have investigated the location and amount of all identified materials. Information regarding quantification anywhere in the Contract Documents shall not in any way be construed or applied so as to limit the Contractor’s obligation to remove and dispose of, or otherwise treat as specified, all ACM so identified, nor to form the basis of any change of the Contract Sum or Time.
- E. The Contractor shall be responsible for overall coordination of the Asbestos Abatement Work with the demolition work.

1.9 ADDITIONAL INFORMATION

- A. Any Contract Drawings are designed to complement the Technical Specifications. Wherever conflicts arise between any Contract Drawings and the Technical Specifications, the more stringent shall apply.
- B. Prepare all asbestos-containing materials for transportation and disposal in accordance with NEHAPS, OSHA and the United States Department of Transportation (USDOT) asbestos waste handling requirements.
- C. The Contractor shall utilize proper protective equipment such as safety glasses, disposable gloves, protective suits, safety shoes and HEPA cartridge equipped full-face respirators and other appropriate personal protective equipment when handling asbestos contaminated materials during pre-cleaning activities.

PART 2 – PRODUCTS (Not Used)

PART 3 – EXECUTION

3.1 REMOVAL OF ASBESTOS-CONTAINING MATERIALS

- A. Removal of asbestos-containing materials shall be completed in accordance with all applicable Federal, State and Local regulations and guidelines and per the NJ Asbestos Hazard Abatement Subcode for Demolition (N.J.A.C. 5:23-8.18) and these Contract Documents.
- B. The Owner reserves the right to conduct monitoring during the removal activities, holding the Subcontractor and Contractor responsible for cleaning activities resulting from improper handling of debris and waste and/or the receipt of unacceptable air sampling results, in accordance with the contingency plan criteria promulgated by the New Jersey Asbestos Hazard Abatement Sub code (N.J.A.C. 5:23-8) for an “asbestos hazard abatement project”. The Owner’s sampling may include progress sampling and/or clearance air sampling both inside the building and outside of the building at the work site perimeter.
- C. The Contractor shall be responsible for controlling access into the secured area to properly trained and protected personnel only.
- D. The asbestos-containing materials shall be removed by two person teams. The first worker shall continually mist the material with amended water; the second shall remove the materials from their existing substrate.

3.2 DECONTAMINATION UNITS

- A. The Contractor shall construct a decontamination unit (remote or attached) as indicated in the Contract Documents and per OSHA requirements. The decontamination unit shall be contiguous with the work area if not a remote. Entrance flaps for each chamber are to be weighted and installed so that the flaps will close if airflow into the work area is stopped for any reason.
 - 1. Each chamber for the decontamination unit shall be minimum of 4’x4’. The decontamination unit shall be framed and each chamber enclosed with two (2) layers of six (6) mil flame resistant polyethylene sheeting. Three (3), six (6) mil flame resistant polyethylene flaps shall overlap at the entrance/exit to each chamber.

2. The chambers shall consist of a clean room followed by a shower room, and finally an equipment room. The shower room shall have hot/cold running water with a shower and soap.

3.3 REMOVAL OF INTACT ASBESTOS-CONTAINING MATERIALS

A. DESCRIPTION OF WORK

1. Work specified herein is limited to those materials that can be removed intact and in whole sections such as, but not limited to:
 - a. Foundation Wall(s) with Vapor Barrier
 - b. Window Unit(s)

B. PRODUCTS

1. Six (6) mil polyethylene sheeting
2. Spray glue
3. High quality duct tape
4. Garden sprayer
5. Amended water
6. Asbestos warning signs
7. Other equipment deemed necessary by the Contractor, such as man-lifts, fork lifts, etc.

C. EXECUTION OF WORK

Establish work area engineering controls as indicated in these Technical Specifications.

1. The Contractor shall provide all ladders, scaffolding and/or other necessary equipment for the installation of all engineering controls and removal of materials.
2. Install one (1) layer of six (6) mil polyethylene sheeting, extending ten (10) feet out from the building, and extending twelve inches (12") up the building wall where work is being performed. Contractor shall overlap all seams by a minimum of twelve inches (12").
3. Install asbestos warning/caution tape a minimum of twenty feet (20') out in all directions where work is being performed.
4. If applicable, install critical barriers consisting of two (2) layers of fire retardant, six (6) mil polyethylene sheeting over all windows from the interior side of the work areas.
5. Post appropriate warning signs and/or tape at the entrance to the work area and around the work area boundaries.
6. Mist the material with amended water.
7. Unless the substrate is contaminated with asbestos, remove fasteners used to secure the non-friable asbestos containing material (ACM) to a substrate without disturbing the ACM.

8. Remove the non-friable ACM in whole sections and place on two (2) layers of six (6) mil polyethylene sheeting.
9. Package the ACM with the two (2) layers of polyethylene sheeting and seal all seams with spray-glue and duct tape.
10. Place appropriate warning signs and generator labels on the packaged ACM and place in the on site waste container or Asbestos Abatement Contractor's registered vehicle, in accordance with the requirements set forth in this Technical Specification.
11. Personnel shall decontaminate in accordance with the requirements set forth in this Technical Specification.
12. If interior abatement, engineering controls shall remain operational until a satisfactory visual inspection, final clearance air samples have been collected and the clearance criteria achieved, as conveyed by the IHT.

3.4 EXTERIOR ASBESTOS REMOVAL (ROOFING MATERIALS)

Any Contract Drawings and General Provisions of the Contract, including General and Supplementary Conditions and other Technical Sections apply to work of this Section.

A. DESCRIPTION OF THE WORK

1. This part applies only to removal of non-friable exterior roofing/flashing materials or non-friable asphalt-based exterior mastic materials.

B. PERSONAL PROTECTION

1. Exterior work may be performed using half-mask, dual cartridge, air purifying respirators. Organic vapor cartridges placed in tandem with HEPA filters shall be required when solvents are used to remove mastic materials.
2. All workers engaged in exterior removal must wear protective clothing over disposable underwear, or a tight-fitting, nylon swimsuit. Shoes may be worn for exterior work, provided the shoes are stored in sealed bags at the decontamination area at the end of the day, and properly decontaminated after completion of the work.

C. EXTERIOR ASBESTOS REMOVAL

1. Provide suitable tools for removal of roof felts, tar, and mastics. Roof cutters are permissible only when proper steps are taken to ensure dust-free removal conditions, and local regulatory agencies permit the use of such equipment.
2. Roof level heating and ventilation air intake sources shall be isolated with critical barriers or the ventilation system shall be shut down.
3. When removing roofing materials which contains asbestos the Contractor shall ensure that the following work practices are followed:
 - a. Roofing material shall be removed in an intact state to the extent feasible.
 - b. Wet methods shall be used to remove roofing materials that are friable, or that will be rendered friable during removal, unless such wet methods are not feasible or will create safety hazards.
 - c. Cutting machines shall be continuously misted during use, unless a competent person determines that misting substantially decreases worker safety.

- d. When removing built-up roofs with asbestos-containing roofing felts and an aggregate surface using a power roof cutter, all dust resulting from the cutting operation shall be collected with a HEPA-filtered dust collector, or shall be HEPA vacuumed by vacuuming along the cut line.
 - e. When removing built-up roofs with asbestos-containing roofing felts and a smooth surface using a power roof cutter, the dust resulting from the cutting operation shall be collected either by a HEPA dust collector or HEPA vacuuming along the cut line, or by gently sweeping and then carefully and completely wiping up the still-wet dust and debris left along the cut line.
4. Asbestos-containing material that has been removed from a roof shall not be dropped or thrown to the ground. Unless the material is carried or passed to the ground by hand, it shall be lowered to the ground via covered, dust-tight chute, crane or hoist:
 - a. Any ACM that is not intact shall be lowered to the ground as soon as is practicable, but in any event no later than the end of the work shift. While the material remains on the roof it shall either be kept wet, placed in an impermeable waste bag, or wrapped in plastic sheeting.
 - b. Intact ACM shall be lowered to the ground as soon as is practicable, but in any event no later than the end of the work shift.
 5. Upon being lowered, unwrapped material shall be transferred to a closed receptacle in such manner so as to preclude the dispersion of dust.
 6. After completion of removal work, all surfaces from which asbestos has been removed must be wet-cleaned, and the entire surface must be vacuumed with a HEPA-filtered vacuum.
 7. Any adhesive materials such as mastic, asphalt, or tar must be removed using a suitable (non-toxic) solvent. The residue must be bagged and properly disposed of as ACM. On porous or irregular surfaces where all traces of ACM cannot be removed, encapsulant may be applied. Prior to encapsulation, however, these areas must be inspected and approved by Consultant.

3.5 CAULK ABATEMENT PROCEDURES

- A. The following procedures shall be followed while performing abatement of asbestos-containing caulking:
 1. The Contractor shall inspect and verify all ACM planned for removal from the subject building as described in Scope of Work.
 2. No asbestos abatement work including preparation shall be performed or continued without having proper notification and a State of New Jersey, Department of Labor and Workforce Development, certified asbestos supervisor at the work site.
 3. Workers performing the work must receive OSHA awareness training and work practices training related to asbestos disturbances and handling and must have a valid State of New Jersey, Department of Labor and Workforce Development asbestos worker license.
 4. Signs:
 - a. Post an approximately 20" x 14" manufactured caution sign at each entrance to the work areas displaying the following legend with letter sizes and styles of a visibility required by 29 CFR, Part 1926.
 - b. Provide signs in English

LEGEND:
DANGER
ASBESTOS
CANCER AND LUNG DISEASE HAZARD
RESPIRATORS AND PROTECTIVE CLOTHING ARE REQUIRED
IN THIS AREA

5. A restricted area shall be established using warning tape extending at least twenty-five feet (25') from the affected areas of the building or to the nearest vertical obstruction or the curb. Provide three inch (3") wide red barrier tape printed with black lettered, "DANGER ASBESTOS REMOVAL". Locate barrier tape across all corridors, entrances and access routes to asbestos Work Area. Install tape three feet (3') to four feet (4') above the ground level.
6. Install one (1) layer of six (6) mil polyethylene sheeting, extending ten (10) feet out from the building, and extending twelve inches (12") up the building wall where work is being performed. Contractor shall overlap all seams by a minimum of twelve inches (12").
7. All openings to the structure's interior, which are within twenty-five feet (25') feet of the affected ACM, shall be closed and covered with a critical barrier consisting of two (2) layers of nominal six (6) mil polyethylene.
8. Prior to initiating caulking removal activities, the interior of the opening shall be covered with a critical barrier consisting of two (2) layers of nominal six (6) mil polyethylene.
9. The restricted area may be entered only by certified workers or authorized visitors.
10. Contractor shall install and utilize fixed scaffolding or a man lift to facilitate removal of caulking from outside the building. Comply with all applicable OSHA fall protection requirements.
11. A remote worker and waste decontamination unit shall be constructed outside the work area, and attached to common spaces leading to individual work areas.
12. All asbestos handlers shall wear two disposable suits, including gloves, hood and footwear, and appropriate respiratory equipment, after removing street clothes in the clean room.
13. Do not conduct work on the exterior if wind speeds are greater than 20 miles per hour. Work must stop and clean up must occur before rain begins.
14. ACM shall be sprayed with amended water in sufficient frequency and quantity for enhanced penetration. Sufficient time shall be allowed for penetration to occur prior to removal action or other disturbance-taking place. Dry removal of asbestos materials is prohibited.
15. Each abatement team shall be equipped with appropriate tools, rags, a portable supply of amended water, and a HEPA vacuum. After the ACM caulking material is adequately wetted, it shall be stripped using hand tools, with the ACM caulking material being directly bagged or dropped into a flexible catch basin and promptly bagged. The stripped joints shall then be HEPA vacuumed, and then wet-wiped, to remove any loose debris still in place.
16. Do not allow bags of ACM to be dropped or thrown to the ground. For asbestos materials, dropped distances greater than ten feet (10'), dust tight, enclosed, inclined chutes must be used.

17. Upon completion of the stripping at a location and before moving to the next, the surfaces of the immediate work area shall be rendered free of visible debris. No visible ACM shall remain; the IHT shall inspect all surfaces prior to the Contractor moving to the next work area.
18. The polyethylene covering of the platform or flooring shall be carefully bagged, and a new polyethylene sheet applied, and secured, at the next work area.
19. After the ACM removal and bagging, the bagged waste shall be HEPA-vacuumed then wet-cleaned and transferred into the airlock or into the shower room for double bagging, and thereafter the double-bagged waste shall be transferred outside the airlock or outside the clean room for its final transfer for storage in an enclosed waste container.
20. If interior abatement, engineering controls shall remain operational until a satisfactory visual inspection, final clearance air samples have been collected and the clearance criteria achieved, as conveyed by the IHT.
21. The Contractor shall remove all polyethylene sheeting (critical barriers, etc.) and dispose of properly.

3.6 TEMPORARY ENCLOSURES – FULL CONTAINMENT REMOVAL

A. PRE-CLEANING

1. The Contractor shall wet clean and HEPA vacuum all non-ACM, non-removable objects and seal in two (2) independent layers of six (6) mil fire retardant polyethylene sheeting.
2. All removable items; i.e., electrical, heating, ventilating and other non-ACM objects, attached to the asbestos-containing material shall be wet cleaned and removed from the work areas.

B. PREPARATORY WORK

1. Install critical barriers. Provide and install structural framework and/or reinforcement as necessary to ensure that barriers remain in place and are secured air tight throughout the abatement period.
 - a. Critical barriers shall be composed of two (2) independent layers of six (6) mil polyethylene sheeting. Any critical barrier wall/ceiling shall be composed of two (2) layers of six (6) mil polyethylene sheeting.
 - b. The critical barriers shall be affixed to the substrate with duct tape, stapled or fastened with spray-on adhesives, glue beads or horizontal wood battens.
2. Where applicable, the Contractor shall install floor coverings consisting of one (1) layers of six (6) mil polyethylene sheeting.
 - a. The floor layer shall extend up the wall at least 12 inches.
 - b. The Contractor shall minimize the number of seams on the floor and no seams shall be permitted between wall and floor joints.
3. Where applicable, after floor coverings are in place, the Contractor shall erect one (1), six (6) mil polyethylene sheeting wall, extending from the ceiling to the floor, overlapping floor sheeting by at least 18 inches.
 - a. No seams shall be located at the corners.

4. Where applicable, the Contractor shall install a ceiling consisting of one (1) layer of six (6) mil fire-rated polyethylene sheeting, if the ceiling cannot be adequately cleaned during the clean-up phase (i.e., acoustical ceiling plaster).
5. Air Filtration Devices (AFDs) shall be put in place, equipped with HEPA filters.
 - a. AFDs shall exhaust to the exterior of the building.
 - b. Sufficient number of AFDs shall be utilized to ensure air changes every 15 minutes with an acceptable pressure established.
 - c. AFDs shall be field tested in accordance with applicable regulations.
6. The Contractor shall construct a decontamination unit as per applicable regulations and install a manometer with continuous print out at the entrance of the decontamination unit.

C. REMOVAL

1. The asbestos containing material(s) shall be sprayed with amended water or a removal encapsulant by means of a low-pressure sprayer. The ACM shall remain adequately wet at all times of removal.
2. Removal shall commence from the decontamination unit, towards the AFD(s).
3. All waste shall be wet and placed into labeled six (6) mil polyethylene bags. All bags shall be double bagged with OSHA labels visible.
 - a. The Contractor may place the sealed, double bagged waste bags in a sealable drum as may be required to maintain the integrity of the disposal container.
4. Sharp objects shall be cut into manageable pieces while wet. The objects shall then be placed in sealable, leak proof containers or wrapped in two (2) layers of six (6) mil polyethylene sheeting.
5. After removal of the asbestos containing material, the Contractor shall fine clean all surfaces with nylon brushes, wet sponges or equivalent. Material shall remain adequately wet.
6. Waste bags and/or drums shall be cleaned and disposed of in an on-site dumpster or Contractor's vehicle, registered with the New Jersey Department of Environmental Protection.
7. All accessories and equipment shall be moved to the equipment room of the decontamination unit and cleaned prior to exiting the decontamination unit.
8. Water utilized for the shower room of the decontamination unit shall be collected and added to the asbestos waste or solidified in a leak proof drum with an acceptable polymer.

D. CLEAN-UP

1. The Contractor shall fine spray and/or mist the work areas with amended water or a removal encapsulant; the work areas shall remain adequately wet at all times. All vertical and horizontal surfaces shall be wet wiped and cloths disposed of as asbestos contaminated waste.
2. After completion of cleaning all surfaces, the Contractor shall apply a sealant to all exposed surfaces. The sealant shall be tinted so as to be distinct from the underlying substrate.

3. Once the sealant is dry, the Contractor shall remove all floors, walls and ceilings by means of carefully rolling up the polyethylene sheeting, with the contaminated portion on the inside. The sheeting shall then be placed in labeled six (6) mil waste bags, double bagged and disposed of properly.
4. The Contractor shall wet clean with amended water or a removal encapsulant all surfaces within the work areas twice. All cloths used shall be disposed of as asbestos contaminated waste.
5. Critical barriers shall remain in place until satisfactory post abatement air sample results are obtained.

E. FINAL CLEAN-UP

1. Engineering controls shall remain operational until a satisfactory visual inspection, final clearance air samples have been collected and the clearance criteria achieved, as conveyed by the IHT.
2. The Contractor shall remove all polyethylene sheeting (critical barriers, etc.) and dispose of properly.
3. Inside of windows shall be washed.

3.7 REMOVAL OF NON-FRIABLE FLOOR TILE AND MASTIC

A. FLOOR TILE REMOVAL

1. The Contractor shall install a two (2) flapped fire retardant, six (6) mil polyethylene sheeted air lock at the entrance to the work areas. Entrance flaps are to be installed so that the flaps will close if air flow into each work area is stopped for any reason.
2. The Contractor shall be responsible for the erection of critical barriers consisting of two (2) layers of fire retardant, six (6) mil polyethylene sheeting over all openings and access points from the exterior of the work area(s) and over all electrical panels within the work areas. The Contractor shall provide all ladders, scaffolding and/or other necessary equipment for the installation of all engineering controls.
3. The Contractor shall provide and install HEPA-equipped air filtration device(s) (AFDs) within the work areas to create a continuous negative pressure within the work areas throughout abatement operations, in addition to the prevention of smoke/fumes from exiting the work areas. This may require more than one (1) AFD depending on conditions. Exhaust for the AFDs shall be ducted to the outside of the building.
 - a. If necessary, the Contractor shall construct all exterior exhaust manifolds using a minimum of 2 inch fire rated plywood sheeting with sheet metal flanges. The Contractor shall affix duct outlet with mechanical fasteners. The Contractor shall also be responsible for establishing streamers at the outlets of the duct work to provide quick assessment of the AFDs operation.
5. The Contractor shall remove floor tile by heating with an approved radiant heat machine until the heat penetrates through the tile and softens the adhesive. When the tile/adhesive is sufficiently heated, carefully lift the tile with a long handled tile scraper from the sub-flooring. Ensure that all broken tile show evidence of heat application and apply amended water to the broken tile and any debris before removing from the sub-flooring and disposal.

6. All waste shall be wet and placed into labeled six (6) mil polyethylene bags. All bags shall be double bagged with OSHA labels visible.
 - a. The Contractor may place the sealed, double bagged waste bags in a sealable drum as may be required to maintain the integrity of the disposal container.
7. ACM waste shall be stored in a covered, locked dumpster or approved waste transfer vehicle. Prepare waste for transport in accordance with specific requirements of the waste facility and all applicable local, state and federal regulations.
8. Transport the waste to the waste dumpster or waste vehicle in covered carts, with consideration given at all times to building occupants and/or facility personnel.
9. Engineering controls shall remain operational until a satisfactory visual inspection, final clearance air samples have been collected and the clearance criteria achieved, as conveyed by the IHT.
10. The Contractor shall remove all polyethylene sheeting (critical barriers, etc.) and dispose of properly.

B. MASTIC REMOVAL

1. Prepare work area as indicated in 3.7 A.
2. If mastic is applied to plywood sub-floor, Contractor shall remove the plywood sub-floor in its entirety as asbestos-containing. Mastic removal, via solvent solution, shall not be conducted on wood substrates.
3. Protect walls from slurry splash at floor /wall junction with polyethylene sheeting or other approved method.
4. Apply a NO ODOR and/or ODORLESS removal solution with a mop or hand sprayer. Allow removal solution to soak for a minimum of 5-10 minutes before removal. Do not allow the removal solution to penetrate the substrate or migrate to areas below the floor. Do not allow the removal solution to extend beyond the floor tile/mastic scheduled for removal.
5. Remove the adhesive using 3M black floor pad or equivalent. The floor must be continually kept wet during removal operation. HEPA vacuum adhesive slurry, or collect and wipe with rags. Dispose of as ACM waste.
6. Rinse floor and clean again, once as a minimum, and as many times as necessary, to remove adhesive to the desired degree. The completed floor shall be clean enough to accept new mastic and floor tile to the satisfaction of the Owner.
7. Engineering controls shall remain operational until a satisfactory visual inspection, final clearance air samples have been collected and the clearance criteria achieved, as conveyed by the IHT.
8. The Contractor shall remove all polyethylene sheeting (critical barriers, etc.) and dispose of properly.

3.8 ASBESTOS WASTE HANDLING AND DISPOSAL

- A. Disposal bags shall be six (6) mil, leak tight, and labeled in accordance with OSHA, NESHAPS, and the United States Department of Transportation (USDOT) regulations.

1. Load all asbestos-containing waste material in disposal bags or leak-tight drums. All materials are to be contained in one (1) of the following:
 - a. Two (2), six (6) mil disposal bags, or,
 - b. Two (2), six (6) mil disposal bags and a fiberboard drum, or
 - c. Two (2), six (6) mil disposal bags, and sealed steel drum.
2. Two (2) layers of six (6) mil flame resistant polyethylene sheeting shall be utilized for wrapping large components not suited for disposal bags or drums.
3. High quality tape shall be used to seal disposal bags and wrapped components.
4. The Contractor's vehicle and/or dumpster shall be lined with a critical barrier of two (2) layers of six (6) mil flame resistant polyethylene sheeting. The Contractor's vehicle and/or dumpster utilized to transport the asbestos waste off-site, and the Waste Hauler shall be licensed by the New Jersey Department of Environmental Protection.
5. Maintain records of waste shipments in accordance with NESHAPS 40 CFR Part 61, section 61.150, (d) 1-5 and (e). Provide waste shipment records with all requests for payment associated with the Contractor's work.
6. Notify the USEPA ID #27 approved landfill within 10-days prior to transportation of the asbestos-containing waste to the landfill. Provide the name and address of the landfill. Retain manifest from the landfill for all materials disposed. At the completion of asbestos abatement forward all manifests to the Owner.
7. On-site activities shall not be considered complete until all waste is off-site, upon demobilization of the work area(s), after receipt of satisfactory final clearance air sample results.

3.9 FINAL CLEARANCE AIR MONITORING

- A. The Owner's Representative/IHT shall collect final clearance air samples at the completion of interior abatement activities and after a satisfactory clean-up inspection.
- B. Engineering controls, critical barriers and the decontamination unit shall remain during final clearance air sampling.
- C. All final clearance air samples will be taken using aggressive sampling techniques as follows:
 1. Before sampling pumps are started, the exhaust from forced-air equipment (leaf blower with 1 HP electric motor) will be swept against all walls, ceilings, floors, ledges and other surfaces in the room. This procedure will be continued for five (5) minutes per 10,000 cubic feet of air volume.
 2. One 20" diameter fan per 10,000 cubic feet of room volume will be mounted in a central location at approximately 2 meters above the floor, directed towards the ceiling and operated at low speed for the entire period of sample collection.
 3. Air samples will be collected in areas subject to normal air circulation away from room corners, obstructed locations, and sites near windows, doors or vents.
- D. A minimum of five (5) samples will be collected from the work area and analyzed in accordance with the method set forth in the AHERA Regulation 40 CFR Part 763 Appendix A.
 1. For work area(s) where more than 160 SF or 260 LF of asbestos-containing materials have been removed, final clearance samples shall be collected/analyzed utilizing Transmission Electron Microscopy (TEM).

2. For work area(s) where less than 160 SF or 260 LF of asbestos-containing materials have been removed, final clearance samples shall be collected/analyzed utilizing Phase Contrast Microscopy (PCM).
3. TEM samples shall be analyzed at a laboratory accredited by the American Industrial Hygiene Association, participating in the National Voluntary Laboratory Accreditation Program (NVLAP). PCM samples shall be analyzed in accordance with the most recent revision to NIOSH method 7400.
4. Acceptable Clearance Criteria for work area demobilization and re-occupancy shall be as follows:
 - a. TEM: Average of less than 70 Structures per millimeter squared for all five (5) samples analyzed.
 - b. PCM: Less than 0.01 fibers per cubic centimeter.

PART 4 – PROJECT COMPLETION

4.1 FINAL INSPECTION

- A. The Owner's Representative/IHT shall perform a final inspection of the work area in accordance with New Jersey Department of Labor and Workforce Development requirements. If analytical results are obtained that are higher than the allowable threshold the Contractor shall re-clean the work area and the Owner's Representative shall re-test the area. This sequence shall be repeated until the final test results are acceptable.
 1. The Contractor shall be financially responsible for additional cleaning, Owner's Representative/IHT services and final clearance air sampling and analysis at no cost to the Owner.
- B. Upon receipt of acceptable final air tests the Contractor shall demobilize all critical and separation barriers, decontamination unit and engineering controls from the abatement work areas. All waste containers shall be off-site and en-route to an USEPA ID #27 approved landfill for final disposal.
- C. The Owner's Representative/IHT will perform a final visual inspection of the abatement work area(s) to document the project has been completed in accordance with these Technical Specifications and all applicable Local, State and Federal regulations.

END OF SECTION

SECTION 020700

DEMOLITION

PART 1 – GENERAL

1.1 RELATED DOCUMENTS

A. This Section includes:

1. Rodent Control
2. Building Demolition
3. Dust Control
4. Removal of Site Improvements and Below-Grade Construction
5. Removal of Foundation Walls and Footings
6. Removal of Curbs, Walks, Slabs, Decks and Miscellaneous Site Improvements.
7. Removal of Pavements
8. Disposal of Materials
9. Recycling of Materials
10. Recovery of Materials

B. Related work specified in other Sections:

1. Section 020590: Abatement of ACM
2. Section 312300: Excavation, Backfilling, and Grading
3. Section 312500: Erosion Controls
4. Section 220000: Plumbing
5. Section 329200: Turf and grasses

1.2 PRIOR APPROVALS

A. UCC Permits for the demolition of the dwellings shall not be released until all prior approvals have been obtained. The contractor is responsible to obtain the appropriate certifications after the following work is completed.

1. ACM has been abated.
2. Sewer and water services are disconnected

B. Submit all certifications to the Engineer for processing with the DPMC Office of Plan and Code Review.

1.3 REFERENCES

A. American National Standards Institute, Inc., ANSI A10.6, 1983 Demolition Operations – Safety Requirements

1.4 SUBMITTALS

A. The following must be submitted and approved prior to beginning demolition operations:

1. Demolition Plan: Submit proposed demolition and removal procedures for approval before work is started. Include procedures and detailed description of methods and equipment to be used for each operation and the sequence of operations. Submit dismantling and removal procedures and schedule.
2. Materials Salvage and Recycling Management Plan: Before the start of demolition, submit for approval a Materials Salvage and Recycling Management Plan for all materials designated to be salvaged or recycled. The Plan shall indicate how

demolition waste will salvaged and recycled. Salvage, recycle, and recover at least 80% of demolition waste by volume. Include a list of salvage and recycling outlets, which indicates where salvageable materials will be sent. Identify materials that are not recyclable or otherwise not recoverable that must be disposed of in a landfill or other means acceptable under State and local regulations. List permitted landfills and/or other disposal means to be employed for building waste that cannot be recycled. Indicate any instances where compliance with requirements of this Specification does not appear to be possible and request resolution from the Engineer.

3. Certificate of Pesticide Application.

B. Provide the following submittals after or during the course of the demolition operations:

1. Submit landfill-tipping receipts which provide volumes.
2. Submit receipts for materials types, weight or volume, and revenues from salvage and recycling.
3. Submit inventory of items or materials, which were salvaged and recycled.
4. Pesticides: Submit MSDS sheets and application instruction for each pesticide to be utilized.

1.5 QUALITY ASSURANCE

A. Regulatory Requirements: Comply with all applicable requirements of the State of New Jersey and applicable County ordinances and regulations concerning management of demolition and disposal of debris.

B. Pre-Construction Salvage Management Conference: Prior to the beginning of work at the site, schedule and conduct a conference to review the Materials Salvage and Recycling Management Plan and discuss procedures, schedules and specific requirements for materials to be salvaged, recycled, or disposed. Discuss coordination and interface between the Contractor and other abatement activities. Identify and resolve problems with compliance with the plan and other requirements. Record minutes of the meeting, identifying all conclusions reached and matters requiring further discussion and resolution.

1. Attendees: The Contractor and related Contractor personnel associated with the work of this Section, including personnel to be in charge of the materials to be salvaged and recycled; the Construction Quality Manager; the Engineer, and such additional Owner personnel as the Owner deems appropriate.
2. Plan Revision: Make any revision to the Materials Salvage and Recycling Management Plan agreed upon during the meeting and incorporate resolutions agreed to be made subsequent to the meeting. Submit the revised plan to the Engineer for approval.

C. Implementation: Designate an English speaking, on-site party responsible for instructing workers and implementing the Materials Salvage and Recycling Management Plan. Distribute copies of the Materials Salvage and Recycling Management Plan to the job site foreman and each appropriate subcontractor. Provide on-site instruction on appropriate salvaging, removing, recovering, and handling procedures to be used by all subcontractors at appropriate stages of the work at the site. Also include discussion of Materials Salvage and Recycling Management Plan in regular job meeting as long as it is appropriate to do so.

1.6 REGULATORY AND SAFETY REQUIREMENTS

A. Comply with Federal, State, and County hauling and disposal regulations. In addition to these requirements, demolition operations shall conform to ANSI A10.6 Demolition Operations – Safety Requirements.

- B. In the performance of the work in this Section comply with NJAC 5:17.

1.7 DUST AND DEBRIS CONTROL

- A. Prevent the spread of dust and debris within adjacent public rights-of-way and adjacent properties. Avoid the creation of a nuisance or hazard in the surrounding area.
- B. Limit the use of water for dust control and terminate its use if it results in hazardous or objectionable conditions such as flooding or runoff.
- C. Utilize street cleaning procedures daily to remove debris from the access point to the property.
- D. Sweep pavement(s) as often as necessary to control the spread of debris that may result in foreign object damage potential to person or property.

1.8 PROTECTION

- A. Do not proceed with demolition operations until temporary fencing and soil erosion and sediment control procedures, as required elsewhere in these Specifications, are installed.
- B. Where pedestrian and driver safety is endangered in the area of removal work, use traffic barricades with flashing lights. Anchor barricades in a manner to prevent displacement.
- C. Protect existing infrastructure, which is to remain after the work in this Section is completed. Repair items, which are to remain, and which were damaged during the performance of the work to their original condition, or replace with new.
- D. Undertake backfilling, compaction, and grading immediately after demolition in accordance with the requirements of Section 312300.

1.9 UTILITY DISCONNECTS

- A. Telephone, cable, natural gas and electrical services serving the buildings to be demolished have been disconnected. Verify that all utilities have been disconnected before any demolition begins. Submit verification to Engineer prior to commencing any on-site activity.
- B. Termination of water service and sewer connection is specified in section 220000. This work must be completed prior to the demolition of the buildings.

1.10 DEFINITIONS

- A. Salvage is defined as the recovery or reapplication of a package or product for uses similar or identical to its originally intended application, without manufacturing or preparation processes that significantly alter the original package or product. Salvage refers to materials that are recovered for reuse off-site and sold or donated to a third party.
- B. Recycling is defined as the process of collecting and preparing recyclable materials and reusing them in their original form or in manufacturing processes that do not cause the destruction of recyclable materials in a manner that precludes further use.
- C. Recovery is defined as any process that reclaims materials, substances, energy, or other products contained within or derived from the waste. It includes waste-to-energy, composting, and other processes. It also includes materials, which if released into the atmosphere or disposed in landfills may cause environmental damage.

1.11 STORAGE AND HANDLING

- A. Site Storage: Remove all materials that are to be salvaged and recycled from the site.

- B. Handling: Remove and handle salvage materials with care. Move salvaged materials so that no damage, dirt, adhesives, solvents, or other contaminants come in contact with them.

1.12 PHOTOGRAPHIC DOCUMENTATION

- A. Photographically document the condition of all curbs, walks and roads immediately adjacent to the site before construction. Such record shall document the location and extent of cracks and other damage that exists prior to the start of the work and at the completion of construction.
- B. Provide a minimum of 20 photographs to show existing conditions adjacent to property before starting the work. Provide a minimum of 20 photographs of existing buildings either on or adjoining property to accurately record physical conditions at start of construction. Take additional photographs as required to record settlement or cracking of adjacent structures, pavements, and improvements.
- C. Label photographs so that upon completion of the construction, or during construction if necessary, subsequent photographs can be taken from the same control points.
- D. Digital Photographs: Submit image files within three days of taking photographs. Provide the following information with each image description in file metadata tag: Description of vantage point, indicating location, direction (by compass point), and elevation or story of construction.
- E. Construction Photographs: Submit two prints of each photographic view within seven days of taking photographs in a standard three-ring binder. For each print, provide an applied label or rubber-stamped impression with the following information: Date photograph was taken if not date stamped by camera; Description of vantage point, indicating location, direction (by compass point), and elevation or story of construction.

PART 2 – PRODUCTS

2.1 PESTICIDES

- A. All pesticides used for the eradication of vermin (rodent and insects) shall be EPA Registered.

PART 3 – EXECUTION

3.1 VERMIN (RODENT AND INSECT) ERADICATION

- A. Treat the buildings to be razed with pesticides to assure that they are free from vermin.
- B. Application of pesticides shall be by a pest control operator licensed by the State of New Jersey, and be applied in accordance with the application instructions.
- C. Complete initial treatment at least one week before razing the buildings. After the initial treatment, conduct an inspection of the buildings to be razed and certify the pesticide treatment and that the buildings are vermin-free. If vermin are found during this inspection, re-treat the building until certified vermin-free by the pest control operator. Do not demolish any buildings until all buildings are certified vermin-free.
- D. Prior to beginning demolition, submit the record of an executed Certificate of Pesticide Application to the Engineer listing:
 - 1. Pesticides used and quantities
 - 2. Method of application
 - 3. Location of application
 - 4. Target vermin

5. Pre and post treatment inspection results

3.2 STRUCTURES

- A. Demolish structures completely including dwellings, porches, sheds, garages, patios, and decks.
- B. Proceed with demolition in a systemic manner from the top of the structure to the ground. Complete demolition work above each tier, or floor, before the supporting members on the lower levels are disturbed. Demolish concrete and masonry walls in small sections.
- C. Demolish structure by mechanical means. Do not use explosives or burning.
- D. Demolish and remove all below grade construction, including foundation walls, footings, grade slabs and other below grade construction.
- E. Immediately after demolition, backfill, compact, and grade the site in accordance with the requirements of Section 312300.

3.3 SITE IMPROVEMENTS

- A. Remove secondary electrical distributions, including site lighting conduit and wiring, whether shown on drawings or not, and immediately after demolition, backfill, compact, and grade the site in accordance with the requirements of Section 312300. Remove all other underground pipes located within the limits of removals.
- B. Below grade excavation and removal is unclassified. Remove all below grade structures whether shown on the plans or not.
- C. Remove fences and other site improvements where indicated on the drawings.

3.4 CURBS, PAVEMENTS, AND SLABS

- A. Remove curbing, pavements and concrete slabs, stairs, ramps, footings, and walks where indicated on the drawings. Confine removals to dwelling side of sidewalks within the street right-of-way.

3.5 REMOVAL OF UNCLASSIFIED DEBRIS

- A. It is the intent of the work of this Section that all debris and materials on each property or site be removed and disposed. This material is unclassified and may include collapsed wood structures, furniture, appliances, containers, paint, clothing, toys, tires, propane tanks, pipes, metals, etc.

3.6 MATERIALS TO BE RECOVERED

- A. Materials to be recovered prior to demolition include, but are not limited to, the following. Take the materials to an approved reclamation center. Utilize licensed technicians where required by regulations to recover regulated materials.
 - 1. Ozone-depleting refrigerants from appliances and air conditioners
 - 2. Thermostats and switches containing mercury
 - 3. Fluorescent lamps
 - 4. Lighting ballasts
 - 5. Appliances and motors
 - 6. Smoke detectors

3.7 MATERIALS TO BE RECYCLED

- A. Recover the following materials during demolition and take them to an approved recycling center. Comply with the Waste Materials Management Plan for recycled materials.
 - 1. Wood products
 - 2. Metals including wire and piping
 - 3. Brick
 - 4. Concrete products
 - 5. Asphalt pavements
 - 6. Roofing products
 - 7. Porcelain plumbing fixtures
 - 8. Tires

3.8 DISPOSITION OF MATERIAL

- A. Immediately relocate, recycle, or dispose of all other demolished material away from site.
- B. Except where specified in other Sections, all materials and equipment removed and not reused, becomes property of the Contractor and shall be removed from the property. Title to materials, resulting from demolition, and materials and equipment to be removed, is vested in the Contractor.
- C. Disposal of Rubbish and Debris: Dispose of all rubbish and debris in accordance with the requirements specified herein and in accordance with applicable laws and ordinances.
- D. Except for materials scheduled for recycling, remove all debris and legally dispose of the debris at a licensed landfill.
- E. Lead Hazard: In the performance of the work, remove and dispose of lead-based material in accordance with applicable DEP Regulations.

3.9 BACKFILLING AND GRADING

- A. Conduct backfilling, compaction, and grading in accordance with Section 312300.

END OF SECTION

SECTION 220000

PLUMBING

PART 1 – GENERAL

1.1 SUMMARY

A. This Section includes the following:

1. Locating and capping of sewer laterals at the location shown on the Plans and removal of the sewer lateral from the cap to the dwelling.
2. Locating and capping the water service at the curb valve, or other location as shown on the Plans, and removal of the water service from the cap to the dwelling.

1.2 RELATED WORK

Division 31 Earthwork

1.3 CODES AND STANDARDS

A. New Jersey Uniform Construction Code

B. 2009 National Standard Plumbing Code

C. Requirements of Sayreville Water and Sewer Department for termination and capping

1.4 DRAWINGS

A. Locations of the existing underground utilities are approximate. Locate the service lines and cap the services as specified.

1.5 PROJECT RECORD DOCUMENTS

A. Record the locations of all underground piping and caps on the as-built drawings.

PART 2 – PRODUCTS

2.1 SANITARY SEWER

- A. Cast Iron or PVC underground sanitary sewer pipe: Provide mechanical friction plug with natural rubber or flexible PVC bushing and stainless steel or galvanized steel pressure plates; or, provide slide-on-boot-style or equivalent flexible PVC cap with stainless steel clamping ring rated for underground installation.
- B. Concrete for encasement of sewer lateral disconnection: Utilize packaged dry concrete mix with a minimum 7-day compressive strength of 2,500 psi in conformance with ASTM C 387 requirements, or approved equal.

2.2 WATER PIPING

A. Copper Pipe Size 2 Inches and Under: Provide copper cap with soldered joints.

PART 3 – EXECUTION

3.1 GENERAL

- A. Do not start demolition work until utility disconnecting and sealing has been completed and all completion letters have been received and approved.
- B. Coordinate work with the Sayreville Water and Sewer Department. Provide Sayreville with not less than 72 hours notice of the activities.
- C. Install caps in accordance with manufacturer's instructions, the Plumbing Code, and as shown on the drawings.

3.2 TESTS

- A. Provide tests as required by the code inspectors and the Sayreville Water and Sewer Department, and submit proof in writing that such tests have been conducted and accepted.

END OF SECTION

SECTION 312300

EXCAVATION, BACKFILLING, AND GRADING

PART 1 – GENERAL

1.1 SUMMARY

- A. The work under this Section includes the following:
 - 1. Excavation, filling, backfilling, and compaction
 - 2. Grading
 - 3. Disposition of excess excavated materials and debris
 - 4. Final cleanup

1.2 RELATED WORK

- A. The work under this Section shall be coordinated with that specified under the following sections, whenever applicable:
 - 1. Section 312500 - Erosion Control
 - 2. Section 020700 - Demolition
 - 3. Section 015526 – Traffic Controls

1.3 STANDARDS

- A. Perform work in accordance with the “NJDOT Standard Specifications for Road and Bridge Construction, 2007,” as amended herein.

1.4 SUBMITTALS

- A. Submit certificates from a testing agency demonstrating that the fill material meets the Specification requirements.

PART 2 – PRODUCTS

2.1 MATERIALS

- A. Fill Material: Well graded sand and gravel free of deleterious material including debris, waste, frozen materials, vegetation, and organic matter and containing no more than 12% fines (minus No. 200 sieve size), and free of rock or gravel larger than 3 inches in any dimension. Excavated materials may be permitted if in the opinion of the Engineer such material is suitable.

PART 3 - EXECUTION

3.1 DEWATERING

- A. No subsurface boring information is available. The Contractor is advised that high seasonal or perched groundwater should be expected during excavation operations.
- B. Provide dewatering in the form of well pointing or other method for the proper execution of the work under this contract.

3.2 EXCAVATION

- A. Excavation shall be carried to the limits required by the construction. Material shall be removed to the lines and depth to allow construction of the various portions of the project.
- B. All excavation shall be unclassified, and all material of whatever character encountered shall be

removed, including bituminous and concrete pavements, footings and foundations, whether shown on the plan, or as may be encountered during the course of construction.

3.3 BACKFILL

- A. Filling and backfilling shall consist of depositing, spreading, and compacting approved materials to the required elevations indicated. Completely fill below-grade areas and voids.
- B. Place fill material in 8" to 10" layers. Spread each layer evenly and thoroughly place and mix during the spreading to ensure uniformity of material in each layer. Keep the surface of the fill at a slight slope to facilitate drainage of any ground or surface water that enters the excavation. The moisture content of the fill material shall be at, or slightly below, the optimum moisture content for the soils being utilized during the entire compaction operation. If, in the opinion of the Engineer, the fill is too dry for proper compaction, uniformly moisten or aerate the subgrade and fill layers before compaction to within 2 percent of optimum moisture content. Do not place, spread or compact fill material while the ground or fill is muddy, frozen or thawing or contains frost or ice. When work is interrupted by heavy rain, do not resume fill until the moisture content and density of the fill are as previously specified. Maintain ground water at a minimum of 2' below the surface of the fill during the backfilling operation. Compact the fill by suitable methods using roller and/or vibratory compactors of the proper size commensurate with the construction area. Utilize manual compactors within 5' of constructed or existing foundations, walls, and slabs.
- C. The minimum density to be obtained in the backfill is 95% of the maximum dry unit weight as defined in ASTM D-1557, Moisture Density Relations of Soil (Standard Proctor Compaction Test Method).

3.4 GRADING

- A. Rough grading: Grade to meet the elevations of adjacent areas to create a smooth surface, free from irregular surface changes. Uniformly rough grade the area of demolished construction.
- B. Bring subgrades, after final compaction, to the grades and sections for preparation of the final grading operations.
- C. Final Grading: Grade to the level of existing grade prior to demolition and to provide surface drainage. Provide a smooth transition between adjacent existing grades and new grades.

3.5 TESTING

- A. Compaction shall be minimum 95% of maximum dry unit weight as determined by ASTM D-1557. Engage and pay for a testing agency approved by DPMC to conduct compaction testing. Perform at least one test at each property at a location which is representative of the backfilling, compaction, and grading at the site. Remove, replace, and compact fill not meeting the required density until additional tests indicate compliance with Specifications.

3.6 FINAL CLEANUP

- A. Repair and reestablish grades to the required tolerances where completed or partially completed surfaces become eroded, rutted, settled, or where they lose compaction due to subsequent construction operations or weather conditions.
- B. Clean all areas occupied in connection with the project of all rubbish; excess materials, temporary structures and equipment, and leave all parts of the site in an acceptable condition.

END OF SECTION

SECTION 312500

EROSION AND SEDIMENTATION CONTROLS

PART 1 - GENERAL

1.1 SUMMARY

A. This Section includes the following:

1. Construction of temporary and permanent measures to control soil erosion and sedimentation including, but not limited to, vegetative cover, mulching, silt fence, tree protection, grading, diversions, slope protection, siltation barriers, dust control, and other such methods and materials necessary or directed by the Engineer to control soil erosion and sedimentation during construction.
2. Install erosion and sedimentation control measures prior to any clearing, grubbing, grading operations or demolition and maintain the measures until construction is complete and the construction area is stabilized. After restoration is complete, remove temporary control measures and dispose of properly.
3. Construct and maintain all erosion and sedimentation control measures in accordance with the Standards for Soil Erosion and Sediment Control in New Jersey, incorporated herein by reference, as amended and supplemented.

B. Related work:

1. Section 32920 – Turf and Grasses
2. Section 31225 – Excavation, Backfilling, and Grading

C. Referenced Standards:

1. Soil Conservation District Permit Requirements.
2. Standards for Soil Erosion and Sediment Control in New Jersey, 2014, incorporated herein by reference, as amended and supplemented.
3. NJDOT Standard Specification Section 158, Soil Erosion and Sediment Control and Water Quality Control.

PART 2 – PRODUCTS

2.1 GENERAL

A. Materials shall conform to the following:

1. Seed: Temporary seed mixture as indicated on the Plans.
2. Mulch: Hay or straw as indicated on the Plans.
3. Haybales: NJDOT Standard Specification Section 919.03, Hay and Straw.
4. Silt Barrier Fence: 24-inch height above ground, installed, as per the Plans.
 - a. Geotextile fabric section shall have a width of at least three feet (3'). The total exposed silt fence height shall be two feet (2') high after one foot (1') of fabric is buried in the existing soil.
 - b. Join geotextile sections in such a manner that, when in operation, the sections work effectively as a continuous fence. Install fence posts at a slight angle toward the anticipated runoff source.
5. Inlet Filters
 - a. Install inlet filters, consisting of geotextile fabric, to control sedimentation at inlet drainage structures.

- b. For existing inlet structures, place geotextile fabric under the grates, over the curb and extend beyond a minimum of six inches (6"). Place coarse aggregate size No. 8 shall behind each curb piece and on the geotextile fabric to secure the fabric in place.
- B. Any other materials required shall conform to the Standards for Soil Erosion and Sediment Control in New Jersey.

PART 3 – EXECUTION

3.1 INSTALLATION

- A. Install soil erosion and sediment control devices in accordance with the sequence of construction shown on the Soil Erosion and Sediment Control Plan.
- B. Install soil erosion and sediment control devices in accordance with the Standards for Soil Erosion and Sediment Control in New Jersey.

3.2 DUST CONTROL

- A. Employ construction methods and means that keep flying dust to the minimum.
- B. The use of calcium chloride or petroleum products or other chemicals for dust control is prohibited.
- C. Wet sweep the public streets adjacent to the site as needed to maintain dust control and in order to eliminate obstructions to street drainage.

3.3 DIRT CONTROL

- A. Provide for prompt removal from existing roadways of all dirt and other materials that have been spilled, washed, tracked or otherwise deposited thereon. Haul off-site or use any other methods to dispose of whenever the accumulation is sufficient to cause the formation of mud, interfere with drainage, damage pavements or create a traffic hazard.
- B. In order to minimize tracing of dirt and other materials onto roadways, construct a construction driveway at locations where vehicles exit a work site, as shown on the Plans. Maintain the driveways by top dressing with additional stone as directed.

3.4 DEWATERING

- A. Perform dewatering operations in accordance with the Standards for Soil Erosion and Sediment Control in New Jersey.
- B. When dewatering will occur and a dewatering permit is not required, monitor for adverse effects to structures or wells due to dewatering and remedy the same to the satisfaction of the Engineer. Discharges from dewatering activities which contain silt are subject to the following controls:
 - 1. All discharges from dewatering activities to surface waters, wetlands, vernal habitats, or storm sewers shall be free of sediment. Exercise care to not damage or kill vegetation by excessive watering or by damaging silt accumulation in the discharge area. If discharges are sediment laden, employ techniques to remove sediment prior to discharge. A sedimentation basin shall be constructed and used where necessary to protect vegetation and to achieve environmental objectives.

3.5 PROHIBITED CONSTRUCTION PROCEDURES

- A. Prohibited construction procedures include, but are not limited to, the following:
1. Dumping of spoil material into any stream corridor, any wetlands, any vernal habitats, any surface waters, any sites listed or eligible for listing on the New Jersey or National Registers of Historic Places, or at unspecified locations;
 2. Indiscriminate, arbitrary or capricious operation of equipment in any stream corridors, wetlands, vernal habitats or surface waters;
 3. Pumping of silt laden water from trenches or other excavations into any surface waters, stream corridors, wetlands, or vernal habitats;
 4. Damaging vegetation adjacent to or outside of the limit of disturbance;
 5. Disposal of trees, brush and other debris in any stream corridors, wetlands, vernal habitats, surface waters, or at unspecified locations;
 6. Permanent or unspecified alteration of the flow line of any drainage feature;
 7. Open burning of project debris;
 8. Use of calcium chloride, petroleum products or other chemicals for dust control;
 9. Use of asphaltic mulch binders; and
 10. Any unpermitted discharge of sewage.

3.6 SOIL EROSION AND SEDIMENT CONTROL MAINTENANCE

- A. Maintain soil erosion and sediment control measures throughout the life of the project to ensure that the measures function properly. Inspect soil erosion and sediment controls immediately after each rain and perform any corrective work immediately to return the soil erosion and sediment control measures to proper function, as directed. Riprap stones, coarse aggregate, silt fence, or hay bales damaged due to washouts or siltation shall be replaced as directed. When directed, remove and replace measures not functioning, due to clogging, damage, or deterioration.
- B. Remove sediment from silt fences, stone outlet structures, dams, and hay bales when the sediment reaches fifty percent (50%) of the height of the soil erosion and sediment control measure.

END OF SECTION

SECTION 329200

TURF AND GRASSES

PART 1 – GENERAL

1.1 SUMMARY

- A. This Section includes the following:
 - 1. Topsoil
 - 2. Soil conditioning
 - 3. Seeding
 - 4. Mulch and Mulch Stabilization
 - 5. Maintenance

- B. Similar work specified under other Sections:
 - 1. Soil erosion and sediment control practices: Section 312500

1.2 REFERENCES

- A. The publications listed below form a part of this Specification to the extent referenced.
 - 1. U.S. Department of Agriculture (DOA)
DOA FSA: Federal Seed Act Rules and regulations of the Secretary of Agriculture (latest edition)
 - 2. New Jersey Department of Transportation (NJDOT) 2007 Standard Specifications for Road and Bridge Construction
 - 3. New Jersey Standards for Soil Erosion and Sediment Control, latest edition.

1.3 PLANTING DATES

- A. Refer to the dates in the Master Soil Erosion and Sediment Control Notes and Details Plan for temporary and permanent planting dates. If the season prevents establishment of temporary or permanent cover, treat disturbed areas by mulching as specified on the Plans.

PART 2 – PRODUCTS

2.1 SEED

- A. State certified of the latest season's crop delivered in original sealed packages, bearing producer's guaranteed analysis for percentages of mixtures, purity, germination, weed seed content, and inert material. Label in conformance with DOA FSA. Seed which has become wet, moldy, or otherwise damaged in transit or storage will not be accepted. Refer to the Plans for the required seed mixtures.

2.2 TOPSOIL

- A. Reusable surface soil stripped and stockpiled on site may be used if in compliance with the Specifications for composition.
- B. Off-site topsoil shall conform to the Specifications for composition.
- C. Composition:
 - 1. Topsoil shall be obtained from naturally drained areas and shall be fertile, friable loam suitable for plant growth. Topsoil shall be subject to inspection and approval at the source

of supply and upon delivery. Topsoil shall conform to NJDOT Standard Specification Section 804, Topsoiling.

2. The topsoil shall be of uniform quality, free from subsoil stiff or lump clay, hard clods, hardpan, rocks, disintegrated debris, plants, roots, seeds, and any other materials that would be toxic or harmful to plant growth. Topsoil shall contain no noxious weeds or noxious weed seeds.
3. The topsoil shall contain at least 3 percent organic matter as determined by loss of weight after ignition of dried (moisture-free) samples in accordance with current methods of the Association of Official Agricultural Chemists.
4. The acidity range of the topsoil shall be pH 5.5 to 7.5. The salinity level shall be less than 3 millimhos/cm.

2.3 pH ADJUSTERS

- A. The following shall be used to adjust soil pH properties:
 1. Raw ground limestone conforming to NJDOT Standard Specifications Section 917.04, Pulverized Limestone.

2.4 FERTILIZER

- A. Fertilizer must meet the requirements of NJDOT Standard Specification Section 806, Fertilizing and Seeding and the requirements included on the Plans.

2.5 MULCHES

- A. Mulches for seeded areas meet the requirements of NJDOT Standard Specification Section 917.06, Mulch, and shall be one, or a combination of, the following:
 1. Wood Chips: Ground redwood or fir tree bark, 3/16-inch maximum particle size.
 2. Straw: Stalks from oats, wheat, rye, barley, or rice. Furnish in air-dry condition and of proper consistency for placing with commercial mulch blowing equipment.
 3. Hay: Air-dry condition and of proper consistency for placing with commercial mulch blowing equipment. Provide only marsh hay for lawn areas.
 4. Wood Cellulose Fiber: Processed to contain no growth or germination-inhibiting substances and dyed an appropriate color to facilitate visual metering of materials application. Composition on air-dry weight basis: 9 to 15 percent moisture, pH range from 3.5 to 5.0. Use with hydraulic application of grass seed and fertilizer.

PART 3 – EXECUTION

3.1 PREPARATION OF SUBGRADE

- A. "Hard pan" or heavy shale:
 1. Plow to a minimum depth of 6".
 2. Loosen and grade by harrowing, discing, or dragging.
 3. Handrake subgrade. Remove stones over 2" in diameter and other debris.
- B. Loose loam, sandy loam, or light clay:
 1. Loosen and grade by harrowing, discing, or dragging.
 2. Handrake subgrade. Remove rocks over 2" in diameter and other debris.

3.2 PLACING TOPSOIL

- A. Strip and stockpile topsoil from areas of disturbance for reuse.

- B. After demolition and filling operations are complete, spread stockpiled topsoil and add additional topsoil from offsite sources to establish minimum depth.
- C. Place topsoil and spread over the prepared subgrade to obtain the required depth and grade elevation. Final compacted thickness of topsoil not less than 4".
- D. Handrake topsoil and remove all materials unsuitable or harmful to plant growth.
- E. Do not place topsoil when the subgrade is frozen, excessively wet, or extremely dry.
- F. Do not handle topsoil when frozen or muddy.

3.3 TILLAGE

- A. After seed bed areas have been brought to proper compacted elevation, thoroughly loosen to a minimum depth 5" by discing, harrowing, or other approved methods. Do not work top-soiled areas when frozen or excessively wet.
 - 1. Incorporate liming and fertilizer as part of tillage operation at the rates indicated on the Plans.

3.4 MULCHING

- A. Mulch within 48 hours of seeding.
- B. Place straw mulch in a continuous blanket at a minimum rate as indicated on the Plans and secure as indicated on the Plans.
- C. Apply wood cellulose fiber hydraulically at the rates indicated on the Plans.
 - 1. Incorporate as an integral part of the slurry after seed and soil supplements have been thoroughly mixed.
- D. When mulch is applied to grass areas by blowing equipment, the use of cutters in the equipment will be permitted to the extent that a minimum of 95% of the mulch is 6" or more in length. For cut mulches applied by the blowing method, achieve a loose depth in place of not less than 2".

3.5 MAINTENANCE

- A. Establish turf on all exposed soil surfaces at the earliest practical time to prevent or limit erosion of soil to the maximum extent possible. Install and maintain soil erosion controls as shown on the plans and/or directed by the Engineer in accordance with Section 312500 of these specifications at all times that soil is exposed until such time as permanent turf is established.
- B. Maintain all existing and proposed vegetation on the project site from the time of the award of the contract until final acceptance of the completed project by the State. Reseed areas which do not show a prompt catch or grass within 10 days following seeding. This maintenance includes the periodic mowing of grasses in accordance with the provisions of DOT Section 810. The protection, watering, trimming, etc. of plantings; the establishment and maintenance of temporary and permanent turf; the control of weeds, and other work necessitated thereby and incidental thereto.

END OF SECTION

APPENDIX A

39 Weber Avenue



9000 Commerce Parkway, Ste B
 Mount Laurel, NJ 08054
 Toll Free 877-428-4285
 Local: 856-231-9449
 Fax: 856-231-9818

CERTIFICATE OF ANALYSIS

Client: USA Environmental Mgmt. Inc.
 344 West State Street
 Trenton NJ 08618

Report Date: 4/22/2014
Report No: 331862
Project: 39 Weber Ave, Residence
Project No.: 14-020617-01

BULK SAMPLE ANALYSIS SUMMARY

Lab No.: 5292908	Description / Location: Lt.Grey/Brown Sheetrock			
Client No.: 01 BW042114	Living/Dining Room-Ceiling			
<u>% Asbestos</u>	<u>Type</u>	<u>% Non-Asbestos Fibrous Material</u>	<u>Type</u>	<u>% Non-Fibrous Material</u>
None Detected	None Detected	15	Cellulose	85

Lab No.: 5292908	Description / Location: Off-White Joint Compound	Layer No.: 2		
Client No.: 01 BW042114	Living/Dining Room-Ceiling			
<u>% Asbestos</u>	<u>Type</u>	<u>% Non-Asbestos Fibrous Material</u>	<u>Type</u>	<u>% Non-Fibrous Material</u>
None Detected	None Detected	None Detected	None Detected	100

Lab No.: 5292908	Description / Location: Tan Joint Compound	Layer No.: 3		
Client No.: 01 BW042114	Living/Dining Room-Ceiling			
<u>% Asbestos</u>	<u>Type</u>	<u>% Non-Asbestos Fibrous Material</u>	<u>Type</u>	<u>% Non-Fibrous Material</u>
None Detected	None Detected	None Detected	None Detected	100

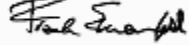
Accreditation **NIST-NVLAP No. 101165-0** **NY-DOH No. 11021** **AIHA-LAP, LLC No. 100188**

*This confidential report relates only to those item(s) tested and does not represent an endorsement by NIST-NVLAP, AIHA or any agency of the U.S. government
 This report shall not be reproduced except in full, without written approval of the laboratory.*

Analytical Method: US EPA 600/R-93/116 by Polarized Light Microscopy, (ELAP 198.1 where applicable)

Comments: Quantification at <0.25% by volume is possible with this method. (PC) Indicates Stratified Point Count Method performed. (PC-Trace) means that asbestos was detected but is not quantifiable under the Point Counting regimen. Analysis includes all distinct separable layers in accordance with EPA 600 Method. If not reported or otherwise noted, layer is either not present or the client has specifically requested that it not be analyzed (ex. analyze until positive instructions). Small asbestos fibers may be missed by PLM due to resolution limitations of the optical microscope. Therefore, PLM is not consistently reliable in detecting asbestos in non-friable organically bound (NOB) materials. Quantitative transmission electron microscopy (TEM) is currently the only method that can pronounce materials as non-asbestos containing.

Analysis Performed By: R. Shumate

Approved By: 

Date: 4/22/2014

Frank E. Ehrenfeld, III
 Laboratory Director



9000 Commerce Parkway, Ste B
 Mount Laurel, NJ 08054
 Toll Free 877-428-4285
 Local: 856-231-9449
 Fax: 856-231-9818

CERTIFICATE OF ANALYSIS

Client: USA Environmental Mgmt. Inc.
 344 West State Street
 Trenton NJ 08618

Report Date: 4/22/2014
Report No: 331862
Project: 39 Weber Ave, Residence
Project No.: 14-020617-01

BULK SAMPLE ANALYSIS SUMMARY

Lab No.: 5292909	Description / Location: Lt.Grey/Brown Sheetrock			
Client No.: 02 BW042114	Master Bedroom-Ceiling			
<u>% Asbestos</u>	<u>Type</u>	<u>% Non-Asbestos Fibrous Material</u>	<u>Type</u>	<u>% Non-Fibrous Material</u>
None Detected	None Detected	25	Cellulose	72
		3	Fibrous Glass	

Lab No.: 5292909	Description / Location: Tan Paper	Layer No.: 2		
Client No.: 02 BW042114	Master Bedroom-Ceiling			
<u>% Asbestos</u>	<u>Type</u>	<u>% Non-Asbestos Fibrous Material</u>	<u>Type</u>	<u>% Non-Fibrous Material</u>
None Detected	None Detected	98	Cellulose	2

Lab No.: 5292909	Description / Location: Off-White Joint Compound	Layer No.: 3		
Client No.: 02 BW042114	Master Bedroom-Ceiling			
<u>% Asbestos</u>	<u>Type</u>	<u>% Non-Asbestos Fibrous Material</u>	<u>Type</u>	<u>% Non-Fibrous Material</u>
None Detected	None Detected	None Detected	None Detected	100

Lab No.: 5292910	Description / Location: Dk.Brown Caulk			
Client No.: 03 BW042114	@InterfaceOfBrick&Trim; ExtGarageDoor			
<u>% Asbestos</u>	<u>Type</u>	<u>% Non-Asbestos Fibrous Material</u>	<u>Type</u>	<u>% Non-Fibrous Material</u>
None Detected	None Detected	None Detected	None Detected	100

Accreditation **NIST-NVLAP No. 101165-0** **NY-DOH No. 11021** **AIHA-LAP, LLC No. 100188**

*This confidential report relates only to those item(s) tested and does not represent an endorsement by NIST-NVLAP, AIHA or any agency of the U.S. government
 This report shall not be reproduced except in full, without written approval of the laboratory.*

Analytical Method: US EPA 600/R-93/116 by Polarized Light Microscopy, (ELAP 198.1 where applicable)

Comments: Quantification at <0.25% by volume is possible with this method. (PC) Indicates Stratified Point Count Method performed. (PC-Trace) means that asbestos was detected but is not quantifiable under the Point Counting regimen. Analysis includes all distinct separable layers in accordance with EPA 600 Method. If not reported or otherwise noted, layer is either not present or the client has specifically requested that it not be analyzed (ex. analyze until positive instructions). Small asbestos fibers may be missed by PLM due to resolution limitations of the optical microscope. Therefore, PLM is not consistently reliable in detecting asbestos in non-friable organically bound (NOB) materials. Quantitative transmission electron microscopy (TEM) is currently the only method that can pronounce materials as non-asbestos containing.

Analysis Performed By: R. Shumate

Date: 4/22/2014



9000 Commerce Parkway, Ste B
 Mount Laurel, NJ 08054
 Toll Free 877-428-4285
 Local: 856-231-9449
 Fax: 856-231-9818

CERTIFICATE OF ANALYSIS

Client: USA Environmental Mgmt. Inc.
 344 West State Street
 Trenton NJ 08618

Report Date: 4/22/2014
Report No: 331862
Project: 39 Weber Ave, Residence
Project No.: 14-020617-01

BULK SAMPLE ANALYSIS SUMMARY

Lab No.: 5292911	Description / Location: Dk.Brown Caulk			
Client No.: 04 BW042114	@InterfaceOfBrick&Trim; ExtGarageDoor			
<u>% Asbestos</u>	<u>Type</u>	<u>% Non-Asbestos Fibrous Material</u>	<u>Type</u>	<u>% Non-Fibrous Material</u>
None Detected	None Detected	None Detected	None Detected	100

Lab No.: 5292912	Description / Location: Off-White Adhesive			
Client No.: 05 BW042114	Living Room-Mantle			
<u>% Asbestos</u>	<u>Type</u>	<u>% Non-Asbestos Fibrous Material</u>	<u>Type</u>	<u>% Non-Fibrous Material</u>
None Detected	None Detected	None Detected	None Detected	100

Lab No.: 5292913	Description / Location: Off-White Adhesive			
Client No.: 06 BW042114	Living Room-Mantle			
<u>% Asbestos</u>	<u>Type</u>	<u>% Non-Asbestos Fibrous Material</u>	<u>Type</u>	<u>% Non-Fibrous Material</u>
None Detected	None Detected	None Detected	None Detected	100

Lab No.: 5292914	Description / Location: Black Tar Paper			
Client No.: 07 BW042114	Exterior @ Attic Window			
<u>% Asbestos</u>	<u>Type</u>	<u>% Non-Asbestos Fibrous Material</u>	<u>Type</u>	<u>% Non-Fibrous Material</u>
None Detected	None Detected	70	Cellulose	30

Accreditation **NIST-NVLAP No. 101165-0** **NY-DOH No. 11021** **AIHA-LAP, LLC No. 100188**

*This confidential report relates only to those item(s) tested and does not represent an endorsement by NIST-NVLAP, AIHA or any agency of the U.S. government
 This report shall not be reproduced except in full, without written approval of the laboratory.*

Analytical Method: US EPA 600/R-93/116 by Polarized Light Microscopy, (ELAP 198.1 where applicable)

Comments: Quantification at <0.25% by volume is possible with this method. (PC) Indicates Stratified Point Count Method performed. (PC-Trace) means that asbestos was detected but is not quantifiable under the Point Counting regimen. Analysis includes all distinct separable layers in accordance with EPA 600 Method. If not reported or otherwise noted, layer is either not present or the client has specifically requested that it not be analyzed (ex. analyze until positive instructions). Small asbestos fibers may be missed by PLM due to resolution limitations of the optical microscope. Therefore, PLM is not consistently reliable in detecting asbestos in non-friable organically bound (NOB) materials. Quantitative transmission electron microscopy (TEM) is currently the only method that can pronounce materials as non-asbestos containing.

Analysis Performed By: R. Shumate

Date: 4/22/2014



9000 Commerce Parkway, Ste B
 Mount Laurel, NJ 08054
 Toll Free 877-428-4285
 Local: 856-231-9449
 Fax: 856-231-9818

CERTIFICATE OF ANALYSIS

Client: USA Environmental Mgmt. Inc.
 344 West State Street
 Trenton NJ 08618

Report Date: 4/22/2014
Report No: 331862
Project: 39 Weber Ave, Residence
Project No.: 14-020617-01

BULK SAMPLE ANALYSIS SUMMARY

Lab No.: 5292915	Description / Location: Black Tar Paper			
Client No.: 08 BW042114	Exterior @ Attic Window			
<u>% Asbestos</u>	<u>Type</u>	<u>% Non-Asbestos Fibrous Material</u>	<u>Type</u>	<u>% Non-Fibrous Material</u>
None Detected	None Detected	70	Cellulose	30

Lab No.: 5292916	Description / Location: Black Shingle			
Client No.: 09 BW042114	Top Layer; Exterior-Roof			
<u>% Asbestos</u>	<u>Type</u>	<u>% Non-Asbestos Fibrous Material</u>	<u>Type</u>	<u>% Non-Fibrous Material</u>
None Detected	None Detected	5	Fibrous Glass	95

Lab No.: 5292917	Description / Location: Black Shingle			
Client No.: 10 BW042114	Top Layer; Exterior-Roof			
<u>% Asbestos</u>	<u>Type</u>	<u>% Non-Asbestos Fibrous Material</u>	<u>Type</u>	<u>% Non-Fibrous Material</u>
None Detected	None Detected	5	Fibrous Glass	95

Lab No.: 5292918	Description / Location: Black Shingle			
Client No.: 11 BW042114	Middle Layer; Exterior-Roof			
<u>% Asbestos</u>	<u>Type</u>	<u>% Non-Asbestos Fibrous Material</u>	<u>Type</u>	<u>% Non-Fibrous Material</u>
None Detected	None Detected	25	Cellulose	75

Accreditation **NIST-NVLAP No. 101165-0** **NY-DOH No. 11021** **AIHA-LAP, LLC No. 100188**

*This confidential report relates only to those item(s) tested and does not represent an endorsement by NIST-NVLAP, AIHA or any agency of the U.S. government
 This report shall not be reproduced except in full, without written approval of the laboratory.*

Analytical Method: US EPA 600/R-93/116 by Polarized Light Microscopy, (ELAP 198.1 where applicable)

Comments: Quantification at <0.25% by volume is possible with this method. (PC) Indicates Stratified Point Count Method performed. (PC-Trace) means that asbestos was detected but is not quantifiable under the Point Counting regimen. Analysis includes all distinct separable layers in accordance with EPA 600 Method. If not reported or otherwise noted, layer is either not present or the client has specifically requested that it not be analyzed (ex. analyze until positive instructions). Small asbestos fibers may be missed by PLM due to resolution limitations of the optical microscope. Therefore, PLM is not consistently reliable in detecting asbestos in non-friable organically bound (NOB) materials. Quantitative transmission electron microscopy (TEM) is currently the only method that can pronounce materials as non-asbestos containing.

Analysis Performed By: R. Shumate

Date: 4/22/2014



9000 Commerce Parkway, Ste B
 Mount Laurel, NJ 08054
 Toll Free 877-428-4285
 Local: 856-231-9449
 Fax: 856-231-9818

CERTIFICATE OF ANALYSIS

Client: USA Environmental Mgmt. Inc.
 344 West State Street
 Trenton NJ 08618

Report Date: 4/22/2014
Report No: 331862
Project: 39 Weber Ave, Residence
Project No.: 14-020617-01

BULK SAMPLE ANALYSIS SUMMARY

Lab No.: 5292919	Description / Location: Black Shingle			
Client No.: 12 BW042114	Middle Layer; Exterior-Roof			
<u>% Asbestos</u>	<u>Type</u>	<u>% Non-Asbestos Fibrous Material</u>	<u>Type</u>	<u>% Non-Fibrous Material</u>
None Detected	None Detected	25	Cellulose	75

Lab No.: 5292920	Description / Location: Black Tar Paper			
Client No.: 13 BW042114	Bottom Layer; Exterior-Roof			
<u>% Asbestos</u>	<u>Type</u>	<u>% Non-Asbestos Fibrous Material</u>	<u>Type</u>	<u>% Non-Fibrous Material</u>
None Detected	None Detected	75	Cellulose	25

Lab No.: 5292921	Description / Location: Black Tar Paper			
Client No.: 14 BW042114	Bottom Layer; Exterior-Roof			
<u>% Asbestos</u>	<u>Type</u>	<u>% Non-Asbestos Fibrous Material</u>	<u>Type</u>	<u>% Non-Fibrous Material</u>
None Detected	None Detected	75	Cellulose	25

Lab No.: 5292922	Description / Location: Black Tar			
Client No.: 15 BW042114	Flashing@InterfaceOfBrick&Roof@Chimney			
<u>% Asbestos</u>	<u>Type</u>	<u>% Non-Asbestos Fibrous Material</u>	<u>Type</u>	<u>% Non-Fibrous Material</u>
None Detected	None Detected	3	Cellulose	97

Accreditation **NIST-NVLAP No. 101165-0** **NY-DOH No. 11021** **AIHA-LAP, LLC No. 100188**

*This confidential report relates only to those item(s) tested and does not represent an endorsement by NIST-NVLAP, AIHA or any agency of the U.S. government
 This report shall not be reproduced except in full, without written approval of the laboratory.*

Analytical Method: US EPA 600/R-93/116 by Polarized Light Microscopy, (ELAP 198.1 where applicable)

Comments: Quantification at <0.25% by volume is possible with this method. (PC) Indicates Stratified Point Count Method performed. (PC-Trace) means that asbestos was detected but is not quantifiable under the Point Counting regimen. Analysis includes all distinct separable layers in accordance with EPA 600 Method. If not reported or otherwise noted, layer is either not present or the client has specifically requested that it not be analyzed (ex. analyze until positive instructions). Small asbestos fibers may be missed by PLM due to resolution limitations of the optical microscope. Therefore, PLM is not consistently reliable in detecting asbestos in non-friable organically bound (NOB) materials. Quantitative transmission electron microscopy (TEM) is currently the only method that can pronounce materials as non-asbestos containing.

Analysis Performed By: R. Shumate

Date: 4/22/2014



9000 Commerce Parkway, Ste B
 Mount Laurel, NJ 08054
 Toll Free 877-428-4285
 Local: 856-231-9449
 Fax: 856-231-9818

CERTIFICATE OF ANALYSIS

Client: USA Environmental Mgmt. Inc.
 344 West State Street
 Trenton NJ 08618

Report Date: 4/22/2014
Report No: 331862
Project: 39 Weber Ave, Residence
Project No.: 14-020617-01

BULK SAMPLE ANALYSIS SUMMARY

Lab No.: 5292923	Description / Location: Black Tar			
Client No.: 16 BW042114	Flashing@InterfaceOfBrick&Roof@Chimney			
<u>% Asbestos</u>	<u>Type</u>	<u>% Non-Asbestos Fibrous Material</u>	<u>Type</u>	<u>% Non-Fibrous Material</u>
None Detected	None Detected	3	Cellulose	97

Accreditation **NIST-NVLAP No. 101165-0** **NY-DOH No. 11021** **AIHA-LAP, LLC No. 100188**

*This confidential report relates only to those item(s) tested and does not represent an endorsement by NIST-NVLAP, AIHA or any agency of the U.S. government
 This report shall not be reproduced except in full, without written approval of the laboratory.*

Analytical Method: US EPA 600/R-93/116 by Polarized Light Microscopy, (ELAP 198.1 where applicable)

Comments: Quantification at <0.25% by volume is possible with this method. (PC) Indicates Stratified Point Count Method performed. (PC-Trace) means that asbestos was detected but is not quantifiable under the Point Counting regimen. Analysis includes all distinct separable layers in accordance with EPA 600 Method. If not reported or otherwise noted, layer is either not present or the client has specifically requested that it not be analyzed (ex. analyze until positive instructions). Small asbestos fibers may be missed by PLM due to resolution limitations of the optical microscope. Therefore, PLM is not consistently reliable in detecting asbestos in non-friable organically bound (NOB) materials. Quantitative transmission electron microscopy (TEM) is currently the only method that can pronounce materials as non-asbestos containing.

Analysis Performed By: R. Shumate

Date: 4/22/2014



9000 Commerce Parkway, Suite B
 Mount Laurel, NJ 08054
 Toll Free 877-428-4285
 Local: 856-231-9449
 Fax: 856-231-9818

CERTIFICATE OF ANALYSIS

Client:	USA Environmental Mgmt. Inc.	Report Date:	4/24/2014
	344 West State Street	Report No.:	332023
	Trenton NJ 08618	Project:	39 Weber Ave, Residence
		Project No.:	14-020617-01

TEM BULK SAMPLE ANALYSIS SUMMARY

IATL No.:	145292911A	Description / Location:	Dk.Brown Caulk	Exterior Garage Door
Client No.:	04-BW042114			

Organic Fraction:	97.4 %	
Gravimetrically Reduced Subsample:	2.60 %	
Percent Asbestos Detected:	ND	None Detected
Percent Non-Asbestos Fibrous Material:	ND	None Detected
Percent Non-Fibrous Material:	2.60 %	Other

Comments:

NIST-NVLAP No. 101165-0

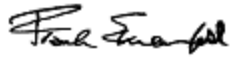
AIHA-LAP, LLC No. 100188

NYS-DOH No. 11021

Methodology: Transmission Electron Microscopy (TEM) In Accordance With :
 ELAP 198.4 "Method For Identifying And Quantitating Asbestos In Non-Friable Organically Bound Bulk Samples", Revised 1/11/2005. EPA-600/R-93/116 Section 2.5 "Asbestos In Bulk Building Materials By TEM Gravimetry."

IATL assumes that all sampling methods and data upon which these results are based have been accurately supplied by the client.
The "Gravimetrically Reduced Subsample" is the portion of the submitted sample remaining following the ashing and acid treatment processes. TEM analysis occurs on this portion of the sample. Final results are calculated to represent the sample as submitted.
This confidential report relates only to those item(s) tested and does not represent an endorsement by NIST-NVLAP, AIHA or any agency of the U.S. government.
Results are verifiable for only those operations and analyses performed in the laboratory.

Analysis Performed By: R. Shumate

Approved By: 
 Frank E. Ehrenfeld, III
 Laboratory Director

Date: 4/24/2014



9000 Commerce Parkway, Suite B
 Mount Laurel, NJ 08054
 Toll Free 877-428-4285
 Local: 856-231-9449
 Fax: 856-231-9818

CERTIFICATE OF ANALYSIS

Client:	USA Environmental Mgmt. Inc.	Report Date:	4/24/2014
	344 West State Street	Report No.:	332023
	Trenton NJ 08618	Project:	39 Weber Ave, Residence
		Project No.:	14-020617-01

TEM BULK SAMPLE ANALYSIS SUMMARY

IATL No.:	145292915A	Description / Location:	Black Tar Paper	Exterior @ Attic Window
Client No.:	08-BW042114			

Organic Fraction:	99.0 %	
Gravimetrically Reduced Subsample:	1.00 %	
Percent Asbestos Detected:	ND	None Detected
Percent Non-Asbestos Fibrous Material:	ND	None Detected
Percent Non-Fibrous Material:	1.00 %	Other

Comments:

NIST-NVLAP No. 101165-0

AIHA-LAP, LLC No. 100188

NYS-DOH No. 11021

Methodology: Transmission Electron Microscopy (TEM) In Accordance With :
 ELAP 198.4 "Method For Identifying And Quantitating Asbestos In Non-Friable Organically Bound Bulk Samples", Revised 1/11/2005. EPA-600/R-93/116 Section 2.5 "Asbestos In Bulk Building Materials By TEM Gravimetry."

*IATL assumes that all sampling methods and data upon which these results are based have been accurately supplied by the client.
 The "Gravimetrically Reduced Subsample" is the portion of the submitted sample remaining following the ashing and acid treatment processes. TEM analysis occurs on this portion of the sample. Final results are calculated to represent the sample as submitted.
 This confidential report relates only to those item(s) tested and does not represent an endorsement by NIST-NVLAP, AIHA or any agency of the U.S. government.
 Results are verifiable for only those operations and analyses performed in the laboratory.*

Analysis Performed By: R. Shumate

Date: 4/24/2014



9000 Commerce Parkway, Suite B
 Mount Laurel, NJ 08054
 Toll Free 877-428-4285
 Local: 856-231-9449
 Fax: 856-231-9818

CERTIFICATE OF ANALYSIS

Client:	USA Environmental Mgmt. Inc.	Report Date:	4/24/2014
	344 West State Street	Report No.:	332023
	Trenton NJ 08618	Project:	39 Weber Ave, Residence
		Project No.:	14-020617-01

TEM BULK SAMPLE ANALYSIS SUMMARY

IATL No.:	145292917A	Description / Location:	Black Shingle	Exterior-Roof
Client No.:	10-BW042114		Top Layer	

Organic Fraction:	45.5 %	
Gravimetrically Reduced Subsample:	54.5 %	
Percent Asbestos Detected:	ND	None Detected
Percent Non-Asbestos Fibrous Material:	ND	None Detected
Percent Non-Fibrous Material:	54.5 %	Other

Comments:

NIST-NVLAP No. 101165-0

AIHA-LAP, LLC No. 100188

NYS-DOH No. 11021

Methodology: Transmission Electron Microscopy (TEM) In Accordance With :
 ELAP 198.4 "Method For Identifying And Quantitating Asbestos In Non-Friable Organically Bound Bulk Samples", Revised 1/11/2005. EPA-600/R-93/116 Section 2.5 "Asbestos In Bulk Building Materials By TEM Gravimetry."

*IATL assumes that all sampling methods and data upon which these results are based have been accurately supplied by the client.
 The "Gravimetrically Reduced Subsample" is the portion of the submitted sample remaining following the ashing and acid treatment processes. TEM analysis occurs on this portion of the sample. Final results are calculated to represent the sample as submitted.
 This confidential report relates only to those item(s) tested and does not represent an endorsement by NIST-NVLAP, AIHA or any agency of the U.S. government.
 Results are verifiable for only those operations and analyses performed in the laboratory.*

Analysis Performed By: R. Shumate

Date: 4/24/2014



9000 Commerce Parkway, Suite B
 Mount Laurel, NJ 08054
 Toll Free 877-428-4285
 Local: 856-231-9449
 Fax: 856-231-9818

CERTIFICATE OF ANALYSIS

Client:	USA Environmental Mgmt. Inc.	Report Date:	4/24/2014
	344 West State Street	Report No.:	332023
	Trenton NJ 08618	Project:	39 Weber Ave, Residence
		Project No.:	14-020617-01

TEM BULK SAMPLE ANALYSIS SUMMARY

IATL No.:	145292919A	Description / Location:	Black Shingle	Exterior-Roof
Client No.:	12-BW042114		Middle Layer	

Organic Fraction:	62.7 %	
Gravimetrically Reduced Subsample:	37.3 %	
Percent Asbestos Detected:	ND	None Detected
Percent Non-Asbestos Fibrous Material:	ND	None Detected
Percent Non-Fibrous Material:	37.3 %	Other

Comments:

NIST-NVLAP No. 101165-0

AIHA-LAP, LLC No. 100188

NYS-DOH No. 11021

Methodology: Transmission Electron Microscopy (TEM) In Accordance With :
 ELAP 198.4 "Method For Identifying And Quantitating Asbestos In Non-Friable Organically Bound Bulk Samples", Revised 1/11/2005. EPA-600/R-93/116 Section 2.5 "Asbestos In Bulk Building Materials By TEM Gravimetry."

*IATL assumes that all sampling methods and data upon which these results are based have been accurately supplied by the client.
 The "Gravimetrically Reduced Subsample" is the portion of the submitted sample remaining following the ashing and acid treatment processes. TEM analysis occurs on this portion of the sample. Final results are calculated to represent the sample as submitted.
 This confidential report relates only to those item(s) tested and does not represent an endorsement by NIST-NVLAP, AIHA or any agency of the U.S. government.
 Results are verifiable for only those operations and analyses performed in the laboratory.*

Analysis Performed By: R. Shumate

Date: 4/24/2014



9000 Commerce Parkway, Suite B
 Mount Laurel, NJ 08054
 Toll Free 877-428-4285
 Local: 856-231-9449
 Fax: 856-231-9818

CERTIFICATE OF ANALYSIS

Client:	USA Environmental Mgmt. Inc.	Report Date:	4/24/2014
	344 West State Street	Report No.:	332023
	Trenton NJ 08618	Project:	39 Weber Ave, Residence
		Project No.:	14-020617-01

TEM BULK SAMPLE ANALYSIS SUMMARY

IATL No.:	145292921A	Description / Location:	Black Tar Paper	Exterior-Roof
Client No.:	14-BW042114		Bottom Layer	

Organic Fraction:	97.8 %	
Gravimetrically Reduced Subsample:	2.20 %	
Percent Asbestos Detected:	ND	None Detected
Percent Non-Asbestos Fibrous Material:	ND	None Detected
Percent Non-Fibrous Material:	2.20 %	Other

Comments:

NIST-NVLAP No. 101165-0

AIHA-LAP, LLC No. 100188

NYS-DOH No. 11021

Methodology: Transmission Electron Microscopy (TEM) In Accordance With :
 ELAP 198.4 "Method For Identifying And Quantitating Asbestos In Non-Friable Organically Bound Bulk Samples", Revised 1/11/2005. EPA-600/R-93/116 Section 2.5 "Asbestos In Bulk Building Materials By TEM Gravimetry."

IATL assumes that all sampling methods and data upon which these results are based have been accurately supplied by the client.
The "Gravimetrically Reduced Subsample" is the portion of the submitted sample remaining following the ashing and acid treatment processes. TEM analysis occurs on this portion of the sample. Final results are calculated to represent the sample as submitted.
This confidential report relates only to those item(s) tested and does not represent an endorsement by NIST-NVLAP, AIHA or any agency of the U.S. government.
Results are verifiable for only those operations and analyses performed in the laboratory.

Analysis Performed By: R. Shumate

Date: 4/24/2014



9000 Commerce Parkway, Suite B
 Mount Laurel, NJ 08054
 Toll Free 877-428-4285
 Local: 856-231-9449
 Fax: 856-231-9818

CERTIFICATE OF ANALYSIS

Client: USA Environmental Mgmt. Inc. 344 West State Street Trenton NJ 08618	Report Date: 4/24/2014 Report No.: 332023 Project: 39 Weber Ave, Residence Project No.: 14-020617-01
--	---

TEM BULK SAMPLE ANALYSIS SUMMARY

IATL No.: 145292923A	Description / Location: Black Tar	Exterior-Roof@Chimney
Client No.: 16-BW042114		

Organic Fraction:	64.6 %	
Gravimetrically Reduced Subsample:	35.4 %	
Percent Asbestos Detected:	ND	None Detected
Percent Non-Asbestos Fibrous Material:	ND	None Detected
Percent Non-Fibrous Material:	35.4 %	Other

Comments:

NIST-NVLAP No. 101165-0	AIHA-LAP, LLC No. 100188	NYS-DOH No. 11021
--------------------------------	---------------------------------	--------------------------

Methodology: Transmission Electron Microscopy (TEM) In Accordance With :
 ELAP 198.4 "Method For Identifying And Quantitating Asbestos In Non-Friable Organically Bound Bulk Samples", Revised 1/11/2005. EPA-600/R-93/116 Section 2.5 "Asbestos In Bulk Building Materials By TEM Gravimetry."

*IATL assumes that all sampling methods and data upon which these results are based have been accurately supplied by the client.
 The "Gravimetrically Reduced Subsample" is the portion of the submitted sample remaining following the ashing and acid treatment processes. TEM analysis occurs on this portion of the sample. Final results are calculated to represent the sample as submitted.
 This confidential report relates only to those item(s) tested and does not represent an endorsement by NIST-NVLAP, AIHA or any agency of the U.S. government.
 Results are verifiable for only those operations and analyses performed in the laboratory.*

Analysis Performed By: R. Shumate

Date: 4/24/2014

67 Weber Avenue



9000 Commerce Parkway, Ste B
 Mount Laurel, NJ 08054
 Toll Free 877-428-4285
 Local: 856-231-9449
 Fax: 856-231-9818

CERTIFICATE OF ANALYSIS

Client: USA Environmental Mgmt. Inc.
 344 West State Street
 Trenton NJ 08618

Report Date: 4/22/2014
Report No: 331864
Project: 67 Weber Ave, Residence
Project No.: 14-020617-01

BULK SAMPLE ANALYSIS SUMMARY

Lab No.: 5292938	Description / Location: White Sheetrock			
Client No.: 31 BW042114	2nd Floor-Hallway			
<u>% Asbestos</u>	<u>Type</u>	<u>% Non-Asbestos Fibrous Material</u>	<u>Type</u>	<u>% Non-Fibrous Material</u>
None Detected	None Detected	2	Cellulose	97
		1	Fibrous Glass	

Lab No.: 5292938	Description / Location: White Joint Compound	Layer No.: 2		
Client No.: 31 BW042114	2nd Floor-Hallway			
<u>% Asbestos</u>	<u>Type</u>	<u>% Non-Asbestos Fibrous Material</u>	<u>Type</u>	<u>% Non-Fibrous Material</u>
None Detected	None Detected	None Detected	None Detected	100

Lab No.: 5292939	Description / Location: White Sheetrock			
Client No.: 32 BW042114	2nd Floor-Loft			
<u>% Asbestos</u>	<u>Type</u>	<u>% Non-Asbestos Fibrous Material</u>	<u>Type</u>	<u>% Non-Fibrous Material</u>
None Detected	None Detected	2	Cellulose	97
		1	Fibrous Glass	

Lab No.: 5292939	Description / Location: White Joint Compound	Layer No.: 2		
Client No.: 32 BW042114	2nd Floor-Loft			
<u>% Asbestos</u>	<u>Type</u>	<u>% Non-Asbestos Fibrous Material</u>	<u>Type</u>	<u>% Non-Fibrous Material</u>
None Detected	None Detected	None Detected	None Detected	100

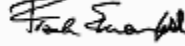
Accreditation **NIST-NVLAP No. 101165-0** **NY-DOH No. 11021** **AIHA-LAP, LLC No. 100188**

*This confidential report relates only to those item(s) tested and does not represent an endorsement by NIST-NVLAP, AIHA or any agency of the U.S. government
 This report shall not be reproduced except in full, without written approval of the laboratory.*

Analytical Method: US EPA 600/R-93/116 by Polarized Light Microscopy, (ELAP 198.1 where applicable)

Comments: Quantification at <0.25% by volume is possible with this method. (PC) Indicates Stratified Point Count Method performed. (PC-Trace) means that asbestos was detected but is not quantifiable under the Point Counting regimen. Analysis includes all distinct separable layers in accordance with EPA 600 Method. If not reported or otherwise noted, layer is either not present or the client has specifically requested that it not be analyzed (ex. analyze until positive instructions). Small asbestos fibers may be missed by PLM due to resolution limitations of the optical microscope. Therefore, PLM is not consistently reliable in detecting asbestos in non-friable organically bound (NOB) materials. Quantitative transmission electron microscopy (TEM) is currently the only method that can pronounce materials as non-asbestos containing.

Analysis Performed By: R. Caran

Approved By: 

Date: 4/22/2014

Frank E. Ehrenfeld, III
 Laboratory Director



9000 Commerce Parkway, Ste B
 Mount Laurel, NJ 08054
 Toll Free 877-428-4285
 Local: 856-231-9449
 Fax: 856-231-9818

CERTIFICATE OF ANALYSIS

Client: USA Environmental Mgmt. Inc.
 344 West State Street
 Trenton NJ 08618

Report Date: 4/22/2014
Report No: 331864
Project: 67 Weber Ave, Residence
Project No.: 14-020617-01

BULK SAMPLE ANALYSIS SUMMARY

Lab No.: 5292940	Description / Location: White Ceiling Tile; 2x4			
Client No.: 33 BW042114	1st Floor-Mech. Room			
<u>% Asbestos</u>	<u>Type</u>	<u>% Non-Asbestos Fibrous Material</u>	<u>Type</u>	<u>% Non-Fibrous Material</u>
None Detected	None Detected	60	Cellulose	20
		20	Fibrous Glass	

Lab No.: 5292941	Description / Location: White Ceiling Tile; 2x4			
Client No.: 34 BW042114	1st Floor-Mech. Room			
<u>% Asbestos</u>	<u>Type</u>	<u>% Non-Asbestos Fibrous Material</u>	<u>Type</u>	<u>% Non-Fibrous Material</u>
None Detected	None Detected	60	Cellulose	20
		20	Fibrous Glass	

Lab No.: 5292942	Description / Location: Brown Shingle			
Client No.: 35 BW042114	Exterior-Roof			
<u>% Asbestos</u>	<u>Type</u>	<u>% Non-Asbestos Fibrous Material</u>	<u>Type</u>	<u>% Non-Fibrous Material</u>
None Detected	None Detected	15	Fibrous Glass	85

Lab No.: 5292943	Description / Location: Brown Shingle			
Client No.: 36 BW042114	Exterior-Roof			
<u>% Asbestos</u>	<u>Type</u>	<u>% Non-Asbestos Fibrous Material</u>	<u>Type</u>	<u>% Non-Fibrous Material</u>
None Detected	None Detected	15	Fibrous Glass	85

Accreditation **NIST-NVLAP No. 101165-0** **NY-DOH No. 11021** **AIHA-LAP, LLC No. 100188**

*This confidential report relates only to those item(s) tested and does not represent an endorsement by NIST-NVLAP, AIHA or any agency of the U.S. government
 This report shall not be reproduced except in full, without written approval of the laboratory.*

Analytical Method: US EPA 600/R-93/116 by Polarized Light Microscopy, (ELAP 198.1 where applicable)

Comments: Quantification at <0.25% by volume is possible with this method. (PC) Indicates Stratified Point Count Method performed. (PC-Trace) means that asbestos was detected but is not quantifiable under the Point Counting regimen. Analysis includes all distinct separable layers in accordance with EPA 600 Method. If not reported or otherwise noted, layer is either not present or the client has specifically requested that it not be analyzed (ex. analyze until positive instructions). Small asbestos fibers may be missed by PLM due to resolution limitations of the optical microscope. Therefore, PLM is not consistently reliable in detecting asbestos in non-friable organically bound (NOB) materials. Quantitative transmission electron microscopy (TEM) is currently the only method that can pronounce materials as non-asbestos containing.

Analysis Performed By: R. Caran

Date: 4/22/2014



9000 Commerce Parkway, Ste B
 Mount Laurel, NJ 08054
 Toll Free 877-428-4285
 Local: 856-231-9449
 Fax: 856-231-9818

CERTIFICATE OF ANALYSIS

Client: USA Environmental Mgmt. Inc.
 344 West State Street
 Trenton NJ 08618

Report Date: 4/22/2014
Report No: 331864
Project: 67 Weber Ave, Residence
Project No.: 14-020617-01

BULK SAMPLE ANALYSIS SUMMARY

Lab No.: 5292944	Description / Location: Black Tar Paper			
Client No.: 37 BW042114	Exterior-Roof			
<u>% Asbestos</u>	<u>Type</u>	<u>% Non-Asbestos Fibrous Material</u>	<u>Type</u>	<u>% Non-Fibrous Material</u>
None Detected	None Detected	25	Fibrous Glass	75

Lab No.: 5292945	Description / Location: Black Tar Paper			
Client No.: 38 BW042114	Exterior-Roof			
<u>% Asbestos</u>	<u>Type</u>	<u>% Non-Asbestos Fibrous Material</u>	<u>Type</u>	<u>% Non-Fibrous Material</u>
None Detected	None Detected	25	Fibrous Glass	75

Accreditation **NIST-NVLAP No. 101165-0** **NY-DOH No. 11021** **AIHA-LAP, LLC No. 100188**

*This confidential report relates only to those item(s) tested and does not represent an endorsement by NIST-NVLAP, AIHA or any agency of the U.S. government
 This report shall not be reproduced except in full, without written approval of the laboratory.*

Analytical Method: US EPA 600/R-93/116 by Polarized Light Microscopy, (ELAP 198.1 where applicable)

Comments: Quantification at <0.25% by volume is possible with this method. (PC) Indicates Stratified Point Count Method performed. (PC-Trace) means that asbestos was detected but is not quantifiable under the Point Counting regimen. Analysis includes all distinct separable layers in accordance with EPA 600 Method. If not reported or otherwise noted, layer is either not present or the client has specifically requested that it not be analyzed (ex. analyze until positive instructions). Small asbestos fibers may be missed by PLM due to resolution limitations of the optical microscope. Therefore, PLM is not consistently reliable in detecting asbestos in non-friable organically bound (NOB) materials. Quantitative transmission electron microscopy (TEM) is currently the only method that can pronounce materials as non-asbestos containing.

Analysis Performed By: R. Caran

Date: 4/22/2014



9000 Commerce Parkway, Suite B
 Mount Laurel, NJ 08054
 Toll Free 877-428-4285
 Local: 856-231-9449
 Fax: 856-231-9818

CERTIFICATE OF ANALYSIS

Client:	USA Environmental Mgmt. Inc.	Report Date:	4/24/2014
	344 West State Street	Report No.:	332025
	Trenton NJ 08618	Project:	67 Weber Avenue, Residence
		Project No.:	14-020617-01

TEM BULK SAMPLE ANALYSIS SUMMARY

IATL No.:	145292943A	Description / Location:	Brown Shingle	Exterior-Roof
Client No.:	36-BW042114			

Organic Fraction:	61.1 %	
Gravimetrically Reduced Subsample:	38.9 %	
Percent Asbestos Detected:	ND	None Detected
Percent Non-Asbestos Fibrous Material:	ND	None Detected
Percent Non-Fibrous Material:	38.9 %	Other

Comments:

NIST-NVLAP No. 101165-0

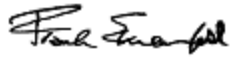
AIHA-LAP, LLC No. 100188

NYS-DOH No. 11021

Methodology: Transmission Electron Microscopy (TEM) In Accordance With :
 ELAP 198.4 "Method For Identifying And Quantitating Asbestos In Non-Friable Organically Bound Bulk Samples", Revised 1/11/2005. EPA-600/R-93/116 Section 2.5 "Asbestos In Bulk Building Materials By TEM Gravimetry."

*IATL assumes that all sampling methods and data upon which these results are based have been accurately supplied by the client.
 The "Gravimetrically Reduced Subsample" is the portion of the submitted sample remaining following the ashing and acid treatment processes. TEM analysis occurs on this portion of the sample. Final results are calculated to represent the sample as submitted.
 This confidential report relates only to those item(s) tested and does not represent an endorsement by NIST-NVLAP, AIHA or any agency of the U.S. government.
 Results are verifiable for only those operations and analyses performed in the laboratory.*

Analysis Performed By: R. Shumate

Approved By: 
 Frank E. Ehrenfeld, III
 Laboratory Director

Date: 4/24/2014



9000 Commerce Parkway, Suite B
Mount Laurel, NJ 08054
Toll Free 877-428-4285
Local: 856-231-9449
Fax: 856-231-9818

CERTIFICATE OF ANALYSIS

Client:	USA Environmental Mgmt. Inc. 344 West State Street Trenton NJ 08618	Report Date:	4/24/2014
		Report No.:	332025
		Project:	67 Weber Avenue, Residence
		Project No.:	14-020617-01

TEM BULK SAMPLE ANALYSIS SUMMARY

IATL No.:	145292945A	Description / Location:	Black Tar Paper	Exterior-Roof
------------------	------------	--------------------------------	-----------------	---------------

Client No.: 38-BW042114

Organic Fraction:	66.7 %	
Gravimetrically Reduced Subsample:	33.3 %	
Percent Asbestos Detected:	ND	None Detected
Percent Non-Asbestos Fibrous Material:	ND	None Detected
Percent Non-Fibrous Material:	33.3 %	Other

Comments:

NIST-NVLAP No. 101165-0

AIHA-LAP, LLC No. 100188

NYS-DOH No. 11021

Methodology: Transmission Electron Microscopy (TEM) In Accordance With :
ELAP 198.4 "Method For Identifying And Quantitating Asbestos In Non-Friable Organically Bound Bulk Samples", Revised 1/11/2005. EPA-600/R-93/116 Section 2.5 "Asbestos In Bulk Building Materials By TEM Gravimetry."

IATL assumes that all sampling methods and data upon which these results are based have been accurately supplied by the client.

The "Gravimetrically Reduced Subsample" is the portion of the submitted sample remaining following the ashing and acid treatment processes. TEM analysis occurs on this portion of the sample. Final results are calculated to represent the sample as submitted.

This confidential report relates only to those item(s) tested and does not represent an endorsement by NIST-NVLAP, AIHA or any agency of the U.S. government.

Results are verifiable for only those operations and analyses performed in the laboratory.

Analysis Performed By: R. Shumate

Date: 4/24/2014



9000 Commerce Parkway, Ste B
 Mount Laurel, NJ 08054
 Toll Free 877-428-4285
 Local: 856-231-9449
 Fax: 856-231-9818

CERTIFICATE OF ANALYSIS

Client: USA Environmental Mgmt. Inc.
 344 West State Street
 Trenton NJ 08618

Report Date: 4/22/2014
Report No: 331865
Project: 67 Weber Ave, Garage
Project No.: 14-020617-01

BULK SAMPLE ANALYSIS SUMMARY

Lab No.: 5292946	Description / Location: Grey Mortar			
Client No.: 39 BW042114	Flue Cement; 1st Floor-Garage			
<u>% Asbestos</u>	<u>Type</u>	<u>% Non-Asbestos Fibrous Material</u>	<u>Type</u>	<u>% Non-Fibrous Material</u>
None Detected	None Detected	None Detected	None Detected	100

Lab No.: 5292947	Description / Location: Grey Mortar			
Client No.: 40 BW042114	Flue Cement; 1st Floor-Garage			
<u>% Asbestos</u>	<u>Type</u>	<u>% Non-Asbestos Fibrous Material</u>	<u>Type</u>	<u>% Non-Fibrous Material</u>
None Detected	None Detected	None Detected	None Detected	100

Lab No.: 5292948	Description / Location: White Sheetrock			
Client No.: 41 BW042114	Stairwell			
<u>% Asbestos</u>	<u>Type</u>	<u>% Non-Asbestos Fibrous Material</u>	<u>Type</u>	<u>% Non-Fibrous Material</u>
None Detected	None Detected	1	Fibrous Glass	97
		2	Cellulose	

Lab No.: 5292948	Description / Location: White Joint Compound	Layer No.: 2		
Client No.: 41 BW042114	Stairwell			
<u>% Asbestos</u>	<u>Type</u>	<u>% Non-Asbestos Fibrous Material</u>	<u>Type</u>	<u>% Non-Fibrous Material</u>
None Detected	None Detected	None Detected	None Detected	100

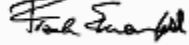
Accreditation **NIST-NVLAP No. 101165-0** **NY-DOH No. 11021** **AIHA-LAP, LLC No. 100188**

*This confidential report relates only to those item(s) tested and does not represent an endorsement by NIST-NVLAP, AIHA or any agency of the U.S. government
 This report shall not be reproduced except in full, without written approval of the laboratory.*

Analytical Method: US EPA 600/R-93/116 by Polarized Light Microscopy, (ELAP 198.1 where applicable)

Comments: Quantification at <0.25% by volume is possible with this method. (PC) Indicates Stratified Point Count Method performed. (PC-Trace) means that asbestos was detected but is not quantifiable under the Point Counting regimen. Analysis includes all distinct separable layers in accordance with EPA 600 Method. If not reported or otherwise noted, layer is either not present or the client has specifically requested that it not be analyzed (ex. analyze until positive instructions). Small asbestos fibers may be missed by PLM due to resolution limitations of the optical microscope. Therefore, PLM is not consistently reliable in detecting asbestos in non-friable organically bound (NOB) materials. Quantitative transmission electron microscopy (TEM) is currently the only method that can pronounce materials as non-asbestos containing.

Analysis Performed By: R. Caran

Approved By: 

Date: 4/22/2014

Frank E. Ehrenfeld, III
 Laboratory Director



9000 Commerce Parkway, Ste B
 Mount Laurel, NJ 08054
 Toll Free 877-428-4285
 Local: 856-231-9449
 Fax: 856-231-9818

CERTIFICATE OF ANALYSIS

Client: USA Environmental Mgmt. Inc.
 344 West State Street
 Trenton NJ 08618

Report Date: 4/22/2014
Report No.: 331865
Project: 67 Weber Ave, Garage
Project No.: 14-020617-01

BULK SAMPLE ANALYSIS SUMMARY

Lab No.: 5292949	Description / Location: White Sheetrock			
Client No.: 42 BW042114	Stairwell			
<u>% Asbestos</u>	<u>Type</u>	<u>% Non-Asbestos Fibrous Material</u>	<u>Type</u>	<u>% Non-Fibrous Material</u>
None Detected	None Detected	2	Cellulose	97
		1	Fibrous Glass	

Lab No.: 5292949	Description / Location: White Joint Compound	Layer No.: 2		
Client No.: 42 BW042114	Stairwell			
<u>% Asbestos</u>	<u>Type</u>	<u>% Non-Asbestos Fibrous Material</u>	<u>Type</u>	<u>% Non-Fibrous Material</u>
None Detected	None Detected	None Detected	None Detected	100

Lab No.: 5292950	Description / Location: White Sheetrock			
Client No.: 43 BW042114	Exterior-Siding			
<u>% Asbestos</u>	<u>Type</u>	<u>% Non-Asbestos Fibrous Material</u>	<u>Type</u>	<u>% Non-Fibrous Material</u>
None Detected	None Detected	3	Cellulose	97

Lab No.: 5292951	Description / Location: Grey Plaster			
Client No.: 44 BW042114	Exterior-Siding			
<u>% Asbestos</u>	<u>Type</u>	<u>% Non-Asbestos Fibrous Material</u>	<u>Type</u>	<u>% Non-Fibrous Material</u>
None Detected	None Detected	None Detected	None Detected	100

Accreditation **NIST-NVLAP No. 101165-0** **NY-DOH No. 11021** **AIHA-LAP, LLC No. 100188**

*This confidential report relates only to those item(s) tested and does not represent an endorsement by NIST-NVLAP, AIHA or any agency of the U.S. government
 This report shall not be reproduced except in full, without written approval of the laboratory.*

Analytical Method: US EPA 600/R-93/116 by Polarized Light Microscopy, (ELAP 198.1 where applicable)

Comments: Quantification at <0.25% by volume is possible with this method. (PC) Indicates Stratified Point Count Method performed. (PC-Trace) means that asbestos was detected but is not quantifiable under the Point Counting regimen. Analysis includes all distinct separable layers in accordance with EPA 600 Method. If not reported or otherwise noted, layer is either not present or the client has specifically requested that it not be analyzed (ex. analyze until positive instructions). Small asbestos fibers may be missed by PLM due to resolution limitations of the optical microscope. Therefore, PLM is not consistently reliable in detecting asbestos in non-friable organically bound (NOB) materials. Quantitative transmission electron microscopy (TEM) is currently the only method that can pronounce materials as non-asbestos containing.

Analysis Performed By: R. Caran

Date: 4/22/2014



9000 Commerce Parkway, Ste B
 Mount Laurel, NJ 08054
 Toll Free 877-428-4285
 Local: 856-231-9449
 Fax: 856-231-9818

CERTIFICATE OF ANALYSIS

Client: USA Environmental Mgmt. Inc.
 344 West State Street
 Trenton NJ 08618

Report Date: 4/22/2014
Report No: 331865
Project: 67 Weber Ave, Garage
Project No.: 14-020617-01

BULK SAMPLE ANALYSIS SUMMARY

Lab No.: 5292952	Description / Location: Grey Plaster			
Client No.: 45 BW042114	Exterior-Siding			
<u>% Asbestos</u>	<u>Type</u>	<u>% Non-Asbestos Fibrous Material</u>	<u>Type</u>	<u>% Non-Fibrous Material</u>
None Detected	None Detected	None Detected	None Detected	100

Lab No.: 5292953	Description / Location: Grey Glazing			
Client No.: 46 BW042114	A/W Wood Windows; Exterior-2nd Floor			
<u>% Asbestos</u>	<u>Type</u>	<u>% Non-Asbestos Fibrous Material</u>	<u>Type</u>	<u>% Non-Fibrous Material</u>
None Detected	None Detected	None Detected	None Detected	100

Lab No.: 5292954	Description / Location: Grey Glazing			
Client No.: 47 BW042114	A/W Wood Windows; Exterior-2nd Floor			
<u>% Asbestos</u>	<u>Type</u>	<u>% Non-Asbestos Fibrous Material</u>	<u>Type</u>	<u>% Non-Fibrous Material</u>
None Detected	None Detected	None Detected	None Detected	100

Lab No.: 5292955	Description / Location: Black Tar Paper			
Client No.: 48 BW042114	Exterior-Under Siding			
<u>% Asbestos</u>	<u>Type</u>	<u>% Non-Asbestos Fibrous Material</u>	<u>Type</u>	<u>% Non-Fibrous Material</u>
None Detected	None Detected	90	Cellulose	10

Accreditation **NIST-NVLAP No. 101165-0** **NY-DOH No. 11021** **AIHA-LAP, LLC No. 100188**

*This confidential report relates only to those item(s) tested and does not represent an endorsement by NIST-NVLAP, AIHA or any agency of the U.S. government
 This report shall not be reproduced except in full, without written approval of the laboratory.*

Analytical Method: US EPA 600/R-93/116 by Polarized Light Microscopy, (ELAP 198.1 where applicable)

Comments: Quantification at <0.25% by volume is possible with this method. (PC) Indicates Stratified Point Count Method performed. (PC-Trace) means that asbestos was detected but is not quantifiable under the Point Counting regimen. Analysis includes all distinct separable layers in accordance with EPA 600 Method. If not reported or otherwise noted, layer is either not present or the client has specifically requested that it not be analyzed (ex. analyze until positive instructions). Small asbestos fibers may be missed by PLM due to resolution limitations of the optical microscope. Therefore, PLM is not consistently reliable in detecting asbestos in non-friable organically bound (NOB) materials. Quantitative transmission electron microscopy (TEM) is currently the only method that can pronounce materials as non-asbestos containing.

Analysis Performed By: R. Caran

Date: 4/22/2014



9000 Commerce Parkway, Ste B
 Mount Laurel, NJ 08054
 Toll Free 877-428-4285
 Local: 856-231-9449
 Fax: 856-231-9818

CERTIFICATE OF ANALYSIS

Client: USA Environmental Mgmt. Inc.
 344 West State Street
 Trenton NJ 08618

Report Date: 4/22/2014
Report No: 331865
Project: 67 Weber Ave, Garage
Project No.: 14-020617-01

BULK SAMPLE ANALYSIS SUMMARY

Lab No.: 5292956	Description / Location: Black Tar Paper			
Client No.: 49 BW042114	Exterior-Under Siding			
<u>% Asbestos</u>	<u>Type</u>	<u>% Non-Asbestos Fibrous Material</u>	<u>Type</u>	<u>% Non-Fibrous Material</u>
None Detected	None Detected	90	Cellulose	10

Lab No.: 5292957	Description / Location: Grey Caulk			
Client No.: 50 BW042114	A/W Aluminum Windows; Exterior-1st Floor			
<u>% Asbestos</u>	<u>Type</u>	<u>% Non-Asbestos Fibrous Material</u>	<u>Type</u>	<u>% Non-Fibrous Material</u>
None Detected	None Detected	None Detected	None Detected	100

Lab No.: 5292958	Description / Location: Grey Caulk			
Client No.: 51 BW042114	A/W Aluminum Windows; Exterior-1st Floor			
<u>% Asbestos</u>	<u>Type</u>	<u>% Non-Asbestos Fibrous Material</u>	<u>Type</u>	<u>% Non-Fibrous Material</u>
None Detected	None Detected	None Detected	None Detected	100

Lab No.: 5292959	Description / Location: Brown Shingle			
Client No.: 52 BW042114	Top Layer; Exterior Roof			
<u>% Asbestos</u>	<u>Type</u>	<u>% Non-Asbestos Fibrous Material</u>	<u>Type</u>	<u>% Non-Fibrous Material</u>
None Detected	None Detected	15	Fibrous Glass	85

Accreditation **NIST-NVLAP No. 101165-0** **NY-DOH No. 11021** **AIHA-LAP, LLC No. 100188**

*This confidential report relates only to those item(s) tested and does not represent an endorsement by NIST-NVLAP, AIHA or any agency of the U.S. government
 This report shall not be reproduced except in full, without written approval of the laboratory.*

Analytical Method: US EPA 600/R-93/116 by Polarized Light Microscopy, (ELAP 198.1 where applicable)

Comments: Quantification at <0.25% by volume is possible with this method. (PC) Indicates Stratified Point Count Method performed. (PC-Trace) means that asbestos was detected but is not quantifiable under the Point Counting regimen. Analysis includes all distinct separable layers in accordance with EPA 600 Method. If not reported or otherwise noted, layer is either not present or the client has specifically requested that it not be analyzed (ex. analyze until positive instructions). Small asbestos fibers may be missed by PLM due to resolution limitations of the optical microscope. Therefore, PLM is not consistently reliable in detecting asbestos in non-friable organically bound (NOB) materials. Quantitative transmission electron microscopy (TEM) is currently the only method that can pronounce materials as non-asbestos containing.

Analysis Performed By: R. Caran

Date: 4/22/2014



9000 Commerce Parkway, Ste B
 Mount Laurel, NJ 08054
 Toll Free 877-428-4285
 Local: 856-231-9449
 Fax: 856-231-9818

CERTIFICATE OF ANALYSIS

Client: USA Environmental Mgmt. Inc.
 344 West State Street
 Trenton NJ 08618

Report Date: 4/22/2014
Report No: 331865
Project: 67 Weber Ave, Garage
Project No.: 14-020617-01

BULK SAMPLE ANALYSIS SUMMARY

Lab No.: 5292960	Description / Location: Brown Shingle			
Client No.: 53 BW042114	Top Layer; Exterior Roof			
<u>% Asbestos</u>	<u>Type</u>	<u>% Non-Asbestos Fibrous Material</u>	<u>Type</u>	<u>% Non-Fibrous Material</u>
None Detected	None Detected	15	Fibrous Glass	85

Lab No.: 5292961	Description / Location: Grey Shingle			
Client No.: 54 BW042114	Middle Layer; Exterior Roof			
<u>% Asbestos</u>	<u>Type</u>	<u>% Non-Asbestos Fibrous Material</u>	<u>Type</u>	<u>% Non-Fibrous Material</u>
None Detected	None Detected	40	Cellulose	60

Lab No.: 5292962	Description / Location: Grey Shingle			
Client No.: 55 BW042114	Middle Layer; Exterior Roof			
<u>% Asbestos</u>	<u>Type</u>	<u>% Non-Asbestos Fibrous Material</u>	<u>Type</u>	<u>% Non-Fibrous Material</u>
None Detected	None Detected	40	Cellulose	60

Lab No.: 5292963	Description / Location: Black Tar Paper			
Client No.: 56 BW042114	Bottom Layer; Exterior Roof			
<u>% Asbestos</u>	<u>Type</u>	<u>% Non-Asbestos Fibrous Material</u>	<u>Type</u>	<u>% Non-Fibrous Material</u>
None Detected	None Detected	85	Cellulose	15

Accreditation **NIST-NVLAP No. 101165-0** **NY-DOH No. 11021** **AIHA-LAP, LLC No. 100188**

*This confidential report relates only to those item(s) tested and does not represent an endorsement by NIST-NVLAP, AIHA or any agency of the U.S. government
 This report shall not be reproduced except in full, without written approval of the laboratory.*

Analytical Method: US EPA 600/R-93/116 by Polarized Light Microscopy, (ELAP 198.1 where applicable)

Comments: Quantification at <0.25% by volume is possible with this method. (PC) Indicates Stratified Point Count Method performed. (PC-Trace) means that asbestos was detected but is not quantifiable under the Point Counting regimen. Analysis includes all distinct separable layers in accordance with EPA 600 Method. If not reported or otherwise noted, layer is either not present or the client has specifically requested that it not be analyzed (ex. analyze until positive instructions). Small asbestos fibers may be missed by PLM due to resolution limitations of the optical microscope. Therefore, PLM is not consistently reliable in detecting asbestos in non-friable organically bound (NOB) materials. Quantitative transmission electron microscopy (TEM) is currently the only method that can pronounce materials as non-asbestos containing.

Analysis Performed By: R. Caran

Date: 4/22/2014



9000 Commerce Parkway, Ste B
 Mount Laurel, NJ 08054
 Toll Free 877-428-4285
 Local: 856-231-9449
 Fax: 856-231-9818

CERTIFICATE OF ANALYSIS

Client: USA Environmental Mgmt. Inc.
 344 West State Street
 Trenton NJ 08618

Report Date: 4/22/2014
Report No: 331865
Project: 67 Weber Ave, Garage
Project No.: 14-020617-01

BULK SAMPLE ANALYSIS SUMMARY

Lab No.: 5292964	Description / Location: Black Tar Paper			
Client No.: 57 BW042114	Bottom Layer; Exterior Roof			
<u>% Asbestos</u>	<u>Type</u>	<u>% Non-Asbestos Fibrous Material</u>	<u>Type</u>	<u>% Non-Fibrous Material</u>
None Detected	None Detected	85	Cellulose	15

Lab No.: 5292965	Description / Location: Black Roof Material			
Client No.: 58 BW042114	Flashing@InterfaceOfBrickChimney&Roofing			
<u>% Asbestos</u>	<u>Type</u>	<u>% Non-Asbestos Fibrous Material</u>	<u>Type</u>	<u>% Non-Fibrous Material</u>
PC 5.7	Chrysotile	None Detected	None Detected	PC 94.3

Lab No.: 5292966	Description / Location: Sample Not Analyzed			
Client No.: 59 BW042114				
<u>% Asbestos</u>	<u>Type</u>	<u>% Non-Asbestos Fibrous Material</u>	<u>Type</u>	<u>% Non-Fibrous Material</u>
	Sample Not Analyzed		Sample Not Analyzed	

Accreditation

NIST-NVLAP No. 101165-0

NY-DOH No. 11021

AIHA-LAP, LLC No. 100188

*This confidential report relates only to those item(s) tested and does not represent an endorsement by NIST-NVLAP, AIHA or any agency of the U.S. government
 This report shall not be reproduced except in full, without written approval of the laboratory.*

Analytical Method:

US EPA 600/R-93/116 by Polarized Light Microscopy, (ELAP 198.1 where applicable)

Comments:

Quantification at <0.25% by volume is possible with this method. (PC) Indicates Stratified Point Count Method performed. (PC-Trace) means that asbestos was detected but is not quantifiable under the Point Counting regimen. Analysis includes all distinct separable layers in accordance with EPA 600 Method. If not reported or otherwise noted, layer is either not present or the client has specifically requested that it not be analyzed (ex. analyze until positive instructions). Small asbestos fibers may be missed by PLM due to resolution limitations of the optical microscope. Therefore, PLM is not consistently reliable in detecting asbestos in non-friable organically bound (NOB) materials. Quantitative transmission electron microscopy (TEM) is currently the only method that can pronounce materials as non-asbestos containing.

Analysis Performed By: R. Caran

Date: 4/22/2014



9000 Commerce Parkway, Suite B
 Mount Laurel, NJ 08054
 Toll Free 877-428-4285
 Local: 856-231-9449
 Fax: 856-231-9818

CERTIFICATE OF ANALYSIS

Client:	USA Environmental Mgmt. Inc.	Report Date:	4/24/2014
	344 West State Street	Report No.:	332026
	Trenton NJ 08618	Project:	67 Weber Ave, Garage
		Project No.:	14-020617-01

TEM BULK SAMPLE ANALYSIS SUMMARY

IATL No.:	145292954A	Description / Location:	Grey Glazing	Exterior-2nd Fl.
Client No.:	47-BW042114			

Organic Fraction:	92.8 %	
Gravimetrically Reduced Subsample:	7.20 %	
Percent Asbestos Detected:	ND	None Detected
Percent Non-Asbestos Fibrous Material:	Trace	Other
Percent Non-Fibrous Material:	7.20 %	Other

Comments:

NIST-NVLAP No. 101165-0

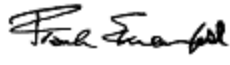
AIHA-LAP, LLC No. 100188

NYS-DOH No. 11021

Methodology: Transmission Electron Microscopy (TEM) In Accordance With :
 ELAP 198.4 "Method For Identifying And Quantitating Asbestos In Non-Friable Organically Bound Bulk Samples", Revised 1/11/2005. EPA-600/R-93/116 Section 2.5 "Asbestos In Bulk Building Materials By TEM Gravimetry."

*IATL assumes that all sampling methods and data upon which these results are based have been accurately supplied by the client.
 The "Gravimetrically Reduced Subsample" is the portion of the submitted sample remaining following the ashing and acid treatment processes. TEM analysis occurs on this portion of the sample. Final results are calculated to represent the sample as submitted.
 This confidential report relates only to those item(s) tested and does not represent an endorsement by NIST-NVLAP, AIHA or any agency of the U.S. government.
 Results are verifiable for only those operations and analyses performed in the laboratory.*

Analysis Performed By: R. Shumate

Approved By: 
 Frank E. Ehrenfeld, III
 Laboratory Director

Date: 4/24/2014



9000 Commerce Parkway, Suite B
 Mount Laurel, NJ 08054
 Toll Free 877-428-4285
 Local: 856-231-9449
 Fax: 856-231-9818

CERTIFICATE OF ANALYSIS

Client: USA Environmental Mgmt. Inc. 344 West State Street Trenton NJ 08618	Report Date: 4/24/2014 Report No.: 332026 Project: 67 Weber Ave, Garage Project No.: 14-020617-01
--	--

TEM BULK SAMPLE ANALYSIS SUMMARY

IATL No.: 145292956A	Description / Location: Black Tar Paper	Exterior-Under Siding
-----------------------------	--	-----------------------

Client No.: 49-BW042114

Organic Fraction:	98.9 %	
Gravimetrically Reduced Subsample:	1.10 %	
Percent Asbestos Detected:	Trace	Chrysotile, Detected at < 0.25%
Percent Non-Asbestos Fibrous Material:	ND	None Detected
Percent Non-Fibrous Material:	1.10 %	Other

Comments:

NIST-NVLAP No. 101165-0

AIHA-LAP, LLC No. 100188

NYS-DOH No. 11021

Methodology: Transmission Electron Microscopy (TEM) In Accordance With :
 ELAP 198.4 "Method For Identifying And Quantitating Asbestos In Non-Friable Organically Bound Bulk Samples", Revised 1/11/2005. EPA-600/R-93/116 Section 2.5 "Asbestos In Bulk Building Materials By TEM Gravimetry."

*IATL assumes that all sampling methods and data upon which these results are based have been accurately supplied by the client.
 The "Gravimetrically Reduced Subsample" is the portion of the submitted sample remaining following the ashing and acid treatment processes. TEM analysis occurs on this portion of the sample. Final results are calculated to represent the sample as submitted.
 This confidential report relates only to those item(s) tested and does not represent an endorsement by NIST-NVLAP, AIHA or any agency of the U.S. government.
 Results are verifiable for only those operations and analyses performed in the laboratory.*

Analysis Performed By: R. Shumate

Date: 4/24/2014



9000 Commerce Parkway, Suite B
 Mount Laurel, NJ 08054
 Toll Free 877-428-4285
 Local: 856-231-9449
 Fax: 856-231-9818

CERTIFICATE OF ANALYSIS

Client:	USA Environmental Mgmt. Inc.	Report Date:	4/24/2014
	344 West State Street	Report No.:	332026
	Trenton NJ 08618	Project:	67 Weber Ave, Garage
		Project No.:	14-020617-01

TEM BULK SAMPLE ANALYSIS SUMMARY

IATL No.:	145292958A	Description / Location:	Grey Caulk	Exterior-1st Fl.
Client No.:	51-BW042114			

Organic Fraction:	98.3 %	
Gravimetrically Reduced Subsample:	1.70 %	
Percent Asbestos Detected:	ND	None Detected
Percent Non-Asbestos Fibrous Material:	ND	None Detected
Percent Non-Fibrous Material:	1.70 %	Other

Comments:

NIST-NVLAP No. 101165-0

AIHA-LAP, LLC No. 100188

NYS-DOH No. 11021

Methodology: Transmission Electron Microscopy (TEM) In Accordance With :
 ELAP 198.4 "Method For Identifying And Quantitating Asbestos In Non-Friable Organically Bound Bulk Samples", Revised 1/11/2005. EPA-600/R-93/116 Section 2.5 "Asbestos In Bulk Building Materials By TEM Gravimetry."

IATL assumes that all sampling methods and data upon which these results are based have been accurately supplied by the client.
The "Gravimetrically Reduced Subsample" is the portion of the submitted sample remaining following the ashing and acid treatment processes. TEM analysis occurs on this portion of the sample. Final results are calculated to represent the sample as submitted.
This confidential report relates only to those item(s) tested and does not represent an endorsement by NIST-NVLAP, AIHA or any agency of the U.S. government.
Results are verifiable for only those operations and analyses performed in the laboratory.

Analysis Performed By: R. Shumate

Date: 4/24/2014



9000 Commerce Parkway, Suite B
 Mount Laurel, NJ 08054
 Toll Free 877-428-4285
 Local: 856-231-9449
 Fax: 856-231-9818

CERTIFICATE OF ANALYSIS

Client:	USA Environmental Mgmt. Inc.	Report Date:	4/24/2014
	344 West State Street	Report No.:	332026
	Trenton NJ 08618	Project:	67 Weber Ave, Garage
		Project No.:	14-020617-01

TEM BULK SAMPLE ANALYSIS SUMMARY

IATL No.:	145292960A	Description / Location:	Brown Shingle	Exterior-Roof
Client No.:	53-BW042114		Top Layer	

Organic Fraction:	37.0 %	
Gravimetrically Reduced Subsample:	63.0 %	
Percent Asbestos Detected:	ND	None Detected
Percent Non-Asbestos Fibrous Material:	ND	None Detected
Percent Non-Fibrous Material:	63.0 %	Other

Comments:

NIST-NVLAP No. 101165-0

AIHA-LAP, LLC No. 100188

NYS-DOH No. 11021

Methodology: Transmission Electron Microscopy (TEM) In Accordance With :
 ELAP 198.4 "Method For Identifying And Quantitating Asbestos In Non-Friable Organically Bound Bulk Samples", Revised 1/11/2005. EPA-600/R-93/116 Section 2.5 "Asbestos In Bulk Building Materials By TEM Gravimetry."

*IATL assumes that all sampling methods and data upon which these results are based have been accurately supplied by the client.
 The "Gravimetrically Reduced Subsample" is the portion of the submitted sample remaining following the ashing and acid treatment processes. TEM analysis occurs on this portion of the sample. Final results are calculated to represent the sample as submitted.
 This confidential report relates only to those item(s) tested and does not represent an endorsement by NIST-NVLAP, AIHA or any agency of the U.S. government.
 Results are verifiable for only those operations and analyses performed in the laboratory.*

Analysis Performed By: R. Shumate

Date: 4/24/2014



9000 Commerce Parkway, Suite B
 Mount Laurel, NJ 08054
 Toll Free 877-428-4285
 Local: 856-231-9449
 Fax: 856-231-9818

CERTIFICATE OF ANALYSIS

Client:	USA Environmental Mgmt. Inc.	Report Date:	4/24/2014
	344 West State Street	Report No.:	332026
	Trenton NJ 08618	Project:	67 Weber Ave, Garage
		Project No.:	14-020617-01

TEM BULK SAMPLE ANALYSIS SUMMARY

IATL No.:	145292962A	Description / Location:	Grey Shingle	Exterior-Roof
Client No.:	55-BW042114		Middle Layer	

Organic Fraction:	48.4 %	
Gravimetrically Reduced Subsample:	51.6 %	
Percent Asbestos Detected:	ND	None Detected
Percent Non-Asbestos Fibrous Material:	ND	None Detected
Percent Non-Fibrous Material:	51.6 %	Other

Comments:

NIST-NVLAP No. 101165-0

AIHA-LAP, LLC No. 100188

NYS-DOH No. 11021

Methodology: Transmission Electron Microscopy (TEM) In Accordance With :
 ELAP 198.4 "Method For Identifying And Quantitating Asbestos In Non-Friable Organically Bound Bulk Samples", Revised 1/11/2005. EPA-600/R-93/116 Section 2.5 "Asbestos In Bulk Building Materials By TEM Gravimetry."

*IATL assumes that all sampling methods and data upon which these results are based have been accurately supplied by the client.
 The "Gravimetrically Reduced Subsample" is the portion of the submitted sample remaining following the ashing and acid treatment processes. TEM analysis occurs on this portion of the sample. Final results are calculated to represent the sample as submitted.
 This confidential report relates only to those item(s) tested and does not represent an endorsement by NIST-NVLAP, AIHA or any agency of the U.S. government.
 Results are verifiable for only those operations and analyses performed in the laboratory.*

Analysis Performed By: R. Shumate

Date: 4/24/2014



9000 Commerce Parkway, Suite B
 Mount Laurel, NJ 08054
 Toll Free 877-428-4285
 Local: 856-231-9449
 Fax: 856-231-9818

CERTIFICATE OF ANALYSIS

Client:	USA Environmental Mgmt. Inc.	Report Date:	4/24/2014
	344 West State Street	Report No.:	332026
	Trenton NJ 08618	Project:	67 Weber Ave, Garage
		Project No.:	14-020617-01

TEM BULK SAMPLE ANALYSIS SUMMARY

IATL No.:	145292964A	Description / Location:	Black Tar Paper	Exterior-Roof
Client No.:	57-BW042114		Bottom Layer	

Organic Fraction:	95.5 %	
Gravimetrically Reduced Subsample:	4.50 %	
Percent Asbestos Detected:	ND	None Detected
Percent Non-Asbestos Fibrous Material:	ND	None Detected
Percent Non-Fibrous Material:	4.50 %	Other

Comments:

NIST-NVLAP No. 101165-0

AIHA-LAP, LLC No. 100188

NYS-DOH No. 11021

Methodology: Transmission Electron Microscopy (TEM) In Accordance With :
 ELAP 198.4 "Method For Identifying And Quantitating Asbestos In Non-Friable Organically Bound Bulk Samples", Revised 1/11/2005. EPA-600/R-93/116 Section 2.5 "Asbestos In Bulk Building Materials By TEM Gravimetry."

*IATL assumes that all sampling methods and data upon which these results are based have been accurately supplied by the client.
 The "Gravimetrically Reduced Subsample" is the portion of the submitted sample remaining following the ashing and acid treatment processes. TEM analysis occurs on this portion of the sample. Final results are calculated to represent the sample as submitted.
 This confidential report relates only to those item(s) tested and does not represent an endorsement by NIST-NVLAP, AIHA or any agency of the U.S. government.
 Results are verifiable for only those operations and analyses performed in the laboratory.*

Analysis Performed By: R. Shumate

Date: 4/24/2014



9000 Commerce Parkway, Ste B
 Mount Laurel, NJ 08054
 Toll Free 877-428-4285
 Local: 856-231-9449
 Fax: 856-231-9818

CERTIFICATE OF ANALYSIS

Client: USA Environmental Mgmt. Inc.
 344 West State Street
 Trenton NJ 08618

Report Date: 4/22/2014
Report No: 331866
Project: 67 Weber Ave, Shed
Project No.: 14-020617-01

BULK SAMPLE ANALYSIS SUMMARY

Lab No.: 5292967	Description / Location: Black Shingle			
Client No.: 60 BW042114	Exterior Roof			
<u>% Asbestos</u>	<u>Type</u>	<u>% Non-Asbestos Fibrous Material</u>	<u>Type</u>	<u>% Non-Fibrous Material</u>
None Detected	None Detected	15	Fibrous Glass	85

Lab No.: 5292968	Description / Location: Black Shingle			
Client No.: 61 BW042114	Exterior Roof			
<u>% Asbestos</u>	<u>Type</u>	<u>% Non-Asbestos Fibrous Material</u>	<u>Type</u>	<u>% Non-Fibrous Material</u>
None Detected	None Detected	15	Fibrous Glass	85

Lab No.: 5292969	Description / Location: Black Tar Paper			
Client No.: 62 BW042114	Exterior Roof			
<u>% Asbestos</u>	<u>Type</u>	<u>% Non-Asbestos Fibrous Material</u>	<u>Type</u>	<u>% Non-Fibrous Material</u>
None Detected	None Detected	90	Cellulose	10

Lab No.: 5292970	Description / Location: Black Tar Paper			
Client No.: 63 BW042114	Exterior Roof			
<u>% Asbestos</u>	<u>Type</u>	<u>% Non-Asbestos Fibrous Material</u>	<u>Type</u>	<u>% Non-Fibrous Material</u>
None Detected	None Detected	90	Cellulose	10

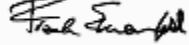
Accreditation **NIST-NVLAP No. 101165-0** **NY-DOH No. 11021** **AIHA-LAP, LLC No. 100188**

*This confidential report relates only to those item(s) tested and does not represent an endorsement by NIST-NVLAP, AIHA or any agency of the U.S. government
 This report shall not be reproduced except in full, without written approval of the laboratory.*

Analytical Method: US EPA 600/R-93/116 by Polarized Light Microscopy, (ELAP 198.1 where applicable)

Comments: Quantification at <0.25% by volume is possible with this method. (PC) Indicates Stratified Point Count Method performed. (PC-Trace) means that asbestos was detected but is not quantifiable under the Point Counting regimen. Analysis includes all distinct separable layers in accordance with EPA 600 Method. If not reported or otherwise noted, layer is either not present or the client has specifically requested that it not be analyzed (ex. analyze until positive instructions). Small asbestos fibers may be missed by PLM due to resolution limitations of the optical microscope. Therefore, PLM is not consistently reliable in detecting asbestos in non-friable organically bound (NOB) materials. Quantitative transmission electron microscopy (TEM) is currently the only method that can pronounce materials as non-asbestos containing.

Analysis Performed By: R. Caran

Approved By: 

Date: 4/22/2014

Frank E. Ehrenfeld, III
 Laboratory Director



9000 Commerce Parkway, Ste B
 Mount Laurel, NJ 08054
 Toll Free 877-428-4285
 Local: 856-231-9449
 Fax: 856-231-9818

CERTIFICATE OF ANALYSIS

Client: USA Environmental Mgmt. Inc.
 344 West State Street
 Trenton NJ 08618

Report Date: 4/22/2014
Report No: 331866
Project: 67 Weber Ave, Shed
Project No.: 14-020617-01

BULK SAMPLE ANALYSIS SUMMARY

Lab No.: 5292971	Description / Location: Black Tar Paper			
Client No.: 64 BW042114	Exterior Siding			
<u>% Asbestos</u>	<u>Type</u>	<u>% Non-Asbestos Fibrous Material</u>	<u>Type</u>	<u>% Non-Fibrous Material</u>
None Detected	None Detected	90	Cellulose	10

Lab No.: 5292972	Description / Location: Black Tar Paper			
Client No.: 65 BW042114	Exterior Siding			
<u>% Asbestos</u>	<u>Type</u>	<u>% Non-Asbestos Fibrous Material</u>	<u>Type</u>	<u>% Non-Fibrous Material</u>
None Detected	None Detected	90	Cellulose	10

Accreditation **NIST-NVLAP No. 101165-0** **NY-DOH No. 11021** **AIHA-LAP, LLC No. 100188**

*This confidential report relates only to those item(s) tested and does not represent an endorsement by NIST-NVLAP, AIHA or any agency of the U.S. government
 This report shall not be reproduced except in full, without written approval of the laboratory.*

Analytical Method: US EPA 600/R-93/116 by Polarized Light Microscopy, (ELAP 198.1 where applicable)

Comments: Quantification at <0.25% by volume is possible with this method. (PC) Indicates Stratified Point Count Method performed. (PC-Trace) means that asbestos was detected but is not quantifiable under the Point Counting regimen. Analysis includes all distinct separable layers in accordance with EPA 600 Method. If not reported or otherwise noted, layer is either not present or the client has specifically requested that it not be analyzed (ex. analyze until positive instructions). Small asbestos fibers may be missed by PLM due to resolution limitations of the optical microscope. Therefore, PLM is not consistently reliable in detecting asbestos in non-friable organically bound (NOB) materials. Quantitative transmission electron microscopy (TEM) is currently the only method that can pronounce materials as non-asbestos containing.

Analysis Performed By: R. Caran

Date: 4/22/2014



9000 Commerce Parkway, Suite B
 Mount Laurel, NJ 08054
 Toll Free 877-428-4285
 Local: 856-231-9449
 Fax: 856-231-9818

CERTIFICATE OF ANALYSIS

Client:	USA Environmental Mgmt. Inc.	Report Date:	4/24/2014
	344 West State Street	Report No.:	332027
	Trenton NJ 08618	Project:	67 Weber Ave, Shed
		Project No.:	14-020617-01

TEM BULK SAMPLE ANALYSIS SUMMARY

IATL No.:	145292968A	Description / Location:	Black Shingle	Exterior-Roof
Client No.:	61-BW042114			

Organic Fraction:	54.5 %	
Gravimetrically Reduced Subsample:	45.5 %	
Percent Asbestos Detected:	ND	None Detected
Percent Non-Asbestos Fibrous Material:	ND	None Detected
Percent Non-Fibrous Material:	45.5 %	Other

Comments:

NIST-NVLAP No. 101165-0

AIHA-LAP, LLC No. 100188

NYS-DOH No. 11021

Methodology: Transmission Electron Microscopy (TEM) In Accordance With :
 ELAP 198.4 "Method For Identifying And Quantitating Asbestos In Non-Friable Organically Bound Bulk Samples", Revised 1/11/2005. EPA-600/R-93/116 Section 2.5 "Asbestos In Bulk Building Materials By TEM Gravimetry."

IATL assumes that all sampling methods and data upon which these results are based have been accurately supplied by the client.
The "Gravimetrically Reduced Subsample" is the portion of the submitted sample remaining following the ashing and acid treatment processes. TEM analysis occurs on this portion of the sample. Final results are calculated to represent the sample as submitted.
This confidential report relates only to those item(s) tested and does not represent an endorsement by NIST-NVLAP, AIHA or any agency of the U.S. government.
Results are verifiable for only those operations and analyses performed in the laboratory.

Analysis Performed By: R. Shumate

Approved By: 

Date: 4/24/2014

Frank E. Ehrenfeld, III
 Laboratory Director



9000 Commerce Parkway, Suite B
 Mount Laurel, NJ 08054
 Toll Free 877-428-4285
 Local: 856-231-9449
 Fax: 856-231-9818

CERTIFICATE OF ANALYSIS

Client:	USA Environmental Mgmt. Inc.	Report Date:	4/24/2014
	344 West State Street	Report No.:	332027
	Trenton NJ 08618	Project:	67 Weber Ave, Shed
		Project No.:	14-020617-01

TEM BULK SAMPLE ANALYSIS SUMMARY

IATL No.:	145292970A	Description / Location:	Black Tar Paper	Exterior-Roof
Client No.:	63-BW042114			

Organic Fraction:	97.8 %	
Gravimetrically Reduced Subsample:	2.20 %	
Percent Asbestos Detected:	ND	None Detected
Percent Non-Asbestos Fibrous Material:	ND	None Detected
Percent Non-Fibrous Material:	2.20 %	Other

Comments:

NIST-NVLAP No. 101165-0

AIHA-LAP, LLC No. 100188

NYS-DOH No. 11021

Methodology: Transmission Electron Microscopy (TEM) In Accordance With :
 ELAP 198.4 "Method For Identifying And Quantitating Asbestos In Non-Friable Organically Bound Bulk Samples", Revised 1/11/2005. EPA-600/R-93/116 Section 2.5 "Asbestos In Bulk Building Materials By TEM Gravimetry."

IATL assumes that all sampling methods and data upon which these results are based have been accurately supplied by the client.
The "Gravimetrically Reduced Subsample" is the portion of the submitted sample remaining following the ashing and acid treatment processes. TEM analysis occurs on this portion of the sample. Final results are calculated to represent the sample as submitted.
This confidential report relates only to those item(s) tested and does not represent an endorsement by NIST-NVLAP, AIHA or any agency of the U.S. government.
Results are verifiable for only those operations and analyses performed in the laboratory.

Analysis Performed By: R. Shumate

Date: 4/24/2014



9000 Commerce Parkway, Suite B
 Mount Laurel, NJ 08054
 Toll Free 877-428-4285
 Local: 856-231-9449
 Fax: 856-231-9818

CERTIFICATE OF ANALYSIS

Client:	USA Environmental Mgmt. Inc.	Report Date:	4/24/2014
	344 West State Street	Report No.:	332027
	Trenton NJ 08618	Project:	67 Weber Ave, Shed
		Project No.:	14-020617-01

TEM BULK SAMPLE ANALYSIS SUMMARY

IATL No.:	145292972A	Description / Location:	Black Tar Paper	Exterior-Siding
Client No.:	65-BW042114			

Organic Fraction:	94.7 %	
Gravimetrically Reduced Subsample:	5.30 %	
Percent Asbestos Detected:	ND	None Detected
Percent Non-Asbestos Fibrous Material:	ND	None Detected
Percent Non-Fibrous Material:	5.30 %	Other

Comments:

NIST-NVLAP No. 101165-0

AIHA-LAP, LLC No. 100188

NYS-DOH No. 11021

Methodology: Transmission Electron Microscopy (TEM) In Accordance With :
 ELAP 198.4 "Method For Identifying And Quantitating Asbestos In Non-Friable Organically Bound Bulk Samples", Revised 1/11/2005. EPA-600/R-93/116 Section 2.5 "Asbestos In Bulk Building Materials By TEM Gravimetry."

IATL assumes that all sampling methods and data upon which these results are based have been accurately supplied by the client.
The "Gravimetrically Reduced Subsample" is the portion of the submitted sample remaining following the ashing and acid treatment processes. TEM analysis occurs on this portion of the sample. Final results are calculated to represent the sample as submitted.
This confidential report relates only to those item(s) tested and does not represent an endorsement by NIST-NVLAP, AIHA or any agency of the U.S. government.
Results are verifiable for only those operations and analyses performed in the laboratory.

Analysis Performed By: R. Shumate

Date: 4/24/2014

68 Weber Avenue



9000 Commerce Parkway, Ste B
 Mount Laurel, NJ 08054
 Toll Free 877-428-4285
 Local: 856-231-9449
 Fax: 856-231-9818

CERTIFICATE OF ANALYSIS

Client: USA Environmental Mgmt. Inc.
 344 West State Street
 Trenton NJ 08618

Report Date: 4/22/2014
Report No: 331863
Project: 68 Weber Ave, Residence
Project No.: 14-020617-01

BULK SAMPLE ANALYSIS SUMMARY

Lab No.: 5292924	Description / Location: Brown/Lt.Grey Sheetrock			
Client No.: 17 BW042114	Living Room-1st Room Off Main Ent.			
<u>% Asbestos</u>	<u>Type</u>	<u>% Non-Asbestos Fibrous Material</u>	<u>Type</u>	<u>% Non-Fibrous Material</u>
None Detected	None Detected	10	Cellulose	87
		3	Fibrous Glass	

Lab No.: 5292924	Description / Location: Tan Joint Compound	Layer No.: 2		
Client No.: 17 BW042114	Living Room-1st Room Off Main Ent.			
<u>% Asbestos</u>	<u>Type</u>	<u>% Non-Asbestos Fibrous Material</u>	<u>Type</u>	<u>% Non-Fibrous Material</u>
PC 2.8	Chrysotile	None Detected	None Detected	PC 97.2

Lab No.: 5292924	Description / Location: Lt.Tan Paper	Layer No.: 3		
Client No.: 17 BW042114	Living Room-1st Room Off Main Ent.			
<u>% Asbestos</u>	<u>Type</u>	<u>% Non-Asbestos Fibrous Material</u>	<u>Type</u>	<u>% Non-Fibrous Material</u>
None Detected	None Detected	98	Cellulose	2

Lab No.: 5292924	Description / Location: Tan Joint Compound	Layer No.: 4		
Client No.: 17 BW042114	Living Room-1st Room Off Main Ent.			
<u>% Asbestos</u>	<u>Type</u>	<u>% Non-Asbestos Fibrous Material</u>	<u>Type</u>	<u>% Non-Fibrous Material</u>
PC 3.1	Chrysotile	None Detected	None Detected	PC 96.9

Accreditation

NIST-NVLAP No. 101165-0

NY-DOH No. 11021

AIHA-LAP, LLC No. 100188

*This confidential report relates only to those item(s) tested and does not represent an endorsement by NIST-NVLAP, AIHA or any agency of the U.S. government
 This report shall not be reproduced except in full, without written approval of the laboratory.*

Analytical Method:

US EPA 600/R-93/116 by Polarized Light Microscopy, (ELAP 198.1 where applicable)

Comments:

Quantification at <0.25% by volume is possible with this method. (PC) Indicates Stratified Point Count Method performed. (PC-Trace) means that asbestos was detected but is not quantifiable under the Point Counting regimen. Analysis includes all distinct separable layers in accordance with EPA 600 Method. If not reported or otherwise noted, layer is either not present or the client has specifically requested that it not be analyzed (ex. analyze until positive instructions). Small asbestos fibers may be missed by PLM due to resolution limitations of the optical microscope. Therefore, PLM is not consistently reliable in detecting asbestos in non-friable organically bound (NOB) materials. Quantitative transmission electron microscopy (TEM) is currently the only method that can pronounce materials as non-asbestos containing.

Analysis Performed By: R. Shumate

Approved By:

Date: 4/22/2014

Frank E. Ehrenfeld, III
 Laboratory Director



9000 Commerce Parkway, Ste B
 Mount Laurel, NJ 08054
 Toll Free 877-428-4285
 Local: 856-231-9449
 Fax: 856-231-9818

CERTIFICATE OF ANALYSIS

Client: USA Environmental Mgmt. Inc.
 344 West State Street
 Trenton NJ 08618

Report Date: 4/22/2014
Report No: 331863
Project: 68 Weber Ave, Residence
Project No.: 14-020617-01

BULK SAMPLE ANALYSIS SUMMARY

Lab No.: 5292925	Description / Location: Brown/Lt.Grey Sheetrock		
Client No.: 18 BW042114	Garage		
<u>% Asbestos</u>	<u>Type</u>	<u>% Non-Asbestos Fibrous Material</u>	<u>Type</u>
None Detected	None Detected	3	Fibrous Glass
		15	Cellulose
			82

Lab No.: 5292925	Description / Location: Tan Joint Compound		Layer No.: 2
Client No.: 18 BW042114	Garage		
<u>% Asbestos</u>	<u>Type</u>	<u>% Non-Asbestos Fibrous Material</u>	<u>% Non-Fibrous Material</u>
PC 3.8	Chrysotile	None Detected	None Detected
			PC 96.2

Lab No.: 5292925	Description / Location: Tan Paper		Layer No.: 3
Client No.: 18 BW042114	Garage		
<u>% Asbestos</u>	<u>Type</u>	<u>% Non-Asbestos Fibrous Material</u>	<u>% Non-Fibrous Material</u>
None Detected	None Detected	98	Cellulose
			2

Lab No.: 5292925	Description / Location: Tan Joint Compound		Layer No.: 4
Client No.: 18 BW042114	Garage		
<u>% Asbestos</u>	<u>Type</u>	<u>% Non-Asbestos Fibrous Material</u>	<u>% Non-Fibrous Material</u>
PC 1.9	Chrysotile	None Detected	None Detected
			PC 98.1

Accreditation **NIST-NVLAP No. 101165-0** **NY-DOH No. 11021** **AIHA-LAP, LLC No. 100188**

*This confidential report relates only to those item(s) tested and does not represent an endorsement by NIST-NVLAP, AIHA or any agency of the U.S. government
 This report shall not be reproduced except in full, without written approval of the laboratory.*

Analytical Method: US EPA 600/R-93/116 by Polarized Light Microscopy, (ELAP 198.1 where applicable)

Comments: Quantification at <0.25% by volume is possible with this method. (PC) Indicates Stratified Point Count Method performed. (PC-Trace) means that asbestos was detected but is not quantifiable under the Point Counting regimen. Analysis includes all distinct separable layers in accordance with EPA 600 Method. If not reported or otherwise noted, layer is either not present or the client has specifically requested that it not be analyzed (ex. analyze until positive instructions). Small asbestos fibers may be missed by PLM due to resolution limitations of the optical microscope. Therefore, PLM is not consistently reliable in detecting asbestos in non-friable organically bound (NOB) materials. Quantitative transmission electron microscopy (TEM) is currently the only method that can pronounce materials as non-asbestos containing.

Analysis Performed By: R. Shumate

Date: 4/22/2014



9000 Commerce Parkway, Ste B
 Mount Laurel, NJ 08054
 Toll Free 877-428-4285
 Local: 856-231-9449
 Fax: 856-231-9818

CERTIFICATE OF ANALYSIS

Client: USA Environmental Mgmt. Inc.
 344 West State Street
 Trenton NJ 08618

Report Date: 4/22/2014
Report No: 331863
Project: 68 Weber Ave, Residence
Project No.: 14-020617-01

BULK SAMPLE ANALYSIS SUMMARY

Lab No.: 5292926	Description / Location: Off-White/Brown Floor Coating			
Client No.: 19 BW042114	Mud Room/Sun Room			
<u>% Asbestos</u>	<u>Type</u>	<u>% Non-Asbestos Fibrous Material</u>	<u>Type</u>	<u>% Non-Fibrous Material</u>
None Detected	None Detected	None Detected	None Detected	100

Lab No.: 5292926	Description / Location: Grey Leveling Compound	Layer No.: 2		
Client No.: 19 BW042114	Mud Room/Sun Room			
<u>% Asbestos</u>	<u>Type</u>	<u>% Non-Asbestos Fibrous Material</u>	<u>Type</u>	<u>% Non-Fibrous Material</u>
None Detected	None Detected	None Detected	None Detected	100

Lab No.: 5292927	Description / Location: Off-White/Brown Floor Coating			
Client No.: 20 BW042114	Mud Room/Sun Room			
<u>% Asbestos</u>	<u>Type</u>	<u>% Non-Asbestos Fibrous Material</u>	<u>Type</u>	<u>% Non-Fibrous Material</u>
None Detected	None Detected	None Detected	None Detected	100

Lab No.: 5292927	Description / Location: Grey Leveling Compound	Layer No.: 2		
Client No.: 20 BW042114	Mud Room/Sun Room			
<u>% Asbestos</u>	<u>Type</u>	<u>% Non-Asbestos Fibrous Material</u>	<u>Type</u>	<u>% Non-Fibrous Material</u>
None Detected	None Detected	None Detected	None Detected	100

Accreditation **NIST-NVLAP No. 101165-0** **NY-DOH No. 11021** **AIHA-LAP, LLC No. 100188**

*This confidential report relates only to those item(s) tested and does not represent an endorsement by NIST-NVLAP, AIHA or any agency of the U.S. government
 This report shall not be reproduced except in full, without written approval of the laboratory.*

Analytical Method: US EPA 600/R-93/116 by Polarized Light Microscopy, (ELAP 198.1 where applicable)

Comments: Quantification at <0.25% by volume is possible with this method. (PC) Indicates Stratified Point Count Method performed. (PC-Trace) means that asbestos was detected but is not quantifiable under the Point Counting regimen. Analysis includes all distinct separable layers in accordance with EPA 600 Method. If not reported or otherwise noted, layer is either not present or the client has specifically requested that it not be analyzed (ex. analyze until positive instructions). Small asbestos fibers may be missed by PLM due to resolution limitations of the optical microscope. Therefore, PLM is not consistently reliable in detecting asbestos in non-friable organically bound (NOB) materials. Quantitative transmission electron microscopy (TEM) is currently the only method that can pronounce materials as non-asbestos containing.

Analysis Performed By: R. Shumate

Date: 4/22/2014



9000 Commerce Parkway, Ste B
 Mount Laurel, NJ 08054
 Toll Free 877-428-4285
 Local: 856-231-9449
 Fax: 856-231-9818

CERTIFICATE OF ANALYSIS

Client: USA Environmental Mgmt. Inc.
 344 West State Street
 Trenton NJ 08618

Report Date: 4/22/2014
Report No: 331863
Project: 68 Weber Ave, Residence
Project No.: 14-020617-01

BULK SAMPLE ANALYSIS SUMMARY

Lab No.: 5292928	Description / Location: Tan Caulk; A/W Door			
Client No.: 21 BW042114	@InterfaceOfBrick&Frame;Ext-MainEntrance			
<u>% Asbestos</u>	<u>Type</u>	<u>% Non-Asbestos Fibrous Material</u>	<u>Type</u>	<u>% Non-Fibrous Material</u>
10	Chrysotile	None Detected	None Detected	90

Lab No.: 5292929	Description / Location: Sample Not Analyzed			
Client No.: 22 BW042114				
<u>% Asbestos</u>	<u>Type</u>	<u>% Non-Asbestos Fibrous Material</u>	<u>Type</u>	<u>% Non-Fibrous Material</u>
	Sample Not Analyzed		Sample Not Analyzed	

Lab No.: 5292930	Description / Location: Tan/Grey Caulk; A/W Bay Window			
Client No.: 23 BW042114	@InterfaceOfBrick&Frame;Ext@BrickFacade			
<u>% Asbestos</u>	<u>Type</u>	<u>% Non-Asbestos Fibrous Material</u>	<u>Type</u>	<u>% Non-Fibrous Material</u>
10	Chrysotile	None Detected	None Detected	90

Lab No.: 5292931	Description / Location: Sample Not Analyzed			
Client No.: 24 BW042114				
<u>% Asbestos</u>	<u>Type</u>	<u>% Non-Asbestos Fibrous Material</u>	<u>Type</u>	<u>% Non-Fibrous Material</u>
	Sample Not Analyzed		Sample Not Analyzed	

Accreditation **NIST-NVLAP No. 101165-0** **NY-DOH No. 11021** **AIHA-LAP, LLC No. 100188**

*This confidential report relates only to those item(s) tested and does not represent an endorsement by NIST-NVLAP, AIHA or any agency of the U.S. government
 This report shall not be reproduced except in full, without written approval of the laboratory.*

Analytical Method: US EPA 600/R-93/116 by Polarized Light Microscopy, (ELAP 198.1 where applicable)

Comments: Quantification at <0.25% by volume is possible with this method. (PC) Indicates Stratified Point Count Method performed. (PC-Trace) means that asbestos was detected but is not quantifiable under the Point Counting regimen. Analysis includes all distinct separable layers in accordance with EPA 600 Method. If not reported or otherwise noted, layer is either not present or the client has specifically requested that it not be analyzed (ex. analyze until positive instructions). Small asbestos fibers may be missed by PLM due to resolution limitations of the optical microscope. Therefore, PLM is not consistently reliable in detecting asbestos in non-friable organically bound (NOB) materials. Quantitative transmission electron microscopy (TEM) is currently the only method that can pronounce materials as non-asbestos containing.

Analysis Performed By: R. Shumate

Date: 4/22/2014



9000 Commerce Parkway, Ste B
 Mount Laurel, NJ 08054
 Toll Free 877-428-4285
 Local: 856-231-9449
 Fax: 856-231-9818

CERTIFICATE OF ANALYSIS

Client: USA Environmental Mgmt. Inc.
 344 West State Street
 Trenton NJ 08618

Report Date: 4/22/2014
Report No: 331863
Project: 68 Weber Ave, Residence
Project No.: 14-020617-01

BULK SAMPLE ANALYSIS SUMMARY

Lab No.: 5292932	Description / Location: Black Tar Paper			
Client No.: 25 BW042114	Exterior-Behind Siding			
<u>% Asbestos</u>	<u>Type</u>	<u>% Non-Asbestos Fibrous Material</u>	<u>Type</u>	<u>% Non-Fibrous Material</u>
None Detected	None Detected	80	Cellulose	20

Lab No.: 5292933	Description / Location: Black Tar Paper			
Client No.: 26 BW042114	Exterior-Behind Siding			
<u>% Asbestos</u>	<u>Type</u>	<u>% Non-Asbestos Fibrous Material</u>	<u>Type</u>	<u>% Non-Fibrous Material</u>
None Detected	None Detected	80	Cellulose	20

Lab No.: 5292934	Description / Location: Black Shingle			
Client No.: 27 BW042114	Exterior Roof			
<u>% Asbestos</u>	<u>Type</u>	<u>% Non-Asbestos Fibrous Material</u>	<u>Type</u>	<u>% Non-Fibrous Material</u>
None Detected	None Detected	10	Fibrous Glass	90

Lab No.: 5292934	Description / Location: Black Mastic	Layer No.: 2		
Client No.: 27 BW042114	Exterior Roof			
<u>% Asbestos</u>	<u>Type</u>	<u>% Non-Asbestos Fibrous Material</u>	<u>Type</u>	<u>% Non-Fibrous Material</u>
None Detected	None Detected	None Detected	None Detected	100

Accreditation **NIST-NVLAP No. 101165-0** **NY-DOH No. 11021** **AIHA-LAP, LLC No. 100188**

*This confidential report relates only to those item(s) tested and does not represent an endorsement by NIST-NVLAP, AIHA or any agency of the U.S. government
 This report shall not be reproduced except in full, without written approval of the laboratory.*

Analytical Method: US EPA 600/R-93/116 by Polarized Light Microscopy, (ELAP 198.1 where applicable)

Comments: Quantification at <0.25% by volume is possible with this method. (PC) Indicates Stratified Point Count Method performed. (PC-Trace) means that asbestos was detected but is not quantifiable under the Point Counting regimen. Analysis includes all distinct separable layers in accordance with EPA 600 Method. If not reported or otherwise noted, layer is either not present or the client has specifically requested that it not be analyzed (ex. analyze until positive instructions). Small asbestos fibers may be missed by PLM due to resolution limitations of the optical microscope. Therefore, PLM is not consistently reliable in detecting asbestos in non-friable organically bound (NOB) materials. Quantitative transmission electron microscopy (TEM) is currently the only method that can pronounce materials as non-asbestos containing.

Analysis Performed By: R. Shumate

Date: 4/22/2014



9000 Commerce Parkway, Ste B
 Mount Laurel, NJ 08054
 Toll Free 877-428-4285
 Local: 856-231-9449
 Fax: 856-231-9818

CERTIFICATE OF ANALYSIS

Client: USA Environmental Mgmt. Inc.
 344 West State Street
 Trenton NJ 08618

Report Date: 4/22/2014
Report No: 331863
Project: 68 Weber Ave, Residence
Project No.: 14-020617-01

BULK SAMPLE ANALYSIS SUMMARY

Lab No.: 5292935	Description / Location: Black Shingle			
Client No.: 28 BW042114	Exterior Roof			
<u>% Asbestos</u>	<u>Type</u>	<u>% Non-Asbestos Fibrous Material</u>	<u>Type</u>	<u>% Non-Fibrous Material</u>
None Detected	None Detected	10	Fibrous Glass	90

Lab No.: 5292935	Description / Location: Black Mastic	Layer No.: 2		
Client No.: 28 BW042114	Exterior Roof			
<u>% Asbestos</u>	<u>Type</u>	<u>% Non-Asbestos Fibrous Material</u>	<u>Type</u>	<u>% Non-Fibrous Material</u>
None Detected	None Detected	None Detected	None Detected	100

Lab No.: 5292936	Description / Location: Black Tar Paper			
Client No.: 29 BW042114	Exterior Roof			
<u>% Asbestos</u>	<u>Type</u>	<u>% Non-Asbestos Fibrous Material</u>	<u>Type</u>	<u>% Non-Fibrous Material</u>
None Detected	None Detected	5	Fibrous Glass	95

Lab No.: 5292936	Description / Location: Black Tar Paper	Layer No.: 2		
Client No.: 29 BW042114	Exterior Roof			
<u>% Asbestos</u>	<u>Type</u>	<u>% Non-Asbestos Fibrous Material</u>	<u>Type</u>	<u>% Non-Fibrous Material</u>
None Detected	None Detected	15	Fibrous Glass	85

Accreditation

NIST-NVLAP No. 101165-0

NY-DOH No. 11021

AIHA-LAP, LLC No. 100188

*This confidential report relates only to those item(s) tested and does not represent an endorsement by NIST-NVLAP, AIHA or any agency of the U.S. government
 This report shall not be reproduced except in full, without written approval of the laboratory.*

Analytical Method:

US EPA 600/R-93/116 by Polarized Light Microscopy, (ELAP 198.1 where applicable)

Comments:

Quantification at <0.25% by volume is possible with this method. (PC) Indicates Stratified Point Count Method performed. (PC-Trace) means that asbestos was detected but is not quantifiable under the Point Counting regimen. Analysis includes all distinct separable layers in accordance with EPA 600 Method. If not reported or otherwise noted, layer is either not present or the client has specifically requested that it not be analyzed (ex. analyze until positive instructions). Small asbestos fibers may be missed by PLM due to resolution limitations of the optical microscope. Therefore, PLM is not consistently reliable in detecting asbestos in non-friable organically bound (NOB) materials. Quantitative transmission electron microscopy (TEM) is currently the only method that can pronounce materials as non-asbestos containing.

Analysis Performed By: R. Shumate

Date: 4/22/2014



9000 Commerce Parkway, Ste B
 Mount Laurel, NJ 08054
 Toll Free 877-428-4285
 Local: 856-231-9449
 Fax: 856-231-9818

CERTIFICATE OF ANALYSIS

Client: USA Environmental Mgmt. Inc.
 344 West State Street
 Trenton NJ 08618

Report Date: 4/22/2014
Report No: 331863
Project: 68 Weber Ave, Residence
Project No.: 14-020617-01

BULK SAMPLE ANALYSIS SUMMARY

Lab No.: 5292937	Description / Location: Black Tar Paper			
Client No.: 30 BW042114	Exterior Roof			
% Asbestos	Type	% Non-Asbestos Fibrous Material	Type	% Non-Fibrous Material
None Detected	None Detected	10	Fibrous Glass	90

Accreditation **NIST-NVLAP No. 101165-0** **NY-DOH No. 11021** **AIHA-LAP, LLC No. 100188**

*This confidential report relates only to those item(s) tested and does not represent an endorsement by NIST-NVLAP, AIHA or any agency of the U.S. government
 This report shall not be reproduced except in full, without written approval of the laboratory.*

Analytical Method: US EPA 600/R-93/116 by Polarized Light Microscopy, (ELAP 198.1 where applicable)

Comments: Quantification at <0.25% by volume is possible with this method. (PC) Indicates Stratified Point Count Method performed. (PC-Trace) means that asbestos was detected but is not quantifiable under the Point Counting regimen. Analysis includes all distinct separable layers in accordance with EPA 600 Method. If not reported or otherwise noted, layer is either not present or the client has specifically requested that it not be analyzed (ex. analyze until positive instructions). Small asbestos fibers may be missed by PLM due to resolution limitations of the optical microscope. Therefore, PLM is not consistently reliable in detecting asbestos in non-friable organically bound (NOB) materials. Quantitative transmission electron microscopy (TEM) is currently the only method that can pronounce materials as non-asbestos containing.

Analysis Performed By: R. Shumate

Date: 4/22/2014



9000 Commerce Parkway, Suite B
 Mount Laurel, NJ 08054
 Toll Free 877-428-4285
 Local: 856-231-9449
 Fax: 856-231-9818

CERTIFICATE OF ANALYSIS

Client:	USA Environmental Mgmt. Inc.	Report Date:	4/24/2014
	344 West State Street	Report No.:	332024
	Trenton NJ 08618	Project:	68 Weber Ave, Residence
		Project No.:	14-020617-01

TEM BULK SAMPLE ANALYSIS SUMMARY

IATL No.:	145292927A	Description / Location:	Off-White/Brown Floor Coating	Mudroom/Sunroom
Client No.:	20-BW042114			

Organic Fraction:	58.4 %	
Gravimetrically Reduced Subsample:	41.6 %	
Percent Asbestos Detected:	ND	None Detected
Percent Non-Asbestos Fibrous Material:	ND	None Detected
Percent Non-Fibrous Material:	41.6 %	Other

Comments: Note: Inseparable LC;Composited.

NIST-NVLAP No. 101165-0

AIHA-LAP, LLC No. 100188

NYS-DOH No. 11021

Methodology: Transmission Electron Microscopy (TEM) In Accordance With :
 ELAP 198.4 "Method For Identifying And Quantitating Asbestos In Non-Friable Organically Bound Bulk Samples", Revised 1/11/2005. EPA-600/R-93/116 Section 2.5 "Asbestos In Bulk Building Materials By TEM Gravimetry."

IATL assumes that all sampling methods and data upon which these results are based have been accurately supplied by the client.
The "Gravimetrically Reduced Subsample" is the portion of the submitted sample remaining following the ashing and acid treatment processes. TEM analysis occurs on this portion of the sample. Final results are calculated to represent the sample as submitted.
This confidential report relates only to those item(s) tested and does not represent an endorsement by NIST-NVLAP, AIHA or any agency of the U.S. government.
Results are verifiable for only those operations and analyses performed in the laboratory.

Analysis Performed By: R. Shumate

Approved By: 

Date: 4/24/2014

Frank E. Ehrenfeld, III
 Laboratory Director



9000 Commerce Parkway, Suite B
 Mount Laurel, NJ 08054
 Toll Free 877-428-4285
 Local: 856-231-9449
 Fax: 856-231-9818

CERTIFICATE OF ANALYSIS

Client:	USA Environmental Mgmt. Inc.	Report Date:	4/24/2014
	344 West State Street	Report No.:	332024
	Trenton NJ 08618	Project:	68 Weber Ave, Residence
		Project No.:	14-020617-01

TEM BULK SAMPLE ANALYSIS SUMMARY

IATL No.:	145292933A	Description / Location:	Black Tar Paper	Exterior-Behind Siding
Client No.:	26-BW042114			

Organic Fraction:	98.4 %	
Gravimetrically Reduced Subsample:	1.60 %	
Percent Asbestos Detected:	ND	None Detected
Percent Non-Asbestos Fibrous Material:	ND	None Detected
Percent Non-Fibrous Material:	1.60 %	Other

Comments:

NIST-NVLAP No. 101165-0

AIHA-LAP, LLC No. 100188

NYS-DOH No. 11021

Methodology: Transmission Electron Microscopy (TEM) In Accordance With :
 ELAP 198.4 "Method For Identifying And Quantitating Asbestos In Non-Friable Organically Bound Bulk Samples", Revised 1/11/2005. EPA-600/R-93/116 Section 2.5 "Asbestos In Bulk Building Materials By TEM Gravimetry."

*IATL assumes that all sampling methods and data upon which these results are based have been accurately supplied by the client.
 The "Gravimetrically Reduced Subsample" is the portion of the submitted sample remaining following the ashing and acid treatment processes. TEM analysis occurs on this portion of the sample. Final results are calculated to represent the sample as submitted.
 This confidential report relates only to those item(s) tested and does not represent an endorsement by NIST-NVLAP, AIHA or any agency of the U.S. government.
 Results are verifiable for only those operations and analyses performed in the laboratory.*

Analysis Performed By: R. Shumate

Date: 4/24/2014



9000 Commerce Parkway, Suite B
 Mount Laurel, NJ 08054
 Toll Free 877-428-4285
 Local: 856-231-9449
 Fax: 856-231-9818

CERTIFICATE OF ANALYSIS

Client:	USA Environmental Mgmt. Inc.	Report Date:	4/24/2014
	344 West State Street	Report No.:	332024
	Trenton NJ 08618	Project:	68 Weber Ave, Residence
		Project No.:	14-020617-01

TEM BULK SAMPLE ANALYSIS SUMMARY

IATL No.:	145292935A	Description / Location:	Black Shingle	Exterior Roof
Client No.:	28-BW042114			

Organic Fraction:	51.0 %	
Gravimetrically Reduced Subsample:	49.0 %	
Percent Asbestos Detected:	ND	None Detected
Percent Non-Asbestos Fibrous Material:	ND	None Detected
Percent Non-Fibrous Material:	49.0 %	Other

Comments: Note: Inseparable;Composited with 5292935B.

NIST-NVLAP No. 101165-0

AIHA-LAP, LLC No. 100188

NYS-DOH No. 11021

Methodology: Transmission Electron Microscopy (TEM) In Accordance With :
 ELAP 198.4 "Method For Identifying And Quantitating Asbestos In Non-Friable Organically Bound Bulk Samples", Revised 1/11/2005. EPA-600/R-93/116 Section 2.5 "Asbestos In Bulk Building Materials By TEM Gravimetry."

IATL assumes that all sampling methods and data upon which these results are based have been accurately supplied by the client.

The "Gravimetrically Reduced Subsample" is the portion of the submitted sample remaining following the ashing and acid treatment processes. TEM analysis occurs on this portion of the sample. Final results are calculated to represent the sample as submitted.

This confidential report relates only to those item(s) tested and does not represent an endorsement by NIST-NVLAP, AIHA or any agency of the U.S. government.

Results are verifiable for only those operations and analyses performed in the laboratory.

Analysis Performed By: R. Shumate

Date: 4/24/2014



9000 Commerce Parkway, Suite B
 Mount Laurel, NJ 08054
 Toll Free 877-428-4285
 Local: 856-231-9449
 Fax: 856-231-9818

CERTIFICATE OF ANALYSIS

Client:	USA Environmental Mgmt. Inc.	Report Date:	4/24/2014
	344 West State Street	Report No.:	332024
	Trenton NJ 08618	Project:	68 Weber Ave, Residence
		Project No.:	14-020617-01

TEM BULK SAMPLE ANALYSIS SUMMARY

IATL No.:	145292937A	Description / Location:	Black Tar Paper	Exterior Roof
Client No.:	30-BW042114			

Organic Fraction:	70.7 %	
Gravimetrically Reduced Subsample:	29.3 %	
Percent Asbestos Detected:	ND	None Detected
Percent Non-Asbestos Fibrous Material:	ND	None Detected
Percent Non-Fibrous Material:	29.3 %	Other

Comments:

NIST-NVLAP No. 101165-0

AIHA-LAP, LLC No. 100188

NYS-DOH No. 11021

Methodology: Transmission Electron Microscopy (TEM) In Accordance With :
 ELAP 198.4 "Method For Identifying And Quantitating Asbestos In Non-Friable Organically Bound Bulk Samples", Revised 1/11/2005. EPA-600/R-93/116 Section 2.5 "Asbestos In Bulk Building Materials By TEM Gravimetry."

IATL assumes that all sampling methods and data upon which these results are based have been accurately supplied by the client.
The "Gravimetrically Reduced Subsample" is the portion of the submitted sample remaining following the ashing and acid treatment processes. TEM analysis occurs on this portion of the sample. Final results are calculated to represent the sample as submitted.
This confidential report relates only to those item(s) tested and does not represent an endorsement by NIST-NVLAP, AIHA or any agency of the U.S. government.
Results are verifiable for only those operations and analyses performed in the laboratory.

Analysis Performed By: R. Shumate

Date: 4/24/2014

70 Weber Avenue



9000 Commerce Parkway, Ste B
 Mount Laurel, NJ 08054
 Toll Free 877-428-4285
 Local: 856-231-9449
 Fax: 856-231-9818

CERTIFICATE OF ANALYSIS

Client: USA Environmental Mgmt. Inc.
 344 West State Street
 Trenton NJ 08618

Report Date: 4/22/2014
Report No: 331992
Project: 70 Weber Avenue, Residence
Project No.: 14-020617-01

BULK SAMPLE ANALYSIS SUMMARY

Lab No.: 5293525	Description / Location: Tan/White Sheetrock			
Client No.: 01 NP042214	1st Floor, Living Room			
<u>% Asbestos</u>	<u>Type</u>	<u>% Non-Asbestos Fibrous Material</u>	<u>Type</u>	<u>% Non-Fibrous Material</u>
None Detected	None Detected	5	Cellulose	95

Lab No.: 5293525	Description / Location: Lt.Tan Joint Compound	Layer No.: 2		
Client No.: 01 NP042214	1st Floor, Living Room			
<u>% Asbestos</u>	<u>Type</u>	<u>% Non-Asbestos Fibrous Material</u>	<u>Type</u>	<u>% Non-Fibrous Material</u>
PC 1.5	Chrysotile	None Detected	None Detected	PC 98.5

Lab No.: 5293526	Description / Location: Tan/White Sheetrock			
Client No.: 02 NP042214	1st Floor, 2nd Bedroom On Right			
<u>% Asbestos</u>	<u>Type</u>	<u>% Non-Asbestos Fibrous Material</u>	<u>Type</u>	<u>% Non-Fibrous Material</u>
None Detected	None Detected	5	Cellulose	95

Lab No.: 5293526	Description / Location: Lt.Tan Joint Compound	Layer No.: 2		
Client No.: 02 NP042214	1st Floor, 2nd Bedroom On Right			
<u>% Asbestos</u>	<u>Type</u>	<u>% Non-Asbestos Fibrous Material</u>	<u>Type</u>	<u>% Non-Fibrous Material</u>
PC 1.3	Chrysotile	None Detected	None Detected	PC 98.7

Accreditation **NIST-NVLAP No. 101165-0** **NY-DOH No. 11021** **AIHA-LAP, LLC No. 100188**

*This confidential report relates only to those item(s) tested and does not represent an endorsement by NIST-NVLAP, AIHA or any agency of the U.S. government
 This report shall not be reproduced except in full, without written approval of the laboratory.*

Analytical Method: US EPA 600/R-93/116 by Polarized Light Microscopy, (ELAP 198.1 where applicable)

Comments: Quantification at <0.25% by volume is possible with this method. (PC) Indicates Stratified Point Count Method performed. (PC-Trace) means that asbestos was detected but is not quantifiable under the Point Counting regimen. Analysis includes all distinct separable layers in accordance with EPA 600 Method. If not reported or otherwise noted, layer is either not present or the client has specifically requested that it not be analyzed (ex. analyze until positive instructions). Small asbestos fibers may be missed by PLM due to resolution limitations of the optical microscope. Therefore, PLM is not consistently reliable in detecting asbestos in non-friable organically bound (NOB) materials. Quantitative transmission electron microscopy (TEM) is currently the only method that can pronounce materials as non-asbestos containing.

Analysis Performed By: M. Mirza

Approved By: 

Date: 4/22/2014

Frank E. Ehrenfeld, III
 Laboratory Director



9000 Commerce Parkway, Ste B
 Mount Laurel, NJ 08054
 Toll Free 877-428-4285
 Local: 856-231-9449
 Fax: 856-231-9818

CERTIFICATE OF ANALYSIS

Client: USA Environmental Mgmt. Inc.
 344 West State Street
 Trenton NJ 08618

Report Date: 4/22/2014
Report No: 331992
Project: 70 Weber Avenue, Residence
Project No.: 14-020617-01

BULK SAMPLE ANALYSIS SUMMARY

Lab No.: 5293527	Description / Location: White Texture	
Client No.: 03 NP042214	Ceiling; 1st Floor, Living Room	
<u>% Asbestos</u>	<u>Type</u>	<u>% Non-Asbestos Fibrous Material</u>
None Detected	None Detected	None Detected
		<u>Type</u>
		None Detected
		<u>% Non-Fibrous Material</u>
		100

Lab No.: 5293528	Description / Location: White Texture	
Client No.: 04 NP042214	Ceiling; 1st Floor, Living Room	
<u>% Asbestos</u>	<u>Type</u>	<u>% Non-Asbestos Fibrous Material</u>
None Detected	None Detected	None Detected
		<u>Type</u>
		None Detected
		<u>% Non-Fibrous Material</u>
		100

Lab No.: 5293529	Description / Location: White Texture	
Client No.: 05 NP042214	Ceiling; 1st Floor, Hallway	
<u>% Asbestos</u>	<u>Type</u>	<u>% Non-Asbestos Fibrous Material</u>
None Detected	None Detected	None Detected
		<u>Type</u>
		None Detected
		<u>% Non-Fibrous Material</u>
		100

Lab No.: 5293530	Description / Location: Black Tar	
Client No.: 06 NP042214	Exterior-Below Grade On CMU	
<u>% Asbestos</u>	<u>Type</u>	<u>% Non-Asbestos Fibrous Material</u>
None Detected	None Detected	None Detected
		<u>Type</u>
		None Detected
		<u>% Non-Fibrous Material</u>
		100

Accreditation **NIST-NVLAP No. 101165-0** **NY-DOH No. 11021** **AIHA-LAP, LLC No. 100188**

*This confidential report relates only to those item(s) tested and does not represent an endorsement by NIST-NVLAP, AIHA or any agency of the U.S. government
 This report shall not be reproduced except in full, without written approval of the laboratory.*

Analytical Method: US EPA 600/R-93/116 by Polarized Light Microscopy, (ELAP 198.1 where applicable)

Comments: Quantification at <0.25% by volume is possible with this method. (PC) Indicates Stratified Point Count Method performed. (PC-Trace) means that asbestos was detected but is not quantifiable under the Point Counting regimen. Analysis includes all distinct separable layers in accordance with EPA 600 Method. If not reported or otherwise noted, layer is either not present or the client has specifically requested that it not be analyzed (ex. analyze until positive instructions). Small asbestos fibers may be missed by PLM due to resolution limitations of the optical microscope. Therefore, PLM is not consistently reliable in detecting asbestos in non-friable organically bound (NOB) materials. Quantitative transmission electron microscopy (TEM) is currently the only method that can pronounce materials as non-asbestos containing.

Analysis Performed By: M. Mirza

Date: 4/22/2014



9000 Commerce Parkway, Ste B
 Mount Laurel, NJ 08054
 Toll Free 877-428-4285
 Local: 856-231-9449
 Fax: 856-231-9818

CERTIFICATE OF ANALYSIS

Client: USA Environmental Mgmt. Inc.
 344 West State Street
 Trenton NJ 08618

Report Date: 4/22/2014
Report No: 331992
Project: 70 Weber Avenue, Residence
Project No.: 14-020617-01

BULK SAMPLE ANALYSIS SUMMARY

Lab No.: 5293531	Description / Location: Black Tar			
Client No.: 07 NP042214	Exterior-Below Grade On CMU			
<u>% Asbestos</u>	<u>Type</u>	<u>% Non-Asbestos Fibrous Material</u>	<u>Type</u>	<u>% Non-Fibrous Material</u>
None Detected	None Detected	None Detected	None Detected	100

Lab No.: 5293532	Description / Location: Grey/Black Shingle			
Client No.: 08 NP042214	Exterior-Roof			
<u>% Asbestos</u>	<u>Type</u>	<u>% Non-Asbestos Fibrous Material</u>	<u>Type</u>	<u>% Non-Fibrous Material</u>
None Detected	None Detected	5	Fibrous Glass	95

Lab No.: 5293533	Description / Location: Grey/Black Shingle			
Client No.: 09 NP042214	Exterior-Roof			
<u>% Asbestos</u>	<u>Type</u>	<u>% Non-Asbestos Fibrous Material</u>	<u>Type</u>	<u>% Non-Fibrous Material</u>
None Detected	None Detected	5	Fibrous Glass	95

Lab No.: 5293534	Description / Location: Black Tar Paper			
Client No.: 10 NP042214	Exterior-Roof			
<u>% Asbestos</u>	<u>Type</u>	<u>% Non-Asbestos Fibrous Material</u>	<u>Type</u>	<u>% Non-Fibrous Material</u>
None Detected	None Detected	80	Cellulose	20

Accreditation **NIST-NVLAP No. 101165-0** **NY-DOH No. 11021** **AIHA-LAP, LLC No. 100188**

*This confidential report relates only to those item(s) tested and does not represent an endorsement by NIST-NVLAP, AIHA or any agency of the U.S. government
 This report shall not be reproduced except in full, without written approval of the laboratory.*

Analytical Method: US EPA 600/R-93/116 by Polarized Light Microscopy, (ELAP 198.1 where applicable)

Comments: Quantification at <0.25% by volume is possible with this method. (PC) Indicates Stratified Point Count Method performed. (PC-Trace) means that asbestos was detected but is not quantifiable under the Point Counting regimen. Analysis includes all distinct separable layers in accordance with EPA 600 Method. If not reported or otherwise noted, layer is either not present or the client has specifically requested that it not be analyzed (ex. analyze until positive instructions). Small asbestos fibers may be missed by PLM due to resolution limitations of the optical microscope. Therefore, PLM is not consistently reliable in detecting asbestos in non-friable organically bound (NOB) materials. Quantitative transmission electron microscopy (TEM) is currently the only method that can pronounce materials as non-asbestos containing.

Analysis Performed By: M. Mirza

Date: 4/22/2014



9000 Commerce Parkway, Ste B
 Mount Laurel, NJ 08054
 Toll Free 877-428-4285
 Local: 856-231-9449
 Fax: 856-231-9818

CERTIFICATE OF ANALYSIS

Client: USA Environmental Mgmt. Inc.
 344 West State Street
 Trenton NJ 08618

Report Date: 4/22/2014
Report No: 331992
Project: 70 Weber Avenue, Residence
Project No.: 14-020617-01

BULK SAMPLE ANALYSIS SUMMARY

Lab No.: 5293535	Description / Location: Black Tar Paper			
Client No.: 11 NP042214	Exterior-Roof			
<u>% Asbestos</u>	<u>Type</u>	<u>% Non-Asbestos Fibrous Material</u>	<u>Type</u>	<u>% Non-Fibrous Material</u>
None Detected	None Detected	80	Cellulose	20

Lab No.: 5293536	Description / Location: Black Caulk/Tar			
Client No.: 12 NP042214	Exterior-Roof @ Chimney; Top Layer			
<u>% Asbestos</u>	<u>Type</u>	<u>% Non-Asbestos Fibrous Material</u>	<u>Type</u>	<u>% Non-Fibrous Material</u>
PC Trace	Chrysotile	None Detected	None Detected	100

Lab No.: 5293537	Description / Location: Black Caulk/Tar			
Client No.: 13 NP042214	Exterior-Roof @ Chimney; Top Layer			
<u>% Asbestos</u>	<u>Type</u>	<u>% Non-Asbestos Fibrous Material</u>	<u>Type</u>	<u>% Non-Fibrous Material</u>
PC 0.3	Chrysotile	None Detected	None Detected	PC 99.7

Lab No.: 5293538	Description / Location: Black Tar			
Client No.: 14 NP042214	Exterior-Roof @ Chimney; Bottom Layer			
<u>% Asbestos</u>	<u>Type</u>	<u>% Non-Asbestos Fibrous Material</u>	<u>Type</u>	<u>% Non-Fibrous Material</u>
PC 3.2	Chrysotile	None Detected	None Detected	PC 96.8

Accreditation **NIST-NVLAP No. 101165-0** **NY-DOH No. 11021** **AIHA-LAP, LLC No. 100188**

*This confidential report relates only to those item(s) tested and does not represent an endorsement by NIST-NVLAP, AIHA or any agency of the U.S. government
 This report shall not be reproduced except in full, without written approval of the laboratory.*

Analytical Method: US EPA 600/R-93/116 by Polarized Light Microscopy, (ELAP 198.1 where applicable)

Comments: Quantification at <0.25% by volume is possible with this method. (PC) Indicates Stratified Point Count Method performed. (PC-Trace) means that asbestos was detected but is not quantifiable under the Point Counting regimen. Analysis includes all distinct separable layers in accordance with EPA 600 Method. If not reported or otherwise noted, layer is either not present or the client has specifically requested that it not be analyzed (ex. analyze until positive instructions). Small asbestos fibers may be missed by PLM due to resolution limitations of the optical microscope. Therefore, PLM is not consistently reliable in detecting asbestos in non-friable organically bound (NOB) materials. Quantitative transmission electron microscopy (TEM) is currently the only method that can pronounce materials as non-asbestos containing.

Analysis Performed By: M. Mirza

Date: 4/22/2014



9000 Commerce Parkway, Ste B
 Mount Laurel, NJ 08054
 Toll Free 877-428-4285
 Local: 856-231-9449
 Fax: 856-231-9818

CERTIFICATE OF ANALYSIS

Client: USA Environmental Mgmt. Inc.
 344 West State Street
 Trenton NJ 08618

Report Date: 4/22/2014
Report No: 331992
Project: 70 Weber Avenue, Residence
Project No.: 14-020617-01

BULK SAMPLE ANALYSIS SUMMARY

Lab No.: 5293539	Description / Location: Sample Not Analyzed			
Client No.: 15 NP042214				
<u>% Asbestos</u>	<u>Type</u>	<u>% Non-Asbestos Fibrous Material</u>	<u>Type</u>	<u>% Non-Fibrous Material</u>
	Sample Not Analyzed		Sample Not Analyzed	

Accreditation **NIST-NVLAP No. 101165-0** **NY-DOH No. 11021** **AIHA-LAP, LLC No. 100188**

*This confidential report relates only to those item(s) tested and does not represent an endorsement by NIST-NVLAP, AIHA or any agency of the U.S. government
 This report shall not be reproduced except in full, without written approval of the laboratory.*

Analytical Method: US EPA 600/R-93/116 by Polarized Light Microscopy, (ELAP 198.1 where applicable)

Comments: Quantification at <0.25% by volume is possible with this method. (PC) Indicates Stratified Point Count Method performed. (PC-Trace) means that asbestos was detected but is not quantifiable under the Point Counting regimen. Analysis includes all distinct separable layers in accordance with EPA 600 Method. If not reported or otherwise noted, layer is either not present or the client has specifically requested that it not be analyzed (ex. analyze until positive instructions). Small asbestos fibers may be missed by PLM due to resolution limitations of the optical microscope. Therefore, PLM is not consistently reliable in detecting asbestos in non-friable organically bound (NOB) materials. Quantitative transmission electron microscopy (TEM) is currently the only method that can pronounce materials as non-asbestos containing.

Analysis Performed By: M. Mirza

Date: 4/22/2014



9000 Commerce Parkway, Suite B
 Mount Laurel, NJ 08054
 Toll Free 877-428-4285
 Local: 856-231-9449
 Fax: 856-231-9818

CERTIFICATE OF ANALYSIS

Client:	USA Environmental Mgmt. Inc.	Report Date:	4/25/2014
	344 West State Street	Report No.:	332043
	Trenton NJ 08618	Project:	70 Weber Avenue, Residence
		Project No.:	14-020617-01

TEM BULK SAMPLE ANALYSIS SUMMARY

IATL No.:	145293531A	Description / Location:	Black Tar	Ext.-Below Grade
Client No.:	07-NP042214		On CMU	

Organic Fraction:	52.9 %	
Gravimetrically Reduced Subsample:	47.1 %	
Percent Asbestos Detected:	ND	None Detected
Percent Non-Asbestos Fibrous Material:	ND	None Detected
Percent Non-Fibrous Material:	47.1 %	Other

Comments:

NIST-NVLAP No. 101165-0

AIHA-LAP, LLC No. 100188

NYS-DOH No. 11021

Methodology: Transmission Electron Microscopy (TEM) In Accordance With :
 ELAP 198.4 "Method For Identifying And Quantitating Asbestos In Non-Friable Organically Bound Bulk Samples", Revised 1/11/2005. EPA-600/R-93/116 Section 2.5 "Asbestos In Bulk Building Materials By TEM Gravimetry."

IATL assumes that all sampling methods and data upon which these results are based have been accurately supplied by the client.
The "Gravimetrically Reduced Subsample" is the portion of the submitted sample remaining following the ashing and acid treatment processes. TEM analysis occurs on this portion of the sample. Final results are calculated to represent the sample as submitted.
This confidential report relates only to those item(s) tested and does not represent an endorsement by NIST-NVLAP, AIHA or any agency of the U.S. government.
Results are verifiable for only those operations and analyses performed in the laboratory.

Analysis Performed By: R. Shumate

Approved By: 

Date: 4/25/2014

Frank E. Ehrenfeld, III
 Laboratory Director



9000 Commerce Parkway, Suite B
 Mount Laurel, NJ 08054
 Toll Free 877-428-4285
 Local: 856-231-9449
 Fax: 856-231-9818

CERTIFICATE OF ANALYSIS

Client:	USA Environmental Mgmt. Inc.	Report Date:	4/25/2014
	344 West State Street	Report No.:	332043
	Trenton NJ 08618	Project:	70 Weber Avenue, Residence
		Project No.:	14-020617-01

TEM BULK SAMPLE ANALYSIS SUMMARY

IATL No.:	145293533A	Description / Location:	Grey/Black Shingle	Ext.-Roof
------------------	------------	--------------------------------	--------------------	-----------

Client No.: 09-NP042214

Organic Fraction:	56.8 %	
Gravimetrically Reduced Subsample:	43.2 %	
Percent Asbestos Detected:	Trace	Chrysotile, Detected at < 0.25%
Percent Non-Asbestos Fibrous Material:	ND	None Detected
Percent Non-Fibrous Material:	43.2 %	Other

Comments:

NIST-NVLAP No. 101165-0

AIHA-LAP, LLC No. 100188

NYS-DOH No. 11021

Methodology: Transmission Electron Microscopy (TEM) In Accordance With :
 ELAP 198.4 "Method For Identifying And Quantitating Asbestos In Non-Friable Organically Bound Bulk Samples", Revised 1/11/2005. EPA-600/R-93/116 Section 2.5 "Asbestos In Bulk Building Materials By TEM Gravimetry."

IATL assumes that all sampling methods and data upon which these results are based have been accurately supplied by the client.
The "Gravimetrically Reduced Subsample" is the portion of the submitted sample remaining following the ashing and acid treatment processes. TEM analysis occurs on this portion of the sample. Final results are calculated to represent the sample as submitted.
This confidential report relates only to those item(s) tested and does not represent an endorsement by NIST-NVLAP, AIHA or any agency of the U.S. government.
Results are verifiable for only those operations and analyses performed in the laboratory.

Analysis Performed By: R. Shumate

Date: 4/25/2014



9000 Commerce Parkway, Suite B
 Mount Laurel, NJ 08054
 Toll Free 877-428-4285
 Local: 856-231-9449
 Fax: 856-231-9818

CERTIFICATE OF ANALYSIS

Client:	USA Environmental Mgmt. Inc.	Report Date:	4/25/2014
	344 West State Street	Report No.:	332043
	Trenton NJ 08618	Project:	70 Weber Avenue, Residence
		Project No.:	14-020617-01

TEM BULK SAMPLE ANALYSIS SUMMARY

IATL No.:	145293535A	Description / Location:	Black Tar Paper	Ext.-Roof
Client No.:	11-NP042214		Under ID No.04	

Organic Fraction:	98.9 %	
Gravimetrically Reduced Subsample:	1.10 %	
Percent Asbestos Detected:	ND	None Detected
Percent Non-Asbestos Fibrous Material:	ND	None Detected
Percent Non-Fibrous Material:	1.10 %	Other

Comments:

NIST-NVLAP No. 101165-0

AIHA-LAP, LLC No. 100188

NYS-DOH No. 11021

Methodology: Transmission Electron Microscopy (TEM) In Accordance With :
 ELAP 198.4 "Method For Identifying And Quantitating Asbestos In Non-Friable Organically Bound Bulk Samples", Revised 1/11/2005. EPA-600/R-93/116 Section 2.5 "Asbestos In Bulk Building Materials By TEM Gravimetry."

IATL assumes that all sampling methods and data upon which these results are based have been accurately supplied by the client.
The "Gravimetrically Reduced Subsample" is the portion of the submitted sample remaining following the ashing and acid treatment processes. TEM analysis occurs on this portion of the sample. Final results are calculated to represent the sample as submitted.
This confidential report relates only to those item(s) tested and does not represent an endorsement by NIST-NVLAP, AIHA or any agency of the U.S. government.
Results are verifiable for only those operations and analyses performed in the laboratory.

Analysis Performed By: R. Shumate

Date: 4/25/2014



9000 Commerce Parkway, Suite B
 Mount Laurel, NJ 08054
 Toll Free 877-428-4285
 Local: 856-231-9449
 Fax: 856-231-9818

CERTIFICATE OF ANALYSIS

Client:	USA Environmental Mgmt. Inc.	Report Date:	4/25/2014
	344 West State Street	Report No.:	332043
	Trenton NJ 08618	Project:	70 Weber Avenue, Residence
		Project No.:	14-020617-01

TEM BULK SAMPLE ANALYSIS SUMMARY

IATL No.:	145293537A	Description / Location:	Black Caulk/Tar	Ext.-Roof@Chimney
Client No.:	13-NP042214		Top Layer	

Organic Fraction:	75.2 %	
Gravimetrically Reduced Subsample:	24.8 %	
Percent Asbestos Detected:	0.500 %	Chrysotile
Percent Non-Asbestos Fibrous Material:	ND	None Detected
Percent Non-Fibrous Material:	24.3 %	Other

Comments:

NIST-NVLAP No. 101165-0

AIHA-LAP, LLC No. 100188

NYS-DOH No. 11021

Methodology: Transmission Electron Microscopy (TEM) In Accordance With :
 ELAP 198.4 "Method For Identifying And Quantitating Asbestos In Non-Friable Organically Bound Bulk Samples", Revised 1/11/2005. EPA-600/R-93/116 Section 2.5 "Asbestos In Bulk Building Materials By TEM Gravimetry."

*IATL assumes that all sampling methods and data upon which these results are based have been accurately supplied by the client.
 The "Gravimetrically Reduced Subsample" is the portion of the submitted sample remaining following the ashing and acid treatment processes. TEM analysis occurs on this portion of the sample. Final results are calculated to represent the sample as submitted.
 This confidential report relates only to those item(s) tested and does not represent an endorsement by NIST-NVLAP, AIHA or any agency of the U.S. government.
 Results are verifiable for only those operations and analyses performed in the laboratory.*

Analysis Performed By: R. Shumate

Date: 4/25/2014

101 Weber Avenue



9000 Commerce Parkway, Ste B
 Mount Laurel, NJ 08054
 Toll Free 877-428-4285
 Local: 856-231-9449
 Fax: 856-231-9818

CERTIFICATE OF ANALYSIS

Client: USA Environmental Mgmt. Inc.
 344 West State Street
 Trenton NJ 08618

Report Date: 4/23/2014
Report No: 331993
Project: 101 Weber Avenue, Residence
Project No.: 14-020617-01

BULK SAMPLE ANALYSIS SUMMARY

Lab No.: 5293540	Description / Location: Off-White Sheetrock			
Client No.: 16 NP042214	1st Floor, Kitchen			
<u>% Asbestos</u>	<u>Type</u>	<u>% Non-Asbestos Fibrous Material</u>	<u>Type</u>	<u>% Non-Fibrous Material</u>
None Detected	None Detected	20	Cellulose	80

Lab No.: 5293540	Description / Location: Tan Joint Compound	Layer No.: 2		
Client No.: 16 NP042214	1st Floor, Kitchen			
<u>% Asbestos</u>	<u>Type</u>	<u>% Non-Asbestos Fibrous Material</u>	<u>Type</u>	<u>% Non-Fibrous Material</u>
PC 1.6	Chrysotile	None Detected	None Detected	PC 98.4

Lab No.: 5293541	Description / Location: Off-White Sheetrock			
Client No.: 17 NP042214	1st Floor, Master Bedroom			
<u>% Asbestos</u>	<u>Type</u>	<u>% Non-Asbestos Fibrous Material</u>	<u>Type</u>	<u>% Non-Fibrous Material</u>
None Detected	None Detected	20	Cellulose	80

Lab No.: 5293542	Description / Location: Black Mastic; A/W 9" Floor Tile			
Client No.: 18 NP042214	1st Floor, Kitchen			
<u>% Asbestos</u>	<u>Type</u>	<u>% Non-Asbestos Fibrous Material</u>	<u>Type</u>	<u>% Non-Fibrous Material</u>
PC 4.0	Chrysotile	None Detected	None Detected	96

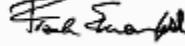
Accreditation **NIST-NVLAP No. 101165-0** **NY-DOH No. 11021** **AIHA-LAP, LLC No. 100188**

*This confidential report relates only to those item(s) tested and does not represent an endorsement by NIST-NVLAP, AIHA or any agency of the U.S. government
 This report shall not be reproduced except in full, without written approval of the laboratory.*

Analytical Method: US EPA 600/R-93/116 by Polarized Light Microscopy, (ELAP 198.1 where applicable)

Comments: Quantification at <0.25% by volume is possible with this method. (PC) Indicates Stratified Point Count Method performed. (PC-Trace) means that asbestos was detected but is not quantifiable under the Point Counting regimen. Analysis includes all distinct separable layers in accordance with EPA 600 Method. If not reported or otherwise noted, layer is either not present or the client has specifically requested that it not be analyzed (ex. analyze until positive instructions). Small asbestos fibers may be missed by PLM due to resolution limitations of the optical microscope. Therefore, PLM is not consistently reliable in detecting asbestos in non-friable organically bound (NOB) materials. Quantitative transmission electron microscopy (TEM) is currently the only method that can pronounce materials as non-asbestos containing.

Analysis Performed By: S. Clay

Approved By: 

Date: 4/23/2014

Frank E. Ehrenfeld, III
 Laboratory Director



9000 Commerce Parkway, Ste B
 Mount Laurel, NJ 08054
 Toll Free 877-428-4285
 Local: 856-231-9449
 Fax: 856-231-9818

CERTIFICATE OF ANALYSIS

Client: USA Environmental Mgmt. Inc.
 344 West State Street
 Trenton NJ 08618

Report Date: 4/23/2014
Report No: 331993
Project: 101 Weber Avenue, Residence
Project No.: 14-020617-01

BULK SAMPLE ANALYSIS SUMMARY

Lab No.: 5293543 **Description / Location:** Sample Not Analyzed
Client No.: 19 NP042214

<u>% Asbestos</u>	<u>Type</u>	<u>% Non-Asbestos Fibrous Material</u>	<u>Type</u>	<u>% Non-Fibrous Material</u>
	Sample Not Analyzed		Sample Not Analyzed	

Lab No.: 5293544 **Description / Location:** Tan Mastic
Client No.: 20 NP042214 1st Floor, Kitchen-Wall

<u>% Asbestos</u>	<u>Type</u>	<u>% Non-Asbestos Fibrous Material</u>	<u>Type</u>	<u>% Non-Fibrous Material</u>
PC 1.6	Chrysotile	None Detected	None Detected	PC 98.4

Lab No.: 5293545 **Description / Location:** Sample Not Analyzed
Client No.: 21 NP042214

<u>% Asbestos</u>	<u>Type</u>	<u>% Non-Asbestos Fibrous Material</u>	<u>Type</u>	<u>% Non-Fibrous Material</u>
	Sample Not Analyzed		Sample Not Analyzed	

Lab No.: 5293546 **Description / Location:** Black Mastic
Client No.: 22 NP042214 1st Floor, Front Porch

<u>% Asbestos</u>	<u>Type</u>	<u>% Non-Asbestos Fibrous Material</u>	<u>Type</u>	<u>% Non-Fibrous Material</u>
PC 5.0	Chrysotile	2	Cellulose	93

Accreditation **NIST-NVLAP No. 101165-0** **NY-DOH No. 11021** **AIHA-LAP, LLC No. 100188**

*This confidential report relates only to those item(s) tested and does not represent an endorsement by NIST-NVLAP, AIHA or any agency of the U.S. government
 This report shall not be reproduced except in full, without written approval of the laboratory.*

Analytical Method: US EPA 600/R-93/116 by Polarized Light Microscopy, (ELAP 198.1 where applicable)

Comments: Quantification at <0.25% by volume is possible with this method. (PC) Indicates Stratified Point Count Method performed. (PC-Trace) means that asbestos was detected but is not quantifiable under the Point Counting regimen. Analysis includes all distinct separable layers in accordance with EPA 600 Method. If not reported or otherwise noted, layer is either not present or the client has specifically requested that it not be analyzed (ex. analyze until positive instructions). Small asbestos fibers may be missed by PLM due to resolution limitations of the optical microscope. Therefore, PLM is not consistently reliable in detecting asbestos in non-friable organically bound (NOB) materials. Quantitative transmission electron microscopy (TEM) is currently the only method that can pronounce materials as non-asbestos containing.

Analysis Performed By: S. Clay

Date: 4/23/2014



9000 Commerce Parkway, Ste B
 Mount Laurel, NJ 08054
 Toll Free 877-428-4285
 Local: 856-231-9449
 Fax: 856-231-9818

CERTIFICATE OF ANALYSIS

Client: USA Environmental Mgmt. Inc.
 344 West State Street
 Trenton NJ 08618

Report Date: 4/23/2014
Report No: 331993
Project: 101 Weber Avenue, Residence
Project No.: 14-020617-01

BULK SAMPLE ANALYSIS SUMMARY

Lab No.: 5293547 **Description / Location:** Sample Not Analyzed
Client No.: 23 NP042214

<u>% Asbestos</u>	<u>Type</u>	<u>% Non-Asbestos Fibrous Material</u>	<u>Type</u>	<u>% Non-Fibrous Material</u>
	Sample Not Analyzed		Sample Not Analyzed	

Lab No.: 5293548 **Description / Location:** Black Mastic; A/W 9" Floor Tile
Client No.: 24 NP042214 1st Floor, Bathroom Of Master Bedroom

<u>% Asbestos</u>	<u>Type</u>	<u>% Non-Asbestos Fibrous Material</u>	<u>Type</u>	<u>% Non-Fibrous Material</u>
PC 3.3	Chrysotile	None Detected	None Detected	PC 96.7

Lab No.: 5293549 **Description / Location:** Sample Not Analyzed
Client No.: 25 NP042214

<u>% Asbestos</u>	<u>Type</u>	<u>% Non-Asbestos Fibrous Material</u>	<u>Type</u>	<u>% Non-Fibrous Material</u>
	Sample Not Analyzed		Sample Not Analyzed	

Lab No.: 5293550 **Description / Location:** Grey Cementitious
Client No.: 26 NP042214 Basement @ Flue/Chimney

<u>% Asbestos</u>	<u>Type</u>	<u>% Non-Asbestos Fibrous Material</u>	<u>Type</u>	<u>% Non-Fibrous Material</u>
None Detected	None Detected	None Detected	None Detected	100

Accreditation **NIST-NVLAP No. 101165-0** **NY-DOH No. 11021** **AIHA-LAP, LLC No. 100188**

*This confidential report relates only to those item(s) tested and does not represent an endorsement by NIST-NVLAP, AIHA or any agency of the U.S. government
 This report shall not be reproduced except in full, without written approval of the laboratory.*

Analytical Method: US EPA 600/R-93/116 by Polarized Light Microscopy, (ELAP 198.1 where applicable)

Comments: Quantification at <0.25% by volume is possible with this method. (PC) Indicates Stratified Point Count Method performed. (PC-Trace) means that asbestos was detected but is not quantifiable under the Point Counting regimen. Analysis includes all distinct separable layers in accordance with EPA 600 Method. If not reported or otherwise noted, layer is either not present or the client has specifically requested that it not be analyzed (ex. analyze until positive instructions). Small asbestos fibers may be missed by PLM due to resolution limitations of the optical microscope. Therefore, PLM is not consistently reliable in detecting asbestos in non-friable organically bound (NOB) materials. Quantitative transmission electron microscopy (TEM) is currently the only method that can pronounce materials as non-asbestos containing.

Analysis Performed By: S. Clay

Date: 4/23/2014



9000 Commerce Parkway, Ste B
 Mount Laurel, NJ 08054
 Toll Free 877-428-4285
 Local: 856-231-9449
 Fax: 856-231-9818

CERTIFICATE OF ANALYSIS

Client: USA Environmental Mgmt. Inc.
 344 West State Street
 Trenton NJ 08618

Report Date: 4/23/2014
Report No: 331993
Project: 101 Weber Avenue, Residence
Project No.: 14-020617-01

BULK SAMPLE ANALYSIS SUMMARY

Lab No.: 5293551	Description / Location: Grey Cementitious			
Client No.: 27 NP042214	Basement @ Flue/Chimney			
<u>% Asbestos</u>	<u>Type</u>	<u>% Non-Asbestos Fibrous Material</u>	<u>Type</u>	<u>% Non-Fibrous Material</u>
None Detected	None Detected	None Detected	None Detected	100

Lab No.: 5293552	Description / Location: Off-White Glazing/Caulk			
Client No.: 28 NP042214	@WoodWindows;1stFloor,KitchenExterior			
<u>% Asbestos</u>	<u>Type</u>	<u>% Non-Asbestos Fibrous Material</u>	<u>Type</u>	<u>% Non-Fibrous Material</u>
None Detected	None Detected	None Detected	None Detected	100

Lab No.: 5293553	Description / Location: Off-White Caulk			
Client No.: 29 NP042214	@WoodWindows;1stFloor,MasterBedroomExt			
<u>% Asbestos</u>	<u>Type</u>	<u>% Non-Asbestos Fibrous Material</u>	<u>Type</u>	<u>% Non-Fibrous Material</u>
None Detected	None Detected	None Detected	None Detected	100

Lab No.: 5293554	Description / Location: Off-White Caulk; @FaceOfStormWindow			
Client No.: 30 NP042214	&Casing; 1stFloor,DiningRoomExterior			
<u>% Asbestos</u>	<u>Type</u>	<u>% Non-Asbestos Fibrous Material</u>	<u>Type</u>	<u>% Non-Fibrous Material</u>
None Detected	None Detected	None Detected	None Detected	100

Accreditation **NIST-NVLAP No. 101165-0** **NY-DOH No. 11021** **AIHA-LAP, LLC No. 100188**

*This confidential report relates only to those item(s) tested and does not represent an endorsement by NIST-NVLAP, AIHA or any agency of the U.S. government
 This report shall not be reproduced except in full, without written approval of the laboratory.*

Analytical Method: US EPA 600/R-93/116 by Polarized Light Microscopy, (ELAP 198.1 where applicable)

Comments: Quantification at <0.25% by volume is possible with this method. (PC) Indicates Stratified Point Count Method performed. (PC-Trace) means that asbestos was detected but is not quantifiable under the Point Counting regimen. Analysis includes all distinct separable layers in accordance with EPA 600 Method. If not reported or otherwise noted, layer is either not present or the client has specifically requested that it not be analyzed (ex. analyze until positive instructions). Small asbestos fibers may be missed by PLM due to resolution limitations of the optical microscope. Therefore, PLM is not consistently reliable in detecting asbestos in non-friable organically bound (NOB) materials. Quantitative transmission electron microscopy (TEM) is currently the only method that can pronounce materials as non-asbestos containing.

Analysis Performed By: S. Clay

Date: 4/23/2014



9000 Commerce Parkway, Ste B
 Mount Laurel, NJ 08054
 Toll Free 877-428-4285
 Local: 856-231-9449
 Fax: 856-231-9818

CERTIFICATE OF ANALYSIS

Client: USA Environmental Mgmt. Inc.
 344 West State Street
 Trenton NJ 08618

Report Date: 4/23/2014
Report No: 331993
Project: 101 Weber Avenue, Residence
Project No.: 14-020617-01

BULK SAMPLE ANALYSIS SUMMARY

Lab No.: 5293555 **Description / Location:** Off-White Caulk; @FaceOfStormWindow
Client No.: 31 NP042214 & Casing; 1st Floor, Porch

<u>% Asbestos</u>	<u>Type</u>	<u>% Non-Asbestos Fibrous Material</u>	<u>Type</u>	<u>% Non-Fibrous Material</u>
None Detected	None Detected	None Detected	None Detected	100

Lab No.: 5293556 **Description / Location:** Off-White Glazing
Client No.: 32 NP042214 A/W Window; Basement-Exterior

<u>% Asbestos</u>	<u>Type</u>	<u>% Non-Asbestos Fibrous Material</u>	<u>Type</u>	<u>% Non-Fibrous Material</u>
None Detected	None Detected	None Detected	None Detected	100

Lab No.: 5293557 **Description / Location:** Off-White Glazing
Client No.: 33 NP042214 A/W Window; Basement-Exterior

<u>% Asbestos</u>	<u>Type</u>	<u>% Non-Asbestos Fibrous Material</u>	<u>Type</u>	<u>% Non-Fibrous Material</u>
None Detected	None Detected	None Detected	None Detected	100

Lab No.: 5293557 **Description / Location:** Off-White Caulk **Layer No.:** 2
Client No.: 33 NP042214 A/W Window; Basement-Exterior

<u>% Asbestos</u>	<u>Type</u>	<u>% Non-Asbestos Fibrous Material</u>	<u>Type</u>	<u>% Non-Fibrous Material</u>
None Detected	None Detected	None Detected	None Detected	100

Accreditation **NIST-NVLAP No. 101165-0** **NY-DOH No. 11021** **AIHA-LAP, LLC No. 100188**

*This confidential report relates only to those item(s) tested and does not represent an endorsement by NIST-NVLAP, AIHA or any agency of the U.S. government
 This report shall not be reproduced except in full, without written approval of the laboratory.*

Analytical Method: US EPA 600/R-93/116 by Polarized Light Microscopy, (ELAP 198.1 where applicable)

Comments: Quantification at <0.25% by volume is possible with this method. (PC) Indicates Stratified Point Count Method performed. (PC-Trace) means that asbestos was detected but is not quantifiable under the Point Counting regimen. Analysis includes all distinct separable layers in accordance with EPA 600 Method. If not reported or otherwise noted, layer is either not present or the client has specifically requested that it not be analyzed (ex. analyze until positive instructions). Small asbestos fibers may be missed by PLM due to resolution limitations of the optical microscope. Therefore, PLM is not consistently reliable in detecting asbestos in non-friable organically bound (NOB) materials. Quantitative transmission electron microscopy (TEM) is currently the only method that can pronounce materials as non-asbestos containing.

Analysis Performed By: S. Clay

Date: 4/23/2014



9000 Commerce Parkway, Ste B
 Mount Laurel, NJ 08054
 Toll Free 877-428-4285
 Local: 856-231-9449
 Fax: 856-231-9818

CERTIFICATE OF ANALYSIS

Client: USA Environmental Mgmt. Inc.
 344 West State Street
 Trenton NJ 08618

Report Date: 4/23/2014
Report No.: 331993
Project: 101 Weber Avenue, Residence
Project No.: 14-020617-01

BULK SAMPLE ANALYSIS SUMMARY

Lab No.: 5293558	Description / Location: Off-White Caulk			
Client No.: 34 NP042214	A/W Window; Basement-Exterior			
<u>% Asbestos</u>	<u>Type</u>	<u>% Non-Asbestos Fibrous Material</u>	<u>Type</u>	<u>% Non-Fibrous Material</u>
None Detected	None Detected	None Detected	None Detected	100

Lab No.: 5293558	Description / Location: Black Mastic	Layer No.: 2		
Client No.: 34 NP042214	A/W Window; Basement-Exterior			
<u>% Asbestos</u>	<u>Type</u>	<u>% Non-Asbestos Fibrous Material</u>	<u>Type</u>	<u>% Non-Fibrous Material</u>
PC 3.3	Chrysotile	None Detected	None Detected	PC 96.7

Lab No.: 5293559	Description / Location: Off-White Caulk			
Client No.: 35 NP042214	A/W Window; Basement-Exterior			
<u>% Asbestos</u>	<u>Type</u>	<u>% Non-Asbestos Fibrous Material</u>	<u>Type</u>	<u>% Non-Fibrous Material</u>
None Detected	None Detected	None Detected	None Detected	100

Lab No.: 5293560	Description / Location: Black Tar Paper			
Client No.: 36 NP042214	Exterior-Under Cedar Siding			
<u>% Asbestos</u>	<u>Type</u>	<u>% Non-Asbestos Fibrous Material</u>	<u>Type</u>	<u>% Non-Fibrous Material</u>
None Detected	None Detected	70	Cellulose	30

Accreditation **NIST-NVLAP No. 101165-0** **NY-DOH No. 11021** **AIHA-LAP, LLC No. 100188**

*This confidential report relates only to those item(s) tested and does not represent an endorsement by NIST-NVLAP, AIHA or any agency of the U.S. government
 This report shall not be reproduced except in full, without written approval of the laboratory.*

Analytical Method: US EPA 600/R-93/116 by Polarized Light Microscopy, (ELAP 198.1 where applicable)

Comments: Quantification at <0.25% by volume is possible with this method. (PC) Indicates Stratified Point Count Method performed. (PC-Trace) means that asbestos was detected but is not quantifiable under the Point Counting regimen. Analysis includes all distinct separable layers in accordance with EPA 600 Method. If not reported or otherwise noted, layer is either not present or the client has specifically requested that it not be analyzed (ex. analyze until positive instructions). Small asbestos fibers may be missed by PLM due to resolution limitations of the optical microscope. Therefore, PLM is not consistently reliable in detecting asbestos in non-friable organically bound (NOB) materials. Quantitative transmission electron microscopy (TEM) is currently the only method that can pronounce materials as non-asbestos containing.

Analysis Performed By: S. Clay

Date: 4/23/2014



9000 Commerce Parkway, Ste B
 Mount Laurel, NJ 08054
 Toll Free 877-428-4285
 Local: 856-231-9449
 Fax: 856-231-9818

CERTIFICATE OF ANALYSIS

Client: USA Environmental Mgmt. Inc.
 344 West State Street
 Trenton NJ 08618

Report Date: 4/23/2014
Report No: 331993
Project: 101 Weber Avenue, Residence
Project No.: 14-020617-01

BULK SAMPLE ANALYSIS SUMMARY

Lab No.: 5293561	Description / Location: Black Tar Paper			
Client No.: 37 NP042214	Exterior-Under Cedar Siding			
<u>% Asbestos</u>	<u>Type</u>	<u>% Non-Asbestos Fibrous Material</u>	<u>Type</u>	<u>% Non-Fibrous Material</u>
None Detected	None Detected	70	Cellulose	30

Lab No.: 5293562	Description / Location: Brown Shingle			
Client No.: 38 NP042214	Exterior-Roof (Top Layer)			
<u>% Asbestos</u>	<u>Type</u>	<u>% Non-Asbestos Fibrous Material</u>	<u>Type</u>	<u>% Non-Fibrous Material</u>
None Detected	None Detected	20	Fibrous Glass	80

Lab No.: 5293562	Description / Location: Black Tar	Layer No.: 2		
Client No.: 38 NP042214	Exterior-Roof (Top Layer)			
<u>% Asbestos</u>	<u>Type</u>	<u>% Non-Asbestos Fibrous Material</u>	<u>Type</u>	<u>% Non-Fibrous Material</u>
None Detected	None Detected	None Detected	None Detected	100

Accreditation **NIST-NVLAP No. 101165-0** **NY-DOH No. 11021** **AIHA-LAP, LLC No. 100188**

*This confidential report relates only to those item(s) tested and does not represent an endorsement by NIST-NVLAP, AIHA or any agency of the U.S. government
 This report shall not be reproduced except in full, without written approval of the laboratory.*

Analytical Method: US EPA 600/R-93/116 by Polarized Light Microscopy, (ELAP 198.1 where applicable)

Comments: Quantification at <0.25% by volume is possible with this method. (PC) Indicates Stratified Point Count Method performed. (PC-Trace) means that asbestos was detected but is not quantifiable under the Point Counting regimen. Analysis includes all distinct separable layers in accordance with EPA 600 Method. If not reported or otherwise noted, layer is either not present or the client has specifically requested that it not be analyzed (ex. analyze until positive instructions). Small asbestos fibers may be missed by PLM due to resolution limitations of the optical microscope. Therefore, PLM is not consistently reliable in detecting asbestos in non-friable organically bound (NOB) materials. Quantitative transmission electron microscopy (TEM) is currently the only method that can pronounce materials as non-asbestos containing.

Analysis Performed By: S. Clay

Date: 4/23/2014



9000 Commerce Parkway, Ste B
 Mount Laurel, NJ 08054
 Toll Free 877-428-4285
 Local: 856-231-9449
 Fax: 856-231-9818

CERTIFICATE OF ANALYSIS

Client: USA Environmental Mgmt. Inc.
 344 West State Street
 Trenton NJ 08618

Report Date: 4/23/2014
Report No: 331993
Project: 101 Weber Avenue, Residence
Project No.: 14-020617-01

BULK SAMPLE ANALYSIS SUMMARY

Lab No.: 5293563	Description / Location: Brown Shingle			
Client No.: 39 NP042214	Exterior-Roof (Top Layer)			
<u>% Asbestos</u>	<u>Type</u>	<u>% Non-Asbestos Fibrous Material</u>	<u>Type</u>	<u>% Non-Fibrous Material</u>
None Detected	None Detected	20	Fibrous Glass	80

Lab No.: 5293563	Description / Location: Black Tar	Layer No.: 2		
Client No.: 39 NP042214	Exterior-Roof (Top Layer)			
<u>% Asbestos</u>	<u>Type</u>	<u>% Non-Asbestos Fibrous Material</u>	<u>Type</u>	<u>% Non-Fibrous Material</u>
None Detected	None Detected	None Detected	None Detected	100

Lab No.: 5293564	Description / Location: Grey Shingle			
Client No.: 40 NP042214	Exterior-Roof (Bottom Layer)			
<u>% Asbestos</u>	<u>Type</u>	<u>% Non-Asbestos Fibrous Material</u>	<u>Type</u>	<u>% Non-Fibrous Material</u>
None Detected	None Detected	40	Cellulose	60

Lab No.: 5293565	Description / Location: Grey Shingle			
Client No.: 41 NP042214	Exterior-Roof (Bottom Layer)			
<u>% Asbestos</u>	<u>Type</u>	<u>% Non-Asbestos Fibrous Material</u>	<u>Type</u>	<u>% Non-Fibrous Material</u>
None Detected	None Detected	40	Cellulose	60

Accreditation

NIST-NVLAP No. 101165-0

NY-DOH No. 11021

AIHA-LAP, LLC No. 100188

*This confidential report relates only to those item(s) tested and does not represent an endorsement by NIST-NVLAP, AIHA or any agency of the U.S. government
 This report shall not be reproduced except in full, without written approval of the laboratory.*

Analytical Method:

US EPA 600/R-93/116 by Polarized Light Microscopy, (ELAP 198.1 where applicable)

Comments:

Quantification at <0.25% by volume is possible with this method. (PC) Indicates Stratified Point Count Method performed. (PC-Trace) means that asbestos was detected but is not quantifiable under the Point Counting regimen. Analysis includes all distinct separable layers in accordance with EPA 600 Method. If not reported or otherwise noted, layer is either not present or the client has specifically requested that it not be analyzed (ex. analyze until positive instructions). Small asbestos fibers may be missed by PLM due to resolution limitations of the optical microscope. Therefore, PLM is not consistently reliable in detecting asbestos in non-friable organically bound (NOB) materials. Quantitative transmission electron microscopy (TEM) is currently the only method that can pronounce materials as non-asbestos containing.

Analysis Performed By: S. Clay

Date: 4/23/2014



9000 Commerce Parkway, Ste B
 Mount Laurel, NJ 08054
 Toll Free 877-428-4285
 Local: 856-231-9449
 Fax: 856-231-9818

CERTIFICATE OF ANALYSIS

Client: USA Environmental Mgmt. Inc.
 344 West State Street
 Trenton NJ 08618

Report Date: 4/23/2014
Report No: 331993
Project: 101 Weber Avenue, Residence
Project No.: 14-020617-01

BULK SAMPLE ANALYSIS SUMMARY

Lab No.: 5293566	Description / Location: Black Tar Paper			
Client No.: 42 NP042214	Exterior-Roof			
<u>% Asbestos</u>	<u>Type</u>	<u>% Non-Asbestos Fibrous Material</u>	<u>Type</u>	<u>% Non-Fibrous Material</u>
None Detected	None Detected	60	Cellulose	40

Lab No.: 5293567	Description / Location: Black Tar Paper			
Client No.: 43 NP042214	Exterior-Roof			
<u>% Asbestos</u>	<u>Type</u>	<u>% Non-Asbestos Fibrous Material</u>	<u>Type</u>	<u>% Non-Fibrous Material</u>
None Detected	None Detected	60	Cellulose	40

Lab No.: 5293568	Description / Location: Black Tar			
Client No.: 44 NP042214	VentPipes&Chimney; Exterior-Roof@Chimney			
<u>% Asbestos</u>	<u>Type</u>	<u>% Non-Asbestos Fibrous Material</u>	<u>Type</u>	<u>% Non-Fibrous Material</u>
10	Chrysotile	None Detected	None Detected	90

Lab No.: 5293569	Description / Location: Sample Not Analyzed			
Client No.: 45 NP042214				
<u>% Asbestos</u>	<u>Type</u>	<u>% Non-Asbestos Fibrous Material</u>	<u>Type</u>	<u>% Non-Fibrous Material</u>
	Sample Not Analyzed		Sample Not Analyzed	

Accreditation **NIST-NVLAP No. 101165-0** **NY-DOH No. 11021** **AIHA-LAP, LLC No. 100188**

*This confidential report relates only to those item(s) tested and does not represent an endorsement by NIST-NVLAP, AIHA or any agency of the U.S. government
 This report shall not be reproduced except in full, without written approval of the laboratory.*

Analytical Method: US EPA 600/R-93/116 by Polarized Light Microscopy, (ELAP 198.1 where applicable)

Comments: Quantification at <0.25% by volume is possible with this method. (PC) Indicates Stratified Point Count Method performed. (PC-Trace) means that asbestos was detected but is not quantifiable under the Point Counting regimen. Analysis includes all distinct separable layers in accordance with EPA 600 Method. If not reported or otherwise noted, layer is either not present or the client has specifically requested that it not be analyzed (ex. analyze until positive instructions). Small asbestos fibers may be missed by PLM due to resolution limitations of the optical microscope. Therefore, PLM is not consistently reliable in detecting asbestos in non-friable organically bound (NOB) materials. Quantitative transmission electron microscopy (TEM) is currently the only method that can pronounce materials as non-asbestos containing.

Analysis Performed By: S. Clay

Date: 4/23/2014



9000 Commerce Parkway, Suite B
 Mount Laurel, NJ 08054
 Toll Free 877-428-4285
 Local: 856-231-9449
 Fax: 856-231-9818

CERTIFICATE OF ANALYSIS

Client: USA Environmental Mgmt. Inc.
 344 West State Street
 Trenton NJ 08618

Report Date: 4/25/2014
Report No.: 332041
Project: 101 Weber Avenue, Residence
Project No.: 14-020617-01

TEM BULK SAMPLE ANALYSIS SUMMARY

IATL No.: 145293553A	Description / Location: Off-White Caulk	1stFl.,MasterBedroom
Client No.: 29-NP042214	Ext.@WoodWindows	

Organic Fraction:	98.4 %	
Gravimetrically Reduced Subsample:	1.60 %	
Percent Asbestos Detected:	Trace	Chrysotile, Detected at < 0.25%
Percent Non-Asbestos Fibrous Material:	ND	None Detected
Percent Non-Fibrous Material:	1.60 %	Other

Comments:

NIST-NVLAP No. 101165-0

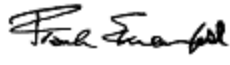
AIHA-LAP, LLC No. 100188

NYS-DOH No. 11021

Methodology: Transmission Electron Microscopy (TEM) In Accordance With :
 ELAP 198.4 "Method For Identifying And Quantitating Asbestos In Non-Friable Organically Bound Bulk Samples", Revised 1/11/2005. EPA-600/R-93/116 Section 2.5 "Asbestos In Bulk Building Materials By TEM Gravimetry."

*IATL assumes that all sampling methods and data upon which these results are based have been accurately supplied by the client.
 The "Gravimetrically Reduced Subsample" is the portion of the submitted sample remaining following the ashing and acid treatment processes. TEM analysis occurs on this portion of the sample. Final results are calculated to represent the sample as submitted.
 This confidential report relates only to those item(s) tested and does not represent an endorsement by NIST-NVLAP, AIHA or any agency of the U.S. government.
 Results are verifiable for only those operations and analyses performed in the laboratory.*

Analysis Performed By: R. Shumate

Approved By: 
 Frank E. Ehrenfeld, III
 Laboratory Director

Date: 4/25/2014



9000 Commerce Parkway, Suite B
 Mount Laurel, NJ 08054
 Toll Free 877-428-4285
 Local: 856-231-9449
 Fax: 856-231-9818

CERTIFICATE OF ANALYSIS

Client: USA Environmental Mgmt. Inc.
 344 West State Street
 Trenton NJ 08618

Report Date: 4/25/2014
Report No.: 332041
Project: 101 Weber Avenue, Residence
Project No.: 14-020617-01

TEM BULK SAMPLE ANALYSIS SUMMARY

IATL No.: 145293555A	Description / Location: Off-White Caulk	1stFl.,Porch@Interface
Client No.: 31-NP042214	@StormWindow&Casing	

Organic Fraction:	97.9 %	
Gravimetrically Reduced Subsample:	2.10 %	
Percent Asbestos Detected:	ND	None Detected
Percent Non-Asbestos Fibrous Material:	ND	None Detected
Percent Non-Fibrous Material:	2.10 %	Other

Comments:

NIST-NVLAP No. 101165-0

AIHA-LAP, LLC No. 100188

NYS-DOH No. 11021

Methodology: Transmission Electron Microscopy (TEM) In Accordance With :
 ELAP 198.4 "Method For Identifying And Quantitating Asbestos In Non-Friable Organically Bound Bulk Samples", Revised 1/11/2005. EPA-600/R-93/116 Section 2.5 "Asbestos In Bulk Building Materials By TEM Gravimetry."

IATL assumes that all sampling methods and data upon which these results are based have been accurately supplied by the client.
The "Gravimetrically Reduced Subsample" is the portion of the submitted sample remaining following the ashing and acid treatment processes. TEM analysis occurs on this portion of the sample. Final results are calculated to represent the sample as submitted.
This confidential report relates only to those item(s) tested and does not represent an endorsement by NIST-NVLAP, AIHA or any agency of the U.S. government.
Results are verifiable for only those operations and analyses performed in the laboratory.

Analysis Performed By: R. Shumate

Date: 4/25/2014



9000 Commerce Parkway, Suite B
 Mount Laurel, NJ 08054
 Toll Free 877-428-4285
 Local: 856-231-9449
 Fax: 856-231-9818

CERTIFICATE OF ANALYSIS

Client: USA Environmental Mgmt. Inc.
 344 West State Street
 Trenton NJ 08618

Report Date: 4/25/2014
Report No.: 332041
Project: 101 Weber Avenue, Residence
Project No.: 14-020617-01

TEM BULK SAMPLE ANALYSIS SUMMARY

IATL No.: 145293557A	Description / Location: Off-White Glazing	Basement-Exterior
Client No.: 33-NP042214	@BasementWindows	

Organic Fraction:	91.5 %	
Gravimetrically Reduced Subsample:	8.50 %	
Percent Asbestos Detected:	ND	None Detected
Percent Non-Asbestos Fibrous Material:	1.30 %	Other
Percent Non-Fibrous Material:	7.20 %	Other

Comments:

NIST-NVLAP No. 101165-0

AIHA-LAP, LLC No. 100188

NYS-DOH No. 11021

Methodology: Transmission Electron Microscopy (TEM) In Accordance With :
 ELAP 198.4 "Method For Identifying And Quantitating Asbestos In Non-Friable Organically Bound Bulk Samples", Revised 1/11/2005. EPA-600/R-93/116 Section 2.5 "Asbestos In Bulk Building Materials By TEM Gravimetry."

*IATL assumes that all sampling methods and data upon which these results are based have been accurately supplied by the client.
 The "Gravimetrically Reduced Subsample" is the portion of the submitted sample remaining following the ashing and acid treatment processes. TEM analysis occurs on this portion of the sample. Final results are calculated to represent the sample as submitted.
 This confidential report relates only to those item(s) tested and does not represent an endorsement by NIST-NVLAP, AIHA or any agency of the U.S. government.
 Results are verifiable for only those operations and analyses performed in the laboratory.*

Analysis Performed By: R. Shumate

Date: 4/25/2014



9000 Commerce Parkway, Suite B
 Mount Laurel, NJ 08054
 Toll Free 877-428-4285
 Local: 856-231-9449
 Fax: 856-231-9818

CERTIFICATE OF ANALYSIS

Client: USA Environmental Mgmt. Inc.
 344 West State Street
 Trenton NJ 08618

Report Date: 4/25/2014
Report No.: 332041
Project: 101 Weber Avenue, Residence
Project No.: 14-020617-01

TEM BULK SAMPLE ANALYSIS SUMMARY

IATL No.: 145293557B	Description / Location: Off-White Caulk	Basement-Exterior
Client No.: 33-NP042214	@BasementWindows	

Organic Fraction:	96.2 %	
Gravimetrically Reduced Subsample:	3.80 %	
Percent Asbestos Detected:	Trace	Chrysotile, Detected at < 0.25%
Percent Non-Asbestos Fibrous Material:	0.100 %	Other
Percent Non-Fibrous Material:	3.70 %	Other

Comments:

NIST-NVLAP No. 101165-0

AIHA-LAP, LLC No. 100188

NYS-DOH No. 11021

Methodology: Transmission Electron Microscopy (TEM) In Accordance With :
 ELAP 198.4 "Method For Identifying And Quantitating Asbestos In Non-Friable Organically Bound Bulk Samples", Revised 1/11/2005. EPA-600/R-93/116 Section 2.5 "Asbestos In Bulk Building Materials By TEM Gravimetry."

*IATL assumes that all sampling methods and data upon which these results are based have been accurately supplied by the client.
 The "Gravimetrically Reduced Subsample" is the portion of the submitted sample remaining following the ashing and acid treatment processes. TEM analysis occurs on this portion of the sample. Final results are calculated to represent the sample as submitted.
 This confidential report relates only to those item(s) tested and does not represent an endorsement by NIST-NVLAP, AIHA or any agency of the U.S. government.
 Results are verifiable for only those operations and analyses performed in the laboratory.*

Analysis Performed By: R. Shumate

Date: 4/25/2014



9000 Commerce Parkway, Suite B
 Mount Laurel, NJ 08054
 Toll Free 877-428-4285
 Local: 856-231-9449
 Fax: 856-231-9818

CERTIFICATE OF ANALYSIS

Client: USA Environmental Mgmt. Inc.
 344 West State Street
 Trenton NJ 08618

Report Date: 4/25/2014
Report No.: 332041
Project: 101 Weber Avenue, Residence
Project No.: 14-020617-01

TEM BULK SAMPLE ANALYSIS SUMMARY

IATL No.: 145293559A	Description / Location: Off-White Caulk	Basement-Exterior
Client No.: 35-NP042214	@BasementWindows	

Organic Fraction:	96.9 %	
Gravimetrically Reduced Subsample:	3.10 %	
Percent Asbestos Detected:	ND	None Detected
Percent Non-Asbestos Fibrous Material:	ND	None Detected
Percent Non-Fibrous Material:	3.10 %	Other

Comments:

NIST-NVLAP No. 101165-0

AIHA-LAP, LLC No. 100188

NYS-DOH No. 11021

Methodology: Transmission Electron Microscopy (TEM) In Accordance With :
 ELAP 198.4 "Method For Identifying And Quantitating Asbestos In Non-Friable Organically Bound Bulk Samples", Revised 1/11/2005. EPA-600/R-93/116 Section 2.5 "Asbestos In Bulk Building Materials By TEM Gravimetry."

*IATL assumes that all sampling methods and data upon which these results are based have been accurately supplied by the client.
 The "Gravimetrically Reduced Subsample" is the portion of the submitted sample remaining following the ashing and acid treatment processes. TEM analysis occurs on this portion of the sample. Final results are calculated to represent the sample as submitted.
 This confidential report relates only to those item(s) tested and does not represent an endorsement by NIST-NVLAP, AIHA or any agency of the U.S. government.
 Results are verifiable for only those operations and analyses performed in the laboratory.*

Analysis Performed By: R. Shumate

Date: 4/25/2014



9000 Commerce Parkway, Suite B
 Mount Laurel, NJ 08054
 Toll Free 877-428-4285
 Local: 856-231-9449
 Fax: 856-231-9818

CERTIFICATE OF ANALYSIS

Client: USA Environmental Mgmt. Inc.
 344 West State Street
 Trenton NJ 08618

Report Date: 4/25/2014
Report No.: 332041
Project: 101 Weber Avenue, Residence
Project No.: 14-020617-01

TEM BULK SAMPLE ANALYSIS SUMMARY

IATL No.: 145293561A	Description / Location: Black Tar Paper	Ext.-UnderCedarSiding
Client No.: 37-NP042214	Vapor Barrier	

Organic Fraction:	97.3 %	
Gravimetrically Reduced Subsample:	2.70 %	
Percent Asbestos Detected:	ND	None Detected
Percent Non-Asbestos Fibrous Material:	ND	None Detected
Percent Non-Fibrous Material:	2.70 %	Other

Comments:

NIST-NVLAP No. 101165-0

AIHA-LAP, LLC No. 100188

NYS-DOH No. 11021

Methodology: Transmission Electron Microscopy (TEM) In Accordance With :
 ELAP 198.4 "Method For Identifying And Quantitating Asbestos In Non-Friable Organically Bound Bulk Samples", Revised 1/11/2005. EPA-600/R-93/116 Section 2.5 "Asbestos In Bulk Building Materials By TEM Gravimetry."

*IATL assumes that all sampling methods and data upon which these results are based have been accurately supplied by the client.
 The "Gravimetrically Reduced Subsample" is the portion of the submitted sample remaining following the ashing and acid treatment processes. TEM analysis occurs on this portion of the sample. Final results are calculated to represent the sample as submitted.
 This confidential report relates only to those item(s) tested and does not represent an endorsement by NIST-NVLAP, AIHA or any agency of the U.S. government.
 Results are verifiable for only those operations and analyses performed in the laboratory.*

Analysis Performed By: R. Shumate

Date: 4/25/2014



9000 Commerce Parkway, Suite B
 Mount Laurel, NJ 08054
 Toll Free 877-428-4285
 Local: 856-231-9449
 Fax: 856-231-9818

CERTIFICATE OF ANALYSIS

Client:	USA Environmental Mgmt. Inc.	Report Date:	4/25/2014
	344 West State Street	Report No.:	332041
	Trenton NJ 08618	Project:	101 Weber Avenue, Residence
		Project No.:	14-020617-01

TEM BULK SAMPLE ANALYSIS SUMMARY

IATL No.:	145293563A	Description / Location:	Brown Shingle	Exterior-Roof
Client No.:	39-NP042214		Top Layer	

Organic Fraction:	57.7 %	
Gravimetrically Reduced Subsample:	42.3 %	
Percent Asbestos Detected:	ND	None Detected
Percent Non-Asbestos Fibrous Material:	ND	None Detected
Percent Non-Fibrous Material:	42.3 %	Other

Comments: Note: Inseparable;Composited with 5293563B.

NIST-NVLAP No. 101165-0

AIHA-LAP, LLC No. 100188

NYS-DOH No. 11021

Methodology: Transmission Electron Microscopy (TEM) In Accordance With :
 ELAP 198.4 "Method For Identifying And Quantitating Asbestos In Non-Friable Organically Bound Bulk Samples", Revised 1/11/2005. EPA-600/R-93/116 Section 2.5 "Asbestos In Bulk Building Materials By TEM Gravimetry."

IATL assumes that all sampling methods and data upon which these results are based have been accurately supplied by the client.

The "Gravimetrically Reduced Subsample" is the portion of the submitted sample remaining following the ashing and acid treatment processes. TEM analysis occurs on this portion of the sample. Final results are calculated to represent the sample as submitted.

This confidential report relates only to those item(s) tested and does not represent an endorsement by NIST-NVLAP, AIHA or any agency of the U.S. government.

Results are verifiable for only those operations and analyses performed in the laboratory.

Analysis Performed By: R. Shumate

Date: 4/25/2014



9000 Commerce Parkway, Suite B
 Mount Laurel, NJ 08054
 Toll Free 877-428-4285
 Local: 856-231-9449
 Fax: 856-231-9818

CERTIFICATE OF ANALYSIS

Client: USA Environmental Mgmt. Inc.
 344 West State Street
 Trenton NJ 08618

Report Date: 4/25/2014
Report No.: 332041
Project: 101 Weber Avenue, Residence
Project No.: 14-020617-01

TEM BULK SAMPLE ANALYSIS SUMMARY

IATL No.: 145293565A	Description / Location: Grey Shingle	Exterior-Roof
Client No.: 41-NP042214	Bottom Layer	

Organic Fraction:	56.2 %	
Gravimetrically Reduced Subsample:	43.8 %	
Percent Asbestos Detected:	ND	None Detected
Percent Non-Asbestos Fibrous Material:	ND	None Detected
Percent Non-Fibrous Material:	43.8 %	Other

Comments:

NIST-NVLAP No. 101165-0

AIHA-LAP, LLC No. 100188

NYS-DOH No. 11021

Methodology: Transmission Electron Microscopy (TEM) In Accordance With :
 ELAP 198.4 "Method For Identifying And Quantitating Asbestos In Non-Friable Organically Bound Bulk Samples", Revised 1/11/2005. EPA-600/R-93/116 Section 2.5 "Asbestos In Bulk Building Materials By TEM Gravimetry."

*IATL assumes that all sampling methods and data upon which these results are based have been accurately supplied by the client.
 The "Gravimetrically Reduced Subsample" is the portion of the submitted sample remaining following the ashing and acid treatment processes. TEM analysis occurs on this portion of the sample. Final results are calculated to represent the sample as submitted.
 This confidential report relates only to those item(s) tested and does not represent an endorsement by NIST-NVLAP, AIHA or any agency of the U.S. government.
 Results are verifiable for only those operations and analyses performed in the laboratory.*

Analysis Performed By: R. Shumate

Date: 4/25/2014



9000 Commerce Parkway, Suite B
 Mount Laurel, NJ 08054
 Toll Free 877-428-4285
 Local: 856-231-9449
 Fax: 856-231-9818

CERTIFICATE OF ANALYSIS

Client:	USA Environmental Mgmt. Inc.	Report Date:	4/25/2014
	344 West State Street	Report No.:	332041
	Trenton NJ 08618	Project:	101 Weber Avenue, Residence
		Project No.:	14-020617-01

TEM BULK SAMPLE ANALYSIS SUMMARY

IATL No.:	145293567A	Description / Location:	Black Tar Paper	Under ID No.13
Client No.:	43-NP042214			

Organic Fraction:	97.7 %		
Gravimetrically Reduced Subsample:	2.30 %		
Percent Asbestos Detected:	Trace	Chrysotile, Detected at < 0.25%	
Percent Non-Asbestos Fibrous Material:	ND	None Detected	
Percent Non-Fibrous Material:	2.30 %	Other	

Comments:

NIST-NVLAP No. 101165-0

AIHA-LAP, LLC No. 100188

NYS-DOH No. 11021

Methodology: Transmission Electron Microscopy (TEM) In Accordance With :
 ELAP 198.4 "Method For Identifying And Quantitating Asbestos In Non-Friable Organically Bound Bulk Samples", Revised 1/11/2005. EPA-600/R-93/116 Section 2.5 "Asbestos In Bulk Building Materials By TEM Gravimetry."

*IATL assumes that all sampling methods and data upon which these results are based have been accurately supplied by the client.
 The "Gravimetrically Reduced Subsample" is the portion of the submitted sample remaining following the ashing and acid treatment processes. TEM analysis occurs on this portion of the sample. Final results are calculated to represent the sample as submitted.
 This confidential report relates only to those item(s) tested and does not represent an endorsement by NIST-NVLAP, AIHA or any agency of the U.S. government.
 Results are verifiable for only those operations and analyses performed in the laboratory.*

Analysis Performed By: R. Shumate

Date: 4/25/2014

104 Weber Avenue



9000 Commerce Parkway, Ste B
 Mount Laurel, NJ 08054
 Toll Free 877-428-4285
 Local: 856-231-9449
 Fax: 856-231-9818

CERTIFICATE OF ANALYSIS

Client: USA Environmental Mgmt. Inc.
 344 West State Street
 Trenton NJ 08618

Report Date: 4/22/2014
Report No: 331994
Project: 104 Weber Avenue, Residence
Project No.: 14-020617-01

BULK SAMPLE ANALYSIS SUMMARY

Lab No.: 5293571	Description / Location: Tan/White Sheetrock			
Client No.: 47 NP042214	2nd Floor, Hallway			
<u>% Asbestos</u>	<u>Type</u>	<u>% Non-Asbestos Fibrous Material</u>	<u>Type</u>	<u>% Non-Fibrous Material</u>
None Detected	None Detected	5	Cellulose	95

Lab No.: 5293571	Description / Location: White Joint Compound	Layer No.: 2		
Client No.: 47 NP042214	2nd Floor, Hallway			
<u>% Asbestos</u>	<u>Type</u>	<u>% Non-Asbestos Fibrous Material</u>	<u>Type</u>	<u>% Non-Fibrous Material</u>
None Detected	None Detected	None Detected	None Detected	100

Lab No.: 5293571	Description / Location: Tan Joint Compound	Layer No.: 3		
Client No.: 47 NP042214	2nd Floor, Hallway			
<u>% Asbestos</u>	<u>Type</u>	<u>% Non-Asbestos Fibrous Material</u>	<u>Type</u>	<u>% Non-Fibrous Material</u>
PC 1.2	Chrysotile	None Detected	None Detected	PC 98.8

Lab No.: 5293572	Description / Location: White/Tan Texture			
Client No.: 48 NP042214	Ceiling; 1st Floor, Dining Room Off Kitchen			
<u>% Asbestos</u>	<u>Type</u>	<u>% Non-Asbestos Fibrous Material</u>	<u>Type</u>	<u>% Non-Fibrous Material</u>
PC 1.6	Chrysotile	None Detected	None Detected	PC 98.4

Accreditation **NIST-NVLAP No. 101165-0** **NY-DOH No. 11021** **AIHA-LAP, LLC No. 100188**

*This confidential report relates only to those item(s) tested and does not represent an endorsement by NIST-NVLAP, AIHA or any agency of the U.S. government
 This report shall not be reproduced except in full, without written approval of the laboratory.*

Analytical Method: US EPA 600/R-93/116 by Polarized Light Microscopy, (ELAP 198.1 where applicable)

Comments: Quantification at <0.25% by volume is possible with this method. (PC) Indicates Stratified Point Count Method performed. (PC-Trace) means that asbestos was detected but is not quantifiable under the Point Counting regimen. Analysis includes all distinct separable layers in accordance with EPA 600 Method. If not reported or otherwise noted, layer is either not present or the client has specifically requested that it not be analyzed (ex. analyze until positive instructions). Small asbestos fibers may be missed by PLM due to resolution limitations of the optical microscope. Therefore, PLM is not consistently reliable in detecting asbestos in non-friable organically bound (NOB) materials. Quantitative transmission electron microscopy (TEM) is currently the only method that can pronounce materials as non-asbestos containing.

Analysis Performed By: M. Mirza

Date: 4/22/2014



9000 Commerce Parkway, Ste B
 Mount Laurel, NJ 08054
 Toll Free 877-428-4285
 Local: 856-231-9449
 Fax: 856-231-9818

CERTIFICATE OF ANALYSIS

Client: USA Environmental Mgmt. Inc.
 344 West State Street
 Trenton NJ 08618

Report Date: 4/22/2014
Report No: 331994
Project: 104 Weber Avenue, Residence
Project No.: 14-020617-01

BULK SAMPLE ANALYSIS SUMMARY

Lab No.: 5293573 **Description / Location:** Sample Not Analyzed
Client No.: 49 NP042214

<u>% Asbestos</u>	<u>Type</u>	<u>% Non-Asbestos Fibrous Material</u>	<u>Type</u>	<u>% Non-Fibrous Material</u>
	Sample Not Analyzed		Sample Not Analyzed	

Lab No.: 5293574 **Description / Location:** Sample Not Analyzed
Client No.: 50 NP042214

<u>% Asbestos</u>	<u>Type</u>	<u>% Non-Asbestos Fibrous Material</u>	<u>Type</u>	<u>% Non-Fibrous Material</u>
	Sample Not Analyzed		Sample Not Analyzed	

Lab No.: 5293575 **Description / Location:** Grey Cementitious
Client No.: 51 NP042214 Basement @ Flue

<u>% Asbestos</u>	<u>Type</u>	<u>% Non-Asbestos Fibrous Material</u>	<u>Type</u>	<u>% Non-Fibrous Material</u>
None Detected	None Detected	None Detected	None Detected	100

Lab No.: 5293576 **Description / Location:** Grey Cementitious
Client No.: 52 NP042214 Basement @ Flue

<u>% Asbestos</u>	<u>Type</u>	<u>% Non-Asbestos Fibrous Material</u>	<u>Type</u>	<u>% Non-Fibrous Material</u>
None Detected	None Detected	None Detected	None Detected	100

Accreditation **NIST-NVLAP No. 101165-0** **NY-DOH No. 11021** **AIHA-LAP, LLC No. 100188**

*This confidential report relates only to those item(s) tested and does not represent an endorsement by NIST-NVLAP, AIHA or any agency of the U.S. government
 This report shall not be reproduced except in full, without written approval of the laboratory.*

Analytical Method: US EPA 600/R-93/116 by Polarized Light Microscopy, (ELAP 198.1 where applicable)

Comments: Quantification at <0.25% by volume is possible with this method. (PC) Indicates Stratified Point Count Method performed. (PC-Trace) means that asbestos was detected but is not quantifiable under the Point Counting regimen. Analysis includes all distinct separable layers in accordance with EPA 600 Method. If not reported or otherwise noted, layer is either not present or the client has specifically requested that it not be analyzed (ex. analyze until positive instructions). Small asbestos fibers may be missed by PLM due to resolution limitations of the optical microscope. Therefore, PLM is not consistently reliable in detecting asbestos in non-friable organically bound (NOB) materials. Quantitative transmission electron microscopy (TEM) is currently the only method that can pronounce materials as non-asbestos containing.

Analysis Performed By: M. Mirza

Date: 4/22/2014



9000 Commerce Parkway, Ste B
 Mount Laurel, NJ 08054
 Toll Free 877-428-4285
 Local: 856-231-9449
 Fax: 856-231-9818

CERTIFICATE OF ANALYSIS

Client: USA Environmental Mgmt. Inc.
 344 West State Street
 Trenton NJ 08618

Report Date: 4/22/2014
Report No: 331994
Project: 104 Weber Avenue, Residence
Project No.: 14-020617-01

BULK SAMPLE ANALYSIS SUMMARY

Lab No.: 5293577 **Description / Location:** Black Shingle
Client No.: 53 NP042214 Exterior-Roof

<u>% Asbestos</u>	<u>Type</u>	<u>% Non-Asbestos Fibrous Material</u>	<u>Type</u>	<u>% Non-Fibrous Material</u>
None Detected	None Detected	5	Fibrous Glass	95

Lab No.: 5293578 **Description / Location:** Black Shingle
Client No.: 54 NP042214 Exterior-Roof

<u>% Asbestos</u>	<u>Type</u>	<u>% Non-Asbestos Fibrous Material</u>	<u>Type</u>	<u>% Non-Fibrous Material</u>
None Detected	None Detected	5	Fibrous Glass	95

Lab No.: 5293579 **Description / Location:** Black Tar Paper
Client No.: 55 NP042214 Exterior-Roof

<u>% Asbestos</u>	<u>Type</u>	<u>% Non-Asbestos Fibrous Material</u>	<u>Type</u>	<u>% Non-Fibrous Material</u>
None Detected	None Detected	80	Cellulose	20

Lab No.: 5293580 **Description / Location:** Black Tar Paper
Client No.: 56 NP042214 Exterior-Roof

<u>% Asbestos</u>	<u>Type</u>	<u>% Non-Asbestos Fibrous Material</u>	<u>Type</u>	<u>% Non-Fibrous Material</u>
None Detected	None Detected	80	Cellulose	20

Accreditation **NIST-NVLAP No. 101165-0** **NY-DOH No. 11021** **AIHA-LAP, LLC No. 100188**

*This confidential report relates only to those item(s) tested and does not represent an endorsement by NIST-NVLAP, AIHA or any agency of the U.S. government
 This report shall not be reproduced except in full, without written approval of the laboratory.*

Analytical Method: US EPA 600/R-93/116 by Polarized Light Microscopy, (ELAP 198.1 where applicable)

Comments: Quantification at <0.25% by volume is possible with this method. (PC) Indicates Stratified Point Count Method performed. (PC-Trace) means that asbestos was detected but is not quantifiable under the Point Counting regimen. Analysis includes all distinct separable layers in accordance with EPA 600 Method. If not reported or otherwise noted, layer is either not present or the client has specifically requested that it not be analyzed (ex. analyze until positive instructions). Small asbestos fibers may be missed by PLM due to resolution limitations of the optical microscope. Therefore, PLM is not consistently reliable in detecting asbestos in non-friable organically bound (NOB) materials. Quantitative transmission electron microscopy (TEM) is currently the only method that can pronounce materials as non-asbestos containing.

Analysis Performed By: M. Mirza

Date: 4/22/2014



9000 Commerce Parkway, Ste B
 Mount Laurel, NJ 08054
 Toll Free 877-428-4285
 Local: 856-231-9449
 Fax: 856-231-9818

CERTIFICATE OF ANALYSIS

Client: USA Environmental Mgmt. Inc.
 344 West State Street
 Trenton NJ 08618

Report Date: 4/22/2014
Report No: 331994
Project: 104 Weber Avenue, Residence
Project No.: 14-020617-01

BULK SAMPLE ANALYSIS SUMMARY

Lab No.: 5293581	Description / Location: Black Caulk			
Client No.: 57 NP042214	Exterior-Roof @ Chimney			
<u>% Asbestos</u>	<u>Type</u>	<u>% Non-Asbestos Fibrous Material</u>	<u>Type</u>	<u>% Non-Fibrous Material</u>
None Detected	None Detected	None Detected	None Detected	100

Lab No.: 5293582	Description / Location: Black Caulk			
Client No.: 58 NP042214	Exterior-Roof @ Chimney			
<u>% Asbestos</u>	<u>Type</u>	<u>% Non-Asbestos Fibrous Material</u>	<u>Type</u>	<u>% Non-Fibrous Material</u>
None Detected	None Detected	None Detected	None Detected	100

Accreditation **NIST-NVLAP No. 101165-0** **NY-DOH No. 11021** **AIHA-LAP, LLC No. 100188**

*This confidential report relates only to those item(s) tested and does not represent an endorsement by NIST-NVLAP, AIHA or any agency of the U.S. government
 This report shall not be reproduced except in full, without written approval of the laboratory.*

Analytical Method: US EPA 600/R-93/116 by Polarized Light Microscopy, (ELAP 198.1 where applicable)

Comments: Quantification at <0.25% by volume is possible with this method. (PC) Indicates Stratified Point Count Method performed. (PC-Trace) means that asbestos was detected but is not quantifiable under the Point Counting regimen. Analysis includes all distinct separable layers in accordance with EPA 600 Method. If not reported or otherwise noted, layer is either not present or the client has specifically requested that it not be analyzed (ex. analyze until positive instructions). Small asbestos fibers may be missed by PLM due to resolution limitations of the optical microscope. Therefore, PLM is not consistently reliable in detecting asbestos in non-friable organically bound (NOB) materials. Quantitative transmission electron microscopy (TEM) is currently the only method that can pronounce materials as non-asbestos containing.

Analysis Performed By: M. Mirza

Date: 4/22/2014



9000 Commerce Parkway, Suite B
 Mount Laurel, NJ 08054
 Toll Free 877-428-4285
 Local: 856-231-9449
 Fax: 856-231-9818

CERTIFICATE OF ANALYSIS

Client:	USA Environmental Mgmt. Inc.	Report Date:	4/25/2014
	344 West State Street	Report No.:	332038
	Trenton NJ 08618	Project:	104 Weber Avenue, Residence
		Project No.:	14-020617-01

TEM BULK SAMPLE ANALYSIS SUMMARY

IATL No.:	145293578A	Description / Location:	Black Shingle	Exterior-Roof
Client No.:	54-NP042214			

Organic Fraction:	61.3 %	
Gravimetrically Reduced Subsample:	38.7 %	
Percent Asbestos Detected:	ND	None Detected
Percent Non-Asbestos Fibrous Material:	ND	None Detected
Percent Non-Fibrous Material:	38.7 %	Other

Comments:

NIST-NVLAP No. 101165-0

AIHA-LAP, LLC No. 100188

NYS-DOH No. 11021

Methodology: Transmission Electron Microscopy (TEM) In Accordance With :
 ELAP 198.4 "Method For Identifying And Quantitating Asbestos In Non-Friable Organically Bound Bulk Samples", Revised 1/11/2005. EPA-600/R-93/116 Section 2.5 "Asbestos In Bulk Building Materials By TEM Gravimetry."

IATL assumes that all sampling methods and data upon which these results are based have been accurately supplied by the client.
The "Gravimetrically Reduced Subsample" is the portion of the submitted sample remaining following the ashing and acid treatment processes. TEM analysis occurs on this portion of the sample. Final results are calculated to represent the sample as submitted.
This confidential report relates only to those item(s) tested and does not represent an endorsement by NIST-NVLAP, AIHA or any agency of the U.S. government.
Results are verifiable for only those operations and analyses performed in the laboratory.

Analysis Performed By: R. Shumate

Approved By: 

Date: 4/25/2014

Frank E. Ehrenfeld, III
 Laboratory Director



9000 Commerce Parkway, Suite B
 Mount Laurel, NJ 08054
 Toll Free 877-428-4285
 Local: 856-231-9449
 Fax: 856-231-9818

CERTIFICATE OF ANALYSIS

Client:	USA Environmental Mgmt. Inc.	Report Date:	4/25/2014
	344 West State Street	Report No.:	332038
	Trenton NJ 08618	Project:	104 Weber Avenue, Residence
		Project No.:	14-020617-01

TEM BULK SAMPLE ANALYSIS SUMMARY

IATL No.:	145293580A	Description / Location:	Black Tar Paper	Exterior-Roof
Client No.:	56-NP042214			

Organic Fraction:	98.1 %		
Gravimetrically Reduced Subsample:	1.90 %		
Percent Asbestos Detected:	Trace	Chrysotile, Detected at < 0.25%	
Percent Non-Asbestos Fibrous Material:	ND	None Detected	
Percent Non-Fibrous Material:	1.90 %	Other	

Comments:

NIST-NVLAP No. 101165-0

AIHA-LAP, LLC No. 100188

NYS-DOH No. 11021

Methodology: Transmission Electron Microscopy (TEM) In Accordance With :
 ELAP 198.4 "Method For Identifying And Quantitating Asbestos In Non-Friable Organically Bound Bulk Samples", Revised 1/11/2005. EPA-600/R-93/116 Section 2.5 "Asbestos In Bulk Building Materials By TEM Gravimetry."

IATL assumes that all sampling methods and data upon which these results are based have been accurately supplied by the client.
The "Gravimetrically Reduced Subsample" is the portion of the submitted sample remaining following the ashing and acid treatment processes. TEM analysis occurs on this portion of the sample. Final results are calculated to represent the sample as submitted.
This confidential report relates only to those item(s) tested and does not represent an endorsement by NIST-NVLAP, AIHA or any agency of the U.S. government.
Results are verifiable for only those operations and analyses performed in the laboratory.

Analysis Performed By: R. Shumate

Date: 4/25/2014



9000 Commerce Parkway, Suite B
 Mount Laurel, NJ 08054
 Toll Free 877-428-4285
 Local: 856-231-9449
 Fax: 856-231-9818

CERTIFICATE OF ANALYSIS

Client:	USA Environmental Mgmt. Inc.	Report Date:	4/25/2014
	344 West State Street	Report No.:	332038
	Trenton NJ 08618	Project:	104 Weber Avenue, Residence
		Project No.:	14-020617-01

TEM BULK SAMPLE ANALYSIS SUMMARY

IATL No.:	145293582A	Description / Location:	Black Caulk	Exterior-Roof
Client No.:	58-NP042214		@ Chimney	

Organic Fraction:	82.9 %	
Gravimetrically Reduced Subsample:	17.1 %	
Percent Asbestos Detected:	ND	None Detected
Percent Non-Asbestos Fibrous Material:	ND	None Detected
Percent Non-Fibrous Material:	17.1 %	Other

Comments:

NIST-NVLAP No. 101165-0

AIHA-LAP, LLC No. 100188

NYS-DOH No. 11021

Methodology: Transmission Electron Microscopy (TEM) In Accordance With :
 ELAP 198.4 "Method For Identifying And Quantitating Asbestos In Non-Friable Organically Bound Bulk Samples", Revised 1/11/2005. EPA-600/R-93/116 Section 2.5 "Asbestos In Bulk Building Materials By TEM Gravimetry."

IATL assumes that all sampling methods and data upon which these results are based have been accurately supplied by the client.
The "Gravimetrically Reduced Subsample" is the portion of the submitted sample remaining following the ashing and acid treatment processes. TEM analysis occurs on this portion of the sample. Final results are calculated to represent the sample as submitted.
This confidential report relates only to those item(s) tested and does not represent an endorsement by NIST-NVLAP, AIHA or any agency of the U.S. government.
Results are verifiable for only those operations and analyses performed in the laboratory.

Analysis Performed By: R. Shumate

Date: 4/25/2014