

**OFFENDERS IN NEW JERSEY CORRECTIONAL INSTITUTIONS
ON JANUARY 1, 2009, BY MANDATORY MINIMUM TERM**

In New Jersey, since 1979, the courts have utilized mandatory minimum sentences. This means that an offender must serve the entire minimum sentence before being eligible for parole consideration. Mandatory minimum terms are not reduced by earned credits (commutation, minimum security or work).

OFFENDERS IN CORRECTIONAL INSTITUTIONS BY MANDATORY MINIMUM TERM

Mandatory Minimum Term	Total		Prison Males		Youth Complex		ADTC		Edna Mahan		Other Facilities	
	#	%	#	%	#	%	#	%	#	%	#	%
TOTAL OFFENDERS	17,585	100%	11,892	100%	2,841	100%	508	100%	523	100%	1,821	100%
<18 Months	873	5%	409	3%	244	9%	0	0%	22	4%	198	11%
18 Months	813	5%	412	3%	219	8%	3	1%	14	3%	165	9%
2 Years	1,297	7%	720	6%	243	9%	2	0%	27	5%	305	17%
3 Years	2,570	15%	1,366	11%	555	20%	9	2%	63	12%	577	32%
4 Years	1,145	7%	696	6%	217	8%	12	2%	42	8%	178	10%
5 Years	1,953	11%	1,173	10%	447	16%	57	11%	72	14%	204	11%
6-9 Years	3,516	20%	2,365	20%	655	23%	231	45%	119	23%	146	8%
10 Years	301	2%	237	2%	22	1%	30	6%	5	1%	7	0%
11-14 Years	1,550	9%	1,234	10%	162	6%	78	15%	55	11%	21	1%
15 Years	371	2%	307	3%	15	1%	28	6%	12	2%	9	0%
16-19 Years	778	4%	671	6%	45	2%	26	5%	31	6%	5	0%
20-24 Years	452	3%	414	3%	11	0%	13	3%	11	2%	3	0%
25-29 Years	379	2%	354	3%	4	0%	12	2%	7	1%	2	0%
30 Years	826	5%	788	7%	2	0%	3	1%	32	6%	1	0%
30+ Years	761	4%	746	6%	0	0%	4	1%	11	2%	0	0%

- Sixty-nine percent (69%) of all adult offenders have mandatory minimum terms (17,585 out of 25, 436).
- The median mandatory minimum term is 5 years.
- Twenty percent (20%) of those with mandatory minimum terms have mandatory minimum terms of 15 years or more.

Prison Complex Offenders By Mandatory Minimum Term

Institution	Total	< 18 Months	18 Months	2 Years	3 Years	4 Years	5 Years	6-9 Years	10 Years	11-14 Years	15 Years	16-19 Years	20-24 Years	25-29 Years	30 Years	30+ Years
Bayside	804	45	31	59	139	81	140	188	22	54	14	17	7	4	3	0
Main	100%	6%	4%	7%	17%	10%	17%	23%	3%	7%	2%	2%	1%	0%	0%	0%
Bayside	384	26	22	42	63	29	51	97	8	36	6	0	2	1	1	0
Farm	100%	7%	6%	11%	16%	8%	13%	25%	2%	9%	2%	0%	1%	0%	0%	0%
Bayside	179	23	20	30	52	22	19	12	0	1	0	0	0	0	0	0
Ancora	100%	13%	11%	17%	29%	12%	11%	7%	0%	1%	0%	0%	0%	0%	0%	0%
Bayside Total	1,367	94	73	131	254	132	210	297	30	91	20	17	9	5	4	0
	100%	7%	5%	10%	19%	10%	15%	22%	2%	7%	1%	1%	1%	0%	0%	0%
CRAF	63	15	12	18	16	2	0	0	0	0	0	0	0	0	0	0
Jones Farm	100%	24%	19%	29%	25%	3%	0%	0%	0%	0%	0%	0%	0%	0%	0%	0%
CRAF	297	31	26	44	75	30	28	48	2	7	0	5	1	0	0	0
Reception	100%	10%	9%	15%	25%	10%	9%	16%	1%	2%	0%	2%	0%	0%	0%	0%
CRAF Total	360	46	38	62	91	32	28	48	2	7	0	5	1	0	0	0
	100%	13%	11%	17%	25%	9%	8%	13%	1%	2%	0%	1%	0%	0%	0%	0%
East Jersey	1,250	1	3	9	16	12	35	166	33	244	73	182	108	75	213	80
Main	100%	0%	0%	1%	1%	1%	3%	13%	3%	20%	6%	15%	9%	6%	17%	6%
East Jersey	53	12	2	7	8	0	4	10	2	8	0	0	0	0	0	0
Camp	100%	23%	4%	13%	15%	0%	8%	19%	4%	15%	0%	0%	0%	0%	0%	0%
East Jersey	320	9	6	19	37	19	30	83	9	39	12	26	14	5	9	3
Ad Seg	100%	3%	2%	6%	12%	6%	9%	26%	3%	12%	4%	8%	4%	2%	3%	1%
East Jersey Total	1,623	22	11	35	61	31	69	259	44	291	85	208	122	80	222	83
	100%	1%	1%	2%	4%	2%	4%	16%	3%	18%	5%	13%	8%	5%	14%	5%

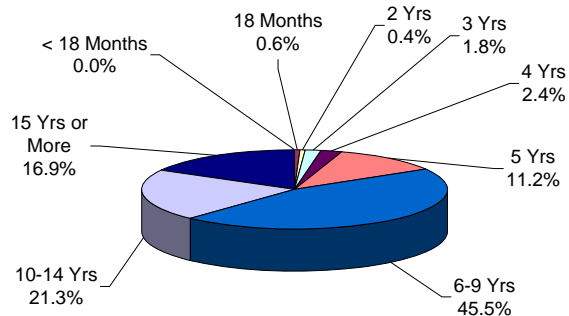
Prison Complex Offenders By Mandatory Minimum Term

Institution	Total	< 18 Months	18 Months	2 Years	3 Years	4 Years	5 Years	6-9 Years	10 Years	11-14 Years	15 Years	16-19 Years	20-24 Years	25-29 Years	30 Years	30+ Years
Midstate	301 100%	22 7%	21 7%	35 12%	61 20%	28 9%	56 19%	71 24%	1 0%	5 2%	0 0%	1 0%	0 0%	0 0%	0 0%	0 0%
NJ State Prison Ad Seg Female	21 100%	0 0%	0 0%	0 0%	5 0%	1 0%	2 0%	9 1%	1 0%	2 0%	0 0%	1 0%	0 0%	0 0%	0 0%	0 0%
NJ State Prison Main	1,580 100%	12 1%	11 1%	22 1%	34 2%	20 1%	35 2%	111 7%	15 1%	60 4%	19 1%	63 4%	82 5%	164 10%	327 20%	605 38%
NJ State Prison Total	1,601 100%	12 1%	11 1%	22 1%	39 2%	21 1%	37 2%	120 7%	16 1%	62 4%	19 1%	64 4%	82 5%	164 10%	327 20%	605 38%
Northern Main	1,815 100%	46 3%	66 4%	85 5%	188 10%	90 5%	182 10%	437 24%	48 3%	235 13%	62 3%	129 7%	81 4%	33 2%	111 6%	22 1%
Northern Ad Seg Male	391 100%	9 2%	10 3%	13 3%	40 10%	21 5%	52 13%	113 29%	11 3%	51 13%	7 2%	23 6%	13 3%	8 2%	15 4%	5 1%
Northern Total	2,206 100%	55 2%	76 3%	98 4%	228 10%	111 5%	234 11%	550 25%	59 3%	286 13%	69 3%	152 7%	94 4%	41 2%	126 6%	27 1%
Riverfront	694 100%	20 3%	26 4%	31 4%	67 10%	44 6%	91 13%	213 31%	28 4%	96 14%	18 3%	34 5%	10 1%	8 1%	7 1%	1 0%
Southern	1,228 100%	78 6%	96 8%	192 16%	313 25%	144 12%	174 14%	177 14%	8 1%	32 3%	4 0%	6 0%	2 0%	1 0%	0 0%	1 0%
South Woods	2,512 100%	60 2%	60 2%	114 5%	252 10%	153 6%	274 11%	630 25%	49 2%	364 14%	92 4%	184 7%	94 4%	55 2%	102 4%	29 1%
SUBTOTAL PRISON MALES	11,892 100%	409 3%	412 3%	720 6%	1,366 11%	696 6%	1,173 10%	2,365 20%	237 2%	1,234 10%	307 3%	671 6%	414 3%	354 3%	788 7%	746 6%

Prison Complex Offenders By Mandatory Minimum Term

Institution	Total	< 18 Months	18 Months	2 Years	3 Years	4 Years	5 Years	6-9 Years	10 Years	11-14 Years	15 Years	16-19 Years	20-24 Years	25-29 Years	30 Years	30+ Years
ADTC	508 100%	0 0%	3 1%	2 0%	9 2%	12 2%	57 11%	231 45%	30 6%	78 15%	28 6%	26 5%	13 3%	12 2%	3 1%	4 1%
Subtotal	12,400 100%	409 3%	415 3%	722 6%	1,375 11%	708 6%	1,230 10%	2,596 21%	267 2%	1,312 11%	335 3%	697 6%	427 3%	366 3%	791 6%	750 6%
Mahan - Female Prison	523 100%	22 4%	14 3%	27 5%	63 12%	42 8%	72 14%	119 23%	5 1%	55 11%	12 2%	31 6%	11 2%	7 1%	32 6%	11 2%
Total Prison Complex	12,923 100%	431 3%	429 3%	749 6%	1,438 11%	750 6%	1,302 10%	2,715 21%	272 2%	1,367 11%	347 3%	728 6%	438 3%	373 3%	823 6%	761 6%

ADTC

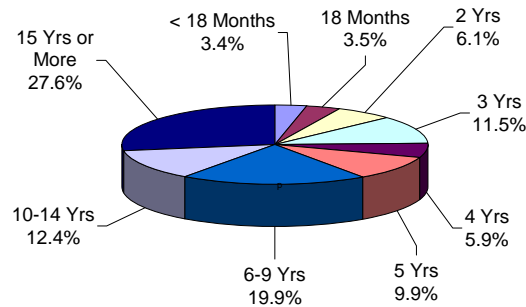


The median mandatory minimum term at ADTC is 8 years 5 months.

Seventy-five percent (75%) of the ADTC population have mandatory minimum sentences (508 of 678).

Thirty-eight percent (38%) have mandatory minimum terms of 10 years or longer.

PRISON MALES

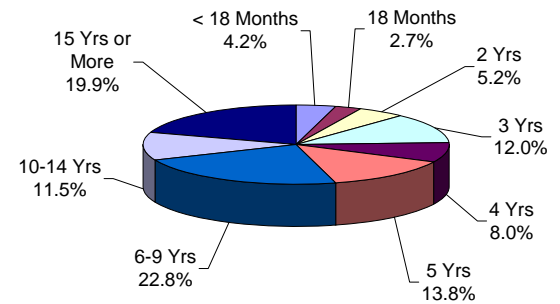


Of the 16,560 prison complex males, 72% (11,892) have mandatory minimum terms.

The median mandatory minimum term for prison complex males is 6 years (ADTC excluded).

Eighty-eight percent (88%) of New Jersey State Prison inmates have mandatory minimum terms and 78% percent of those have minimum terms of 15 years or more.

FEMALE FACILITIES



The median mandatory minimum term at Edna Mahan is 5 years.

At Edna Mahan, 56% of the females housed have minimum terms (523 of 929).

Forty-six percent (46%) of the females with mandatory minimum terms have terms of 5 years or less.

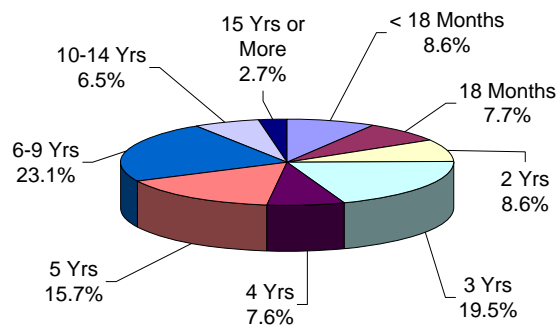
Youth Complex Offenders By Mandatory Minimum Term

Institution	Total	< 18 Months	18 Months	2 Years	3 Years	4 Years	5 Years	6-9 Years	10 Years	11-14 Years	15 Years	16-19 Years	20-24 Years	25-29 Years	30 Years	30+ Years
Garden State	1,311 100%	76 6%	92 7%	104 8%	236 18%	109 8%	216 16%	329 25%	13 1%	74 6%	13 1%	36 3%	9 1%	3 0%	1 0%	0 0%
Mountainview	689 100%	105 15%	84 12%	80 12%	180 26%	62 9%	92 13%	84 12%	0 0%	1 0%	0 0%	0 0%	0 0%	0 0%	1 0%	0 0%
Wagner Main	574 100%	39 7%	27 5%	43 7%	92 16%	31 5%	99 17%	165 29%	8 1%	60 10%	2 0%	6 1%	1 0%	1 0%	0 0%	0 0%
Wagner Ad Seg	170 100%	15 9%	6 4%	7 4%	26 15%	10 6%	31 18%	49 29%	1 1%	21 12%	0 0%	3 2%	1 1%	0 0%	0 0%	0 0%
Wagner Minimum Units	97 100%	9 9%	10 10%	9 9%	21 22%	5 5%	9 9%	28 29%	0 0%	6 6%	0 0%	0 0%	0 0%	0 0%	0 0%	0 0%
Wagner Total	841 100%	63 7%	43 5%	59 7%	139 17%	46 5%	139 17%	242 29%	9 1%	87 10%	2 0%	9 1%	2 0%	1 0%	0 0%	0 0%
Total Youth	2,841 100%	244 9%	219 8%	243 9%	555 20%	217 8%	447 16%	655 23%	22 1%	162 6%	15 1%	45 2%	11 0%	4 0%	2 0%	0 0%

Offenders In Other Facilities By Mandatory Minimum Term

Institution	Total	< 18 Months	18 Months	2 Years	3 Years	4 Years	5 Years	6-9 Years	10 Years	11-14 Years	15 Years	16-19 Years	20-24 Years	25-29 Years	30 Years	30+ Years
Central Medical	8	0	0	0	4	1	1	1	0	0	0	0	0	0	1	0
	100%	0%	0%	0%	50%	13%	13%	13%	0%	0%	0%	0%	0%	0%	13%	0%
County Jail	111	14	8	13	36	9	13	13	1	2	1	0	0	1	0	0
	100%	13%	7%	12%	32%	8%	12%	12%	1%	2%	1%	0%	0%	1%	0%	0%
Halfway House	1,702	184	157	292	537	168	190	132	6	19	8	5	3	1	0	0
	100%	11%	9%	17%	32%	10%	11%	8%	0%	1%	0%	0%	0%	0%	0%	0%
Total Other Facilities	1,821	198	165	305	577	178	204	146	7	21	9	5	3	2	1	0
	100%	11%	9%	17%	32%	10%	11%	8%	0%	1%	0%	0%	0%	0%	0%	0%

YOUTH COMPLEX

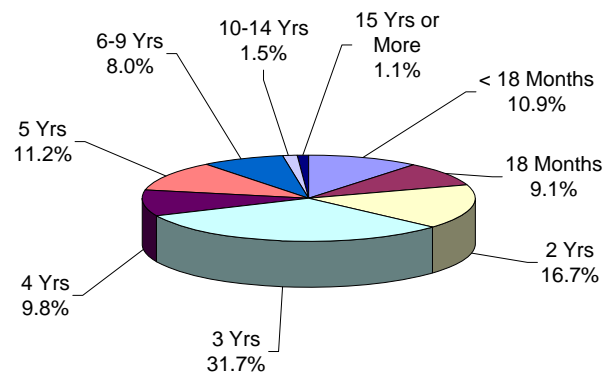


The median mandatory minimum term for youth complex offenders is 3.5 years.

Among youth complex offenders, 67% have mandatory minimum terms (2,841 of 4,235).

Of these, 68% have mandatory minimum terms of 5 years or less.

OFFENDERS IN OTHER FACILITIES



The median mandatory minimum term for inmates in 'other facilities' is 2.5 years.

Sixty percent (60%) of the offenders in 'other facilities' have mandatory minimum terms (1,821 of 3,034).

Of these, 89% have mandatory minimum terms of 5 years or less.