



# HEALTH ANNUAL STATEMENT

FOR THE YEAR ENDED DECEMBER 31, 2022  
OF THE CONDITION AND AFFAIRS OF THE

## AMERIGROUP New Jersey, Inc.

NAIC Group Code 0671 0671 NAIC Company Code 95373 Employer's ID Number 22-3375292  
(Current) (Prior)

Organized under the Laws of New Jersey, State of Domicile or Port of Entry NJ

Country of Domicile United States of America

Licensed as business type: Health Maintenance Organization

Is HMO Federally Qualified? Yes [ ] No [ X ]

Incorporated/Organized 04/03/1995 Commenced Business 02/01/1996

Statutory Home Office 101 Wood Avenue South, 8th Floor, Iselin, NJ, US 08830  
(Street and Number) (City or Town, State, Country and Zip Code)

Main Administrative Office 5800 Northampton Blvd  
(Street and Number)  
Norfolk, VA, US 23502, 800-331-1476  
(City or Town, State, Country and Zip Code) (Area Code) (Telephone Number)

Mail Address 5800 Northampton Blvd, Norfolk, VA, US 23502  
(Street and Number or P.O. Box) (City or Town, State, Country and Zip Code)

Primary Location of Books and Records 5800 Northampton Blvd  
(Street and Number)  
Norfolk, VA, US 23502, 800-331-1476  
(City or Town, State, Country and Zip Code) (Area Code) (Telephone Number)

Internet Website Address www.elevancehealth.com

Statutory Statement Contact Bette Lou Gronseth, 800-331-1476  
(Name) (Area Code) (Telephone Number)  
bette.gronseth@elevancehealth.com,   
(E-mail Address) (FAX Number)

### OFFICERS

Chairperson, President & CEO Teresa Thomas Hursey Treasurer Vincent Edward Scher  
 Secretary Kathleen Susan Kiefer Vice President Jennifer Ann Dewane #

### OTHER

Eric (Rick) Kenneth Noble, Assistant Treasurer

### DIRECTORS OR TRUSTEES

Teresa Thomas Hursey Ronald William Penczek Jennifer Ann Dewane #

State of Indiana SS  
 County of Johnson

The officers of this reporting entity being duly sworn, each depose and say that they are the described officers of said reporting entity, and that on the reporting period stated above, all of the herein described assets were the absolute property of the said reporting entity, free and clear from any liens or claims thereon, except as herein stated, and that this statement, together with related exhibits, schedules and explanations therein contained, annexed or referred to, is a full and true statement of all the assets and liabilities and of the condition and affairs of the said reporting entity as of the reporting period stated above, and of its income and deductions therefrom for the period ended, and have been completed in accordance with the NAIC Annual Statement Instructions and Accounting Practices and Procedures manual except to the extent that: (1) state law may differ; or, (2) that state rules or regulations require differences in reporting not related to accounting practices and procedures, according to the best of their information, knowledge and belief, respectively. Furthermore, the scope of this attestation by the described officers also includes the related corresponding electronic filing with the NAIC, when required, that is an exact copy (except for formatting differences due to electronic filing) of the enclosed statement. The electronic filing may be requested by various regulators in lieu of or in addition to the enclosed statement.

DocuSigned by:

*Teresa Thomas Hursey*

Teresa Thomas Hursey  
Chairperson, President & CEO

DocuSigned by:

*Vincent E. Scher*

Vincent Edward Scher  
Treasurer

DocuSigned by:

*Kathy Kiefer*

Kathleen Susan Kiefer  
Secretary

Subscribed and sworn to before me this  
14th day of February 2023

*Rita F. Gentry*

Rita F. Gentry  
 Executive Assistant  
 1/17/2029



- a. Is this an original filing? ..... Yes [ X ] No [ ]  
 b. If no,  
 1. State the amendment number.....  
 2. Date filed .....  
 3. Number of pages attached.....

**EXHIBIT 2 - ACCIDENT AND HEALTH PREMIUMS DUE AND UNPAID**

1 Name of Debtor	2 1 - 30 Days	3 31 - 60 Days	4 61 - 90 Days	5 Over 90 Days	6 Nonadmitted	7 Admitted
0199999 Total individuals.....						
Group Subscribers:						
0299998. Premiums due and unpaid not individually listed						
0299999. Total group	0	0	0	0	0	0
0399999. Premiums due and unpaid from Medicare entities	374,312	4,943	4,578	70,690		454,523
0499999. Premiums due and unpaid from Medicaid entities	13,168,184	2,863,457	912,821			16,944,462
.....						
.....						
.....						
.....						
.....						
.....						
.....						
.....						
.....						
.....						
.....						
.....						
.....						
.....						
.....						
.....						
.....						
0599999 Accident and health premiums due and unpaid (Page 2, Line 15)	13,542,496	2,868,400	917,399	70,690	0	17,398,985



**EXHIBIT 3A - ANALYSIS OF HEALTH CARE RECEIVABLES COLLECTED AND ACCRUED**

Type of Health Care Receivable	Health Care Receivables Collected or Offset During the Year		Health Care Receivables Accrued as of December 31 of Current Year		5 Health Care Receivables from Prior Years (Columns 1 + 3)	6 Estimated Health Care Receivables Accrued as of December 31 of Prior Year
	1 On Amounts Accrued Prior to January 1 of Current Year	2 On Amounts Accrued During the Year	3 On Amounts Accrued December 31 of Prior Year	4 On Amounts Accrued During the Year		
1. Pharmaceutical rebate receivables .....	4,682,781	53,843,452	0	5,968,345	4,682,781	4,682,781
2. Claim overpayment receivables .....	5,384,289	3,661,111	2,087,322	9,864,561	7,471,611	7,029,767
3. Loans and advances to providers .....			3,985,906	1,615,478	3,985,906	3,985,906
4. Capitation arrangement receivables .....					0	0
5. Risk sharing receivables .....					0	0
6. Other health care receivables.....	23,652	2,154,619		11,672	23,652	23,652
7. Totals (Lines 1 through 6)	10,090,722	59,659,182	6,073,228	17,460,056	16,163,950	15,722,106

Note that the accrued amounts in Columns 3, 4, and 6 are the total health care receivables, not just the admitted portion.



**EXHIBIT 5 - AMOUNTS DUE FROM PARENT, SUBSIDIARIES AND AFFILIATES**

1 Name of Affiliate	2 1 - 30 Days	3 31 - 60 Days	4 61 - 90 Days	5 Over 90 Days	6 Nonadmitted	Admitted	
						7 Current	8 Non-Current
<b>NONE</b>							
0399999 Total gross amounts receivable							



**EXHIBIT 7 PART 1- SUMMARY OF TRANSACTIONS WITH PROVIDERS**

Payment Method	1 Direct Medical Expense Payment	2 Column 1 as a % of Total Payments	3 Total Members Covered	4 Column 3 as a % of Total Members	5 Column 1 Expenses Paid to Affiliated Providers	6 Column 1 Expenses Paid to Non-Affiliated Providers
<b>Capitation Payments:</b>						
1. Medical groups .....	8,164,686	0.4	279,670	100.0		8,164,686
2. Intermediaries .....	46,933,523	2.3	279,670	100.0		46,933,523
3. All other providers .....	6,104,455	0.3	279,670	100.0		6,104,455
4. Total capitation payments .....	61,202,664	3.0	839,010	300.0	0	61,202,664
<b>Other Payments:</b>						
5. Fee-for-service .....	155,523,535	7.7	XXX	XXX		155,523,535
6. Contractual fee payments .....	925,801,396	45.7	XXX	XXX		925,801,396
7. Bonus/withhold arrangements - fee-for-service .....	0	0.0	XXX	XXX		0
8. Bonus/withhold arrangements - contractual fee payments .....	882,869,393	43.6	XXX	XXX		882,869,393
9. Non-contingent salaries .....	0	0.0	XXX	XXX		0
10. Aggregate cost arrangements .....	0	0.0	XXX	XXX		0
11. All other payments .....	0	0.0	XXX	XXX		0
12. Total other payments .....	1,964,194,324	97.0	XXX	XXX	0	1,964,194,324
13. TOTAL (Line 4 plus Line 12)	2,025,396,988	100%	XXX	XXX	0	2,025,396,988

**EXHIBIT 7 - PART 2 - SUMMARY OF TRANSACTIONS WITH INTERMEDIARIES**

1 NAIC Code	2 Name of Intermediary	3 Capitation Paid	4 Average Monthly Capitation	5 Intermediary's Total Adjusted Capital	6 Intermediary's Authorized Control Level RBC
	Block Vision of New Jersey Inc .....	4,927,409			
	Liberty Dental Plan of NJ Inc .....	42,006,114			
9999999 Totals		46,933,523	XXX	XXX	XXX



**EXHIBIT 8 - FURNITURE, EQUIPMENT AND SUPPLIES OWNED**

Description	1 Cost	2 Improvements	3 Accumulated Depreciation	4 Book Value Less Encumbrances	5 Assets Not Admitted	6 Net Admitted Assets
1. Administrative furniture and equipment .....	1,548,966		1,547,984	982	982	
2. Medical furniture, equipment and fixtures .....						
3. Pharmaceuticals and surgical supplies .....						
4. Durable medical equipment .....						
5. Other property and equipment	3,123,053	183,147	3,148,328	157,872	157,872	
6. Total	4,672,019	183,147	4,696,312	158,854	158,854	0



ANNUAL STATEMENT FOR THE YEAR 2022 OF THE Amerigroup New Jersey, Inc.

**EXHIBIT OF PREMIUMS, ENROLLMENT AND UTILIZATION (a)**

REPORT FOR: 1. CORPORATION

AMERIGROUP New Jersey, Inc.

2. Iselin, NJ

NAIC Group Code	0671	BUSINESS IN THE STATE OF New Jersey											(LOCATION)					
		Comprehensive (Hospital & Medical)		4	5	6	7	8	9	10	11	12	13	14	DURING THE YEAR 2022		NAIC Company Code	95373
		2	3												Medicare Supplement	Vision Only	Dental Only	Federal Employees Health Benefits Plan
Total	Individual	Group																
<b>Total Members at end of:</b>																		
1. Prior Year	268,026	18,635						24,483	224,908									
2. First Quarter	272,163	19,006	0	0	0	0	0	26,154	227,003	0	0	0	0	0	0	0	0	0
3. Second Quarter	275,252	19,512	0	0	0	0	0	26,840	228,900	0	0	0	0	0	0	0	0	0
4. Third Quarter	277,695	20,104	0	0	0	0	0	27,495	230,096	0	0	0	0	0	0	0	0	0
5. Current Year	279,670	20,489	0	0	0	0	0	27,770	231,411	0	0	0	0	0	0	0	0	0
6. Current Year Member Months	3,258,067	233,982	0	0	0	0	0	297,570	2,726,515	0	0	0	0	0	0	0	0	0
<b>Total Member Ambulatory Encounters for Year:</b>																		
7. Physician	1,909,703	71,733	0	0	0	0	0	576,189	1,261,781	0	0	0	0	0	0	0	0	0
8. Non-Physician	4,494,815	72,017	0	0	0	0	0	1,697,088	2,725,710	0	0	0	0	0	0	0	0	0
9. Total	6,404,518	143,750	0	0	0	0	0	2,273,277	3,987,491	0	0	0	0	0	0	0	0	0
10. Hospital Patient Days Incurred	202,091	797	0	0	0	0	0	76,111	125,183	0	0	0	0	0	0	0	0	0
11. Number of Inpatient Admissions	32,086	154	0	0	0	0	0	8,761	23,171	0	0	0	0	0	0	0	0	0
12. Health Premiums Written (b)	2,372,259,998	43,442,747	0	0	0	0	0	664,372,746	1,664,444,505	0	0	0	0	0	0	0	0	0
13. Life Premiums Direct	0	0	0	0	0	0	0	0	0	0	0	0	0	0	0	0	0	0
14. Property/Casualty Premiums Written	0	0	0	0	0	0	0	0	0	0	0	0	0	0	0	0	0	0
15. Health Premiums Earned	2,358,151,343	43,558,027	0	0	0	0	0	660,046,366	1,654,546,950	0	0	0	0	0	0	0	0	0
16. Property/Casualty Premiums Earned	0	0	0	0	0	0	0	0	0	0	0	0	0	0	0	0	0	0
17. Amount Paid for Provision of Health Care Services	2,025,396,988	32,635,907	0	0	0	0	0	570,821,402	1,421,939,679	0	0	0	0	0	0	0	0	0
18. Amount Incurred for Provision of Health Care Services	2,014,156,919	34,028,127	0	0	0	0	0	571,996,274	1,408,132,518	0	0	0	0	0	0	0	0	0

(a) For health business: number of persons insured under PPO managed care products ..... and number of persons insured under indemnity only products .....

(b) For health premiums written: amount of Medicare Title XVIII exempt from state taxes or fees \$ ..... 664,372,746

30 NJ



ANNUAL STATEMENT FOR THE YEAR 2022 OF THE Amerigroup New Jersey, Inc.

**EXHIBIT OF PREMIUMS, ENROLLMENT AND UTILIZATION (a)**

REPORT FOR: 1. CORPORATION

AMERIGROUP New Jersey, Inc.

2. Iselin, NJ

NAIC Group Code	0671	BUSINESS IN THE STATE OF		Grand Total	DURING THE YEAR										(LOCATION)				
		Comprehensive (Hospital & Medical)			4	5	6	7	8	9	10	11	12	13	14	NAIC Company Code 95373			
		2	3													Medicare Supplement	Vision Only	Dental Only	Federal Employees Health Benefits Plan
Total	Individual	Group																	
<b>Total Members at end of:</b>																			
1. Prior Year	268,026	18,635	0	0	0	0	0	0	24,483	224,908	0	0	0	0	0	0	0		
2. First Quarter	272,163	19,006	0	0	0	0	0	0	26,154	227,003	0	0	0	0	0	0	0		
3. Second Quarter	275,252	19,512	0	0	0	0	0	0	26,840	228,900	0	0	0	0	0	0	0		
4. Third Quarter	277,695	20,104	0	0	0	0	0	0	27,495	230,096	0	0	0	0	0	0	0		
5. Current Year	279,670	20,489	0	0	0	0	0	0	27,770	231,411	0	0	0	0	0	0	0		
6. Current Year Member Months	3,258,067	233,982	0	0	0	0	0	0	297,570	2,726,515	0	0	0	0	0	0	0		
<b>Total Member Ambulatory Encounters for Year:</b>																			
7. Physician	1,909,703	71,733	0	0	0	0	0	0	576,189	1,261,781	0	0	0	0	0	0	0		
8. Non-Physician	4,494,815	72,017	0	0	0	0	0	0	1,697,088	2,725,710	0	0	0	0	0	0	0		
9. Total	6,404,518	143,750	0	0	0	0	0	0	2,273,277	3,987,491	0	0	0	0	0	0	0		
10. Hospital Patient Days Incurred	202,091	797	0	0	0	0	0	0	76,111	125,183	0	0	0	0	0	0	0		
11. Number of Inpatient Admissions	32,086	154	0	0	0	0	0	0	8,761	23,171	0	0	0	0	0	0	0		
12. Health Premiums Written (b)	2,372,259,998	43,442,747	0	0	0	0	0	0	664,372,746	1,664,444,505	0	0	0	0	0	0	0		
13. Life Premiums Direct	0	0	0	0	0	0	0	0	0	0	0	0	0	0	0	0	0		
14. Property/Casualty Premiums Written	0	0	0	0	0	0	0	0	0	0	0	0	0	0	0	0	0		
15. Health Premiums Earned	2,358,151,343	43,558,027	0	0	0	0	0	0	660,046,366	1,654,546,950	0	0	0	0	0	0	0		
16. Property/Casualty Premiums Earned	0	0	0	0	0	0	0	0	0	0	0	0	0	0	0	0	0		
17. Amount Paid for Provision of Health Care Services	2,025,396,988	32,635,907	0	0	0	0	0	0	570,821,402	1,421,939,679	0	0	0	0	0	0	0		
18. Amount Incurred for Provision of Health Care Services	2,014,156,919	34,028,127	0	0	0	0	0	0	571,996,274	1,408,132,518	0	0	0	0	0	0	0		

(a) For health business: number of persons insured under PPO managed care products .....0 and number of persons insured under indemnity only products .....0 .

(b) For health premiums written: amount of Medicare Title XVIII exempt from state taxes or fees \$ ..... 664,372,746

30 GT

Schedule S - Part 1 - Section 2

**NONE**

Schedule S - Part 2

**NONE**

Schedule S - Part 3 - Section 2

**NONE**

Schedule S - Part 4

**NONE**

Schedule S - Part 4 - Bank Footnote

**NONE**

Schedule S - Part 5

**NONE**

Schedule S - Part 5 - Bank Footnote

**NONE**

Schedule S - Part 6

**NONE**

**SCHEDULE S - PART 7**

Restatement of Balance Sheet to Identify Net Credit For Ceded Reinsurance

	1 As Reported (net of ceded)	2 Restatement Adjustments	3 Restated (gross of ceded)
<b>ASSETS (Page 2, Col. 3)</b>			
1. Cash and invested assets (Line 12) .....	720,263,393		720,263,393
2. Accident and health premiums due and unpaid (Line 15) .....	37,161,384		37,161,384
3. Amounts recoverable from reinsurers (Line 16.1) .....	0		0
4. Net credit for ceded reinsurance .....	XXX	0	0
5. All other admitted assets (Balance) .....	16,046,453		16,046,453
6. Total assets (Line 28)	773,471,230	0	773,471,230
<b>LIABILITIES, CAPITAL AND SURPLUS (Page 3)</b>			
7. Claims unpaid (Line 1) .....	202,594,499		202,594,499
8. Accrued medical incentive pool and bonus payments (Line 2) .....	17,164,372		17,164,372
9. Premiums received in advance (Line 8) .....	986		986
10. Funds held under reinsurance treaties with authorized and unauthorized reinsurers (Line 19 first inset amount plus second inset amount) .....	0		0
11. Reinsurance in unauthorized companies (Line 20 minus inset amount) .....	0		0
12. Reinsurance with Certified Reinsurers (Line 20 inset amount) .....	0		0
13. Funds held under reinsurance treaties with Certified Reinsurers (Line 19 third inset amount) .....	0		0
14. All other liabilities (Balance) .....	272,355,498		272,355,498
15. Total liabilities (Line 24) .....	492,115,355	0	492,115,354
16. Total capital and surplus (Line 33) .....	281,355,875	XXX	281,355,875
17. Total liabilities, capital and surplus (Line 34)	773,471,230	0	773,471,230
<b>NET CREDIT FOR CEDED REINSURANCE</b>			
18. Claims unpaid .....	0		
19. Accrued medical incentive pool .....	0		
20. Premiums received in advance .....	0		
21. Reinsurance recoverable on paid losses .....	0		
22. Other ceded reinsurance recoverables .....	0		
23. Total ceded reinsurance recoverables .....	0		
24. Premiums receivable .....	0		
25. Funds held under reinsurance treaties with authorized and unauthorized reinsurers .....	0		
26. Unauthorized reinsurance .....	0		
27. Reinsurance with Certified Reinsurers .....	0		
28. Funds held under reinsurance treaties with Certified Reinsurers .....	0		
29. Other ceded reinsurance payables/offsets .....	0		
30. Total ceded reinsurance payables/offsets .....	0		
31. Total net credit for ceded reinsurance	0		

Schedule T - Part 2 - Interstate Compact

**N O N E**

ANNUAL STATEMENT FOR THE YEAR 2022 OF THE Amerigroup New Jersey, Inc.

**SCHEDULE Y**  
**PART 1A - DETAIL OF INSURANCE HOLDING COMPANY SYSTEM**

1	2	3	4	5	6	7	8	9	10	11	12	13	14	15	16
Group Code	Group Name	NAIC Company Code	ID Number	Federal RSSD	CIK	Name of Securities Exchange if Publicly Traded (U.S. or International)	Names of Parent, Subsidiaries Or Affiliates	Domiciliary Location	Relationship to Reporting Entity	Directly Controlled by (Name of Entity/Person)	Type of Control (Ownership, Board, Management, Attorney-in-Fact, Influence, Other)	If Control is Ownership Provide Percentage	Ultimate Controlling Entity(ies)/Person(s)	Is an SCA Filing Required? (Yes/No)	*
.0671	Elevance Health, Inc.		66-0693660		0001156039		Advantage Medical Group, LLC	..PR	..NIA	PHM MultiSalud, LLC	Ownership	100.000	Elevance Health, Inc.	..NO	
.0671	Elevance Health, Inc.		66-0626908		0001156039		Alianza Medicos del SurEste, LLC	..PR	..NIA	PHM MultiSalud, LLC	Ownership	100.000	Elevance Health, Inc.	..NO	
.0671	Elevance Health, Inc.		84-2239629		0001156039		Alliance Care Management, LLC	..DE	..NIA	HealthPlus HP, LLC	Ownership	100.000	Elevance Health, Inc.	..NO	
.0671	Elevance Health, Inc.		36-3692630		0001156039		American Imaging Management, Inc. AMERIGROUP Community Care of New Mexico, Inc.	..IL	..NIA	Imaging Management Holdings, L.L.C.	Ownership	100.000	Elevance Health, Inc.	..NO	
.0671	Elevance Health, Inc.	12354	20-2073598		0001156039		AMERIGROUP Corporation	..NM	..IA	AMERIGROUP Corporation	Ownership	100.000	Elevance Health, Inc.	..NO	
.0671	Elevance Health, Inc.		54-1739323		0001156039		AMERIGROUP Delaware, Inc.	..DE	..UDP	ATH Holding Company, LLC	Ownership	100.000	Elevance Health, Inc.	..NO	
.0671	Elevance Health, Inc.		82-1800037		0001156039		AMERIGROUP District of Columbia, Inc.	..DC	..NIA	Anthem Partnership Holding Company, LLC	Ownership	100.000	Elevance Health, Inc.	..NO	
.0671	Elevance Health, Inc.	16168	81-4131800		0001156039		Amerigroup Insurance Company	..TX	..IA	AMERIGROUP Corporation	Ownership	100.000	Elevance Health, Inc.	..NO	
.0671	Elevance Health, Inc.	14078	45-2485907		0001156039		AMERIGROUP Iowa, Inc.	..IA	..IA	AMERIGROUP Corporation	Ownership	100.000	Elevance Health, Inc.	..NO	
.0671	Elevance Health, Inc.	15807	47-3863197		0001156039		Amerigroup IPA of New York, LLC	..NY	..NIA	CareMore, LLC	Ownership	100.000	Elevance Health, Inc.	..NO	
.0671	Elevance Health, Inc.	95832	51-0387398		0001156039		AMERIGROUP Maryland, Inc.	..MD	..IA	AMERIGROUP Corporation	Ownership	100.000	Elevance Health, Inc.	..NO	
.0671	Elevance Health, Inc.	16145	81-4626605		0001156039		Amerigroup Mississippi, Inc.	..MS	..IA	Anthem Partnership Holding Company, LLC	Ownership	100.000	Elevance Health, Inc.	..NO	
.0671	Elevance Health, Inc.	95373	22-3375292		0001156039		AMERIGROUP New Jersey, Inc.	..NJ	..RE	AMERIGROUP Corporation	Ownership	100.000	Elevance Health, Inc.	..NO	
.0671	Elevance Health, Inc.	10767	13-4212818		0001156039		AMERIGROUP Ohio, Inc.	..OH	..IA	AMERIGROUP Corporation	Ownership	100.000	Elevance Health, Inc.	..NO	
.0671	Elevance Health, Inc.		81-2781685		0001156039		AMERIGROUP Oklahoma, Inc.	..OK	..NIA	AMERIGROUP Corporation	Ownership	100.000	Elevance Health, Inc.	..NO	
.0671	Elevance Health, Inc.		36-3897080		0001156039		Amerigroup Partnership Plan, LLC	..IL	..NIA	Health Ventures Partner, L.L.C.	Ownership	75.000	Elevance Health, Inc.	..NO	
.0671	Elevance Health, Inc.		36-3897080		0001156039		Amerigroup Partnership Plan, LLC	..IL	..NIA	UNICARE Illinois Services, Inc.	Ownership	25.000	Elevance Health, Inc.	..NO	
.0671	Elevance Health, Inc.	16339	82-3734368		0001156039		Amerigroup Pennsylvania, Inc.	..PA	..IA	AMERIGROUP Corporation	Ownership	100.000	Elevance Health, Inc.	..NO	
.0671	Elevance Health, Inc.	12941	20-4776597		0001156039		AMERIGROUP Tennessee, Inc.	..TN	..IA	AMERIGROUP Corporation	Ownership	100.000	Elevance Health, Inc.	..NO	
.0671	Elevance Health, Inc.	95314	75-2603231		0001156039		AMERIGROUP Texas, Inc.	..TX	..IA	AMERIGROUP Corporation	Ownership	100.000	Elevance Health, Inc.	..NO	
.0671	Elevance Health, Inc.	14073	27-3510384		0001156039		AMERIGROUP Washington, Inc.	..WA	..IA	AMERIGROUP Corporation	Ownership	100.000	Elevance Health, Inc.	..NO	
.0671	Elevance Health, Inc.	12229	06-1696189		0001156039		AMGP Georgia Managed Care Company, Inc.	..GA	..IA	AMERIGROUP Corporation	Ownership	100.000	Elevance Health, Inc.	..NO	
.0671	Elevance Health, Inc.	16774	84-4181695		0001156039		AMH Health Plans of Maine, Inc.	..ME	..IA	AMH Health, LLC	Ownership	100.000	Elevance Health, Inc.	..NO	
.0671	Elevance Health, Inc.	16553	83-2435050		0001156039		AMH Health, LLC	..ME	..IA	Anthem Partnership Holding Company, LLC	Ownership	50.000	Elevance Health, Inc.	..NO	0105
.0671	Elevance Health, Inc.	62825	95-4331852		0001156039		Anthem Blue Cross Life and Health Insurance Company	..CA	..IA	WellPoint California Services, Inc.	Ownership	100.000	Elevance Health, Inc.	..NO	
.0671	Elevance Health, Inc.		35-1898945		0001156039		Anthem Financial, Inc.	..DE	..NIA	Associated Group, Inc.	Ownership	100.000	Elevance Health, Inc.	..NO	
.0671	Elevance Health, Inc.	95120	61-1237516		0001156039		Anthem Health Plans of Kentucky, Inc.	..KY	..IA	ATH Holding Company, LLC	Ownership	100.000	Elevance Health, Inc.	..NO	
.0671	Elevance Health, Inc.	52618	31-1705652		0001156039		Anthem Health Plans of Maine, Inc.	..ME	..IA	ATH Holding Company, LLC	Ownership	100.000	Elevance Health, Inc.	..NO	
.0671	Elevance Health, Inc.	53759	02-0510530		0001156039		Anthem Health Plans of New Hampshire, Inc.	..NH	..IA	ATH Holding Company, LLC	Ownership	100.000	Elevance Health, Inc.	..NO	
.0671	Elevance Health, Inc.	71835	54-0357120	40003317	0001156039		Anthem Health Plans of Virginia, Inc.	..VA	..IA	Anthem Southeast, Inc.	Ownership	100.000	Elevance Health, Inc.	..NO	
.0671	Elevance Health, Inc.	60217	06-1475928		0001156039		Anthem Holding Corp.	..CT	..IA	ATH Holding Company, LLC	Ownership	100.000	Elevance Health, Inc.	..NO	
.0671	Elevance Health, Inc.		61-1459939		0001156039		Anthem Insurance Companies, Inc.	..IN	..NIA	Elevance Health, Inc.	Ownership	100.000	Elevance Health, Inc.	..NO	
.0671	Elevance Health, Inc.	28207	35-0781558		0001156039		Anthem Kentucky Managed Care Plan, Inc.	..IN	..IA	Elevance Health, Inc.	Ownership	100.000	Elevance Health, Inc.	..NO	
.0671	Elevance Health, Inc.	15543	47-0928559		0001156039		Anthem Life & Disability Insurance Company	..KY	..IA	ATH Holding Company, LLC	Ownership	100.000	Elevance Health, Inc.	..NO	
.0671	Elevance Health, Inc.	13573	20-5876774		0001156039		Anthem Life Insurance Company	..NY	..IA	WellPoint Acquisition, LLC	Ownership	100.000	Elevance Health, Inc.	..NO	
.0671	Elevance Health, Inc.	61069	35-0980405		0001156039		Anthem Life Insurance Company	..IN	..IA	Rocky Mountain Hospital and Medical Service, Inc.	Ownership	100.000	Elevance Health, Inc.	..NO	
.0671	Elevance Health, Inc.		81-3974489		0001156039		Anthem Partnership Holding Company, LLC	..IN	..NIA	Elevance Health, Inc.	Ownership	100.000	Elevance Health, Inc.	..NO	
.0671	Elevance Health, Inc.		32-0031791		0001156039		Anthem Southeast, Inc.	..IN	..NIA	Elevance Health, Inc.	Ownership	100.000	Elevance Health, Inc.	..NO	
.0671	Elevance Health, Inc.		35-2129194		0001156039		Anthem UM Services, Inc.	..IN	..NIA	UNICARE Specialty Services, Inc.	Ownership	100.000	Elevance Health, Inc.	..NO	
.0671	Elevance Health, Inc.		30-0606541		0001156039		Anthem Workers' Compensation, LLC	..IN	..NIA	Anthem Blue Cross Life and Health Insurance Company	Ownership	75.000	Elevance Health, Inc.	..NO	
.0671	Elevance Health, Inc.		30-0606541		0001156039		Anthem Workers' Compensation, LLC	..IN	..NIA	HealthLink, Inc.	Ownership	25.000	Elevance Health, Inc.	..NO	
.0671	Elevance Health, Inc.	16298	82-3062789		0001156039		APC Passe, LLC	..AR	..NIA	Anthem Partnership Holding Company, LLC	Ownership	49.000	Elevance Health, Inc.	..NO	0113
.0671	Elevance Health, Inc.		80-0531799		0001156039		Applied Pathways, LLC	..IL	..NIA	American Imaging Management, Inc.	Ownership	53.520	Elevance Health, Inc.	..NO	
.0671	Elevance Health, Inc.		80-0531799		0001156039		Applied Pathways, LLC	..IL	..NIA	HEP AP Holdings, Inc.	Ownership	46.480	Elevance Health, Inc.	..NO	

ANNUAL STATEMENT FOR THE YEAR 2022 OF THE Amerigroup New Jersey, Inc.

**SCHEDULE Y**  
**PART 1A - DETAIL OF INSURANCE HOLDING COMPANY SYSTEM**

1	2	3	4	5	6	7	8	9	10	11	12	13	14	15	16
Group Code	Group Name	NAIC Company Code	ID Number	Federal RSSD	CIK	Name of Securities Exchange if Publicly Traded (U.S. or International)	Names of Parent, Subsidiaries Or Affiliates	Domiciliary Location	Relationship to Reporting Entity	Directly Controlled by (Name of Entity/Person)	Type of Control (Ownership, Board, Management, Attorney-in-Fact, Influence, Other)	If Control is Ownership Provide Percentage	Ultimate Controlling Entity(ies)/Person(s)	Is an SCA Filing Required? (Yes/No)	*
.0671	Elevance Health, Inc.		87-4518697		0001156039		APR, LLC	IN	NIA	ATH Holding Company, LLC	Ownership	100.000	Elevance Health, Inc.	NO	
.0671	Elevance Health, Inc.		95-4640529		0001156039		Arcus Enterprises, Inc.	DE	NIA	Anthem Holding Corp.	Ownership	100.000	Elevance Health, Inc.	NO	
.0671	Elevance Health, Inc.		90-1057454		0001156039		Aspire Health, Inc.	DE	NIA	Nash Holding Company, LLC	Ownership	100.000	Elevance Health, Inc.	NO	
.0671	Elevance Health, Inc.		35-1292384		0001156039		Associated Group, Inc.	IN	NIA	Anthem Insurance Companies, Inc.	Ownership	100.000	Elevance Health, Inc.	NO	
.0671	Elevance Health, Inc.		11-3713086		0001156039		ATH Holding Company, LLC	IN	UIP	Elevance Health, Inc.	Ownership	100.000	Elevance Health, Inc.	NO	
.0671	Elevance Health, Inc.		27-4004185		0001156039		Beacon CBM LLC	DE	NIA	Beacon Health Financing LLC	Ownership	100.000	Elevance Health, Inc.	NO	
.0671	Elevance Health, Inc.		27-4607996		0001156039		Beacon Health Financing LLC	DE	NIA	Beacon Health Holdings LLC	Ownership	100.000	Elevance Health, Inc.	NO	
.0671	Elevance Health, Inc.		80-0429754		0001156039		Beacon Health Holdings, LLC	DE	NIA	FHC Health Systems, Inc.	Ownership	100.000	Elevance Health, Inc.	NO	
.0671	Elevance Health, Inc.		82-5334761		0001156039		Beacon Health Options Care Services, Inc.	DE	NIA	FHC Health Systems, Inc.	Ownership	100.000	Elevance Health, Inc.	NO	
.0671	Elevance Health, Inc.		80-0427425		0001156039		Beacon Health Options Holdco, Inc.	DE	NIA	BVO Holdings, LLC	Ownership	100.000	Elevance Health, Inc.	NO	
.0671	Elevance Health, Inc.		95-4297571		0001156039		Beacon Health Options of California, Inc.	CA	IA	Beacon Health Options, Inc.	Ownership	100.000	Elevance Health, Inc.	NO	0101
.0671	Elevance Health, Inc.	47025	23-2918735		0001156039		Beacon Health Options of Pennsylvania, Inc.	PA	IA	Beacon Health Options, Inc.	Ownership	100.000	Elevance Health, Inc.	NO	
.0671	Elevance Health, Inc.		54-1414194		0001156039		Beacon Health Options, Inc.	VA	NIA	FHC Health Systems, Inc.	Ownership	100.000	Elevance Health, Inc.	NO	
.0671	Elevance Health, Inc.		04-3324848		0001156039		Beacon Health Strategies LLC	MA	NIA	Beacon Health Financing LLC	Ownership	100.000	Elevance Health, Inc.	NO	
.0671	Elevance Health, Inc.		47-1871128		0001156039		Beacon Health Vista Parent, Inc.	DE	NIA	Beacon Health Options Holdco, Inc.	Ownership	100.000	Elevance Health, Inc.	NO	
.0671	Elevance Health, Inc.		46-2507551		0001156039		Beacon Plan Funding, LLC	DE	NIA	Beacon Health Financing LLC	Ownership	100.000	Elevance Health, Inc.	NO	
.0671	Elevance Health, Inc.		66-0957393		0001156039		Best Transportation, LLC	PR	NIA	MM Transportation, LLC	Ownership	51.000	Elevance Health, Inc.	NO	
.0671	Elevance Health, Inc.		45-5208205		0001156039		BHS IPA, LLC	NY	NIA	Beacon Health Strategies LLC	Ownership	100.000	Elevance Health, Inc.	NO	
.0671	Elevance Health, Inc.	96962	58-1638390		0001156039		Blue Cross Blue Shield Healthcare Plan of Georgia, Inc.	GA	IA	Cerulean Companies, Inc.	Ownership	100.000	Elevance Health, Inc.	NO	
.0671	Elevance Health, Inc.	54003	39-0138065		0001156039		Blue Cross Blue Shield of Wisconsin	WI	IA	Crossroads Acquisition Corp.	Ownership	100.000	Elevance Health, Inc.	NO	
.0671	Elevance Health, Inc.		95-3760980		0001156039		Blue Cross of California	CA	IA	WellPoint California Services, Inc.	Ownership	100.000	Elevance Health, Inc.	NO	0101
.0671	Elevance Health, Inc.		20-2994048		0001156039		Blue Cross of California Partnership Plan, Inc.	CA	IA	Blue Cross of California	Ownership	100.000	Elevance Health, Inc.	NO	0101
.0671	Elevance Health, Inc.		47-2272036		0001156039		BVO Holdings, LLC	DE	NIA	Elevance Health, Inc.	Ownership	100.000	Elevance Health, Inc.	NO	
.0671	Elevance Health, Inc.		98-1492098		0001156039		Carelon Digital Platforms Israel Ltd.	ISR	NIA	Carelon Holdings I, Inc.	Ownership	100.000	Elevance Health, Inc.	NO	
.0671	Elevance Health, Inc.		84-1782311		0001156039		Carelon Digital Platforms, Inc.	IN	NIA	ATH Holding Company, LLC	Ownership	100.000	Elevance Health, Inc.	NO	
.0671	Elevance Health, Inc.		46-0613946		0001156039		Carelon Employment Company, LLC	IN	NIA	The Elevance Health Companies, Inc.	Ownership	100.000	Elevance Health, Inc.	NO	
.0671	Elevance Health, Inc.		98-1397080		0001156039		Carelon Global Solutions India LLP	IN	NIA	Carelon Holdings I, Inc.	Ownership	99.000	Elevance Health, Inc.	NO	
.0671	Elevance Health, Inc.		98-1397080		0001156039		Carelon Global Solutions India LLP	IN	NIA	Carelon Holdings II, LLC	Ownership	1.000	Elevance Health, Inc.	NO	
.0671	Elevance Health, Inc.		82-3030791		0001156039		Carelon Holdings I, Inc.	IN	NIA	Elevance Health, Inc.	Ownership	100.000	Elevance Health, Inc.	NO	
.0671	Elevance Health, Inc.		82-3031178		0001156039		Carelon Holdings II, LLC	IN	NIA	Carelon Holdings I, Inc.	Ownership	100.000	Elevance Health, Inc.	NO	
.0671	Elevance Health, Inc.		82-3027094		0001156039		Carelon Holdings, Inc.	IN	NIA	Elevance Health, Inc.	Ownership	100.000	Elevance Health, Inc.	NO	
.0671	Elevance Health, Inc.		82-3300542		0001156039		Carelon Insights, Inc.	IN	NIA	Carelon Holdings, Inc.	Ownership	100.000	Elevance Health, Inc.	NO	
.0671	Elevance Health, Inc.		47-3025203		0001156039		Carelon Rx Pharmacy, Inc.	DE	NIA	IngenioRx, Inc.	Ownership	100.000	Elevance Health, Inc.	NO	
.0671	Elevance Health, Inc.		86-2365191		0001156039		CareMore Health IPA of New York, Inc.	NY	NIA	CareMore Health System	Ownership	100.000	Elevance Health, Inc.	NO	
.0671	Elevance Health, Inc.		92-0997812		0001156039		Caremore Health of Arizona, Inc.	AZ	NIA	CareMore Health System	Ownership	100.000	Elevance Health, Inc.	NO	
.0671	Elevance Health, Inc.		95-4694706		0001156039		Caremore Health Plan	CA	IA	CareMore Health System	Ownership	100.000	Elevance Health, Inc.	NO	0101
.0671	Elevance Health, Inc.	13562	38-3795280		0001156039		CareMore Health Plan of Arizona, Inc.	AZ	IA	CareMore Health System	Ownership	100.000	Elevance Health, Inc.	NO	
.0671	Elevance Health, Inc.	13605	26-4001602		0001156039		Caremore Health Plan of Nevada	NV	IA	CareMore Health System	Ownership	100.000	Elevance Health, Inc.	NO	
.0671	Elevance Health, Inc.		27-1625392		0001156039		Caremore Health Plan of Texas, Inc.	TX	NIA	CareMore Health System	Ownership	100.000	Elevance Health, Inc.	NO	
.0671	Elevance Health, Inc.		20-2076421		0001156039		Caremore Health System	CA	NIA	ATH Holding Company, LLC	Ownership	100.000	Elevance Health, Inc.	NO	
.0671	Elevance Health, Inc.		32-0373216		0001156039		Caremore, LLC	IN	NIA	CareMore Health System	Ownership	100.000	Elevance Health, Inc.	NO	
.0671	Elevance Health, Inc.		66-0787011		0001156039		Caribbean Accountable Care, LLC	PR	NIA	MSO of Puerto Rico, LLC	Ownership	100.000	Elevance Health, Inc.	NO	
.0671	Elevance Health, Inc.		66-0554720		0001156039		Castellana Physician Services, LLC	PR	NIA	IPA Holdings, LLC	Ownership	100.000	Elevance Health, Inc.	NO	
.0671	Elevance Health, Inc.	16345	82-1853423		0001156039		CCHA, LLC	CO	IA	Anthem Partnership Holding Company, LLC	Ownership	50.000	Elevance Health, Inc.	NO	0102
.0671	Elevance Health, Inc.		66-0695526		0001156039		Centros de Medicina Primaria Advantage del Norte, LLC	PR	NIA	PHM MultiSalud, LLC	Ownership	100.000	Elevance Health, Inc.	NO	
.0671	Elevance Health, Inc.		66-0519243		0001156039		Centros Medicina Familiar del Norte, LLC	PR	NIA	PHM MultiSalud, LLC	Ownership	100.000	Elevance Health, Inc.	NO	



ANNUAL STATEMENT FOR THE YEAR 2022 OF THE Amerigroup New Jersey, Inc.

**SCHEDULE Y**  
**PART 1A - DETAIL OF INSURANCE HOLDING COMPANY SYSTEM**

1	2	3	4	5	6	7	8	9	10	11	12	13	14	15	16
Group Code	Group Name	NAIC Company Code	ID Number	Federal RSSD	CIK	Name of Securities Exchange if Publicly Traded (U.S. or International)	Names of Parent, Subsidiaries Or Affiliates	Domi-ciliary Location	Relation-ship to Reporting Entity	Directly Controlled by (Name of Entity/Person)	Type of Control (Ownership, Board, Management, Attorney-in-Fact, Influence, Other)	If Control is Ownership Provide Percentage	Ultimate Controlling Entity(ies)/Person(s)	Is an SCA Filing Re-quired? (Yes/No)	*
.0671	Elevance Health, Inc.		66-0530940		0001156039		Centros Medicos Unidos del Oeste, LLC	..PR	..NIA	PHM MultiSalud, LLC	Ownership	100.000	Elevance Health, Inc.	..NO	
.0671	Elevance Health, Inc.		58-2217138		0001156039		Cerulean Companies, Inc.	..GA	..NIA	Anthem Holding Corp.	Ownership	100.000	Elevance Health, Inc.	..NO	
.0671	Elevance Health, Inc.		13-39324920		0001156039		CHCS IPA, Inc.	..NY	..NIA	Beacon Health Options, Inc.	Ownership	100.000	Elevance Health, Inc.	..NO	
.0671	Elevance Health, Inc.		39-1413702		0001156039		Claim Management Services, Inc.	..WI	..NIA	Blue Cross Blue Shield of Wisconsin	Ownership	100.000	Elevance Health, Inc.	..NO	
.0671	Elevance Health, Inc.		66-0947829		0001156039		Clinica Todo Salud, LLC	..PR	..NIA	MSO Holdings, LLC	Ownership	100.000	Elevance Health, Inc.	..NO	
.0671	Elevance Health, Inc.		66-0947900		0001156039		Clinica Todo Salud-Aibonito, LLC	..PR	..NIA	Clinica Todo Salud, LLC	Ownership	100.000	Elevance Health, Inc.	..NO	
.0671	Elevance Health, Inc.		66-0964118		0001156039		Clinical Staff Solutions, LLC	..PR	..NIA	MSO Holdings, LLC	Ownership	100.000	Elevance Health, Inc.	..NO	
.0671	Elevance Health, Inc.	14276	45-3358287		0001156039		Community Care Health Plan of Kansas, Inc.	..KS	..IA	Anthem Partnership Holding Company, LLC	Ownership	90.000	Elevance Health, Inc.	..NO	0112
							Community Care Health Plan of Louisiana, Inc.								
.0671	Elevance Health, Inc.	14064	26-4674149		0001156039			..LA	..IA	Anthem Partnership Holding Company, LLC	Ownership	75.000	Elevance Health, Inc.	..NO	0104
.0671	Elevance Health, Inc.	15951	47-5456872		0001156039		Community Care Health Plan of Nebraska, Inc.	..NE	..IA	Anthem Partnership Holding Company, LLC	Ownership	95.000	Elevance Health, Inc.	..NO	0110
.0671	Elevance Health, Inc.	12586	20-3317697		0001156039		Community Care Health Plan of Nevada, Inc.	..NV	..IA	AMERIGROUP Corporation	Ownership	100.000	Elevance Health, Inc.	..NO	
.0671	Elevance Health, Inc.	10345	31-1440175		0001156039		Community Insurance Company	..OH	..IA	ATH Holding Company, LLC	Ownership	100.000	Elevance Health, Inc.	..NO	
							CompCare Health Services Insurance Corporation								
.0671	Elevance Health, Inc.	95693	39-1462554		0001156039			..WI	..IA	Blue Cross Blue Shield of Wisconsin	Ownership	100.000	Elevance Health, Inc.	..NO	
.0671	Elevance Health, Inc.		66-0942711		0001156039		Consortio MultiSalud del Norte, Inc.	..PR	..NIA	Centros Medicina Familiar del Norte, LLC	Ownership	50.000	Elevance Health, Inc.	..NO	0108
.0671	Elevance Health, Inc.		66-0909478		0001156039		Consortio MultiSalud del Oeste, Inc.	..PR	..NIA	Centros Medicos Unidos del Oeste, LLC	Ownership	77.000	Elevance Health, Inc.	..NO	0103
.0671	Elevance Health, Inc.		20-0334650		0001156039		Crossroads Acquisition Corp.	..DE	..NIA	Anthem Holding Corp.	Ownership	100.000	Elevance Health, Inc.	..NO	
.0671	Elevance Health, Inc.		41-1905556		0001156039		DeCare Analytics, LLC	..MN	..NIA	DeCare Dental, LLC	Ownership	100.000	Elevance Health, Inc.	..NO	
.0671	Elevance Health, Inc.		02-0574609		0001156039		DeCare Dental Health International, LLC	..MN	..NIA	DeCare Dental, LLC	Ownership	100.000	Elevance Health, Inc.	..NO	
.0671	Elevance Health, Inc.				0001156039		DeCare Dental Insurance Ireland, Ltd.	..IRL	..NIA	DeCare Dental, LLC	Ownership	100.000	Elevance Health, Inc.	..NO	
.0671	Elevance Health, Inc.		73-1665525		0001156039		DeCare Dental Networks, LLC	..MN	..NIA	DeCare Dental, LLC	Ownership	100.000	Elevance Health, Inc.	..NO	
.0671	Elevance Health, Inc.		01-0822645		0001156039		DeCare Dental, LLC	..MN	..NIA	Anthem Holding Corp.	Ownership	100.000	Elevance Health, Inc.	..NO	
.0671	Elevance Health, Inc.				0001156039		DeCare Operations Ireland, Limited	..IRL	..NIA	DeCare Dental, LLC	Ownership	100.000	Elevance Health, Inc.	..NO	
.0671	Elevance Health, Inc.		20-0660775		0001156039		Delivery Network, LLC	..FL	..NIA	Highland Acquisition Holdings, LLC	Ownership	100.000	Elevance Health, Inc.	..NO	
.0671	Elevance Health, Inc.		66-0948046		0001156039		Dental Services Organization, LLC	..PR	..NIA	Clinica Todo Salud, LLC	Ownership	100.000	Elevance Health, Inc.	..NO	
.0671	Elevance Health, Inc.		26-2544715		0001156039		Designated Agent Company, Inc.	..KY	..NIA	Anthem Health Plans of Kentucky, Inc.	Ownership	100.000	Elevance Health, Inc.	..NO	
.0671	Elevance Health, Inc.		27-2844373		0001156039		EasyScripts Cutler Bay, LLC	..FL	..NIA	Highland Acquisition Holdings, LLC	Ownership	100.000	Elevance Health, Inc.	..NO	
.0671	Elevance Health, Inc.		26-2974996		0001156039		EasyScripts Hialeah, LLC	..FL	..NIA	Highland Acquisition Holdings, LLC	Ownership	100.000	Elevance Health, Inc.	..NO	
.0671	Elevance Health, Inc.		30-0478573		0001156039		EasyScripts LLC	..FL	..NIA	Highland Acquisition Holdings, LLC	Ownership	100.000	Elevance Health, Inc.	..NO	
.0671	Elevance Health, Inc.		46-0613819		0001156039		EasyScripts Westchester, LLC	..FL	..NIA	Highland Acquisition Holdings, LLC	Ownership	100.000	Elevance Health, Inc.	..NO	
.0671	Elevance Health, Inc.		13-3934328		0001156039		EHC Benefits Agency, Inc.	..NY	..NIA	WellPoint Holding Corp	Ownership	100.000	Elevance Health, Inc.	..NO	
							New York Stock Exchange (NYSE)								
.0671	Elevance Health, Inc.		35-2145715		0001156039		Elevance Health, Inc.	..IN	..UIP				Elevance Health, Inc.	..NO	
.0671	Elevance Health, Inc.	55093	23-7391136		0001156039		Empire HealthChoice Assurance, Inc.	..NY	..IA	WellPoint Holding Corp	Ownership	100.000	Elevance Health, Inc.	..NO	
.0671	Elevance Health, Inc.	95433	13-3874803		0001156039		Empire HealthChoice HMO, Inc.	..NY	..IA	Empire HealthChoice Assurance, Inc.	Ownership	100.000	Elevance Health, Inc.	..NO	
.0671	Elevance Health, Inc.		26-4286154		0001156039		Federal Government Solutions, LLC	..WI	..NIA	ATH Holding Company, LLC	Ownership	100.000	Elevance Health, Inc.	..NO	
.0671	Elevance Health, Inc.		54-1230110		0001156039		FHC Health Systems, Inc.	..VA	..NIA	Beacon Health Vista Parent, Inc.	Ownership	100.000	Elevance Health, Inc.	..NO	
.0671	Elevance Health, Inc.	10119	41-2128275		0001156039		Freedom Health, Inc.	..FL	..IA	AMERIGROUP Corporation	Ownership	100.000	Elevance Health, Inc.	..NO	
.0671	Elevance Health, Inc.				0001156039		Freedom SPV, Inc.	..DE	..NIA	ATH Holding Company, LLC	Ownership	100.000	Elevance Health, Inc.	..NO	
.0671	Elevance Health, Inc.		95-2907752		0001156039		Golden West Health Plan, Inc.	..CA	..IA	WellPoint California Services, Inc.	Ownership	100.000	Elevance Health, Inc.	..NO	0101
.0671	Elevance Health, Inc.		84-4672692		0001156039		GR Health Solutions LLC	..PA	..NIA	Anthem Partnership Holding Company, LLC	Ownership	50.000	Elevance Health, Inc.	..NO	0107
							Greater Georgia Life Insurance Company								
.0671	Elevance Health, Inc.	97217	58-1473042		0001156039		Group Retiree Health Solutions, Inc.	..GA	..IA	Georgia, Inc.	Ownership	100.000	Elevance Health, Inc.	..NO	
.0671	Elevance Health, Inc.	12812	30-0326654		0001156039		Grupo Advantage del Oeste, LLC	..PR	..NIA	PHM MultiSalud, LLC	Ownership	100.000	Elevance Health, Inc.	..NO	
.0671	Elevance Health, Inc.		66-0695527		0001156039		Grupo Advantage Metro, LLC	..PR	..NIA	PHM MultiSalud, LLC	Ownership	100.000	Elevance Health, Inc.	..NO	
.0671	Elevance Health, Inc.		66-0927403		0001156039		Health Colorado, Inc.	..CO	..IA	Beacon Health Options, Inc.	Ownership	16.670	Elevance Health, Inc.	..NO	0109
.0671	Elevance Health, Inc.	16426	82-1820099		0001156039		Health Core, Inc.	..DE	..NIA	Arcus Enterprises, Inc.	Ownership	100.000	Elevance Health, Inc.	..NO	

ANNUAL STATEMENT FOR THE YEAR 2022 OF THE Amerigroup New Jersey, Inc.

**SCHEDULE Y**  
**PART 1A - DETAIL OF INSURANCE HOLDING COMPANY SYSTEM**

1	2	3	4	5	6	7	8	9	10	11	12	13	14	15	16
Group Code	Group Name	NAIC Company Code	ID Number	Federal RSSD	CIK	Name of Securities Exchange if Publicly Traded (U.S. or International)	Names of Parent, Subsidiaries Or Affiliates	Domiciliary Location	Relationship to Reporting Entity	Directly Controlled by (Name of Entity/Person)	Type of Control (Ownership, Board, Management, Attorney-in-Fact, Influence, Other)	If Control is Ownership Provide Percentage	Ultimate Controlling Entity(ies)/Person(s)	Is an SCA Filing Required? (Yes/No)	*
.0671	Elevance Health, Inc.		54-1237939		0001156039		Health Management Corporation	VA	NIA	Southeast Services, Inc.	Ownership	100.000	Elevance Health, Inc.	NO	
.0671	Elevance Health, Inc.		36-3897701		0001156039		Health Ventures Partner, L.L.C.	IL	NIA	UNICARE National Services, Inc.	Ownership	100.000	Elevance Health, Inc.	NO	
.0671	Elevance Health, Inc.	95169	54-1356687		0001156039		HealthKeepers, Inc.	VA	IA	Anthem Southeast, Inc.	Ownership	92.510	Elevance Health, Inc.	NO	
.0671	Elevance Health, Inc.	95169	54-1356687		0001156039		HealthKeepers, Inc.	VA	IA	UNICARE National Services, Inc.	Ownership	7.490	Elevance Health, Inc.	NO	
.0671	Elevance Health, Inc.	96475	43-1616135		0001156039		HealthLink HMO, Inc.	MO	IA	HealthLink, Inc.	Ownership	100.000	Elevance Health, Inc.	NO	
.0671	Elevance Health, Inc.		43-1364135		0001156039		HealthLink, Inc.	IL	NIA	RightCHOICE Managed Care, Inc.	Ownership	100.000	Elevance Health, Inc.	NO	
.0671	Elevance Health, Inc.	16574	13-3865627		0001156039		HealthPlus HP, LLC	NY	IA	AMERIGROUP Corporation	Ownership	100.000	Elevance Health, Inc.	NO	0100
.0671	Elevance Health, Inc.	10122	20-0982649		0001156039		HealthSun Health Plans, Inc.	FL	IA	AMERIGROUP Corporation	Ownership	100.000	Elevance Health, Inc.	NO	
.0671	Elevance Health, Inc.		46-3434016		0001156039		HealthSun Physicians Network I, LLC	FL	NIA	HealthSun Physicians Network, LLC	Ownership	100.000	Elevance Health, Inc.	NO	
.0671	Elevance Health, Inc.		46-5250294		0001156039		HealthSun Physicians Network, LLC	FL	NIA	Delivery Network, LLC	Ownership	100.000	Elevance Health, Inc.	NO	
.0671	Elevance Health, Inc.	78972	86-0257201		0001156039		Healthy Alliance Life Insurance Company	MO	IA	RightCHOICE Managed Care, Inc.	Ownership	100.000	Elevance Health, Inc.	NO	
.0671	Elevance Health, Inc.		47-3953545		0001156039		HEP AP Holdings, Inc.	DE	NIA	Imaging Management Holdings, L.L.C.	Ownership	100.000	Elevance Health, Inc.	NO	
.0671	Elevance Health, Inc.		81-3471305		0001156039		Highland Acquisition Holdings, LLC	DE	NIA	Highland Intermediate Holdings, LLC	Ownership	100.000	Elevance Health, Inc.	NO	
.0671	Elevance Health, Inc.		81-3487249		0001156039		Highland Intermediate Holdings, LLC	DE	NIA	Highland Investor Holdings, LLC	Ownership	100.000	Elevance Health, Inc.	NO	
.0671	Elevance Health, Inc.		81-3493196		0001156039		Highland Investor Holdings, LLC	DE	NIA	ATH Holding Company, LLC	Ownership	98.000	Elevance Health, Inc.	NO	
.0671	Elevance Health, Inc.		81-3493196		0001156039		Highland Investor Holdings, LLC	DE	NIA	AMERIGROUP Corporation	Ownership	2.000	Elevance Health, Inc.	NO	
.0671	Elevance Health, Inc.	95473	84-1017384		0001156039		HMO Colorado, Inc.	CO	IA	Service, Inc.	Ownership	100.000	Elevance Health, Inc.	NO	
.0671	Elevance Health, Inc.	95358	37-1216698		0001156039		HMO Missouri, Inc.	MO	IA	RightCHOICE Managed Care, Inc.	Ownership	100.000	Elevance Health, Inc.	NO	
.0671	Elevance Health, Inc.		83-2158120		0001156039		IEC Group Holdings, Inc.	ID	NIA	ATH Holding Company, LLC	Ownership	100.000	Elevance Health, Inc.	NO	
.0671	Elevance Health, Inc.		82-0497661		0001156039		IEC Group, Inc. d/b/a AmeriBen	ID	NIA	IEC Group Holdings, Inc.	Ownership	100.000	Elevance Health, Inc.	NO	
.0671	Elevance Health, Inc.		75-2619605		0001156039		Imaging Management Holdings, L.L.C.	DE	NIA	ATH Holding Company, LLC	Ownership	100.000	Elevance Health, Inc.	NO	
.0671	Elevance Health, Inc.		82-3062245		0001156039		IngenioRX, Inc.	IN	NIA	Carelton Holdings, Inc.	Ownership	100.000	Elevance Health, Inc.	NO	
.0671	Elevance Health, Inc.		66-0884762		0001156039		InHealth Management, LLC	PR	NIA	MSO Holdings, LLC	Ownership	100.000	Elevance Health, Inc.	NO	
.0671	Elevance Health, Inc.		66-0959260		0001156039		IPA Holdings, LLC	PR	NIA	MSO Holdings, LLC	Ownership	100.000	Elevance Health, Inc.	NO	
.0671	Elevance Health, Inc.				0001156039		Legato Health Technologies Ireland, Ltd	IRL	NIA	Carelton Holdings I, Inc.	Ownership	100.000	Elevance Health, Inc.	NO	
.0671	Elevance Health, Inc.				0001156039		Legato Health Technologies Philippines, Inc.	PHL	NIA	Carelton Holdings I, Inc.	Ownership	100.000	Elevance Health, Inc.	NO	
.0671	Elevance Health, Inc.		98-1490582		0001156039		Legato Health Technologies Puerto Rico, LLC	PR	NIA	Carelton Holdings I, Inc.	Ownership	100.000	Elevance Health, Inc.	NO	
.0671	Elevance Health, Inc.		87-2164713		0001156039		Legato Health Technologies, U.S., Inc	IN	NIA	Carelton Holdings I, Inc.	Ownership	100.000	Elevance Health, Inc.	NO	
.0671	Elevance Health, Inc.		02-0581429		0001156039		Living Complete Technologies, Inc.	MD	NIA	Beacon Health Options, Inc.	Ownership	100.000	Elevance Health, Inc.	NO	
.0671	Elevance Health, Inc.		66-0999240		0001156039		MAPR Capital, LLC	PR	NIA	MAPR Global, LLC	Ownership	100.000	Elevance Health, Inc.	NO	
.0671	Elevance Health, Inc.		66-0999355		0001156039		MAPR Global, LLC	PR	NIA	APR, LLC	Ownership	100.000	Elevance Health, Inc.	NO	
.0671	Elevance Health, Inc.		66-0999498		0001156039		MAPR Holdings, LLC	PR	NIA	MAPR Capital, LLC	Ownership	100.000	Elevance Health, Inc.	NO	
.0671	Elevance Health, Inc.		04-3307857		0001156039		Massachusetts Behavioral Health Partnership	MA	NIA	Beacon Health Options, Inc.	Ownership	50.000	Elevance Health, Inc.	NO	
.0671	Elevance Health, Inc.		04-3307857		0001156039		Massachusetts Behavioral Health Partnership	MA	NIA	OPTIONS Health Care, Inc.	Ownership	50.000	Elevance Health, Inc.	NO	
.0671	Elevance Health, Inc.	95527	02-0494919		0001156039		Matthew Thornton Health Plan, Inc.	NH	IA	Anthem Health Plans of New Hampshire, Inc.	Ownership	100.000	Elevance Health, Inc.	NO	
.0671	Elevance Health, Inc.		66-0823267		0001156039		Medical Dental Network Management, LLC	PR	NIA	MMM Holdings, LLC	Ownership	100.000	Elevance Health, Inc.	NO	
.0671	Elevance Health, Inc.		39-2013971		0001156039		Meridian Resource Company, LLC	WI	NIA	CompCare Health Services Insurance Corporation	Ownership	100.000	Elevance Health, Inc.	NO	
.0671	Elevance Health, Inc.	12913	20-5862801		0001156039		Missouri Care, Incorporated	MO	IA	ATH Holding Company, LLC	Ownership	100.000	Elevance Health, Inc.	NO	
.0671	Elevance Health, Inc.		66-1002717		0001156039		MMM Contact, LLC	PR	IA	MMM Holdings, LLC	Ownership	100.000	Elevance Health, Inc.	NO	
.0671	Elevance Health, Inc.	11157	66-0588600		0001156039		MMM Healthcare, LLC	PR	IA	MMM Holdings, LLC	Ownership	100.000	Elevance Health, Inc.	NO	
.0671	Elevance Health, Inc.		66-0649625		0001156039		MMM Holdings, LLC	PR	NIA	MAPR Holdings, LLC	Ownership	100.000	Elevance Health, Inc.	NO	
.0671	Elevance Health, Inc.	12534	66-0653763		0001156039		MMM Multi Health, LLC	PR	IA	MMM Holdings, LLC	Ownership	100.000	Elevance Health, Inc.	NO	
.0671	Elevance Health, Inc.		66-1002779		0001156039		MMM Transportation, LLC	PR	NIA	MSO Holdings, LLC	Ownership	100.000	Elevance Health, Inc.	NO	
.0671	Elevance Health, Inc.		82-4684953		0001156039		Momentum Health Partners, LLC	NC	NIA	Anthem Partnership Holding Company, LLC	Ownership	50.000	Elevance Health, Inc.	NO	0106
.0671	Elevance Health, Inc.		66-0645750		0001156039		MSO Holdings, LLC	PR	NIA	MAPR Capital, LLC	Ownership	100.000	Elevance Health, Inc.	NO	

ANNUAL STATEMENT FOR THE YEAR 2022 OF THE Amerigroup New Jersey, Inc.

**SCHEDULE Y**  
**PART 1A - DETAIL OF INSURANCE HOLDING COMPANY SYSTEM**

1	2	3	4	5	6	7	8	9	10	11	12	13	14	15	16
Group Code	Group Name	NAIC Company Code	ID Number	Federal RSSD	CIK	Name of Securities Exchange if Publicly Traded (U.S. or International)	Names of Parent, Subsidiaries Or Affiliates	Domi-ciliary Location	Relation-ship to Reporting Entity	Directly Controlled by (Name of Entity/Person)	Type of Control (Ownership, Board, Management, Attorney-in-Fact, Influence, Other)	If Control is Ownership Provide Percentage	Ultimate Controlling Entity(ies)/Person(s)	Is an SCA Filing Re-quired? (Yes/No)	*
.0671	Elevance Health, Inc.		66-0719637		0001156039		MSO of Puerto Rico, LLC	PR	NIA	MSO Holdings, LLC	Ownership	100.000	Elevance Health, Inc.	NO	
.0671	Elevance Health, Inc.		84-1811105		0001156039		myNEXUS Holdings, Inc.	DE	NIA	ATH Holding Company, LLC	Ownership	100.000	Elevance Health, Inc.	NO	
.0671	Elevance Health, Inc.		84-1801030		0001156039		myNEXUS Management, Inc.	DE	NIA	myNEXUS Holdings, Inc.	Ownership	100.000	Elevance Health, Inc.	NO	
.0671	Elevance Health, Inc.		81-4603181		0001156039		myNEXUS NPH of TEXAS	TX	NIA	MyNexus, Inc.	Ownership	100.000	Elevance Health, Inc.	NO	
.0671	Elevance Health, Inc.		85-0541810		0001156039		myNEXUS NY IPA, LLC	NY	NIA	MyNexus, Inc.	Ownership	100.000	Elevance Health, Inc.	NO	
.0671	Elevance Health, Inc.		47-4671638		0001156039		MyNexus, Inc.	DE	NIA	myNEXUS Management, Inc.	Ownership	100.000	Elevance Health, Inc.	NO	
.0671	Elevance Health, Inc.		83-0892028		0001156039		Nash Holding Company, LLC	DE	NIA	ATH Holding Company, LLC	Ownership	100.000	Elevance Health, Inc.	NO	
.0671	Elevance Health, Inc.		35-1840597		0001156039		National Government Services, Inc.	IN	NIA	Federal Government Solutions, LLC	Ownership	100.000	Elevance Health, Inc.	NO	
.0671	Elevance Health, Inc.		04-2919509		0001156039		New England Research Institute, Inc.	MA	NIA	Health Core, Inc.	Ownership	100.000	Elevance Health, Inc.	NO	
.0671	Elevance Health, Inc.		81-5476630		0001156039		NGS Federal, LLC	IN	NIA	Federal Government Solutions, LLC	Ownership	100.000	Elevance Health, Inc.	NO	
.0671	Elevance Health, Inc.	12259	20-1336412		0001156039		Optimum Healthcare, Inc.	FL	IA	AMERIGROUP Corporation	Ownership	100.000	Elevance Health, Inc.	NO	
.0671	Elevance Health, Inc.		54-1826967		0001156039		OPTIONS Health Care, Inc.	DE	NIA	Beacon Health Options, Inc.	Ownership	100.000	Elevance Health, Inc.	NO	
.0671	Elevance Health, Inc.		27-1991772		0001156039		Pasteur Medical Bird Road, LLC	FL	NIA	Highland Acquisition Holdings, LLC	Ownership	100.000	Elevance Health, Inc.	NO	
.0671	Elevance Health, Inc.		20-2749389		0001156039		Pasteur Medical Center, LLC	DE	NIA	Highland Acquisition Holdings, LLC	Ownership	100.000	Elevance Health, Inc.	NO	
.0671	Elevance Health, Inc.		27-1366915		0001156039		Pasteur Medical Cutler Bay, LLC	FL	NIA	Highland Acquisition Holdings, LLC	Ownership	100.000	Elevance Health, Inc.	NO	
.0671	Elevance Health, Inc.		20-0610128		0001156039		Pasteur Medical Group, LLC	FL	NIA	Highland Acquisition Holdings, LLC	Ownership	100.000	Elevance Health, Inc.	NO	
.0671	Elevance Health, Inc.		37-1668303		0001156039		Pasteur Medical Hialeah Gardens, LLC	FL	NIA	Highland Acquisition Holdings, LLC	Ownership	100.000	Elevance Health, Inc.	NO	
.0671	Elevance Health, Inc.		47-3464152		0001156039		Pasteur Medical Kendall, LLC	FL	NIA	Highland Acquisition Holdings, LLC	Ownership	100.000	Elevance Health, Inc.	NO	
.0671	Elevance Health, Inc.		27-2810478		0001156039		Pasteur Medical Management, LLC	FL	NIA	Highland Acquisition Holdings, LLC	Ownership	100.000	Elevance Health, Inc.	NO	
.0671	Elevance Health, Inc.		33-1217936		0001156039		Pasteur Medical Miami Gardens, LLC	FL	NIA	Highland Acquisition Holdings, LLC	Ownership	100.000	Elevance Health, Inc.	NO	
.0671	Elevance Health, Inc.		27-2651017		0001156039		Pasteur Medical North Miami Beach, LLC	FL	NIA	Highland Acquisition Holdings, LLC	Ownership	100.000	Elevance Health, Inc.	NO	
.0671	Elevance Health, Inc.		26-0813665		0001156039		Pasteur Medical Partners, LLC	FL	NIA	Highland Acquisition Holdings, LLC	Ownership	100.000	Elevance Health, Inc.	NO	
.0671	Elevance Health, Inc.		66-0693134		0001156039		PHM Healthcare Solutions, Inc.	PR	NIA	Physician Group Practices, LLC	Ownership	100.000	Elevance Health, Inc.	NO	
.0671	Elevance Health, Inc.		66-0864220		0001156039		PHM IntraHospital Physician Group, LLC	PR	NIA	PHM MultiSalud, LLC	Ownership	100.000	Elevance Health, Inc.	NO	
.0671	Elevance Health, Inc.		66-0811976		0001156039		PHM Multidisciplinary Clinic Aguadilla LLC	PR	NIA	PHM Multidisciplinary Clinic, LLC	Ownership	100.000	Elevance Health, Inc.	NO	
.0671	Elevance Health, Inc.		66-0812014		0001156039		PHM Multidisciplinary Clinic Arcibo LLC	PR	NIA	PHM MultiDisciplinary Clinic, LLC	Ownership	100.000	Elevance Health, Inc.	NO	
.0671	Elevance Health, Inc.		66-0925853		0001156039		PHM Multidisciplinary Clinic Cabo Rojo LLC	PR	NIA	PHM MultiDisciplinary Clinic, LLC	Ownership	100.000	Elevance Health, Inc.	NO	
.0671	Elevance Health, Inc.		66-0764408		0001156039		PHM Multidisciplinary Clinic Guayama LLC	PR	NIA	PHM MultiDisciplinary Clinic, LLC	Ownership	100.000	Elevance Health, Inc.	NO	
.0671	Elevance Health, Inc.		66-0949111		0001156039		PHM Multidisciplinary Clinic Maunabo LLC	PR	NIA	PHM MultiDisciplinary Clinic, LLC	Ownership	100.000	Elevance Health, Inc.	NO	
.0671	Elevance Health, Inc.		66-0859950		0001156039		PHM MultiDisciplinary Clinic, LLC	PR	NIA	PHM MultiSalud, LLC	Ownership	100.000	Elevance Health, Inc.	NO	
.0671	Elevance Health, Inc.		66-0867882		0001156039		PHM MultiSalud, LLC	PR	NIA	Physician Group Practices, LLC	Ownership	100.000	Elevance Health, Inc.	NO	
.0671	Elevance Health, Inc.		66-0864171		0001156039		PHM Specialty Network, LLC	PR	NIA	PHM MultiSalud, LLC	Ownership	100.000	Elevance Health, Inc.	NO	
.0671	Elevance Health, Inc.		66-0960976		0001156039		Physician Group Practices, LLC	PR	NIA	IPA Holdings, LLC	Ownership	100.000	Elevance Health, Inc.	NO	
.0671	Elevance Health, Inc.	12178	66-0592131		0001156039		PMC Medicare Choice, LLC	PR	IA	MM Holdings, LLC	Ownership	100.000	Elevance Health, Inc.	NO	
.0671	Elevance Health, Inc.		47-0851593		0001156039		RightCHOICE Managed Care, Inc.	DE	NIA	Anthem Holding Corp.	Ownership	100.000	Elevance Health, Inc.	NO	
.0671	Elevance Health, Inc.	11011	84-0747736		0001156039		Rocky Mountain Hospital and Medical Service, Inc.	CO	IA	ATH Holding Company, LLC	Ownership	100.000	Elevance Health, Inc.	NO	
.0671	Elevance Health, Inc.		20-0473316		0001156039		SellCore, Inc.	DE	NIA	Elevance Health, Inc.	Ownership	100.000	Elevance Health, Inc.	NO	
.0671	Elevance Health, Inc.	13726	27-0945036		0001156039		Simply Healthcare Plans, Inc.	FL	IA	AMERIGROUP Corporation	Ownership	100.000	Elevance Health, Inc.	NO	
.0671	Elevance Health, Inc.		55-0712302		0001156039		Southeast Services, Inc.	VA	NIA	Anthem Southeast, Inc.	Ownership	100.000	Elevance Health, Inc.	NO	
.0671	Elevance Health, Inc.		45-4071004		0001156039		State Sponsored Services, Inc.	IN	NIA	UNICARE Specialty Services, Inc.	Ownership	100.000	Elevance Health, Inc.	NO	
.0671	Elevance Health, Inc.		45-5443372		0001156039		The Elevance Health Companies of California, Inc.	CA	NIA	ATH Holding Company, LLC	Ownership	100.000	Elevance Health, Inc.	NO	
.0671	Elevance Health, Inc.		35-1835818		0001156039		The Elevance Health Companies, Inc.	IN	NIA	ATH Holding Company, LLC	Ownership	100.000	Elevance Health, Inc.	NO	
.0671	Elevance Health, Inc.		43-1967924		0001156039		TriADD NY, LLC dba MyCompass	NY	NIA	Alliance Care Management, LLC	Ownership	25.000	Elevance Health, Inc.	NO	0111
.0671	Elevance Health, Inc.		36-3899137		0001156039		TrustSolutions, LLC	WI	NIA	Federal Government Solutions, LLC	Ownership	100.000	Elevance Health, Inc.	NO	
.0671	Elevance Health, Inc.	11810	84-1620480		0001156039		UNICARE Health Plan of West Virginia, Inc.	WV	IA	UNICARE National Services, Inc.	Ownership	100.000	Elevance Health, Inc.	NO	
.0671	Elevance Health, Inc.		52-0913817		0001156039		UNICARE Illinois Services, Inc.	IL	NIA	UNICARE National Services, Inc.	Ownership	100.000	Elevance Health, Inc.	NO	
.0671	Elevance Health, Inc.	80314	52-0913817		0001156039		UNICARE Life & Health Insurance Company	IN	IA	UNICARE National Services, Inc.	Ownership	100.000	Elevance Health, Inc.	NO	

ANNUAL STATEMENT FOR THE YEAR 2022 OF THE Amerigroup New Jersey, Inc.

**SCHEDULE Y**  
**PART 1A - DETAIL OF INSURANCE HOLDING COMPANY SYSTEM**

1	2	3	4	5	6	7	8	9	10	11	12	13	14	15	16
Group Code	Group Name	NAIC Company Code	ID Number	Federal RSSD	CIK	Name of Securities Exchange if Publicly Traded (U.S. or International)	Names of Parent, Subsidiaries Or Affiliates	Domiciliary Location	Relationship to Reporting Entity	Directly Controlled by (Name of Entity/Person)	Type of Control (Ownership, Board, Management, Attorney-in-Fact, Influence, Other)	If Control is Ownership Provide Percentage	Ultimate Controlling Entity(ies)/Person(s)	Is an SCA Filing Required? (Yes/No)	*
.0671	Elevance Health, Inc.		95-4635507		0001156039		UNICARE National Services, Inc.	..DE	.....NIA	Anthem Holding Corp.	Ownership	100.000	Elevance Health, Inc.	..NO	
.0671	Elevance Health, Inc.		77-0494551		0001156039		UNICARE Specialty Services, Inc.	..DE	.....NIA	Anthem Holding Corp.	Ownership	100.000	Elevance Health, Inc.	..NO	
.0671	Elevance Health, Inc.		45-4238555		0001156039		ValueOptions Federal Services, Inc.	..VA	.....NIA	Beacon Health Options, Inc.	Ownership	100.000	Elevance Health, Inc.	..NO	
.0671	Elevance Health, Inc.	15448	46-2053405		0001156039		ValueOptions of New Jersey, Inc.	..NJ	.....IA	Beacon Health Options, Inc.	Ownership	100.000	Elevance Health, Inc.	..NO	
.0671	Elevance Health, Inc.	95799	75-2749263		0001156039		ValueOptions of Texas, Inc.	..TX	.....IA	Beacon Health Options, Inc.	Ownership	100.000	Elevance Health, Inc.	..NO	
.0671	Elevance Health, Inc.		66-0865037		0001156039		VITA CARE, LLC	..PR	.....NIA	MSO Holdings, LLC	Ownership	100.000	Elevance Health, Inc.	..NO	
.0671	Elevance Health, Inc.		20-0660563		0001156039		WellMax Health Medical Centers, LLC	..FL	.....NIA	Delivery Network, LLC	Ownership	100.000	Elevance Health, Inc.	..NO	
.0671	Elevance Health, Inc.		20-0660644		0001156039		WellMax Health Physicians Network, LLC	..FL	.....NIA	Delivery Network, LLC	Ownership	100.000	Elevance Health, Inc.	..NO	
.0671	Elevance Health, Inc.		20-4405193		0001156039		WellPoint Acquisition, LLC	..IN	.....NIA	Elevance Health, Inc.	Ownership	100.000	Elevance Health, Inc.	..NO	
.0671	Elevance Health, Inc.		95-4640531		0001156039		WellPoint California Services, Inc.	..DE	.....NIA	Anthem Holding Corp.	Ownership	100.000	Elevance Health, Inc.	..NO	
.0671	Elevance Health, Inc.		95-4657170		0001156039		WellPoint Dental Services, Inc.	..DE	.....NIA	UNICARE Specialty Services, Inc.	Ownership	100.000	Elevance Health, Inc.	..NO	
.0671	Elevance Health, Inc.		47-2546820		0001156039		Wellpoint Federal Corporation	..IN	.....NIA	Federal Government Solutions, LLC	Ownership	100.000	Elevance Health, Inc.	..NO	
.0671	Elevance Health, Inc.		81-2874917		0001156039		WellPoint Health Solutions, Inc.	..DE	.....NIA	Federal Government Solutions, LLC	Ownership	100.000	Elevance Health, Inc.	..NO	
.0671	Elevance Health, Inc.		20-3620996		0001156039		WellPoint Holding Corp	..DE	.....NIA	Elevance Health, Inc.	Ownership	100.000	Elevance Health, Inc.	..NO	
.0671	Elevance Health, Inc.		45-2736438		0001156039		WellPoint Information Technology Services, Inc.	..CA	.....NIA	Blue Cross of California	Ownership	100.000	Elevance Health, Inc.	..NO	
.0671	Elevance Health, Inc.		36-4595641		0001156039		WellPoint Insurance Services, Inc.	..HI	.....NIA	Elevance Health, Inc.	Ownership	100.000	Elevance Health, Inc.	..NO	
.0671	Elevance Health, Inc.	15929	47-5569628		0001156039		Wisconsin Collaborative Insurance Company	..WI	.....IA	Crossroads Acquisition Corp.	Ownership	100.000	Elevance Health, Inc.	..NO	

Asterisk	Explanation
0100	Insurer is deemed to be an insurance affiliate in column 10 and has an NAIC Company Code in column 3. However, it does not file an NAIC statutory statement because it is regulated by the New York State Department of Health.
0101	Insurer is deemed to be an insurance affiliate in column 10, but does not have an NAIC Company Code in column 3 because it is regulated by the California Department of Managed Health Care.
0102	CCHA, LLC is a joint venture 50% owned by Anthem Partnership Holding Company, LLC and 50% owned by Colorado Community Health Alliance, LLC, a non-affiliate.
0103	Owned 77% by Centros Medicos Unidos del Oeste, LLC, 13% by Asociacion de Medicos del Oeste, Inc. (a non-affiliate) and 10% by Doctores Asociados del Noroeste, Inc. (a non-affiliate).
0104	Community Care Health Plan of Louisiana, Inc. is a joint venture 75% owned by Anthem Partnership Holding Company, LLC and 25% owned by Louisiana Health Service & Indemnity Company d/b/a Blue Cross and Blue Shield of Louisiana (a non-affiliate).
0105	AMH Health, LLC is a joint venture 50% owned by Anthem Partnership Holding Company, LLC and 50% by MaineHealth, a non-affiliate.
0106	Momentum Health Partners, LLC is a joint venture 50% owned by Anthem Partnership Holding Company, LLC and 50% owned by Blue Cross and Blue Shield of North Carolina, a non-affiliate.
0107	GR Health Solutions, LLC is a joint venture 50% owned by Anthem Partnership Holding Company, LLC and 50% owned by Independence Blue Cross, LLC, a non-affiliate.
0108	Owned 50% by Centro Medicina Familiar del Norte, LLC and 50% by ACO del Norte, LLC, a non-affiliated entity.
0109	83.33% owned by unaffiliated investors
0110	Community Care Health Plan of Nebraska, Inc. is a joint venture 95% owned by Anthem Partnership Holding Company, LLC and 5% owned by Blue Cross and Blue Shield of Nebraska, a non-affiliate.
0111	Triad NY, LLC dba MyCompass (NY) is owned 25% by Alliance Care Management, LLC and 75% by non-affiliates.
0112	Community Care Health Plan of Kansas, Inc. is a joint venture 90% owned by Anthem Partnership Holding Company, LLC, 5% owned by Blue Cross and Blue Shield of Kansas (a non-affiliate), and 5% owned by Blue Cross and Blue Shield of Kansas City, a non-affiliate.
0113	APC Passe, LLC is 49% owned by Anthem Partnership Holding Company, LLC and 51% owned by the Arkansas Provider Coalition, LLC, which is not affiliated with Anthem, Inc.

ANNUAL STATEMENT FOR THE YEAR 2022 OF THE Amerigroup New Jersey, Inc.

**SCHEDULE Y**

**PART 2 - SUMMARY OF INSURER'S TRANSACTIONS WITH ANY AFFILIATES**

1	2	3	4	5	6	7	8	9	10	11	12	13
NAIC Company Code	ID Number	Names of Insurers and Parent, Subsidiaries or Affiliates	Shareholder Dividends	Capital Contributions	Purchases, Sales or Exchanges of Loans, Securities, Real Estate, Mortgage Loans or Other Investments	Income/ (Disbursements) Incurred in Connection with Guarantees or Undertakings for the Benefit of any Affiliate(s)	Management Agreements and Service Contracts	Income/ (Disbursements) Incurred Under Reinsurance Agreements	*	Any Other Material Activity Not in the Ordinary Course of the Insurer's Business	Totals	Reinsurance Recoverable/ (Payable) on Losses and/or Reserve Credit Taken/(Liability)
	36-3692630	American Imaging Management, Inc.					(124,336,416)				(124,336,416)	
12354	20-2073598	AMERIGROUP Community Care of New Mexico, Inc.					(5,053,968)				(5,053,968)	
	54-1739323	AMERIGROUP Corporation					90,443,501				90,443,501	
16168	81-4131800	Amerigroup District of Columbia, Inc.					(2,837,416)				(2,837,416)	
14078	45-2485907	Amerigroup Insurance Company		55,000,000			(199,475,634)				(144,475,634)	
15807	47-3863197	AMERIGROUP Iowa, Inc.	(120,000,000)				(206,877,453)				(326,877,453)	
95832	51-0387398	AMERIGROUP Maryland, Inc.	(110,000,000)				(133,524,789)				(243,524,789)	
16145	81-4626605	Amerigroup Mississippi, Inc.									0	
95373	22-3375292	AMERIGROUP New Jersey, Inc.					(159,506,376)				(159,506,376)	
10767	13-4212818	AMERIGROUP Ohio, Inc.					(93,515,785)				(93,515,785)	
	36-3897080	Amerigroup Partnership Plan, LLC					(283,287,561)				(283,287,561)	
16339	82-3734368	Amerigroup Pennsylvania, Inc.									0	
12941	20-4776597	AMERIGROUP Tennessee, Inc.	(133,900,000)				(244,059,392)				(377,959,392)	
95314	75-2603231	AMERIGROUP Texas, Inc.	(129,800,000)				(471,605,602)				(601,405,602)	
14073	27-3510384	AMERIGROUP Washington, Inc.	(22,800,000)				(93,038,296)				(115,838,296)	
12229	06-1696189	AMGP Georgia Managed Care Company, Inc.	(76,700,000)				(256,380,444)				(333,080,444)	
16774	84-4181695	AMH Health Plans of Maine, Inc.		3,500,000			(1,102,048)				2,397,952	
16553	83-2435050	AMH Health, LLC		17,000,000			(23,580,007)				(6,580,007)	
62825	95-4331852	Anthem Blue Cross Life and Health Insurance Company	(173,900,000)				(1,114,351,785)	184,018,742			(1,104,233,043)	(324,688,744)
95120	61-1237516	Anthem Health Plans of Kentucky, Inc.	(175,000,000)				(410,866,864)	(10,940,717)			(596,807,581)	37,715,828
52618	31-1705652	Anthem Health Plans of Maine, Inc.	(29,200,000)				(120,376,208)				(149,576,208)	
53759	02-0510530	Anthem Health Plans of New Hampshire, Inc.	(45,000,000)				(91,195,038)				(136,195,038)	
71835	54-0357120	Anthem Health Plans of Virginia, Inc.	(250,000,000)				(542,951,173)	(36,101,361)			(829,052,534)	203,080,123
60217	06-1475928	Anthem Health Plans, Inc.					(360,676,270)				(360,676,270)	
	61-1459939	Anthem Holding Corp.					(41,134,444)				(41,134,444)	
28207	35-0781558	Anthem Insurance Companies, Inc.					(1,634,826,196)	(18,038,420)			(1,652,864,616)	66,141,235
15543	47-0992859	Anthem Kentucky Managed Care Plan, Inc.					(74,445,266)				(74,445,266)	
13573	20-5876774	Anthem Life & Disability Insurance Company					(2,321,612)	169,958			(2,151,654)	4,568,607
61069	35-0980405	Anthem Life Insurance Company		30,000,000			(47,087,186)	(4,226,928)			(21,314,114)	(43,906,503)
	81-3974489	Anthem Partnership Holding Company, LLC					(40,841,378)				(40,841,378)	
	46-0613946	Anthem Services Company, LLC					99,159,827				99,159,827	
	35-2129194	Anthem UM Services					12,852,965				12,852,965	
	30-0606541	Anthem Workers' Compensation, LLC	(9,900,000)				(3,550,747)				(13,450,747)	
16298	82-3062789	APC Passe, LLC						(86,520,764)			(86,520,764)	139,140,135
	90-1057454	Aspire Health, Inc.					(51,214,853)				(51,214,853)	
	11-3713086	ATH Holding Company, LLC					(65,730,584)				(65,730,584)	
	95-4297571	Beacon Health Options of California, Inc.					(11,040,995)				(11,040,995)	
47025	23-2918735	Beacon Health Options of Pennsylvania, Inc.					(29,996,263)				(29,996,263)	
	54-1414194	Beacon Health Options, Inc.					(204,362,869)				(204,362,869)	

ANNUAL STATEMENT FOR THE YEAR 2022 OF THE Amerigroup New Jersey, Inc.

**SCHEDULE Y**

**PART 2 - SUMMARY OF INSURER'S TRANSACTIONS WITH ANY AFFILIATES**

1	2	3	4	5	6	7	8	9	10	11	12	13
NAIC Company Code	ID Number	Names of Insurers and Parent, Subsidiaries or Affiliates	Shareholder Dividends	Capital Contributions	Purchases, Sales or Exchanges of Loans, Securities, Real Estate, Mortgage Loans or Other Investments	Income/ (Disbursements) Incurred in Connection with Guarantees or Undertakings for the Benefit of any Affiliate(s)	Management Agreements and Service Contracts	Income/ (Disbursements) Incurred Under Reinsurance Agreements	*	Any Other Material Activity Not in the Ordinary Course of the Insurer's Business	Totals	Reinsurance Recoverable/ (Payable) on Losses and/or Reserve Credit Taken/(Liability)
	04-3324848	Beacon Health Strategies LLC					(150,730,871)				(150,730,871)	
96962	58-1638390	Blue Cross Blue Shield Healthcare Plan of Georgia, Inc.	(100,000,000)				(809,190,989)				(909,190,989)	
54003	39-0138065	Blue Cross Blue Shield of Wisconsin	(10,900,000)				(139,070,489)	(9,057,504)			(159,027,993)	67,728,083
	95-3760980	Blue Cross of California	(700,000,000)	(150,000,000)			(1,855,145,381)				(2,705,145,381)	
	20-2994048	Blue Cross of California Partnership Plan, Inc.	(150,000,000)				(363,896,182)				(513,896,182)	
	82-3027094	Carelon Holdings, Inc.					(52,700,975)				(52,700,975)	
	95-4694706	CareMore Health Plan		95,000,000			619,880,040				714,880,040	
13562	38-3795280	CareMore Health Plan of Arizona, Inc.					74,231,090				74,231,090	
13605	26-4001602	CareMore Health Plan of Nevada					53,559,215				53,559,215	
		Caremore, LLC					39,855,228				39,855,228	
	66-0554720	Castellana Physician Services, LLC					(1,469,665)				(1,469,665)	
16345	82-1853423	CCHA, LLC		3,000,000			288,212	(46,294,079)			(43,005,867)	84,343,228
14276	45-3358287	Community Care Health Plan of Kansas, Inc.					(150,810)				(150,810)	
14064	26-4674149	Community Care Health Plan of Louisiana, Inc.		37,500,000			(110,482,883)				(72,982,883)	
15951	47-5456872	Community Care Health Plan of Nebraska, Inc.					(41,628,154)	(56,631)			(41,684,785)	
12586	20-3317697	Community Care Health Plan of Nevada, Inc.	(16,100,000)				(104,080,154)	(326,127)			(120,506,281)	254,947
10345	31-1440175	Community Insurance Company		200,000,000			(1,166,562,473)	(18,890,426)			(985,452,899)	80,663,579
95693	39-1462554	Compcare Health Services Insurance Corporation					(264,568,629)				(264,568,629)	
	35-2145715	Elevance Health, Inc.	3,096,600,000	(411,000,000)			6,473,113,051				9,158,713,051	
55093	23-7391136	Empire HealthChoice Assurance, Inc.					(572,731,374)				(572,731,374)	
95433	13-3874803	Empire HealthChoice HMO, Inc.					(56,517,547)				(56,517,547)	
10119	41-2128275	Freedom Health, Inc.	(59,700,000)				(106,396,362)				(166,096,362)	
	95-2907752	Golden West Health Plan, Inc.					(699,600)				(699,600)	
97217	58-1473042	Greater Georgia Life Insurance Company					(7,955,310)				(7,955,310)	
12812	30-0326654	Group Retiree Health Solutions, Inc.						572,460			572,460	9,334,210
16426	82-1820099	Health Colorado, Inc.									0	
	54-1237939	Health Management Corporation					(5,670,203)				(5,670,203)	
	51-0365660	Health Core, Inc.					(33,180,750)				(33,180,750)	
95169	54-1356687	HealthKeepers, Inc.	(300,000,000)				(834,927,924)	(10,215,493)			(1,145,143,417)	4,370,655
96475	43-1616135	HealthLink HMO, Inc.					3,157,957				3,157,957	
	43-1364135	HealthLink, Inc.					(29,766,728)				(29,766,728)	
16574	13-3865627	HealthPlus, LLC					(288,656,953)	(362,018)			(289,018,971)	
10122	20-0982649	HealthSun Health Plans, Inc.	(24,000,000)				(413,794,465)				(437,794,465)	
78972	86-0257201	Healthy Alliance Life Insurance Company	(195,700,000)				(292,085,238)				(487,785,238)	
95473	84-1017384	HMO Colorado, Inc.	(35,000,000)				(172,542,477)	1,078,814			(206,463,663)	2,194,752
95358	37-1216698	HMO Missouri, Inc.	(900,000)				(4,956,870)				(5,856,870)	
	82-3062245	IngenioRX, Inc.					(558,772,909)				(558,772,909)	

42.1

ANNUAL STATEMENT FOR THE YEAR 2022 OF THE Amerigroup New Jersey, Inc.

**SCHEDULE Y**

**PART 2 - SUMMARY OF INSURER'S TRANSACTIONS WITH ANY AFFILIATES**

1	2	3	4	5	6	7	8	9	10	11	12	13
NAIC Company Code	ID Number	Names of Insurers and Parent, Subsidiaries or Affiliates	Shareholder Dividends	Capital Contributions	Purchases, Sales or Exchanges of Loans, Securities, Real Estate, Mortgage Loans or Other Investments	Income/ (Disbursements) Incurred in Connection with Guarantees or Undertakings for the Benefit of any Affiliate(s)	Management Agreements and Service Contracts	Income/ (Disbursements) Incurred Under Reinsurance Agreements	*	Any Other Material Activity Not in the Ordinary Course of the Insurer's Business	Totals	Reinsurance Recoverable/ (Payable) on Losses and/or Reserve Credit Taken/(Liability)
	45-3027404	Integra MLTC, Inc.					(54,101,158)				(54,101,158)	
	98-1397080	Legato Health Technologies LLP					399,874,824				399,874,824	
	98-1490582	Legato Health Technologies Philippines, Inc.					132,145,299				132,145,299	
	04-3307857	Massachusetts Behavioral Health Partnership (G0584)					(32,301,624)				(32,301,624)	
95527	02-0494919	Matthew Thornton Health Plan, Inc.	(35,000,000)				(83,519,004)				(118,519,004)	
	39-2013971	Meridian Resource Company, LLC	(26,000,000)				17,066,787				(8,933,213)	
12913	20-5862801	Missouri Care, Incorporated	(30,000,000)				(127,144,803)	(314,456)			(157,459,259)	
11157	66-0588600	MMM Healthcare, LLC	(14,500,000)				(424,916,994)				(439,416,994)	
	66-0649625	MMM Holdings, LLC	22,250,000				307,415,733				329,665,733	
12534	66-0653763	MMM Multi Health, LLC	(7,750,000)				(81,114,856)				(88,864,856)	
	66-0719637	MSO of Puerto Rico, LLC					144,065,719				144,065,719	
	47-4671638	MyNexus, Inc.					(69,771,671)				(69,771,671)	
12259	20-1336412	Optimum Healthcare, Inc.	(38,100,000)				(82,198,767)				(120,298,767)	
	27-2810478	Pasteur Medical Management, LLC					138,124,536				138,124,536	
	66-0867882	PHM Multisalud, LLC					42,931,376				42,931,376	
11011	84-0747736	Rocky Mountain Hospital and Medical Service, Inc.	(15,700,000)	(30,000,000)			(281,174,082)	(18,991,459)			(345,865,541)	102,738,060
13726	27-0945036	Simply Healthcare Plans, Inc.	(65,000,000)				(444,890,205)				(509,890,205)	
	45-5443372	The Anthem Companies of California, Inc.					158,101,741				158,101,741	
	35-1835818	The Anthem Companies, Inc.					8,242,773,629				8,242,773,629	
11810	84-1620480	UNICARE Health Plan of West Virginia, Inc.	(18,300,000)				(76,409,504)				(94,709,504)	
80314	52-0913817	UNICARE Life & Health Insurance Company					(85,144,112)	(47,693,616)			(132,837,728)	131,209,067
	45-4238555	ValueOptions Federal Services, Inc.					(48,851,699)				(48,851,699)	
15448	46-2053405	ValueOptions of New Jersey, Inc.					(25,798)				(25,798)	
95799	75-2749263	ValueOptions of Texas, Inc.					300				300	
	66-0865037	Vita Care, LLC					13,088,688				13,088,688	
	20-0660563	WellMax Health Medical Centers, LLC					90,246,094				90,246,094	
	45-2736438	WellPoint Information Technology Services, Inc.		150,000,000			341,624,125				491,624,125	
	36-4595641	WellPoint Insurance Services, Inc.					(778,568)	122,190,025			121,411,457	(564,887,262)
15929	47-5569628	Wisconsin Collaborative Insurance Company					(18,173,809)				(18,173,809)	
9999999 Control Totals			0	0	0	0	0	0	XXX	0	0	0

42.2

ANNUAL STATEMENT FOR THE YEAR 2022 OF THE Amerigroup New Jersey, Inc.

**SCHEDULE Y**

**PART 3 - ULTIMATE CONTROLLING PARTY AND LISTING OF OTHER U.S. INSURANCE GROUPS OR ENTITIES UNDER THAT ULTIMATE CONTROLLING PARTY'S CONTROL**

1 Insurers in Holding Company	2 Owners with Greater Than 10% Ownership	3 Ownership Percentage Column 2 of Column 1	4 Granted Disclaimer of Control/ Affiliation of Column 2 Over Column 1 (Yes/No)	5 Ultimate Controlling Party	6 U.S. Insurance Groups or Entities Controlled by Column 5	7 Ownership Percentage (Column 5 of Column 6)	8 Granted Disclaimer of Control/ Affiliation of Column 5 Over Column 6 (Yes/No)
AMERIGROUP Community Care of New Mexico, Inc. ....	AMERIGROUP Corporation .....	100.000	NO	Elevance Health, Inc. ....	See Elevance Health, Inc. ownership listing in footnote	100.000	NO
Amerigroup District of Columbia, Inc. ....	Anthem Partnership Holding Company, LLC .....	100.000	NO	Elevance Health, Inc. ....	See Elevance Health, Inc. ownership listing in footnote	100.000	NO
Amerigroup Insurance Company .....	AMERIGROUP Corporation .....	100.000	NO	Elevance Health, Inc. ....	See Elevance Health, Inc. ownership listing in footnote	100.000	NO
AMERIGROUP Iowa, Inc. ....	AMERIGROUP Corporation .....	100.000	NO	Elevance Health, Inc. ....	See Elevance Health, Inc. ownership listing in footnote	100.000	NO
AMERIGROUP Maryland, Inc. ....	AMERIGROUP Corporation .....	100.000	NO	Elevance Health, Inc. ....	See Elevance Health, Inc. ownership listing in footnote	100.000	NO
Amerigroup Mississippi, Inc. ....	Anthem Partnership Holding Company, LLC .....	100.000	NO	Elevance Health, Inc. ....	See Elevance Health, Inc. ownership listing in footnote	100.000	NO
AMERIGROUP New Jersey, Inc. ....	AMERIGROUP Corporation .....	100.000	NO	Elevance Health, Inc. ....	See Elevance Health, Inc. ownership listing in footnote	100.000	NO
AMERIGROUP Ohio, Inc. ....	AMERIGROUP Corporation .....	100.000	NO	Elevance Health, Inc. ....	See Elevance Health, Inc. ownership listing in footnote	100.000	NO
Amerigroup Pennsylvania, Inc. ....	AMERIGROUP Corporation .....	100.000	NO	Elevance Health, Inc. ....	See Elevance Health, Inc. ownership listing in footnote	100.000	NO
AMERIGROUP Tennessee, Inc. ....	AMERIGROUP Corporation .....	100.000	NO	Elevance Health, Inc. ....	See Elevance Health, Inc. ownership listing in footnote	100.000	NO
AMERIGROUP Texas, Inc. ....	AMERIGROUP Corporation .....	100.000	NO	Elevance Health, Inc. ....	See Elevance Health, Inc. ownership listing in footnote	100.000	NO
AMERIGROUP Washington, Inc. ....	AMERIGROUP Corporation .....	100.000	NO	Elevance Health, Inc. ....	See Elevance Health, Inc. ownership listing in footnote	100.000	NO
AMGP Georgia Managed Care Company, Inc. ....	AMERIGROUP Corporation .....	100.000	NO	Elevance Health, Inc. ....	See Elevance Health, Inc. ownership listing in footnote	100.000	NO
AMH Health, LLC .....	Anthem Partnership Holding Company, LLC .....	50.000	NO	Elevance Health, Inc. ....	See Elevance Health, Inc. ownership listing in footnote	100.000	NO
AMH Health, LLC .....	MaineHealth .....	50.000	NO	Not Affiliated with Elevance Health, Inc. ....	Not Affiliated with Elevance Health, Inc. ....	100.000	NO
AMH Health Plans of Maine, Inc. ....	AMH Health, LLC .....	100.000	NO	Elevance Health, Inc. ....	See Elevance Health, Inc. ownership listing in footnote	100.000	NO
Anthem Blue Cross Life and Health Insurance Company .....	WellPoint California Services, Inc. ....	100.000	NO	Elevance Health, Inc. ....	See Elevance Health, Inc. ownership listing in footnote	100.000	NO
Anthem Health Plans of Kentucky, Inc. ....	ATH Holding Company, LLC .....	100.000	NO	Elevance Health, Inc. ....	See Elevance Health, Inc. ownership listing in footnote	100.000	NO
Anthem Health Plans of Maine, Inc. ....	ATH Holding Company, LLC .....	100.000	NO	Elevance Health, Inc. ....	See Elevance Health, Inc. ownership listing in footnote	100.000	NO
Anthem Health Plans of New Hampshire, Inc. ....	ATH Holding Company, LLC .....	100.000	NO	Elevance Health, Inc. ....	See Elevance Health, Inc. ownership listing in footnote	100.000	NO
Anthem Health Plans of Virginia, Inc. ....	Anthem Southeast, Inc. ....	100.000	NO	Elevance Health, Inc. ....	See Elevance Health, Inc. ownership listing in footnote	100.000	NO
Anthem Health Plans, Inc. ....	ATH Holding Company, LLC .....	100.000	NO	Elevance Health, Inc. ....	See Elevance Health, Inc. ownership listing in footnote	100.000	NO



ANNUAL STATEMENT FOR THE YEAR 2022 OF THE Amerigroup New Jersey, Inc.

**SCHEDULE Y**

**PART 3 - ULTIMATE CONTROLLING PARTY AND LISTING OF OTHER U.S. INSURANCE GROUPS OR ENTITIES UNDER THAT ULTIMATE CONTROLLING PARTY'S CONTROL**

1 Insurers in Holding Company	2 Owners with Greater Than 10% Ownership	3 Ownership Percentage Column 2 of Column 1	4 Granted Disclaimer of Control/ Affiliation of Column 2 Over Column 1 (Yes/No)	5 Ultimate Controlling Party	6 U.S. Insurance Groups or Entities Controlled by Column 5	7 Ownership Percentage (Column 5 of Column 6)	8 Granted Disclaimer of Control/ Affiliation of Column 5 Over Column 6 (Yes/No)
Anthem Insurance Companies, Inc. ....	Anthem, Inc. ....	100.000	NO	Elevance Health, Inc. ....	See Elevance Health, Inc. ownership listing in footnote	100.000	NO
Anthem Kentucky Managed Care Plan, Inc. ....	ATH Holding Company, LLC ....	100.000	NO	Elevance Health, Inc. ....	See Elevance Health, Inc. ownership listing in footnote	100.000	NO
Anthem Life & Disability Insurance Company ....	WellPoint Acquisition, LLC ....	100.000	NO	Elevance Health, Inc. ....	See Elevance Health, Inc. ownership listing in footnote	100.000	NO
Anthem Life Insurance Company ....	Rocky Mountain Hospital and Medical Service, Inc. ....	100.000	NO	Elevance Health, Inc. ....	See Elevance Health, Inc. ownership listing in footnote	100.000	NO
APC Passe ....	Anthem Partnership Holding Company, LLC ....	49.000	NO	Elevance Health, Inc. ....	See Elevance Health, Inc. ownership listing in footnote	100.000	NO
APC Passe ....	Arkansas Provider Coalition, LLC ....	51.000	NO	Not Affiliated with Elevance Health, Inc. ....	Not Affiliated with Elevance Health, Inc. ....	100.000	NO
Beacon Health Options of Pennsylvania, Inc. ....	Beacon Health Options, Inc. ....	100.000	NO	Elevance Health, Inc. ....	See Elevance Health, Inc. ownership listing in footnote	100.000	NO
Blue Cross Blue Shield Healthcare Plan of Georgia, Inc. ....	Cerulean Companies, Inc. ....	100.000	NO	Elevance Health, Inc. ....	See Elevance Health, Inc. ownership listing in footnote	100.000	NO
Blue Cross Blue Shield of Wisconsin ....	Crossroads Acquisition Corp. ....	100.000	NO	Elevance Health, Inc. ....	See Elevance Health, Inc. ownership listing in footnote	100.000	NO
CareMore Health Plan of Arizona, Inc. ....	CareMore Health System ....	100.000	NO	Elevance Health, Inc. ....	See Elevance Health, Inc. ownership listing in footnote	100.000	NO
CareMore Health Plan of Nevada ....	CareMore Health System ....	100.000	NO	Elevance Health, Inc. ....	See Elevance Health, Inc. ownership listing in footnote	100.000	NO
CCHA, LLC ....	Anthem Partnership Holding Company, LLC ....	50.000	NO	Elevance Health, Inc. ....	See Elevance Health, Inc. ownership listing in footnote	100.000	NO
CCHA, LLC ....	Colorado Community Health Alliance, LLC ....	50.000	NO	Not Affiliated with Elevance Health, Inc. ....	Not Affiliated with Elevance Health, Inc. ....	100.000	NO
Community Care Health Plan of Kansas, Inc. ....	Anthem Partnership Holding Company, LLC ....	90.000	NO	Elevance Health, Inc. ....	See Elevance Health, Inc. ownership listing in footnote	100.000	NO
Community Care Health Plan of Kansas, Inc. ....	Blue Cross and Blue Shield of Kansas ....	5.000	NO	Not Affiliated with Elevance Health, Inc. ....	Not Affiliated with Elevance Health, Inc. ....	100.000	NO
Community Care Health Plan of Kansas, Inc. ....	Blue Cross and Blue Shield of Kansas City ....	5.000	NO	Not Affiliated with Elevance Health, Inc. ....	Not Affiliated with Elevance Health, Inc. ....	100.000	NO
Community Care Health Plan of Louisiana, Inc. ....	Anthem Partnership Holding Company, LLC ....	75.000	NO	Elevance Health, Inc. ....	See Elevance Health, Inc. ownership listing in footnote	100.000	NO
Community Care Health Plan of Louisiana, Inc. ....	Louisiana Health Service & Indemnity Company ....	25.000	NO	Not Affiliated with Elevance Health, Inc. ....	Not Affiliated with Elevance Health, Inc. ....	100.000	NO
Community Care Health Plan of Nebraska, Inc. ....	Anthem Partnership Holding Company, LLC ....	95.000	NO	Elevance Health, Inc. ....	See Elevance Health, Inc. ownership listing in footnote	100.000	NO
Community Care Health Plan of Nebraska, Inc. ....	Blue Cross and Blue Shield of Nebraska ....	5.000	NO	Not Affiliated with Elevance Health, Inc. ....	Not Affiliated with Elevance Health, Inc. ....	100.000	NO
Community Care Health Plan of Nevada, Inc. ....	AMERIGROUP Corporation ....	100.000	NO	Elevance Health, Inc. ....	See Elevance Health, Inc. ownership listing in footnote	100.000	NO
Community Insurance Company ....	ATH Holding Company, LLC ....	100.000	NO	Elevance Health, Inc. ....	See Elevance Health, Inc. ownership listing in footnote	100.000	NO
Compcare Health Services Insurance Corporation ....	Blue Cross Blue Shield of Wisconsin ....	100.000	NO	Elevance Health, Inc. ....	See Elevance Health, Inc. ownership listing in footnote	100.000	NO
Empire HealthChoice Assurance, Inc. ....	WellPoint Holding Corp ....	100.000	NO	Elevance Health, Inc. ....	See Elevance Health, Inc. ownership listing in footnote	100.000	NO
Empire HealthChoice HMO, Inc. ....	Empire HealthChoice Assurance, Inc. ....	100.000	NO	Elevance Health, Inc. ....	See Elevance Health, Inc. ownership listing in footnote	100.000	NO

ANNUAL STATEMENT FOR THE YEAR 2022 OF THE Amerigroup New Jersey, Inc.

**SCHEDULE Y**

**PART 3 - ULTIMATE CONTROLLING PARTY AND LISTING OF OTHER U.S. INSURANCE GROUPS OR ENTITIES UNDER THAT ULTIMATE CONTROLLING PARTY'S CONTROL**

1 Insurers in Holding Company	2 Owners with Greater Than 10% Ownership	3 Ownership Percentage Column 2 of Column 1	4 Granted Disclaimer of Control/ Affiliation of Column 2 Over Column 1 (Yes/No)	5 Ultimate Controlling Party	6 U.S. Insurance Groups or Entities Controlled by Column 5	7 Ownership Percentage (Column 5 of Column 6)	8 Granted Disclaimer of Control/ Affiliation of Column 5 Over Column 6 (Yes/No)
Freedom Health, Inc. ....	AMERIGROUP Corporation .....	100.000	NO	Elevance Health, Inc. ....	See Elevance Health, Inc. ownership listing in footnote	100.000	NO
Greater Georgia Life Insurance Company .....	Blue Cross Blue Shield Healthcare Plan of Georgia, Inc. ....	100.000	NO	Elevance Health, Inc. ....	See Elevance Health, Inc. ownership listing in footnote	100.000	NO
Group Retiree Health Solutions, Inc. ....	GR Health Solutions LLC .....	100.000	NO	Elevance Health, Inc. ....	See Elevance Health, Inc. ownership listing in footnote	50.000	NO
Group Retiree Health Solutions, Inc. ....	GR Health Solutions LLC .....	100.000	NO	Independence Blue Cross, LLC .....	Not affiliated with Elevance Health, Inc. ....	50.000	NO
Health Colorado, Inc. ....	Beacon Health Options, Inc. ....	16.670	NO	Elevance Health, Inc. ....	See Elevance Health, Inc. ownership listing in footnote	100.000	NO
Health Colorado, Inc. ....	Valley-Wide Health Systems, Inc. ....	16.670	NO	Not Affiliated with Elevance Health, Inc. ....	Not Affiliated with Elevance Health, Inc. ....	100.000	NO
Health Colorado, Inc. ....	Health Solutions .....	16.670	NO	Not Affiliated with Elevance Health, Inc. ....	Not Affiliated with Elevance Health, Inc. ....	100.000	NO
Health Colorado, Inc. ....	San Luis Valley Behavioral Health Group .....	16.670	NO	Not Affiliated with Elevance Health, Inc. ....	Not Affiliated with Elevance Health, Inc. ....	100.000	NO
Health Colorado, Inc. ....	Solvista Health .....	16.670	NO	Not Affiliated with Elevance Health, Inc. ....	Not Affiliated with Elevance Health, Inc. ....	100.000	NO
Health Colorado, Inc. ....	Southeast Health Group .....	16.670	NO	Not Affiliated with Elevance Health, Inc. ....	Not Affiliated with Elevance Health, Inc. ....	100.000	NO
HealthKeepers, Inc. ....	Anthem Southeast, Inc. ....	92.510	NO	Elevance Health, Inc. ....	See Elevance Health, Inc. ownership listing in footnote	100.000	NO
HealthLink HMO, Inc. ....	HealthLink, Inc. ....	100.000	NO	Elevance Health, Inc. ....	See Elevance Health, Inc. ownership listing in footnote	100.000	NO
HealthPlus HP, LLC .....	AMERIGROUP Corporation .....	100.000	NO	Elevance Health, Inc. ....	See Elevance Health, Inc. ownership listing in footnote	100.000	NO
HealthSun Health Plans, Inc. ....	AMERIGROUP Corporation .....	100.000	NO	Elevance Health, Inc. ....	See Elevance Health, Inc. ownership listing in footnote	100.000	NO
Healthy Alliance Life Insurance Company .....	RightCHOICE Managed Care, Inc. ....	100.000	NO	Elevance Health, Inc. ....	See Elevance Health, Inc. ownership listing in footnote	100.000	NO
HMO Colorado, Inc. ....	Rocky Mountain Hospital and Medical Service, Inc. ...	100.000	NO	Elevance Health, Inc. ....	See Elevance Health, Inc. ownership listing in footnote	100.000	NO
HMO Missouri, Inc. ....	RightCHOICE Managed Care, Inc. ....	100.000	NO	Elevance Health, Inc. ....	See Elevance Health, Inc. ownership listing in footnote	100.000	NO
Matthew Thornton Health Plan, Inc. ....	Anthem Health Plans of New Hampshire, Inc. ....	100.000	NO	Elevance Health, Inc. ....	See Elevance Health, Inc. ownership listing in footnote	100.000	NO
Missouri Care, Incorporated .....	ATH Holding Company, LLC .....	100.000	NO	Elevance Health, Inc. ....	See Elevance Health, Inc. ownership listing in footnote	100.000	NO
MMM Healthcare, LLC .....	MMM Holdings, LLC .....	100.000	NO	Elevance Health, Inc. ....	See Elevance Health, Inc. ownership listing in footnote	100.000	NO
MMM Multi Health, LLC .....	MMM Holdings, LLC .....	100.000	NO	Elevance Health, Inc. ....	See Elevance Health, Inc. ownership listing in footnote	100.000	NO
Optimum Healthcare, Inc. ....	AMERIGROUP Corporation .....	100.000	NO	Elevance Health, Inc. ....	See Elevance Health, Inc. ownership listing in footnote	100.000	NO
PMC Medicare Choice, LLC .....	MMM Holdings, LLC .....	100.000	NO	Elevance Health, Inc. ....	See Elevance Health, Inc. ownership listing in footnote	100.000	NO
Rocky Mountain Hospital and Medical Service, Inc. ...	ATH Holding Company, LLC .....	100.000	NO	Elevance Health, Inc. ....	See Elevance Health, Inc. ownership listing in footnote	100.000	NO
Simply Healthcare Plans, Inc. ....	AMERIGROUP Corporation .....	100.000	NO	Elevance Health, Inc. ....	See Elevance Health, Inc. ownership listing in footnote	100.000	NO

**SCHEDULE Y**

**PART 3 - ULTIMATE CONTROLLING PARTY AND LISTING OF OTHER U.S. INSURANCE GROUPS OR ENTITIES UNDER THAT ULTIMATE CONTROLLING PARTY'S CONTROL**

1 Insurers in Holding Company	2 Owners with Greater Than 10% Ownership	3 Ownership Percentage Column 2 of Column 1	4 Granted Disclaimer of Control/ Affiliation of Column 2 Over Column 1 (Yes/No)	5 Ultimate Controlling Party	6 U.S. Insurance Groups or Entities Controlled by Column 5	7 Ownership Percentage (Column 5 of Column 6)	8 Granted Disclaimer of Control/ Affiliation of Column 5 Over Column 6 (Yes/No)
UNICARE Health Plan of West Virginia, Inc. ....	UNICARE National Services, Inc. ....	100.000	NO	Elevance Health, Inc. ....	See Elevance Health, Inc. ownership listing in footnote	100.000	NO
UNICARE Life & Health Insurance Company .....	UNICARE National Services, Inc. ....	100.000	NO	Elevance Health, Inc. ....	See Elevance Health, Inc. ownership listing in footnote	100.000	NO
ValueOptions of New Jersey, Inc. ....	Beacon Health Options, Inc. ....	100.000	NO	Elevance Health, Inc. ....	See Elevance Health, Inc. ownership listing in footnote	100.000	NO
ValueOptions of Texas, Inc. ....	Beacon Health Options, Inc. ....	100.000	NO	Elevance Health, Inc. ....	See Elevance Health, Inc. ownership listing in footnote	100.000	NO
Wisconsin Collaborative Insurance Company .....	Crossroads Acquisition Corp. ....	100.000	NO	Elevance Health, Inc. ....	See Elevance Health, Inc. ownership listing in footnote	100.000	NO

**Column 5, 6, and 7 indicating "Not affiliated with Elevance Health:"** for rows above whereby the Elevance Health ("Elevance") insurer is partially owned by Elevance and partially owned by a non-affiliate, Elevance doesn't report the "entities controlled by the non-affiliate" data if the ultimate controlling company is outside of its ownership. Nor does Elevance track what ownership percentage the non-affiliated controlling entities own of companies within their holding company structures. Therefore, we've reported as such.

Entities controlled by Elevance are as follows: AMERIGROUP Community Care of New Mexico, Inc., Amerigroup District of Columbia, Inc., Amerigroup Insurance Company, AMERIGROUP Iowa, Inc., AMERIGROUP Maryland, Inc., Amerigroup Mississippi, Inc., AMERIGROUP New Jersey, Inc., AMERIGROUP Ohio, Inc., Amerigroup Pennsylvania, Inc., AMERIGROUP Tennessee, Inc., AMERIGROUP Texas, Inc., AMERIGROUP Washington, Inc., AMGP Georgia Managed Care Company, Inc., AMH Health, LLC, AMH Health Plans of Maine, Inc., Anthem Blue Cross Life and Health Insurance Company, Anthem Health Plans of Kentucky, Inc., Anthem Health Plans of Maine, Inc., Anthem Health Plans of New Hampshire, Inc., Anthem Health Plans of Virginia, Inc., Anthem Health Plans, Inc., Anthem Insurance Companies, Inc., Anthem Kentucky Managed Care Plan, Inc., Anthem Life & Disability Insurance Company, Anthem Life Insurance Company, Beacon Health Options of Pennsylvania, Inc., Blue Cross Blue Shield Healthcare Plan of Georgia, Inc., Blue Cross Blue Shield of Wisconsin, CareMore Health Plan of Arizona, Inc., CareMore Health Plan of Nevada, CCHA, LLC, Community Care Health Plan of Kansas, Inc., Community Care Health Plan of Louisiana, Inc., Community Care Health Plan of Nebraska, Inc., Community Care Health Plan of Nevada, Inc., Community Insurance Company, CompCare Health Services Insurance Corporation, Empire HealthChoice Assurance, Inc., Empire HealthChoice HMO, Inc., Empower Healthcare Solutions, LLC, Freedom Health, Inc., Greater Georgia Life Insurance Company, Group Retiree Health Solutions, Inc., HealthKeepers, Inc., HealthLink HMO, Inc., HealthSun Health Plans, Inc., Healthy Alliance Life Insurance Company, HMO Colorado, Inc., HMO Missouri, Inc., Matthew Thornton Health Plan, Inc., Missouri Care, Incorporated, MMM Healthcare, LLC, MMM Multi Health, LLC, Optimum Healthcare, Inc., PMC Medicare Choice, LLC, Rocky Mountain Hospital and Medical Service, Inc., Simply Healthcare Plans, Inc., UNICARE Health Plan of West Virginia, Inc., UNICARE Life & Health Insurance Company, ValueOptions of New Jersey, Inc., ValueOptions of Texas, Inc., and Wisconsin Collaborative Insurance Company.

# SUPPLEMENTAL EXHIBITS AND SCHEDULES INTERROGATORIES

## REQUIRED FILINGS

The following supplemental reports are required to be filed as part of your statement filing unless specifically waived by the domiciliary state. However, in the event that your domiciliary state waives the filing requirement, your response of WAIVED to the specific interrogatory will be accepted in lieu of filing a "NONE" report and a bar code will be printed below. If the supplement is required of your company but is not being filed for whatever reason enter SEE EXPLANATION and provide an explanation following the interrogatory questions.




	Responses
<b>MARCH FILING</b>	
1. Will the Supplemental Compensation Exhibit be filed with the state of domicile by March 1? .....	YES
2. Will an actuarial opinion be filed by March 1? .....	YES
3. Will the confidential Risk-based Capital Report be filed with the NAIC by March 1?.....	YES
4. Will the confidential Risk-based Capital Report be filed with the state of domicile, if required, by March 1? .....	YES
<b>APRIL FILING</b>	
5. Will Management's Discussion and Analysis be filed by April 1? .....	YES
6. Will the Supplemental Investment Risks Interrogatories be filed by April 1? .....	YES
7. Will the Accident and Health Policy Experience Exhibit be filed by April 1? .....	YES
<b>JUNE FILING</b>	
8. Will an audited financial report be filed by June 1? .....	YES
9. Will Accountant's Letter of Qualifications be filed with the state of domicile and electronically with the NAIC by June 1? .....	YES

## SUPPLEMENTAL FILINGS

The following supplemental reports are required to be filed as part of your annual statement filing **if your company is engaged in the type of business covered by the supplement. However, in the event that your company does not transact the type of business for which the special report must be filed, your response of NO to the specific interrogatory will be accepted in lieu of filing a "NONE" report and a bar code will be printed below.** If the supplement is required of your company but is not being filed for whatever reason enter SEE EXPLANATION and provide an explanation following the interrogatory questions.

<b>MARCH FILING</b>	
10. Will the Medicare Supplement Insurance Experience Exhibit be filed with the state of domicile and the NAIC by March 1? .....	NO
11. Will the Supplemental Life data due March 1 be filed with the state of domicile and the NAIC? .....	NO
12. Will Schedule SIS (Stockholder Information Supplement) be filed with the state of domicile by March 1?.....	NO
13. Will the actuarial opinion on participating and non-participating policies as required in Interrogatories 1 and 2 on Exhibit 5 to Life Supplement be filed with the state of domicile and electronically with the NAIC by March 1?.....	NO
14. Will the actuarial opinion on non-guaranteed elements as required in Interrogatory 3 to Exhibit 5 to Life Supplement be filed with the state of domicile and electronically with the NAIC by March 1?.....	NO
15. Will the Medicare Part D Coverage Supplement be filed with the state of domicile and the NAIC by March 1?.....	NO
16. Will an approval from the reporting entity's state of domicile for relief related to the five-year rotation requirement for lead audit partner be filed electronically with the NAIC by March 1? .....	NO
17. Will an approval from the reporting entity's state of domicile for relief related to the one-year cooling off period for independent CPA be filed electronically with the NAIC by March 1? .....	NO
18. Will an approval from the reporting entity's state of domicile for relief related to the Requirements for Audit Committees be filed electronically with the NAIC by March 1? .....	NO
<b>APRIL FILING</b>	
19. Will the Long-Term Care Experience Reporting Forms be filed with the state of domicile and the NAIC by April 1? .....	NO
20. Will the Supplemental Life data due April 1 be filed with the state of domicile and the NAIC? .....	NO
21. Will the Supplemental Health Care Exhibit (Parts 1, 2 and 3) be filed with the state of domicile and the NAIC by April 1? .....	YES
22. Will the regulator only (non-public) Supplemental Health Care Exhibit's Expense Allocation Report be filed with the state of domicile and the NAIC by April 1? .....	YES
23. Will the Life, Health & Annuity Guaranty Association Assessable Premium Exhibit - Parts 1 and 2 be filed with the state of domicile and the NAIC by April 1? .....	NO
<b>AUGUST FILING</b>	
24. Will Management's Report of Internal Control Over Financial Reporting be filed with the state of domicile by August 1? .....	YES
Explanations:	
10.	
11.	
12.	
13.	
14.	
15.	
16.	
17.	
18.	
19.	
20.	
23.	

### Bar Codes:

10. Medicare Supplement Insurance Experience Exhibit [Document Identifier 360]	
11. Life Supplement [Document Identifier 205]	
12. SIS Stockholder Information Supplement [Document Identifier 420]	
13. Participating Opinion for Exhibit 5 [Document Identifier 371]	
14. Non-Guaranteed Opinion for Exhibit 5 [Document Identifier 370]	
15. Medicare Part D Coverage Supplement [Document Identifier 365]	
16. Relief from the five-year rotation requirement for lead audit partner [Document Identifier 224]	
17. Relief from the one-year cooling off period for independent CPA [Document Identifier 225]	
18. Relief from the Requirements for Audit Committees [Document Identifier 226]	

# SUPPLEMENTAL EXHIBITS AND SCHEDULES INTERROGATORIES

19. Long-Term Care Experience Reporting Forms [Document Identifier 306]



20. Life Supplement [Document Identifier 211]



23. Life, Health & Annuity Guaranty Association Assessable Premium Exhibit - Parts 1 and 2 [Document Identifier 290]

