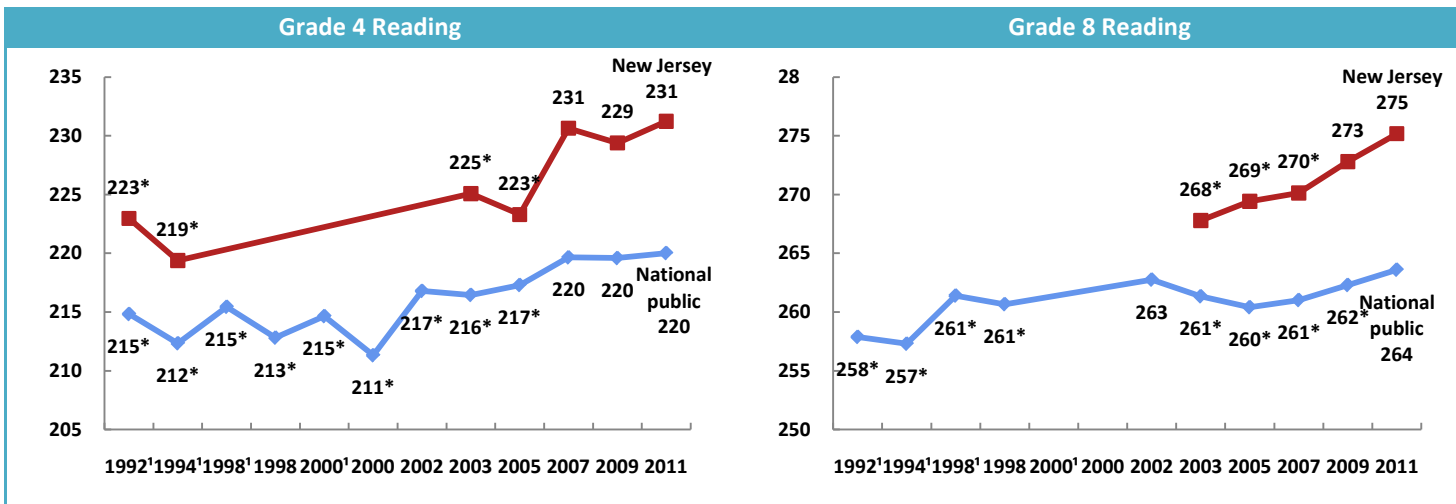


# Grades 4 and 8 Reading Results: New Jersey

## Reading score trends



- ★ New Jersey's grade 4 reading score was significantly higher in 2011 than in 1992<sup>1</sup>; it was not significantly different from that of 2009.
- ★ New Jersey's grade 8 reading score was significantly higher in 2011 than in 2003; it was not significantly different from that of 2009.

## Achievement-level results

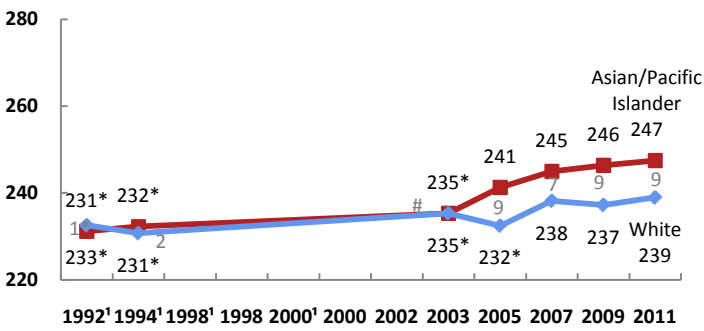
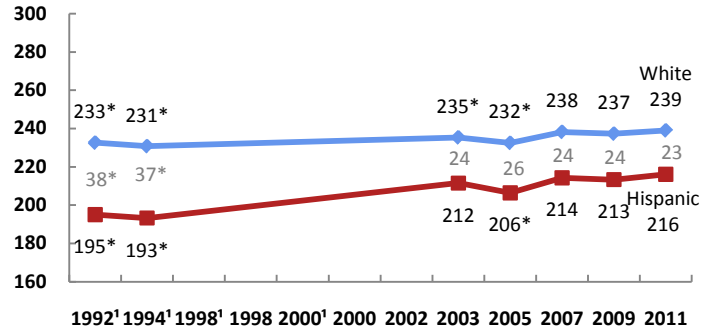
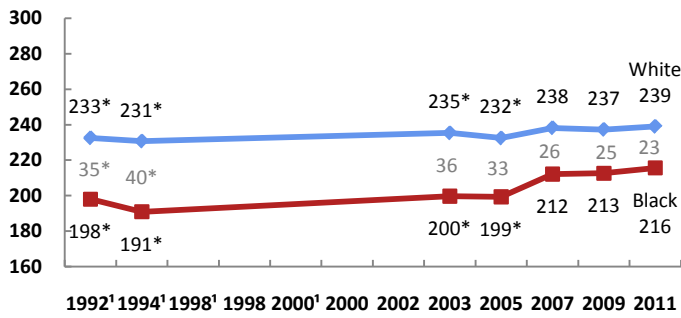
Grade 4	1992 <sup>1</sup>	1994 <sup>1</sup>	1998 <sup>1</sup>	1998	2002	2003	2005	2007	2009	2011
<b>Below Basic</b>	31*	35*	‡	‡	‡	30*	32*	23	24	22
<b>At or above Basic</b>	69*	65*	‡	‡	‡	70*	68*	77	76	78
<b>At or above Proficient</b>	35*	33*	‡	‡	‡	39*	37*	43	40	44
<b>At Advanced</b>	8*	8*	‡	‡	‡	11	10	12	10	11
Grade 8	1992 <sup>1</sup>	1994 <sup>1</sup>	1998 <sup>1</sup>	1998	2002	2003	2005	2007	2009	2011
<b>Below Basic</b>	‡	‡	‡	‡	‡	21*	20*	19	17	16
<b>At or above Basic</b>	‡	‡	‡	‡	‡	79*	80*	81	83	84
<b>At or above Proficient</b>	‡	‡	‡	‡	‡	37*	38*	39*	42	45
<b>At Advanced</b>	‡	‡	‡	‡	‡	3*	4*	4*	5	6

- ★ The percentage of New Jersey's grade 4 students who were at or above *Basic* in reading was significantly higher in 2011 than in 1992<sup>1</sup>; it was not significantly different from that of 2009.
- ★ The percentage of New Jersey's grade 4 students who were at or above *Proficient* in reading was significantly higher in 2011 than in 1992<sup>1</sup>; it was not significantly different from that of 2009.
- ★ The percentage of New Jersey's grade 8 students who were at or above *Basic* in reading was significantly higher in 2011 than in 2003; it was not significantly different from that of 2009.
- ★ The percentage of New Jersey's grade 8 students who were at or above *Proficient* in reading was significantly higher in 2011 than in 2003; it was not significantly different from that of 2009.

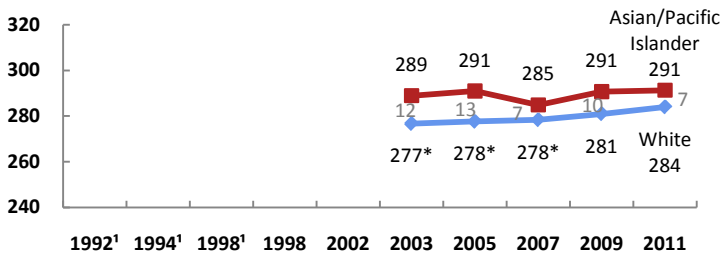
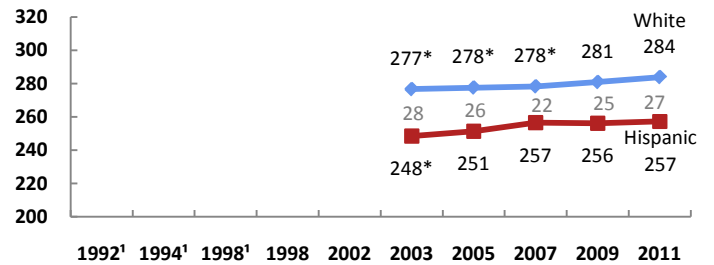
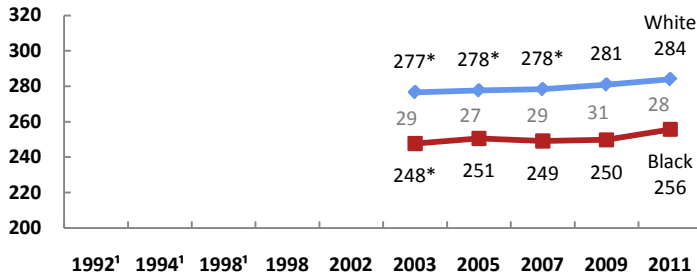
<sup>1</sup> Accommodations not permitted.  
 ‡ Reporting standards not met.  
 \*Significantly different ( $p < .05$ ) from 2011.  
 # Rounds to zero.

# Racial/ethnic group scores and gaps

## Grade 4



## Grade 8



Grade 4 and 8: No data were available American Indian/Alaska Native students in this jurisdiction.

<sup>1</sup> Accommodations not permitted.  
 ‡ Reporting standards not met.  
 \*Significantly different (p < .05) from 2011.  
 # Rounds to zero.