


New Jersey Early Intervention System (NJEIS) County Performance Report July 1, 2005 - June 30, 2006



ATLANTIC

This County is a Small Sized County

Early Intervention Programs (EIP)

Archway Programs, Inc., Children's Hospital of Philadelphia, Educational Translation Services, Inc., Rowan University, South Jersey Hospital Inc, Sunny Days Early Childhood Developmental Services, Inc., Theracare of New York, Inc

Targeted Evaluation Teams

Sunny Days Early Childhood Developmental Services, Inc., Children's Hospital of Philadelphia

	This County	Average Small Counties	State Total	Percent of Statewide Referrals	Statewide Percent of Child Count
Annual Referrals	331	198	13978	2%	
Children with Active IFSP on December 1, 2005 (Federal Child Count)	250	122	8815		3%


SPP Indicator	2005 - 2006 Reporting Period	This County	Average for Small Sized	State Target	State Performance
C 1	Percent of children that received all of the services on their IFSP in a timely manner	73.91%	83.78%	100%	86.64%
P 2	Percent of children primarily receiving services in the home or community	97.99%	99.29%	99.15%	99.29%
P 5	Percent of children birth to one served by NJEIS compared to the population of the county	1.09%		0.55%	0.59%
P 6	Percent of children birth to three served by NJEIS compared to the population of the county	2.36%		2.21%	2.67%
C 7	Percentage of Initial IFSP meetings held within 45 days of the Referral	100.00%	98.15%	100%	86.31%
C 8a	Percent of children with plans in their IFSP with steps to prepare the family and for transition out of Early Intervention	100.00%	93.02%	100%	95.02%
C 8b	Percent of children exiting Part C and potentially eligible for Part B where identification to the Local Education Agencies (LEA) occurred	80.00%	95.92%	100%	98.89%
C 8c	Percent of transition conferences held on time (for children eligible for Birth to Age Three by 29 months) *	88.89%	97.14%	100%	95.92%

Key:
C: Compliance Indicator
P: Performance Indicator

Corrective Action Plan (CAP)
*CAP Required: County corrected performance.
#CAP Required: County continuing to work on correction.

For more information on the NJEIS Statewide and County Performance Reports visit <http://nj.gov/health/fhs/eis/CountyPerformanceDescription.html>

New Jersey Early Intervention System (NJEIS) County Performance Report July 1, 2005 - June 30, 2006



BERGEN

This County is a Large Sized County

Early Intervention Programs (EIP)

Arc of Bergen & Passaic Counties, Inc, Bergen County Special Services School District, Carbel Billing & Consulting Services, Inc, Catholic Family & Community Services, Cerebral Palsy of North Jersey, Inc, Classic Rehabilitation, LTD., Compcare Therapeutics Inc, Educational Translation Services, Inc., ER Speech, Innovative Interventions, Innovative Therapeutic Services, LLC, Kid Clan Services, Inc, Kid Clan, LLC, Mountain Lakes EIP, Progressive Steps, L.L.C., Quality Care Group, LLC, St. Joseph School for the Blind, St. Joseph's Hospital & Medical Center, Sunny Days Early Childhood Developmental Services, Inc., Theracare of New York, Inc, TheraNorth Services, LLC, Therapy Associates LLC, Universal Progressive Therapy, Inc, Universal Progressive Therapy, Inc.

Targeted Evaluation Teams

Catholic Family & Community Services

	This County	Average Large Counties	State Total	Percent of Statewide Referrals	Statewide Percent of Child Count
Annual Referrals	1337	1172	13978	10%	
Children with Active IFSP on December 1, 2005 (Federal Child Count)	932	733	8815		11%


SPP Indicator	2005 - 2006 Reporting Period	This County	Average for Large Sized	State Target	State Performance
C 1	Percent of children that received all of the services on their IFSP in a timely manner		90.07%	100%	86.64%
P 2	Percent of children primarily receiving services in the home or community	99.79%	99.68%	99.15%	99.29%
P 5	Percent of children birth to one served by NJEIS compared to the population of the county	0.43%		0.55%	0.59%
P 6	Percent of children birth to three served by NJEIS compared to the population of the county	2.97%		2.21%	2.67%
C 7	Percentage of Initial IFSP meetings held within 45 days of the Referral #	46.32%	78.76%	100%	86.31%
C 8a	Percent of children with plans in their IFSP with steps to prepare the family and for transition out of Early Intervention	90.48%	94.37%	100%	95.02%
C 8b	Percent of children exiting Part C and potentially eligible for Part B where identification to the Local Education Agencies (LEA) occurred	100.00%	100.00%	100%	98.89%
C 8c	Percent of transition conferences held on time (for children eligible for Birth to Age Three by 29 months)	98.53%	96.93%	100%	95.92%

Key:
C: Compliance Indicator
P: Performance Indicator

Corrective Action Plan (CAP)
*CAP Required: County corrected performance.
#CAP Required: County continuing to work on correction.

For more information on the NJEIS Statewide and County Performance Reports visit <http://nj.gov/health/fhs/eis/CountyPerformanceDescription.html>

New Jersey Early Intervention System (NJEIS) County Performance Report July 1, 2005 - June 30, 2006



BURLINGTON

This County is a Medium Sized County

Early Intervention Programs (EIP)

Community Healthcare Systems, LLC, Eden Institute Inc, Sunny Days Early Childhood Developmental Services, Inc., Theracare of New York, Inc, Virtua Memorial Hospital- Burlington County Inc.

Targeted Evaluation Teams

Virtua Memorial Hospital- Burlington County Inc., Theracare of New York, Inc

	This County	Average Medium Counties	State Total	Percent of Statewide Referrals	Statewide Percent of Child Count
Annual Referrals	802	696	13978	6%	
Children with Active IFSP on December 1, 2005 (Federal Child Count)	448	445	8815		5%


SPP Indicator	2005 - 2006 Reporting Period	This County	Average for Medium Sized	State Target	State Performance
C 1	Percent of children that received all of the services on their IFSP in a timely manner	95.56%	81.25%	100%	86.64%
P 2	Percent of children primarily receiving services in the home or community	100.00%	98.80%	99.15%	99.29%
P 5	Percent of children birth to one served by NJEIS compared to the population of the county	0.79%		0.55%	0.59%
P 6	Percent of children birth to three served by NJEIS compared to the population of the county	2.67%		2.21%	2.67%
C 7	Percentage of Initial IFSP meetings held within 45 days of the Referral	97.06%	93.79%	100%	86.31%
C 8a	Percent of children with plans in their IFSP with steps to prepare the family and for transition out of Early Intervention	100.00%	98.44%	100%	95.02%
C 8b	Percent of children exiting Part C and potentially eligible for Part B where identification to the Local Education Agencies (LEA) occurred	100.00%	100.00%	100%	98.89%
C 8c	Percent of transition conferences held on time (for children eligible for Birth to Age Three by 29 months)	96.88%	94.38%	100%	95.92%

Key:
C: Compliance Indicator
P: Performance Indicator

Corrective Action Plan (CAP)
*CAP Required: County corrected performance.
#CAP Required: County continuing to work on correction.

For more information on the NJEIS Statewide and County Performance Reports visit <http://nj.gov/health/fhs/eis/CountyPerformanceDescription.html>

New Jersey Early Intervention System (NJEIS) County Performance Report July 1, 2005 - June 30, 2006



CAMDEN

This County is a Large Sized County

Early Intervention Programs (EIP)

Archway Programs, Inc., Bancroft NeuroHealth, Community Healthcare Systems, LLC, Eden Institute Inc, Gloucester County Special Services School District, Kingsway Learning Center, Our Lady of Lourdes Health Foundation, Inc, Rowan University, Salem County Special Services School District, Sunny Days Early Childhood Developmental Services, Inc., Theracare of New York, Inc, Virtua Memorial Hospital-Burlington County Inc.

Targeted Evaluation Teams

Archway Programs, Inc., Our Lady of Lourdes Health Foundation, Inc, Theracare of New York, Inc

	This County	Average Large Counties	State Total	Percent of Statewide Referrals	Statewide Percent of Child Count
Annual Referrals	924	1172	13978	7%	
Children with Active IFSP on December 1, 2005 (Federal Child Count)	604	733	8815		7%


SPP Indicator	2005 - 2006 Reporting Period	This County	Average for Large Sized	State Target	State Performance
C 1	Percent of children that received all of the services on their IFSP in a timely manner		90.07%	100%	86.64%
P 2	Percent of children primarily receiving services in the home or community	99.47%	99.68%	99.15%	99.29%
P 5	Percent of children birth to one served by NJEIS compared to the population of the county	0.67%		0.55%	0.59%
P 6	Percent of children birth to three served by NJEIS compared to the population of the county	2.69%		2.21%	2.67%
C 7	Percentage of Initial IFSP meetings held within 45 days of the Referral	98.25%	78.76%	100%	86.31%
C 8a	Percent of children with plans in their IFSP with steps to prepare the family and for transition out of Early Intervention	100.00%	94.37%	100%	95.02%
C 8b	Percent of children exiting Part C and potentially eligible for Part B where identification to the Local Education Agencies (LEA) occurred	100.00%	100.00%	100%	98.89%
C 8c	Percent of transition conferences held on time (for children eligible for Birth to Age Three by 29 months) *	85.00%	96.93%	100%	95.92%

Key:
C: Compliance Indicator
P: Performance Indicator

Corrective Action Plan (CAP)
*CAP Required: County corrected performance.
#CAP Required: County continuing to work on correction.

For more information on the NJEIS Statewide and County Performance Reports visit <http://nj.gov/health/fhs/eis/CountyPerformanceDescription.html>

New Jersey Early Intervention System (NJEIS) County Performance Report July 1, 2005 - June 30, 2006



CAPE MAY

This County is a Small Sized County

Early Intervention Programs (EIP)

Cape May County Schools For Special Services, Shirley Eves Developmental & Therapeutic Center, Inc

Targeted Evaluation Teams

Cape May County Schools For Special Services

	This County	Average Small Counties	State Total	Percent of Statewide Referrals	Statewide Percent of Child Count
Annual Referrals	80	198	13978	1%	
Children with Active IFSP on December 1, 2005 (Federal Child Count)	63	122	8815		1%


SPP Indicator	2005 - 2006 Reporting Period	This County	Average for Small Sized	State Target	State Performance
C 1	Percent of children that received all of the services on their IFSP in a timely manner	100.00%	83.78%	100%	86.64%
P 2	Percent of children primarily receiving services in the home or community	100.00%	99.29%	99.15%	99.29%
P 5	Percent of children birth to one served by NJEIS compared to the population of the county	0.64%		0.55%	0.59%
P 6	Percent of children birth to three served by NJEIS compared to the population of the county	1.70%		2.21%	2.67%
C 7	Percentage of Initial IFSP meetings held within 45 days of the Referral	100.00%	98.15%	100%	86.31%
C 8a	Percent of children with plans in their IFSP with steps to prepare the family and for transition out of Early Intervention	91.67%	93.02%	100%	95.02%
C 8b	Percent of children exiting Part C and potentially eligible for Part B where identification to the Local Education Agencies (LEA) occurred	100.00%	95.92%	100%	98.89%
C 8c	Percent of transition conferences held on time (for children eligible for Birth to Age Three by 29 months)	100.00%	97.14%	100%	95.92%

Key:
C: Compliance Indicator
P: Performance Indicator

Corrective Action Plan (CAP)
*CAP Required: County corrected performance.
#CAP Required: County continuing to work on correction.

For more information on the NJEIS Statewide and County Performance Reports visit <http://nj.gov/health/fhs/eis/CountyPerformanceDescription.html>

New Jersey Early Intervention System (NJEIS) County Performance Report July 1, 2005 - June 30, 2006



CUMBERLAND

This County is a Small Sized County

Early Intervention Programs (EIP)

Educational Translation Services, Inc., Rowan University, Shirley Eves Developmental & Therapeutic Center, Inc, South Jersey Hospital Inc, St. John of God Community Services, Theracare of New York, Inc

Targeted Evaluation Teams

South Jersey Hospital Inc

	This County	Average Small Counties	State Total	Percent of Statewide Referrals	Statewide Percent of Child Count
Annual Referrals	287	198	13978	2%	
Children with Active IFSP on December 1, 2005 (Federal Child Count)	153	122	8815		2%


SPP Indicator	2005 - 2006 Reporting Period	This County	Average for Small Sized	State Target	State Performance
C 1	Percent of children that received all of the services on their IFSP in a timely manner	100.00%	83.78%	100%	86.64%
P 2	Percent of children primarily receiving services in the home or community	100.00%	99.29%	99.15%	99.29%
P 5	Percent of children birth to one served by NJEIS compared to the population of the county	0.61%		0.55%	0.59%
P 6	Percent of children birth to three served by NJEIS compared to the population of the county	2.29%		2.21%	2.67%
C 7	Percentage of Initial IFSP meetings held within 45 days of the Referral	100.00%	98.15%	100%	86.31%
C 8a	Percent of children with plans in their IFSP with steps to prepare the family and for transition out of Early Intervention	85.71%	93.02%	100%	95.02%
C 8b	Percent of children exiting Part C and potentially eligible for Part B where identification to the Local Education Agencies (LEA) occurred	100.00%	95.92%	100%	98.89%
C 8c	Percent of transition conferences held on time (for children eligible for Birth to Age Three by 29 months)	100.00%	97.14%	100%	95.92%

Key:
C: Compliance Indicator
P: Performance Indicator

Corrective Action Plan (CAP)
*CAP Required: County corrected performance.
#CAP Required: County continuing to work on correction.

For more information on the NJEIS Statewide and County Performance Reports visit <http://nj.gov/health/fhs/eis/CountyPerformanceDescription.html>

New Jersey Early Intervention System (NJEIS) County Performance Report July 1, 2005 - June 30, 2006



ESSEX

This County is a Large Sized County

Early Intervention Programs (EIP)

Carbel Billing & Consulting Services, Inc, Cerebral Palsy of North Jersey, Inc, Children's Specialized Hospital, Community Child Development LLC, Compcare Therapeutics Inc, Educational Translation Services, Inc., Innovative Therapeutic Services, LLC, Lee's Developmental Services LLC, Montclair State University, Mountain Lakes EIP, Progressive Steps, L.L.C., St. Joseph School for the Blind, Summit Speech School, Sunny Days Early Childhood Developmental Services, Inc., Team Hope, The Association for Retarded Citizens of Essex County, Inc, Theracare of New York, Inc, TheraNorth Services, LLC, Therapy Associates LLC, University of Medicine and Dentistry of New Jersey

Targeted Evaluation Teams

University of Medicine and Dentistry of New Jersey, Community Child Development LLC

	This County	Average Large Counties	State Total	Percent of Statewide Referrals	Statewide Percent of Child Count
Annual Referrals	1232	1172	13978	9%	
Children with Active IFSP on December 1, 2005 (Federal Child Count)	663	733	8815		8%


SPP Indicator	2005 - 2006 Reporting Period	This County	Average for Large Sized	State Target	State Performance
C 1	Percent of children that received all of the services on their IFSP in a timely manner	87.50%	90.07%	100%	86.64%
P 2	Percent of children primarily receiving services in the home or community	99.03%	99.68%	99.15%	99.29%
P 5	Percent of children birth to one served by NJEIS compared to the population of the county	0.42%		0.55%	0.59%
P 6	Percent of children birth to three served by NJEIS compared to the population of the county	1.97%		2.21%	2.67%
C 7	Percentage of Initial IFSP meetings held within 45 days of the Referral *	70.97%	78.76%	100%	86.31%
C 8a	Percent of children with plans in their IFSP with steps to prepare the family and for transition out of Early Intervention	81.82%	94.37%	100%	95.02%
C 8b	Percent of children exiting Part C and potentially eligible for Part B where identification to the Local Education Agencies (LEA) occurred	100.00%	100.00%	100%	98.89%
C 8c	Percent of transition conferences held on time (for children eligible for Birth to Age Three by 29 months)	100.00%	96.93%	100%	95.92%

Key:
C: Compliance Indicator
P: Performance Indicator

Corrective Action Plan (CAP)
*CAP Required: County corrected performance.
#CAP Required: County continuing to work on correction.

For more information on the NJEIS Statewide and County Performance Reports visit <http://nj.gov/health/fhs/eis/CountyPerformanceDescription.html>

New Jersey Early Intervention System (NJEIS) County Performance Report July 1, 2005 - June 30, 2006



GLOUCESTER

This County is a Medium Sized County

Early Intervention Programs (EIP)

Archway Programs, Inc., Gloucester County Special Services School District, Rowan University, Salem County Special Services School District, South Jersey Hospital Inc, St. John of God Community Services, Theracare of New York, Inc

Targeted Evaluation Teams

St. John of God Community Services

	This County	Average Medium Counties	State Total	Percent of Statewide Referrals	Statewide Percent of Child Count
Annual Referrals	489	696	13978	3%	
Children with Active IFSP on December 1, 2005 (Federal Child Count)	446	445	8815		5%


SPP Indicator	2005 - 2006 Reporting Period	This County	Average for Medium Sized	State Target	State Performance
C 1	Percent of children that received all of the services on their IFSP in a timely manner		81.25%	100%	86.64%
P 2	Percent of children primarily receiving services in the home or community	100.00%	98.80%	99.15%	99.29%
P 5	Percent of children birth to one served by NJEIS compared to the population of the county	1.04%		0.55%	0.59%
P 6	Percent of children birth to three served by NJEIS compared to the population of the county	4.14%		2.21%	2.67%
C 7	Percentage of Initial IFSP meetings held within 45 days of the Referral	100.00%	93.79%	100%	86.31%
C 8a	Percent of children with plans in their IFSP with steps to prepare the family and for transition out of Early Intervention	100.00%	98.44%	100%	95.02%
C 8b	Percent of children exiting Part C and potentially eligible for Part B where identification to the Local Education Agencies (LEA) occurred	100.00%	100.00%	100%	98.89%
C 8c	Percent of transition conferences held on time (for children eligible for Birth to Age Three by 29 months)	97.22%	94.38%	100%	95.92%

Key:
C: Compliance Indicator
P: Performance Indicator

Corrective Action Plan (CAP)
*CAP Required: County corrected performance.
#CAP Required: County continuing to work on correction.

For more information on the NJEIS Statewide and County Performance Reports visit <http://nj.gov/health/fhs/eis/CountyPerformanceDescription.html>

New Jersey Early Intervention System (NJEIS) County Performance Report July 1, 2005 - June 30, 2006



HUDSON

This County is a Medium Sized County

Early Intervention Programs (EIP)

Cerebral Palsy of North Jersey, Inc, Classic Rehabilitation, LTD., Compcare Therapeutics Inc, Educational Translation Services, Inc., Hudson Milestones, Innovative Therapeutic Services, LLC, Mountain Lakes EIP, Pediatric Therapy Resources, LLC, St. Joseph School for the Blind, Summit Speech School, Sunny Days Early Childhood Developmental Services, Inc., Theracare of New York, Inc, TheraNorth Services, LLC, Therapy Associates LLC

Targeted Evaluation Teams

Sunny Days Early Childhood Developmental Services, Inc.

	This County	Average Medium Counties	State Total	Percent of Statewide Referrals	Statewide Percent of Child Count
Annual Referrals	631	696	13978	5%	
Children with Active IFSP on December 1, 2005 (Federal Child Count)	382	445	8815		4%


SPP Indicator	2005 - 2006 Reporting Period	This County	Average for Medium Sized	State Target	State Performance
C 1	Percent of children that received all of the services on their IFSP in a timely manner	74.07%	81.25%	100%	86.64%
P 2	Percent of children primarily receiving services in the home or community	98.91%	98.80%	99.15%	99.29%
P 5	Percent of children birth to one served by NJEIS compared to the population of the county	0.31%		0.55%	0.59%
P 6	Percent of children birth to three served by NJEIS compared to the population of the county	1.37%		2.21%	2.67%
C 7	Percentage of Initial IFSP meetings held within 45 days of the Referral	96.00%	93.79%	100%	86.31%
C 8a	Percent of children with plans in their IFSP with steps to prepare the family and for transition out of Early Intervention	100.00%	98.44%	100%	95.02%
C 8b	Percent of children exiting Part C and potentially eligible for Part B where identification to the Local Education Agencies (LEA) occurred	100.00%	100.00%	100%	98.89%
C 8c	Percent of transition conferences held on time (for children eligible for Birth to Age Three by 29 months) *	87.50%	94.38%	100%	95.92%

Key:
C: Compliance Indicator
P: Performance Indicator

Corrective Action Plan (CAP)
*CAP Required: County corrected performance.
#CAP Required: County continuing to work on correction.

For more information on the NJEIS Statewide and County Performance Reports visit <http://nj.gov/health/fhs/eis/CountyPerformanceDescription.html>

New Jersey Early Intervention System (NJEIS) County Performance Report July 1, 2005 - June 30, 2006



HUNTERDON

This County is a Small Sized County

Early Intervention Programs (EIP)

Hunterdon Medical Center, Mountain Lakes EIP, Sunny Days Early Childhood Developmental Services, Inc., Team Hope, The Matheny School & Hospital, Inc, Theracare of New York, Inc, Vista Rehab Services

Targeted Evaluation Teams

Sunny Days Early Childhood Developmental Services, Inc.

	This County	Average Small Counties	State Total	Percent of Statewide Referrals	Statewide Percent of Child Count
Annual Referrals	198	198	13978	1%	
Children with Active IFSP on December 1, 2005 (Federal Child Count)	110	122	8815		1%


SPP Indicator	2005 - 2006 Reporting Period	This County	Average for Small Sized	State Target	State Performance
C 1	Percent of children that received all of the services on their IFSP in a timely manner		83.78%	100%	86.64%
P 2	Percent of children primarily receiving services in the home or community	100.00%	99.29%	99.15%	99.29%
P 5	Percent of children birth to one served by NJEIS compared to the population of the county	0.22%		0.55%	0.59%
P 6	Percent of children birth to three served by NJEIS compared to the population of the county	1.94%		2.21%	2.67%
C 7	Percentage of Initial IFSP meetings held within 45 days of the Referral	92.31%	98.15%	100%	86.31%
C 8a	Percent of children with plans in their IFSP with steps to prepare the family and for transition out of Early Intervention	100.00%	93.02%	100%	95.02%
C 8b	Percent of children exiting Part C and potentially eligible for Part B where identification to the Local Education Agencies (LEA) occurred	100.00%	95.92%	100%	98.89%
C 8c	Percent of transition conferences held on time (for children eligible for Birth to Age Three by 29 months)	100.00%	97.14%	100%	95.92%

Key:
C: Compliance Indicator
P: Performance Indicator

Corrective Action Plan (CAP)
*CAP Required: County corrected performance.
#CAP Required: County continuing to work on correction.

For more information on the NJEIS Statewide and County Performance Reports visit <http://nj.gov/health/fhs/eis/CountyPerformanceDescription.html>

New Jersey Early Intervention System (NJEIS) County Performance Report July 1, 2005 - June 30, 2006



MERCER

This County is a Medium Sized County

Early Intervention Programs (EIP)

Big Apple Therapy Associates, Children's Specialized Hospital, Classic Rehabilitation, LTD., Eden Institute Inc, Sunny Days Early Childhood Developmental Services, Inc., Theracare of New York, Inc

Targeted Evaluation Teams

Children's Specialized Hospital

	This County	Average Medium Counties	State Total	Percent of Statewide Referrals	Statewide Percent of Child Count
Annual Referrals	467	696	13978	3%	
Children with Active IFSP on December 1, 2005 (Federal Child Count)	298	445	8815		3%


SPP Indicator	2005 - 2006 Reporting Period	This County	Average for Medium Sized	State Target	State Performance
C 1	Percent of children that received all of the services on their IFSP in a timely manner	96.88%	81.25%	100%	86.64%
P 2	Percent of children primarily receiving services in the home or community	96.51%	98.80%	99.15%	99.29%
P 5	Percent of children birth to one served by NJEIS compared to the population of the county	0.78%		0.55%	0.59%
P 6	Percent of children birth to three served by NJEIS compared to the population of the county	2.30%		2.21%	2.67%
C 7	Percentage of Initial IFSP meetings held within 45 days of the Referral	92.86%	93.79%	100%	86.31%
C 8a	Percent of children with plans in their IFSP with steps to prepare the family and for transition out of Early Intervention		98.44%	100%	95.02%
C 8b	Percent of children exiting Part C and potentially eligible for Part B where identification to the Local Education Agencies (LEA) occurred		100.00%	100%	98.89%
C 8c	Percent of transition conferences held on time (for children eligible for Birth to Age Three by 29 months)	100.00%	94.38%	100%	95.92%

Key:
C: Compliance Indicator
P: Performance Indicator

Corrective Action Plan (CAP)
*CAP Required: County corrected performance.
#CAP Required: County continuing to work on correction.

For more information on the NJEIS Statewide and County Performance Reports visit <http://nj.gov/health/fhs/eis/CountyPerformanceDescription.html>

New Jersey Early Intervention System (NJEIS) County Performance Report July 1, 2005 - June 30, 2006



MIDDLESEX

This County is a Large Sized County

Early Intervention Programs (EIP)

Allied Health Network, LLC, Big Apple Therapy Associates, Cerebral Palsy Association of Middlesex County, Children's Specialized Hospital, Community Hospital Group T/A JRI Physical Medicine, Eden Institute Inc, Educational Translation Services, Inc., Hands At Work Inc, Innovative Therapeutic Services, LLC, Occupational Therapy Consultants, Inc, Summit Speech School, Sunny Days Early Childhood Developmental Services, Inc., Theracare of New York, Inc, Vista Rehab Services, Xanadu Behavior Therapy

Targeted Evaluation Teams

Community Hospital Group T/A JRI Physical Medicine

	This County	Average Large Counties	State Total	Percent of Statewide Referrals	Statewide Percent of Child Count
Annual Referrals	1120	1172	13978	8%	
Children with Active IFSP on December 1, 2005 (Federal Child Count)	626	733	8815		7%


SPP Indicator	2005 - 2006 Reporting Period	This County	Average for Large Sized	State Target	State Performance
C 1	Percent of children that received all of the services on their IFSP in a timely manner		90.07%	100%	86.64%
P 2	Percent of children primarily receiving services in the home or community	99.72%	99.68%	99.15%	99.29%
P 5	Percent of children birth to one served by NJEIS compared to the population of the county	0.28%		0.55%	0.59%
P 6	Percent of children birth to three served by NJEIS compared to the population of the county	2.22%		2.21%	2.67%
C 7	Percentage of Initial IFSP meetings held within 45 days of the Referral	89.55%	78.76%	100%	86.31%
C 8a	Percent of children with plans in their IFSP with steps to prepare the family and for transition out of Early Intervention	100.00%	94.37%	100%	95.02%
C 8b	Percent of children exiting Part C and potentially eligible for Part B where identification to the Local Education Agencies (LEA) occurred	100.00%	100.00%	100%	98.89%
C 8c	Percent of transition conferences held on time (for children eligible for Birth to Age Three by 29 months)	100.00%	96.93%	100%	95.92%

Key:
C: Compliance Indicator
P: Performance Indicator

Corrective Action Plan (CAP)
*CAP Required: County corrected performance.
#CAP Required: County continuing to work on correction.

For more information on the NJEIS Statewide and County Performance Reports visit <http://nj.gov/health/fhs/eis/CountyPerformanceDescription.html>

New Jersey Early Intervention System (NJEIS) County Performance Report July 1, 2005 - June 30, 2006



MONMOUTH

This County is a Large Sized County

Early Intervention Programs (EIP)

Big Apple Therapy Associates, Children's Specialized Hospital, Classic Rehabilitation, LTD., Eden Institute Inc, Educational Translation Services, Inc., Family Resource Associates, Inc, Ladacin Network, Inc, Monmouth Medical Center, Neptune Township Board of Education, SCHI EIP, Summit Speech School, Sunny Days Early Childhood Developmental Services, Inc., Theracare of New York, Inc, Vista Rehab Services, VNA of Central Jersey Inc, Xanadu Behavior Therapy

Targeted Evaluation Teams

Ladacin Network, Inc

	This County	Average Large Counties	State Total	Percent of Statewide Referrals	Statewide Percent of Child Count
Annual Referrals	1135	1172	13978	8%	
Children with Active IFSP on December 1, 2005 (Federal Child Count)	742	733	8815		8%


SPP Indicator	2005 - 2006 Reporting Period	This County	Average for Large Sized	State Target	State Performance
C 1	Percent of children that received all of the services on their IFSP in a timely manner	97.94%	90.07%	100%	86.64%
P 2	Percent of children primarily receiving services in the home or community	100.00%	99.68%	99.15%	99.29%
P 5	Percent of children birth to one served by NJEIS compared to the population of the county	0.71%		0.55%	0.59%
P 6	Percent of children birth to three served by NJEIS compared to the population of the county	3.32%		2.21%	2.67%
C 7	Percentage of Initial IFSP meetings held within 45 days of the Referral	100.00%	78.76%	100%	86.31%
C 8a	Percent of children with plans in their IFSP with steps to prepare the family and for transition out of Early Intervention	100.00%	94.37%	100%	95.02%
C 8b	Percent of children exiting Part C and potentially eligible for Part B where identification to the Local Education Agencies (LEA) occurred	100.00%	100.00%	100%	98.89%
C 8c	Percent of transition conferences held on time (for children eligible for Birth to Age Three by 29 months)	95.56%	96.93%	100%	95.92%

Key:
C: Compliance Indicator
P: Performance Indicator

Corrective Action Plan (CAP)
*CAP Required: County corrected performance.
#CAP Required: County continuing to work on correction.

For more information on the NJEIS Statewide and County Performance Reports visit <http://nj.gov/health/fhs/eis/CountyPerformanceDescription.html>

New Jersey Early Intervention System (NJEIS) County Performance Report July 1, 2005 - June 30, 2006



MORRIS

This County is a Medium Sized County

Early Intervention Programs (EIP)

AHS Hospital Corp, Cerebral Palsy League Inc, Children's Specialized Hospital, Dynamic Center, Inc, Educational Translation Services, Inc., Innovative Therapeutic Services, LLC, J and B Occupational Therapy, LLC., Kid Clan Services, Inc, Lee's Developmental Services LLC, Mountain Lakes EIP, P.G. Chambers School, Progressive Steps, L.L.C., Quality Care Group, LLC, S & S Therapeutics, Inc, Speech Therapy Center, LLC, Summit Speech School, Sunny Days Early Childhood Developmental Services, Inc., Team Hope, The Arc Warren County Chapter, The Matheny School & Hospital, Inc, Theracare of New York, Inc, TheraNorth Services, LLC, Therapy Associates LLC

Targeted Evaluation Teams

Sunny Days Early Childhood Developmental Services, Inc.

	This County	Average Medium Counties	State Total	Percent of Statewide Referrals	Statewide Percent of Child Count
Annual Referrals	872	696	13978	6%	
Children with Active IFSP on December 1, 2005 (Federal Child Count)	562	445	8815		6%


SPP Indicator	2005 - 2006 Reporting Period	This County	Average for Medium Sized	State Target	State Performance
C 1	Percent of children that received all of the services on their IFSP in a timely manner	64.29%	81.25%	100%	86.64%
P 2	Percent of children primarily receiving services in the home or community	97.96%	98.80%	99.15%	99.29%
P 5	Percent of children birth to one served by NJEIS compared to the population of the county	0.60%		0.55%	0.59%
P 6	Percent of children birth to three served by NJEIS compared to the population of the county	3.14%		2.21%	2.67%
C 7	Percentage of Initial IFSP meetings held within 45 days of the Referral *	83.05%	93.79%	100%	86.31%
C 8a	Percent of children with plans in their IFSP with steps to prepare the family and for transition out of Early Intervention	100.00%	98.44%	100%	95.02%
C 8b	Percent of children exiting Part C and potentially eligible for Part B where identification to the Local Education Agencies (LEA) occurred	100.00%	100.00%	100%	98.89%
C 8c	Percent of transition conferences held on time (for children eligible for Birth to Age Three by 29 months) *	79.17%	94.38%	100%	95.92%

Key:
C: Compliance Indicator
P: Performance Indicator

Corrective Action Plan (CAP)
*CAP Required: County corrected performance.
#CAP Required: County continuing to work on correction.

For more information on the NJEIS Statewide and County Performance Reports visit <http://nj.gov/health/fhs/eis/CountyPerformanceDescription.html>

New Jersey Early Intervention System (NJEIS) County Performance Report July 1, 2005 - June 30, 2006



OCEAN

This County is a Large Sized County

Early Intervention Programs (EIP)

Big Apple Therapy Associates, Children's Hospital of Philadelphia, Children's Specialized Hospital, Classic Rehabilitation, LTD., Compcare Therapeutics Inc, Educational Translation Services, Inc., Family Resource Associates, Inc, Ladacin Network, Inc, Neptune Township Board of Education, SCHI EIP, Sunny Days Early Childhood Developmental Services, Inc., Theracare of New York, Inc, Xanadu Behavior Therapy

Targeted Evaluation Teams

Sunny Days Early Childhood Developmental Services, Inc.

	This County	Average Large Counties	State Total	Percent of Statewide Referrals	Statewide Percent of Child Count
Annual Referrals	1282	1172	13978	9%	
Children with Active IFSP on December 1, 2005 (Federal Child Count)	832	733	8815		9%


SPP Indicator	2005 - 2006 Reporting Period	This County	Average for Large Sized	State Target	State Performance
C 1	Percent of children that received all of the services on their IFSP in a timely manner	84.96%	90.07%	100%	86.64%
P 2	Percent of children primarily receiving services in the home or community	99.90%	99.68%	99.15%	99.29%
P 5	Percent of children birth to one served by NJEIS compared to the population of the county	0.98%		0.55%	0.59%
P 6	Percent of children birth to three served by NJEIS compared to the population of the county	4.55%		2.21%	2.67%
C 7	Percentage of Initial IFSP meetings held within 45 days of the Referral *	83.56%	78.76%	100%	86.31%
C 8a	Percent of children with plans in their IFSP with steps to prepare the family and for transition out of Early Intervention	100.00%	94.37%	100%	95.02%
C 8b	Percent of children exiting Part C and potentially eligible for Part B where identification to the Local Education Agencies (LEA) occurred	100.00%	100.00%	100%	98.89%
C 8c	Percent of transition conferences held on time (for children eligible for Birth to Age Three by 29 months)	100.00%	96.93%	100%	95.92%

Key:
C: Compliance Indicator
P: Performance Indicator

Corrective Action Plan (CAP)
*CAP Required: County corrected performance.
#CAP Required: County continuing to work on correction.

For more information on the NJEIS Statewide and County Performance Reports visit <http://nj.gov/health/fhs/eis/CountyPerformanceDescription.html>

New Jersey Early Intervention System (NJEIS) County Performance Report July 1, 2005 - June 30, 2006



PASSAIC

This County is a Medium Sized County

Early Intervention Programs (EIP)

Allied Health Network, LLC, Arc of Bergen & Passaic Counties, Inc, Catholic Family & Community Services, Center for Family Resources, Inc CFR-EIP, Cerebral Palsy of North Jersey, Inc, Classic Rehabilitation, LTD., Compcare Therapeutics Inc, Dynamic Center, Inc, Educational Translation Services, Inc., Innovative Interventions, Kid Clan Services, Inc, Mountain Lakes EIP, Progressive Steps, L.L.C., Quality Care Group, LLC, S & S Therapeutics, Inc, St. Joseph School for the Blind, St. Joseph's Hospital & Medical Center, Sunny Days Early Childhood Developmental Services, Inc., Theracare of New York, Inc, TheraNorth Services, LLC, Therapy Associates LLC

Targeted Evaluation Teams

Catholic Family & Community Services

	This County	Average Medium Counties	State Total	Percent of Statewide Referrals	Statewide Percent of Child Count
Annual Referrals	741	696	13978	5%	
Children with Active IFSP on December 1, 2005 (Federal Child Count)	493	445	8815		6%


SPP Indicator	2005 - 2006 Reporting Period	This County	Average for Medium Sized	State Target	State Performance
C 1	Percent of children that received all of the services on their IFSP in a timely manner		81.25%	100%	86.64%
P 2	Percent of children primarily receiving services in the home or community	97.81%	98.80%	99.15%	99.29%
P 5	Percent of children birth to one served by NJEIS compared to the population of the county	0.46%		0.55%	0.59%
P 6	Percent of children birth to three served by NJEIS compared to the population of the county	2.29%		2.21%	2.67%
C 7	Percentage of Initial IFSP meetings held within 45 days of the Referral #	88.37%	93.79%	100%	86.31%
C 8a	Percent of children with plans in their IFSP with steps to prepare the family and for transition out of Early Intervention	100.00%	98.44%	100%	95.02%
C 8b	Percent of children exiting Part C and potentially eligible for Part B where identification to the Local Education Agencies (LEA) occurred	100.00%	100.00%	100%	98.89%
C 8c	Percent of transition conferences held on time (for children eligible for Birth to Age Three by 29 months)	100.00%	94.38%	100%	95.92%

Key:
C: Compliance Indicator
P: Performance Indicator

Corrective Action Plan (CAP)
*CAP Required: County corrected performance.
#CAP Required: County continuing to work on correction.

For more information on the NJEIS Statewide and County Performance Reports visit <http://nj.gov/health/fhs/eis/CountyPerformanceDescription.html>

New Jersey Early Intervention System (NJEIS) County Performance Report July 1, 2005 - June 30, 2006



SALEM

This County is a Small Sized County

Early Intervention Programs (EIP)

Salem County Special Services School District, Shirley Eves Developmental & Therapeutic Center, Inc, St. John of God Community Services

Targeted Evaluation Teams

Shirley Eves Developmental & Therapeutic Center, Inc

	This County	Average Small Counties	State Total	Percent of Statewide Referrals	Statewide Percent of Child Count
Annual Referrals	55	198	13978	0%	
Children with Active IFSP on December 1, 2005 (Federal Child Count)	46	122	8815		1%


SPP Indicator	2005 - 2006 Reporting Period	This County	Average for Small Sized	State Target	State Performance
C 1	Percent of children that received all of the services on their IFSP in a timely manner		83.78%	100%	86.64%
P 2	Percent of children primarily receiving services in the home or community	100.00%	99.29%	99.15%	99.29%
P 5	Percent of children birth to one served by NJEIS compared to the population of the county	0.57%		0.55%	0.59%
P 6	Percent of children birth to three served by NJEIS compared to the population of the county	2.35%		2.21%	2.67%
C 7	Percentage of Initial IFSP meetings held within 45 days of the Referral	100.00%	98.15%	100%	86.31%
C 8a	Percent of children with plans in their IFSP with steps to prepare the family and for transition out of Early Intervention	100.00%	93.02%	100%	95.02%
C 8b	Percent of children exiting Part C and potentially eligible for Part B where identification to the Local Education Agencies (LEA) occurred	100.00%	95.92%	100%	98.89%
C 8c	Percent of transition conferences held on time (for children eligible for Birth to Age Three by 29 months)	100.00%	97.14%	100%	95.92%

Key:
C: Compliance Indicator
P: Performance Indicator

Corrective Action Plan (CAP)
*CAP Required: County corrected performance.
#CAP Required: County continuing to work on correction.

For more information on the NJEIS Statewide and County Performance Reports visit <http://nj.gov/health/fhs/eis/CountyPerformanceDescription.html>

New Jersey Early Intervention System (NJEIS) County Performance Report July 1, 2005 - June 30, 2006



SOMERSET

This County is a Medium Sized County

Early Intervention Programs (EIP)

Big Apple Therapy Associates, Children's Specialized Hospital, Eden Institute Inc, Educational Translation Services, Inc., Innovative Therapeutic Services, LLC, Occupational Therapy Consultants, Inc, Summit Speech School, Sunny Days Early Childhood Developmental Services, Inc., Team Hope, The Arc of Somerset County, The Matheny School & Hospital, Inc, Theracare of New York, Inc, Vista Rehab Services, Within Reach Pediatric Services, Inc

Targeted Evaluation Teams

Children's Specialized Hospital

	This County	Average Medium Counties	State Total	Percent of Statewide Referrals	Statewide Percent of Child Count
Annual Referrals	562	696	13978	4%	
Children with Active IFSP on December 1, 2005 (Federal Child Count)	372	445	8815		4%


SPP Indicator	2005 - 2006 Reporting Period	This County	Average for Medium Sized	State Target	State Performance
C 1	Percent of children that received all of the services on their IFSP in a timely manner		81.25%	100%	86.64%
P 2	Percent of children primarily receiving services in the home or community	99.54%	98.80%	99.15%	99.29%
P 5	Percent of children birth to one served by NJEIS compared to the population of the county	0.42%		0.55%	0.59%
P 6	Percent of children birth to three served by NJEIS compared to the population of the county	3.31%		2.21%	2.67%
C 7	Percentage of Initial IFSP meetings held within 45 days of the Referral	95.00%	93.79%	100%	86.31%
C 8a	Percent of children with plans in their IFSP with steps to prepare the family and for transition out of Early Intervention	88.89%	98.44%	100%	95.02%
C 8b	Percent of children exiting Part C and potentially eligible for Part B where identification to the Local Education Agencies (LEA) occurred	100.00%	100.00%	100%	98.89%
C 8c	Percent of transition conferences held on time (for children eligible for Birth to Age Three by 29 months)	100.00%	94.38%	100%	95.92%

Key:
C: Compliance Indicator
P: Performance Indicator

Corrective Action Plan (CAP)
*CAP Required: County corrected performance.
#CAP Required: County continuing to work on correction.

For more information on the NJEIS Statewide and County Performance Reports visit <http://nj.gov/health/fhs/eis/CountyPerformanceDescription.html>

New Jersey Early Intervention System (NJEIS) County Performance Report July 1, 2005 - June 30, 2006



SUSSEX

This County is a Small Sized County

Early Intervention Programs (EIP)

Dynamic Center, Inc, J and B Occupational Therapy, LLC., Prime Care, Inc, Progressive Steps, L.L.C., Quality Care Group, LLC, S & S Therapeutics, Inc, Sunny Days Early Childhood Developmental Services, Inc., Therapy Associates LLC

Targeted Evaluation Teams

Sunny Days Early Childhood Developmental Services, Inc.

	This County	Average Small Counties	State Total	Percent of Statewide Referrals	Statewide Percent of Child Count
Annual Referrals	232	198	13978	2%	
Children with Active IFSP on December 1, 2005 (Federal Child Count)	139	122	8815		2%


SPP Indicator	2005 - 2006 Reporting Period	This County	Average for Small Sized	State Target	State Performance
C 1	Percent of children that received all of the services on their IFSP in a timely manner		83.78%	100%	86.64%
P 2	Percent of children primarily receiving services in the home or community	99.31%	99.29%	99.15%	99.29%
P 5	Percent of children birth to one served by NJEIS compared to the population of the county	0.61%		0.55%	0.59%
P 6	Percent of children birth to three served by NJEIS compared to the population of the county	2.80%		2.21%	2.67%
C 7	Percentage of Initial IFSP meetings held within 45 days of the Referral	100.00%	98.15%	100%	86.31%
C 8a	Percent of children with plans in their IFSP with steps to prepare the family and for transition out of Early Intervention	86.67%	93.02%	100%	95.02%
C 8b	Percent of children exiting Part C and potentially eligible for Part B where identification to the Local Education Agencies (LEA) occurred	88.89%	95.92%	100%	98.89%
C 8c	Percent of transition conferences held on time (for children eligible for Birth to Age Three by 29 months)	100.00%	97.14%	100%	95.92%

Key:
C: Compliance Indicator
P: Performance Indicator

Corrective Action Plan (CAP)
*CAP Required: County corrected performance.
#CAP Required: County continuing to work on correction.

For more information on the NJEIS Statewide and County Performance Reports visit <http://nj.gov/health/fhs/eis/CountyPerformanceDescription.html>

New Jersey Early Intervention System (NJEIS) County Performance Report July 1, 2005 - June 30, 2006



UNION

This County is a Medium Sized County

Early Intervention Programs (EIP)

ARC of Union County, Inc, Cerebral Palsy League Inc, Cerebral Palsy of North Jersey, Inc, Children's Specialized Hospital, CompCare Therapeutics Inc, Educational Translation Services, Inc., Innovative Therapeutic Services, LLC, Lee's Developmental Services LLC, Progressive Steps, L.L.C., St. Joseph School for the Blind, Summit Speech School, Sunny Days Early Childhood Developmental Services, Inc., Team Hope, Theracare of New York, Inc, TheraNorth Services, LLC, Vista Rehab Services, Xanadu Behavior Therapy

Targeted Evaluation Teams

Children's Specialized Hospital

	This County	Average Medium Counties	State Total	Percent of Statewide Referrals	Statewide Percent of Child Count
Annual Referrals	1001	696	13978	7%	
Children with Active IFSP on December 1, 2005 (Federal Child Count)	558	445	8815		6%


SPP Indicator	2005 - 2006 Reporting Period	This County	Average for Medium Sized	State Target	State Performance
C 1	Percent of children that received all of the services on their IFSP in a timely manner		81.25%	100%	86.64%
P 2	Percent of children primarily receiving services in the home or community	99.36%	98.80%	99.15%	99.29%
P 5	Percent of children birth to one served by NJEIS compared to the population of the county	0.70%		0.55%	0.59%
P 6	Percent of children birth to three served by NJEIS compared to the population of the county	2.72%		2.21%	2.67%
C 7	Percentage of Initial IFSP meetings held within 45 days of the Referral	100.00%	93.79%	100%	86.31%
C 8a	Percent of children with plans in their IFSP with steps to prepare the family and for transition out of Early Intervention	100.00%	98.44%	100%	95.02%
C 8b	Percent of children exiting Part C and potentially eligible for Part B where identification to the Local Education Agencies (LEA) occurred	100.00%	100.00%	100%	98.89%
C 8c	Percent of transition conferences held on time (for children eligible for Birth to Age Three by 29 months)	100.00%	94.38%	100%	95.92%

Key:
C: Compliance Indicator
P: Performance Indicator

Corrective Action Plan (CAP)
*CAP Required: County corrected performance.
#CAP Required: County continuing to work on correction.

For more information on the NJEIS Statewide and County Performance Reports visit <http://nj.gov/health/fhs/eis/CountyPerformanceDescription.html>

New Jersey Early Intervention System (NJEIS) County Performance Report July 1, 2005 - June 30, 2006



WARREN

This County is a Small Sized County

Early Intervention Programs (EIP)

The Arc Warren County Chapter

Targeted Evaluation Teams

The Arc Warren County Chapter

	This County	Average Small Counties	State Total	Percent of Statewide Referrals	Statewide Percent of Child Count
Annual Referrals	200	198	13978	1%	
Children with Active IFSP on December 1, 2005 (Federal Child Count)	96	122	8815		1%

SPP Indicator	2005 - 2006 Reporting Period	This County	Average for Small Sized	State Target	State Performance
C 1	Percent of children that received all of the services on their IFSP in a timely manner		83.78%	100%	86.64%
P 2	Percent of children primarily receiving services in the home or community	100.00%	99.29%	99.15%	99.29%
P 5	Percent of children birth to one served by NJEIS compared to the population of the county	1.49%		0.55%	0.59%
P 6	Percent of children birth to three served by NJEIS compared to the population of the county	2.97%		2.21%	2.67%
C 7	Percentage of Initial IFSP meetings held within 45 days of the Referral	100.00%	98.15%	100%	86.31%
C 8a	Percent of children with plans in their IFSP with steps to prepare the family and for transition out of Early Intervention	83.33%	93.02%	100%	95.02%
C 8b	Percent of children exiting Part C and potentially eligible for Part B where identification to the Local Education Agencies (LEA) occurred	100.00%	95.92%	100%	98.89%
C 8c	Percent of transition conferences held on time (for children eligible for Birth to Age Three by 29 months)	100.00%	97.14%	100%	95.92%

Key:
C: Compliance Indicator
P: Performance Indicator

Corrective Action Plan (CAP)
*CAP Required: County corrected performance.
#CAP Required: County continuing to work on correction.

For more information on the NJEIS Statewide and County Performance Reports visit <http://nj.gov/health/fhs/eis/CountyPerformanceDescription.html>