

Workshop

Conference Series

Practical Course

Conferences

Symposia

Lecture Courses



## “Semaphorin Function and Mechanisms of Action”

May 8 - 11 | 2008 | Abbaye des Vaux de Cernay | France

Home

Programme

Speakers

Organizers

Submission of Applications



Transport

Venue

Related Links

### About the Workshop

This workshop will be a unique chance to regroup and share results from scientists interested in semaphorins and their receptors.

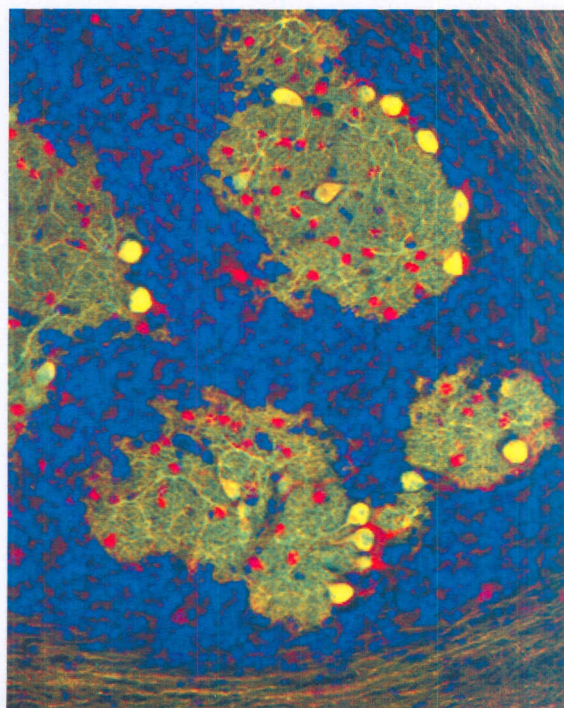


\*\*\* Latest News:

10 fellowships of 600 euros each will be provided by the "Ecole des Neurosciences de Paris" to students presenting posters at the meeting to cover the registration cost. Students will be selected among the registered participants by the organizers.

The Semaphorins are one of the largest family of axon guidance molecules, with more than 25 distinct genes characterized in vertebrates and invertebrates. Semaphorins have been identified in many diverse animal species and also in mammalian viruses.

Semaphorins participate in a variety of developmental and pathological processes. In vitro most semaphorins have potent repulsive effects on specific classes of embryonic axons, although some exert attractive effects. In addition to their role in axon guidance, many results suggest that semaphorins are involved in other developmental or pathological processes, such as apoptosis, tumorigenesis, angiogenesis, neurodegenerative diseases



### Co-Sponsors





Workshop

Conference  
Series

Practical Course

Conferences

Symposia

Lecture  
Courses

## “Semaphorin Function and Mechanisms of Action”

May 8 - 11 | 2008 | Abbaye des Vaulx de Cernay | France

Home

Programme

Speakers

Organizers

Submission of  
Applications

Transport

Venue

Related Links

### Speakers (confirmed)

#### Laurence Bomsell

INSERM U841  
Faculté de Médecine  
8 rue du General Sarraill  
94010 Creteil  
France  
[bomsell@creteil.inserm.fr](mailto:bomsell@creteil.inserm.fr)

#### David Ginty

The Solomon H. Snyder Department of Neuroscience  
Howard Hughes Medical Institute  
The Johns Hopkins University School of Medicine  
Room 1015, PCTB  
725 N. Wolfe Street  
Baltimore, MD 21205-2185  
[dginty@jhmi.edu](mailto:dginty@jhmi.edu)

#### Christine Holt

Department of Physiology  
Development and Neuroscience  
University of Cambridge  
Downing St.  
Cambridge CB2 3DY  
UK  
[ceh@mole.bio.cam.ac.uk](mailto:ceh@mole.bio.cam.ac.uk)

#### Hitoshi Kikutani

Research Institute of Microbial Disease  
Dept. of Molecular Immunology  
Osaka University  
3-1 Yamada-Oka, Suite  
Osaka, 565-0871

#### Britta Eickholt

MRC Centre for Developmental Neurobiology  
Kings College London  
New Hunts House, Guys Campus  
Strand, London WC2R 2LS  
U.K.  
[Britta.eickholt@kel.ac.uk](mailto:Britta.eickholt@kel.ac.uk)

#### Mary C. Halloran

University of Wisconsin-Madison Zoology  
307 Zoo Research  
1300 University Ave.  
Madison, WI 53706-1532  
USA  
[mchalloran@wisc.edu](mailto:mchalloran@wisc.edu)

#### Thomas M. Jessell

Columbia University  
701 West 168th Street  
HHSC Room 1013  
NY, NY 10032  
USA  
[tmj1@columbia.edu](mailto:tmj1@columbia.edu)

#### Michael Klagsbrun

Children's Hospital  
Surgical Research  
300 Longwood Ave.  
Boston, MA 02115  
USA

### Co-Sponsors





**Genentech**  
IN BUSINESS FOR LIFE

**Neuron** | Cell

Trends in  
**Neurosciences**

Japan

[kikutani@ragtime.biken.osaka-u.qc.jp](mailto:kikutani@ragtime.biken.osaka-u.qc.jp)

**Atsushi Kumanogoh**

Dept. of Molecular Immunology  
Research Institute for Microbial Diseases  
Osaka University  
3-1 Yamada – Oka, Suita  
Osaka 565-0871  
Japan

[Kumanogoh@ragtime.biken.osaka-u.qc.jp](mailto:Kumanogoh@ragtime.biken.osaka-u.qc.jp)

**Fanny Mann**

IBDML  
CNRS UMR 6216  
Campus de Luminy  
Case 907  
13288 Marseille Cedex 09  
France

[mann@ibdml.univ-mrs.fr](mailto:mann@ibdml.univ-mrs.fr)

**Manabu Negishi**

Laboratory of Molecular Neurobiology  
Graduate School of Biosciences  
Kyoto University  
Sakyo-ku  
Kyoto 606-8502  
Japan

[mnegishi@pharm.kyoto-u.ac.jp](mailto:mnegishi@pharm.kyoto-u.ac.jp)

**Dr Jeroen Pasterkamp**

Department of Pharmacology and Anatomy  
Rudolf Magnus Institute of Neuroscience  
University Medical Center Utrecht  
Universiteitsweg 100  
3584 CG Utrecht  
The Netherlands

[r.j.pasterkamp@umcutrecht.nl](mailto:r.j.pasterkamp@umcutrecht.nl)

**Luca Tamagnone**

Division of Molecular Oncology  
Institute for Cancer Research & Treatment  
Slrada Provinciale 142 Km 3,95  
10060 Candiolo, Torino  
Italy

[Luca.tamagnone@irce.it](mailto:Luca.tamagnone@irce.it)

[Michael.klagsbrun@tch.harvard.edu](mailto:Michael.klagsbrun@tch.harvard.edu)

**Liqun Luo**

Herrin Labs, Rooms 150  
Department of Biological Sciences  
Stanford University  
Stanford, CA 94305  
USA

[lluo@stanford.edu](mailto:lluo@stanford.edu)

**Kevin J. Mitchell**

Smurfit Institute  
Department of Genetics  
Trinity College  
Dublin 2  
Ireland

[Kevin.mitchell@tcd.ie](mailto:Kevin.mitchell@tcd.ie)

**Gera Neufeld**

Department of Anatomy and Cell Biology,  
Faculty of Medicine,  
Technion  
Israel Institute of Technology,  
1 Efron St., Haifa 31096,  
Israel

[gera@tx.technion.ac.il](mailto:gera@tx.technion.ac.il)

**Stephen M. Strittmatter**

Department of Neurology  
Yale University School of Medicine  
P. O. Box 208018  
New Haven, CT 06520-8018  
USA

[Stephen.strittmatter@yale.edu](mailto:Stephen.strittmatter@yale.edu)

**James Q. Zheng**

University of Medicine and Dentistry of New  
Jersey  
Robert Wood Johnson Medical School  
Department of Neuroscience and  
Cell Biology, R316/318  
Piscataway, NJ 08854  
USA

[zhengjq@umdnj.edu](mailto:zhengjq@umdnj.edu)