

# COLLEGE BOUND GRANT PROGRAM

*Helping students prepare for college since 1986*



In 2004,  
College Bound provided  
college readiness services to  
2765 students in  
189 public middle and high schools  
in 16 Abbott districts



- Purpose of the Grant:** To address the educational needs and aspirations of at-risk students in grades 6-12 in the 31 Abbott school districts
- Appropriation:** \$2.9 million annually; level funding for the past 15 years
- Enrollment:** 2570 students (College Bound and GEAR UP) to be served in fiscal 2007
- Institutional Partners:** 12 colleges and universities provide significant funding and other resources to support the ten College Bound programs
- Program Features:** Four- to six-week summer programs on college campuses, twenty sessions during the academic year with at least ten Saturday sessions, counseling, tutoring, field trips, career awareness events, multicultural enrichment activities, campus visits, college admission and financial aid information sessions, and parent activities.

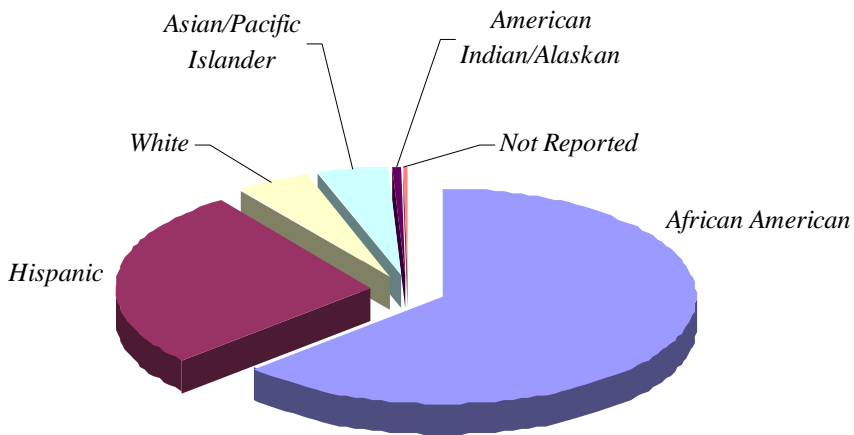
Outcome Measures (2004)	CB Students	Comparison Groups
Graduation rate of 12 <sup>th</sup> graders	99%	77% at target high schools <sup>1</sup>
College enrollment of low-income students within six months of high school graduation	72.6%	41.8% statewide
College enrollment of African American students within six months of high school graduation	77.7%	62.5% nationally
College enrollment of Hispanic students within six months of high school graduation	54.5%	61.8% nationally
Percentage of 12 <sup>th</sup> graders taking the SAT	87.6%	50% at target high schools <sup>1</sup>
Average Verbal SAT score <sup>2</sup>	458	395 at target high schools <sup>1</sup>
Average Math SAT score <sup>2</sup>	474	408 at target high schools <sup>1</sup>

*Data Sources: 03-04 NJ School Report Card, College Board, The Condition of Education 2006, SURE system, National Student Clearinghouse, and Postsecondary Education OPPORTUNITY (2006).*

*Notes: <sup>1</sup>Target high schools represent the 22 high schools where College Bound programs specifically recruit students.*

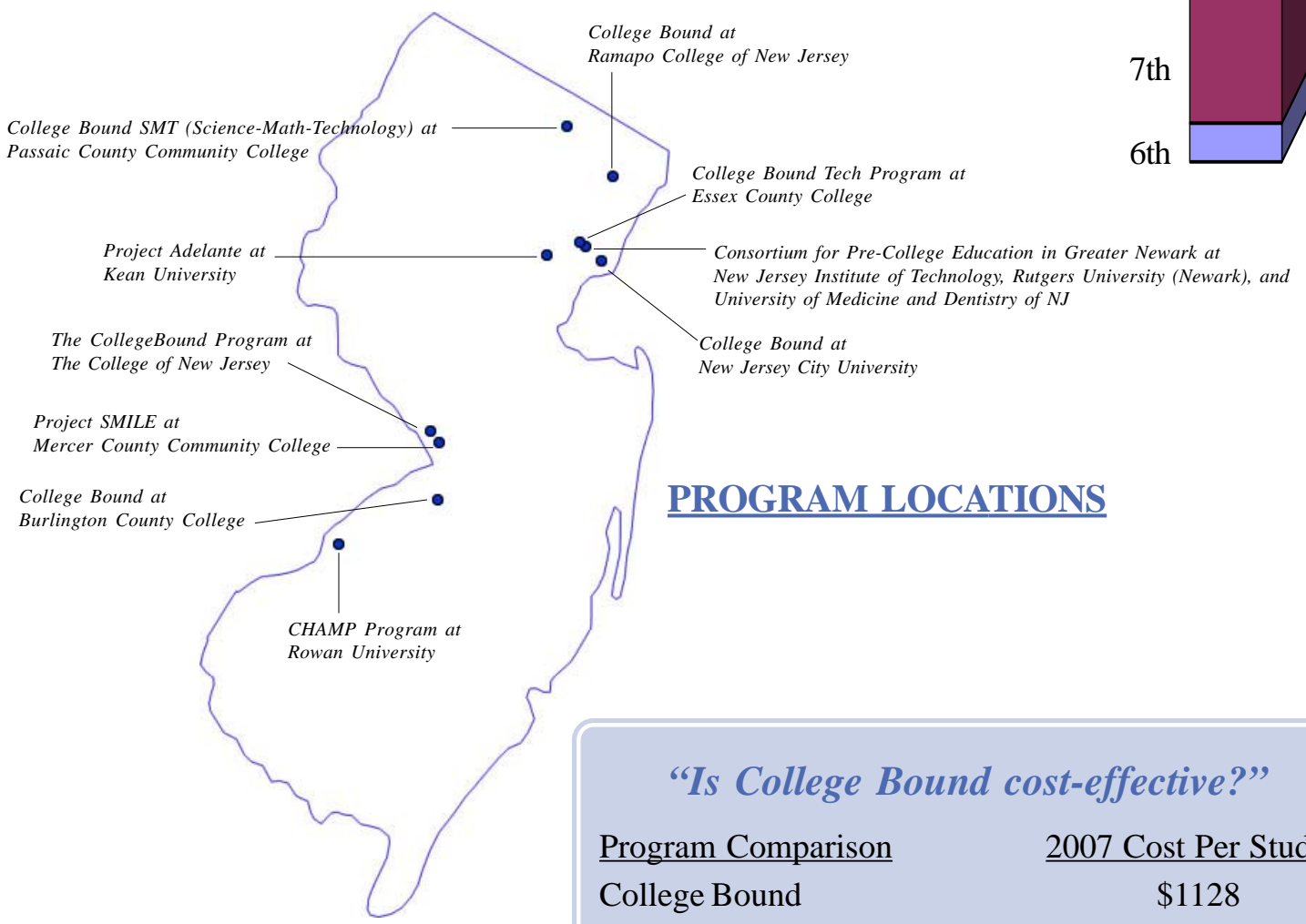
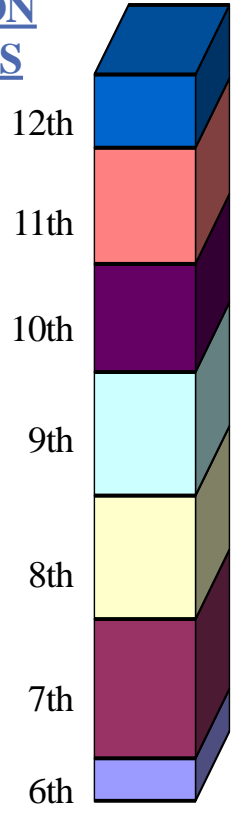
*<sup>2</sup>College Bound students' SAT data reflect highest average score; SAT data from College Board based on students' most recent SAT score.*

# COLLEGE BOUND GRANT PROGRAM



**ETHNICITY PROFILE**

## DISTRIBUTION OF STUDENTS BY GRADE



**PROGRAM LOCATIONS**

### *“Is College Bound cost-effective?”*

<u>Program Comparison</u>	<u>2007 Cost Per Student</u>
College Bound	\$1128
Governor’s School	\$3500