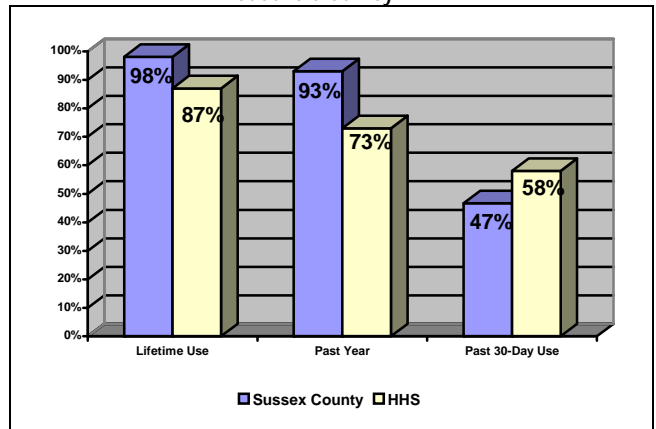


There were 569 Sussex County residents who went through the IDRC Education and Evaluation program in 2004. The following tables and graphs give demographic information about these clients. Clients' reported alcohol and other drug use characteristics are also described. Information was gathered from a mandatory self-administered questionnaire given during the IDRC classes and the counselors' screening/evaluation scoring forms.

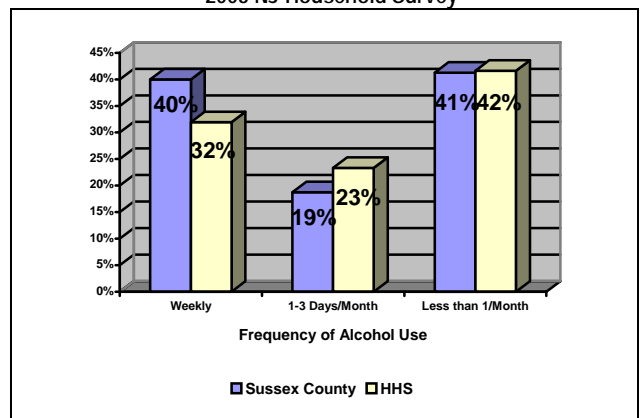
Sussex County IDRC Client Demographics

	N	%
Gender		
Male	447	78.8
Female	120	21.2
Age		
<21 (16-20)	62	10.9
21-24	103	18.2
25-34	120	21.2
35-49	188	33.2
50 and Over	94	16.6
Race/Ethnicity		
White (non-Hispanic)	519	91.9
Black (non-Hispanic)	6	1.1
Hispanic	28	5.0
Other	12	2.1
Education		
Less than High School	56	10.1
High School Graduate	251	45.5
Some College	138	25.0
College Graduate or Higher	107	19.4
Marital Status		
Single	272	48.8
Married	138	24.8
Divorced/Separated/Other	147	26.4
Household Income		
Under \$24,999	160	28.5
\$25,000-34,999	73	13.0
\$35,000-49,999	100	17.8
Over \$50,000	228	40.6
Employment Status		
Full-Time	339	70.9
Part-Time	51	9.1
Unemployed/Other	113	20.1

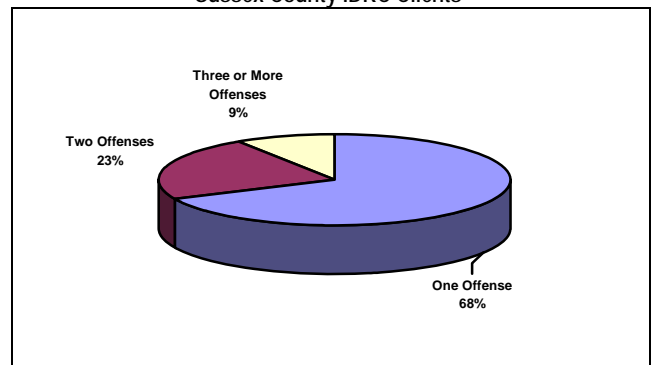
Alcohol Use by Sussex County IDRC Clients Compared with 2004 NJ Household Survey



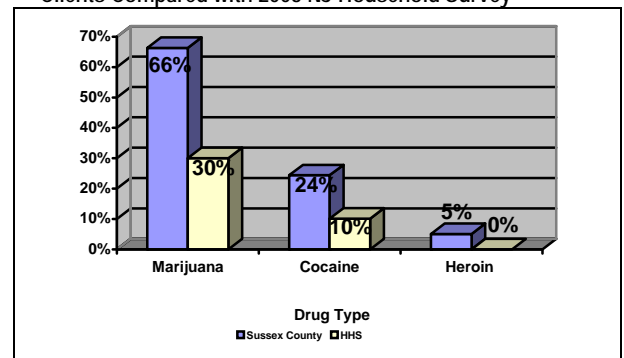
Frequency of Alcohol Use by Sussex County Clients Compared with 2003 NJ Household Survey



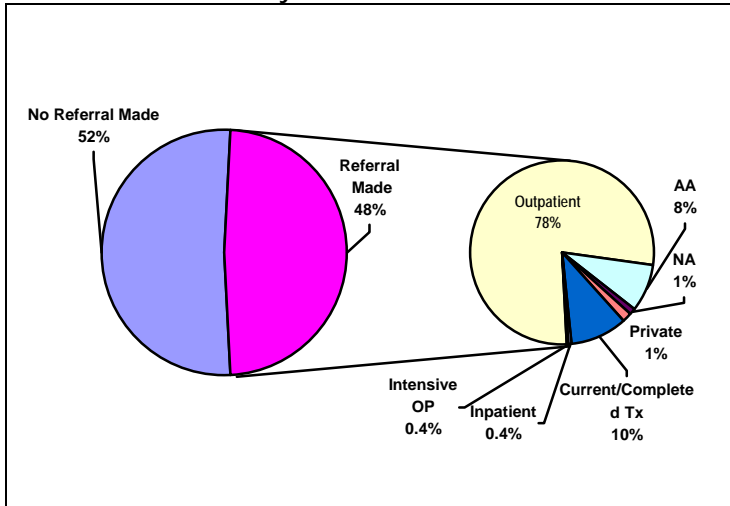
Number of Alcohol-Related Offenses on DMV Records of Sussex County IDRC Clients



Lifetime Marijuana, Cocaine and Heroin Use by Sussex County IDRC Clients Compared with 2003 NJ Household Survey



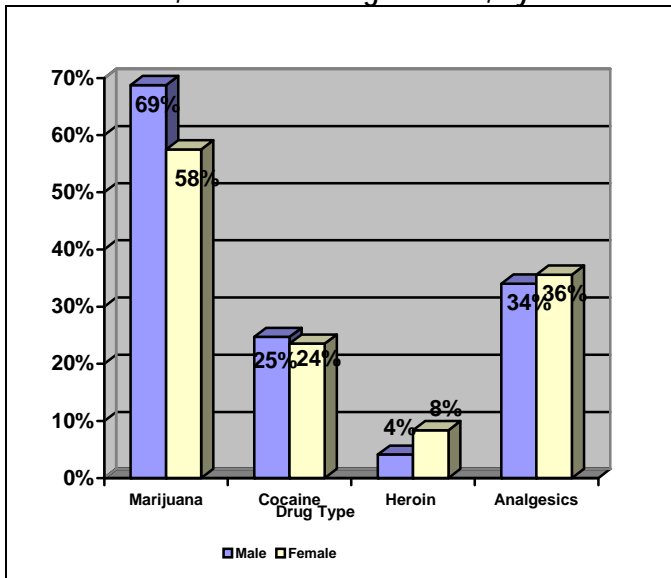
2004 Sussex County Resident Referrals from IDRC



Clients' Treatment/Self-Help History by Screening Score and Referral Status

Treatment/Self-Help History	N	% Clients with Treatment History who Scored 9 or more*	% Clients with Treatment History who had Referral Made
AA in Lifetime	201	68.7	78.6
Currently in AA	80	67.5	87.5
NA Lifetime	68	79.4	75.0
Currently in NA	21	81.0	81.0
Treatment in Lifetime	138	71.7	82.6
Currently in Treatment	29	58.6	89.7

Sussex County IDRC Clients' Lifetime Marijuana, Cocaine, Heroin & Analgesic Use, by Gender



Alcohol & Drug Abuse/Dependence by Demographics

	% Alcohol Abuse	% Alcohol Dependence	% Drug Abuse	% Drug Dependence
GENDER Male	69.4	15.7	17.9	3.8
Female	68.3	22.5	12.5	5.8
AGE <21	67.7	17.7	32.3	9.7
21-24	75.7	16.5	20.4	6.8
25-34	68.3	16.7	15.0	4.2
35-49	66.0	17.6	16.0	2.7
50 and Over	70.2	17.0	6.4	1.1
EDUCATION Less than high school	64.3	17.9	19.6	7.1
High school graduate	69.3	14.7	20.7	4.0
Some college	67.4	19.6	15.2	4.4
College graduate or higher	73.8	17.8	8.4	1.9
RACE/ETHNICITY White	69.0	17.3	16.2	4.6
Black	83.3	0.0	16.7	0.0
Hispanic	67.9	14.3	32.1	0.0
Other	66.7	25.0	8.3	0.0
EMPLOYMENT STATUS Employed Full-time	72.9	15.0	15.0	2.3
Employed part-time	66.7	23.5	23.5	7.8
Unemployed/other	57.5	22.1	20.4	9.7
INCOME Under \$10,000	65.5	18.2	21.8	10.9
\$10,000-24,999	66.7	15.2	20.0	7.6
\$25,000-34,999	71.2	15.1	21.9	0.0
\$35,000-49,999	71.0	15.0	16.0	3.0
\$50,000 +	69.3	19.7	12.7	3.1
OFFENSES 1 Lifetime Alcohol Offense on DMV Record	76.3	13.4	18.4	3.7
2 Lifetime Alcohol Offenses on DMV Record	56.7	24.4	11.0	6.3
3 or More Lifetime Alcohol Offenses on DMV Record	48.1	23.1	19.2	1.9

Sussex County IDRC Clients' Self-Reported Illicit Drug Use

	Lifetime	Past Year	Past 30 days
Marijuana	66.3	18.6	2.9
Cocaine	24.4	4.9	0.6
Heroin	5.0	1.5	0.0
Analgesic	34.4	16.8	6.1
Hallucinogen	15.8	2.3	0.2
Club Drugs	8.7	1.7	0.0
Tranquilizer	8.9	2.8	0.6
Sedative	14.7	6.6	3.4
Stimulant	8.1	2.1	0.9
Inhalant	5.2	0.6	0.0
Methamphetamine	5.6	0.4	0.0
Anabolic Steroids	1.6	0.4	0.2

* RIASI Screening Score (Research Institute on Addictions Self Inventory): A DUI offender screening instrument created for and used by the State of New York in its Stop DWI Programs. Included are 41 True/False questions and 8 multiple response questions, each worth 1 point each. The questions cover several factors of substance dependence: classic symptoms, family history, risk-taking behavior, psychological factors, interpersonal competence, health, and alcohol beliefs. It was considered a positive screen if the client scores a 9 or above.