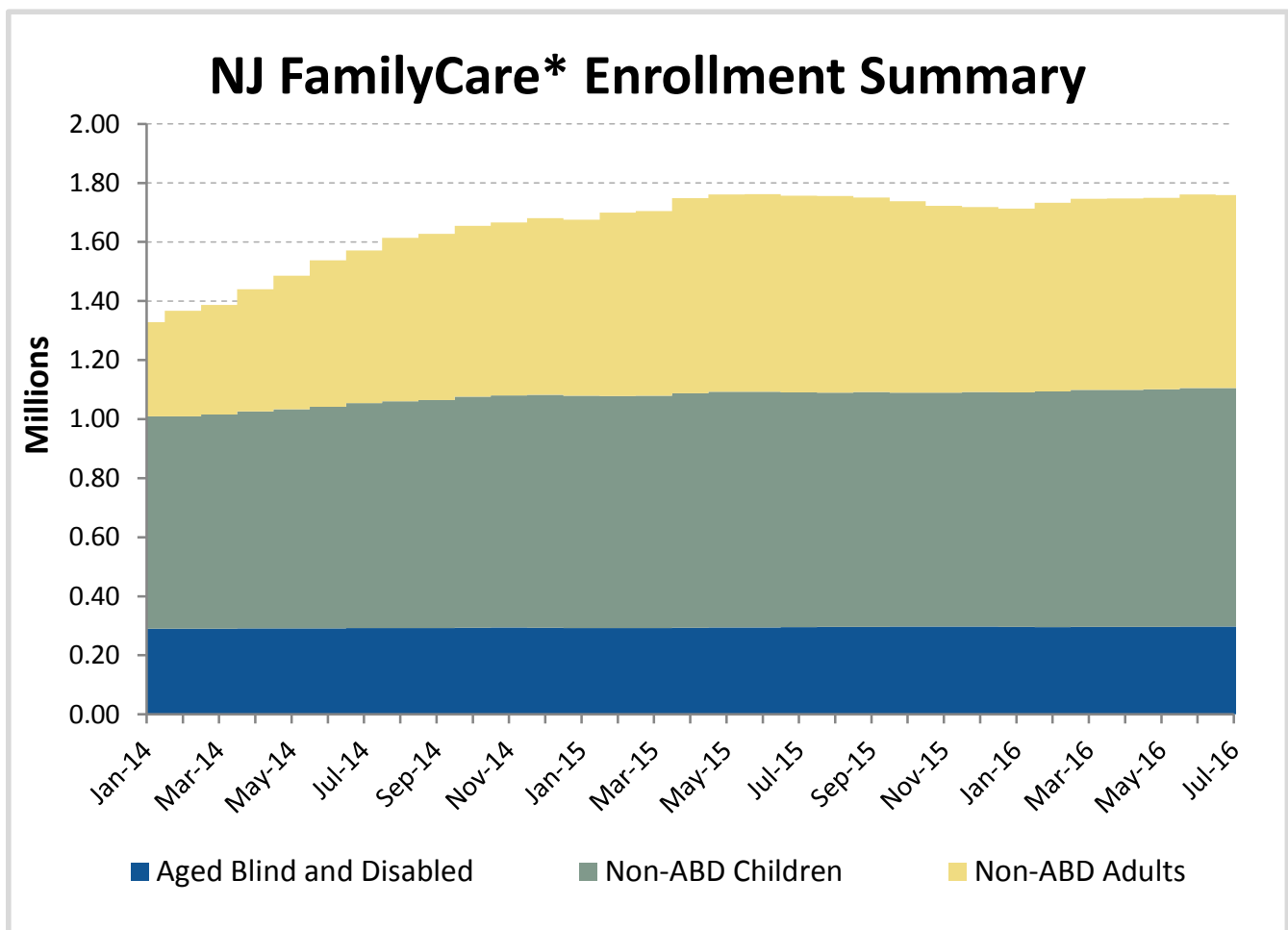


NJ FamilyCare* Enrollment Summary - July 2016

Eligibility Category	Age < 21	Age > 20	Total
Aged	0	91,726	91,726
Blind	50	738	788
Disabled	29,773	175,007	204,780
Non-ABD Children	807,632	0	807,632
Non-ABD Adults	16,418	637,341	653,759
Total	853,873	904,812	1,758,685



* - **NJFamilyCare** includes all individuals receiving public medical assistance through the Division of Medical Assistance and Health Services and includes those eligible for federal reimbursement through the Medicaid program and Children's Health Insurance Program established in the federal Social Security Act and those eligible for other public medical assistance programs established through various state laws.

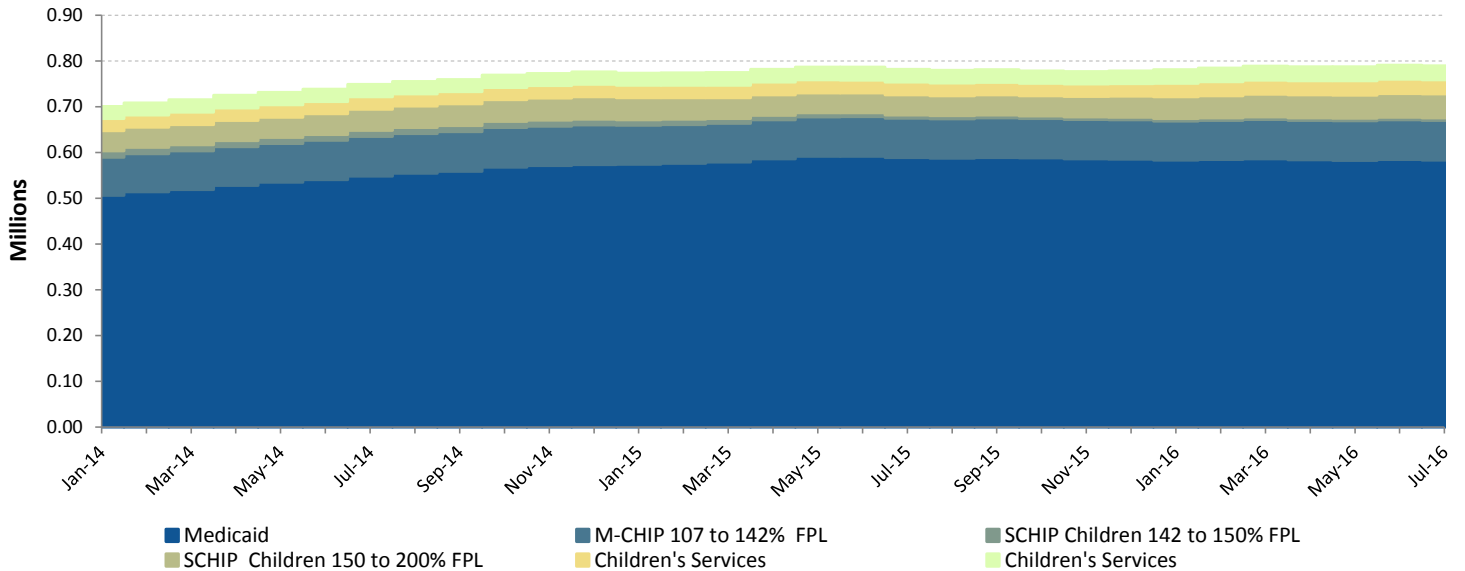
NJ FamilyCare Enrollment Report

Non-ABD Children - July 2016

County	Medicaid	M-CHIP 107 to 142% FPL	SCHIP Children 142 to 150% FPL	SCHIP Children 150 to 200% FPL	SCHIP Children 200 to 350% FPL	Children's Services	Total
Atlantic	25,537	2,376	135	1,838	1,386	1,639	32,911
Bergen	29,714	6,252	453	4,934	5,326	1,237	47,916
Burlington	18,676	2,569	170	1,932	1,948	2,293	27,588
Camden	46,239	5,425	266	2,977	2,752	2,402	60,061
Cape May	6,001	854	42	479	466	454	8,296
Cumberland	18,297	2,267	156	1,386	1,006	1,191	24,303
Essex	78,339	9,542	336	4,077	3,549	3,334	99,177
Gloucester	15,282	1,997	124	1,179	1,415	1,533	21,530
Hudson	67,144	10,795	566	3,716	3,297	1,303	86,821
Hunterdon	2,268	393	28	328	395	515	3,927
Mercer	23,169	3,712	194	2,460	1,840	2,619	33,994
Middlesex	41,022	8,545	612	6,232	5,702	1,475	63,588
Monmouth	26,752	4,168	271	2,711	2,557	1,670	38,129
Morris	10,489	2,278	183	1,873	1,731	1,166	17,720
Ocean	53,060	6,564	385	4,825	5,766	1,769	72,369
Passaic	56,055	8,748	997	4,526	3,680	1,033	75,039
Salem	4,844	628	42	387	305	653	6,859
Somerset	9,937	2,098	134	1,242	1,373	861	15,645
Sussex	3,718	594	58	561	708	602	6,241
Union	41,166	6,686	368	3,881	3,461	1,314	56,876
Warren	5,104	691	45	479	552	411	7,282
Other	4	1	0	0	0	1,355	1,360
Total	582,817	87,183	5,565	52,023	49,215	30,829	807,632

Includes children eligible through CHIPRA - 10,300

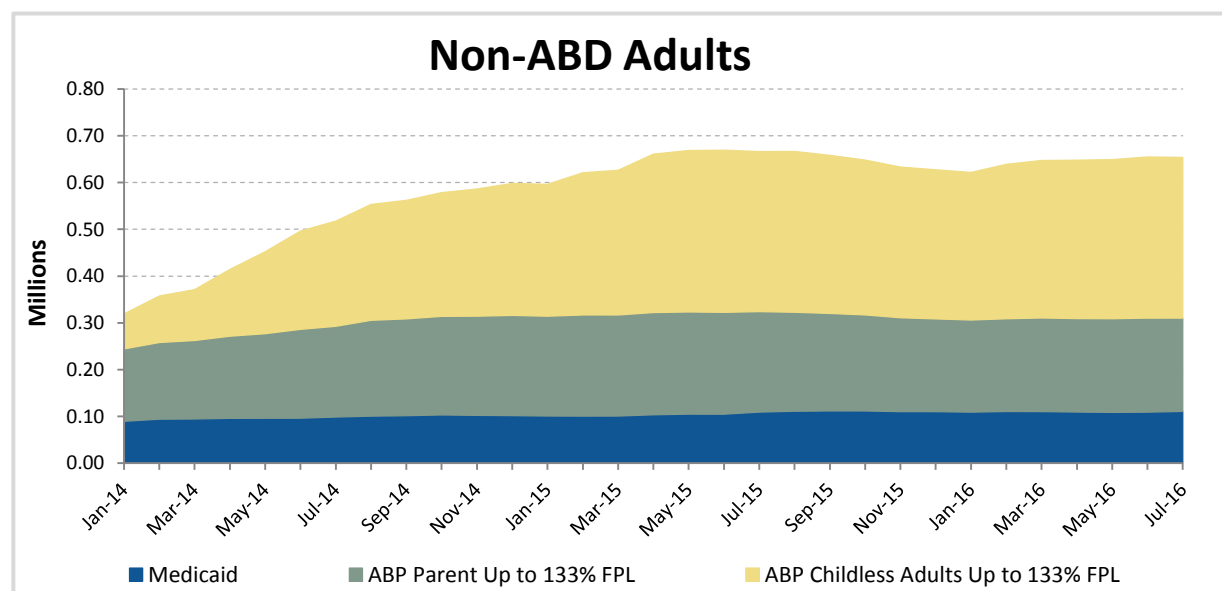
Non-ABD Children



NJ FamilyCare Enrollment Report

Non-ABD Adults - July 2016				
County	Medicaid *	ABP Parent Up to 133% FPL	ABP Childless Adults Up to 133% FPL	Total
Atlantic	5,492	8,280	15,802	29,574
Bergen	5,610	13,073	26,971	45,654
Burlington	4,868	6,561	13,977	25,406
Camden	10,969	14,780	29,526	55,275
Cape May	1,314	2,398	4,587	8,299
Cumberland	3,543	4,772	8,539	16,854
Essex	16,572	23,764	42,184	82,520
Gloucester	4,067	5,805	10,610	20,482
Hudson	10,958	24,443	36,851	72,252
Hunterdon	430	829	2,421	3,680
Mercer	4,317	6,691	12,532	23,540
Middlesex	6,579	15,155	27,024	48,758
Monmouth	4,914	8,155	18,107	31,176
Morris	2,182	3,937	9,629	15,748
Ocean	7,224	19,367	18,860	45,451
Passaic	10,012	19,515	28,244	57,771
Salem	1,106	1,502	2,600	5,208
Somerset	1,578	3,412	6,673	11,663
Sussex	1,006	1,637	3,832	6,475
Union	6,705	13,552	21,052	41,309
Warren	1,168	1,921	3,568	6,657
Other	0	2	5	7
Total	110,614	199,551	343,594	653,759

* Includes pregnant women eligible through CHIPRA - 1,703



NJ FamilyCare Enrollment Report

ABD Eligibles - July 2016				
County	Aged	Blind	Disabled	Total
Atlantic	2,714	20	8,040	10,774
Bergen	11,055	45	10,896	21,996
Burlington	2,477	32	8,580	11,089
Camden	4,618	83	20,052	24,753
Cape May	939	6	2,596	3,541
Cumberland	1,499	23	7,506	9,028
Essex	9,410	132	30,981	40,523
Gloucester	1,390	17	6,424	7,831
Hudson	11,139	92	20,434	31,665
Hunterdon	484	6	1,554	2,044
Mercer	3,228	41	11,654	14,923
Middlesex	9,860	51	12,386	22,297
Monmouth	4,484	42	10,024	14,550
Morris	4,108	16	5,360	9,484
Ocean	3,820	27	10,045	13,892
Passaic	8,973	68	15,636	24,677
Salem	440	4	2,495	2,939
Somerset	2,974	14	3,772	6,760
Sussex	609	9	2,240	2,858
Union	6,510	54	11,738	18,302
Warren	786	6	2,119	2,911
Other	209	0	248	457
Total	91,726	788	204,780	297,294

Includes 29,797 individuals in home and community-based waiver programs

