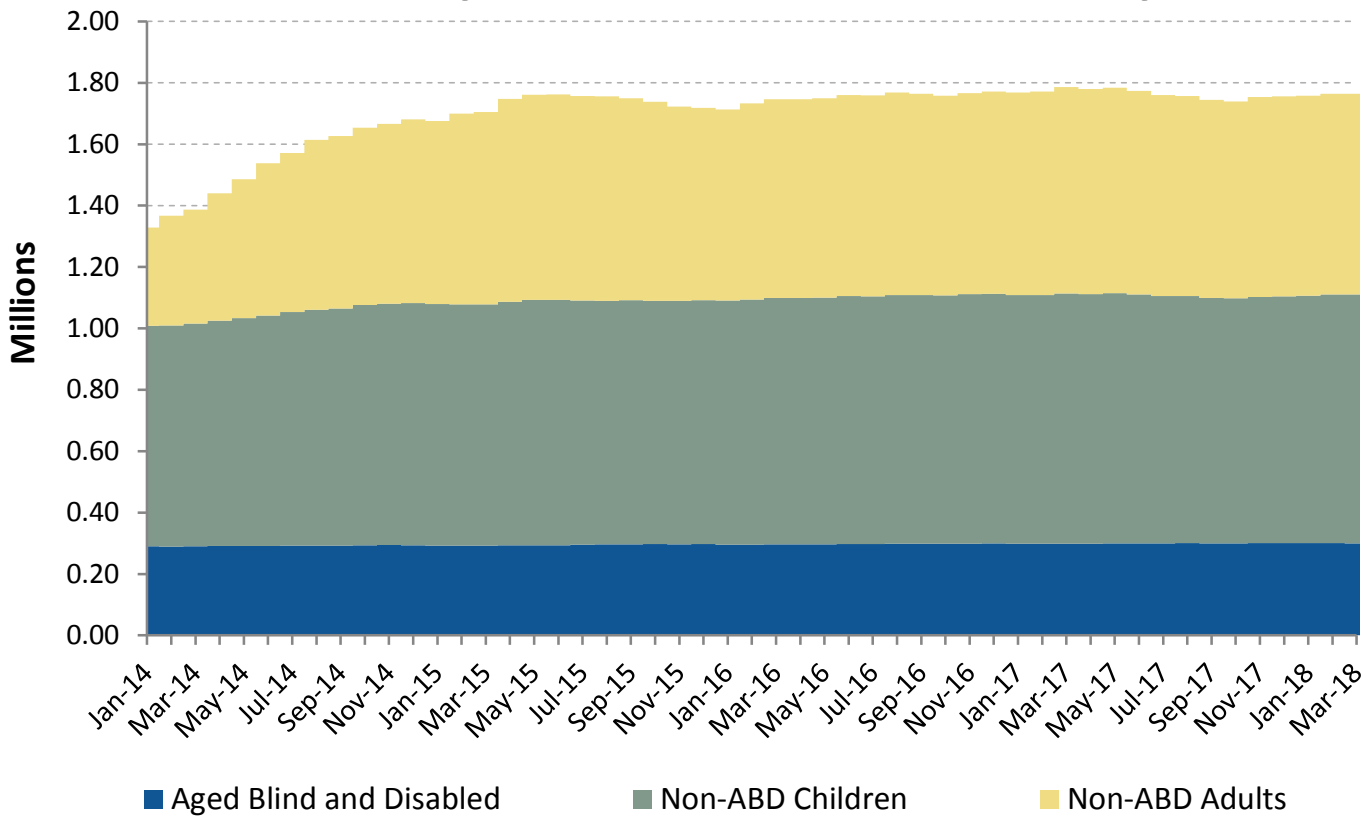


## NJ FamilyCare\* Enrollment Summary - March 2018

Eligibility Category	Age < 21	Age > 20	Total
Aged	0	94,549	<b>94,549</b>
Blind	50	750	<b>800</b>
Disabled	28,889	175,781	<b>204,670</b>
Non-ABD Children	810,314	0	<b>810,314</b>
Non-ABD Adults	17,923	635,796	<b>653,719</b>
<b>Total</b>	<b>857,176</b>	<b>906,876</b>	<b>1,764,052</b>

### NJ FamilyCare\* Enrollment Summary



\* - **NJ FamilyCare** includes all individuals receiving public medical assistance through the Division of Medical Assistance and Health Services and includes those eligible for federal reimbursement through the Medicaid program and Children's Health Insurance Program established in the federal Social Security Act and those eligible for other public medical assistance programs established through various state laws.

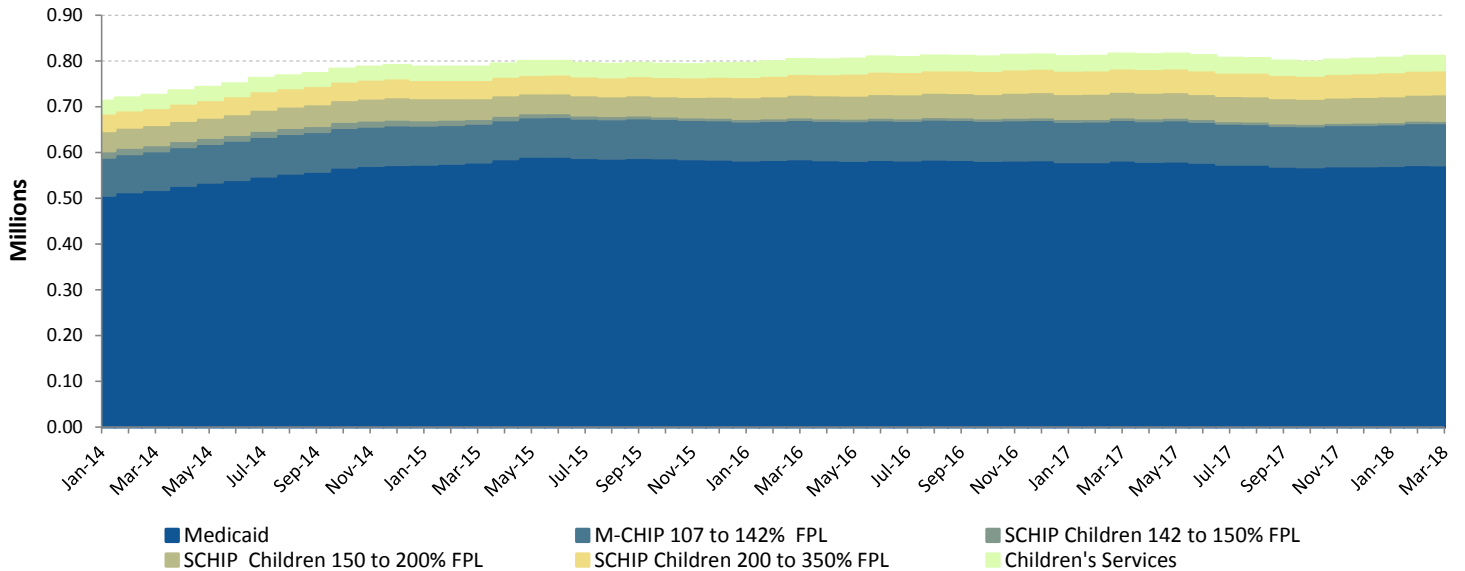
# NJ FamilyCare Enrollment Report

## Non-ABD Children - March 2018

County	Medicaid	M-CHIP 107 to 142% FPL	SCHIP Children 142 to 150% FPL	SCHIP Children 150 to 200% FPL	SCHIP Children 200 to 350% FPL	Children's Services	Total
Atlantic	23,534	3,191	192	2,038	1,446	1,578	31,979
Bergen	28,606	6,534	395	5,109	5,575	1,163	47,382
Burlington	17,944	2,781	171	2,239	1,976	2,505	27,616
Camden	48,132	5,920	269	2,808	2,638	2,465	62,232
Cape May	5,582	812	52	605	488	435	7,974
Cumberland	16,832	2,539	137	1,688	1,138	1,300	23,634
Essex	84,742	10,888	266	4,438	3,390	3,074	106,798
Gloucester	14,088	1,979	93	1,396	1,402	1,627	20,585
Hudson	61,280	9,721	481	4,595	4,047	1,223	81,347
Hunterdon	2,347	401	27	358	430	536	4,099
Mercer	23,046	3,814	223	2,723	1,953	2,314	34,073
Middlesex	40,767	9,011	523	6,459	5,754	1,406	63,920
Monmouth	25,942	4,494	243	2,592	2,602	1,674	37,547
Morris	10,899	2,506	152	1,945	1,885	1,218	18,605
Ocean	52,131	7,394	544	5,735	7,208	1,872	74,884
Passaic	55,236	9,074	903	5,099	3,865	971	75,148
Salem	4,892	584	27	388	277	692	6,860
Somerset	9,428	2,164	105	1,519	1,462	642	15,320
Sussex	3,583	635	47	599	650	668	6,182
Union	38,925	7,051	389	4,681	3,774	1,261	56,081
Warren	4,583	675	51	551	565	451	6,876
Other	2	0	0	0	0	1,170	1,172
<b>Total</b>	<b>572,521</b>	<b>92,168</b>	<b>5,290</b>	<b>57,565</b>	<b>52,525</b>	<b>30,245</b>	<b>810,314</b>

Includes children eligible through CHIPRA - 11,224

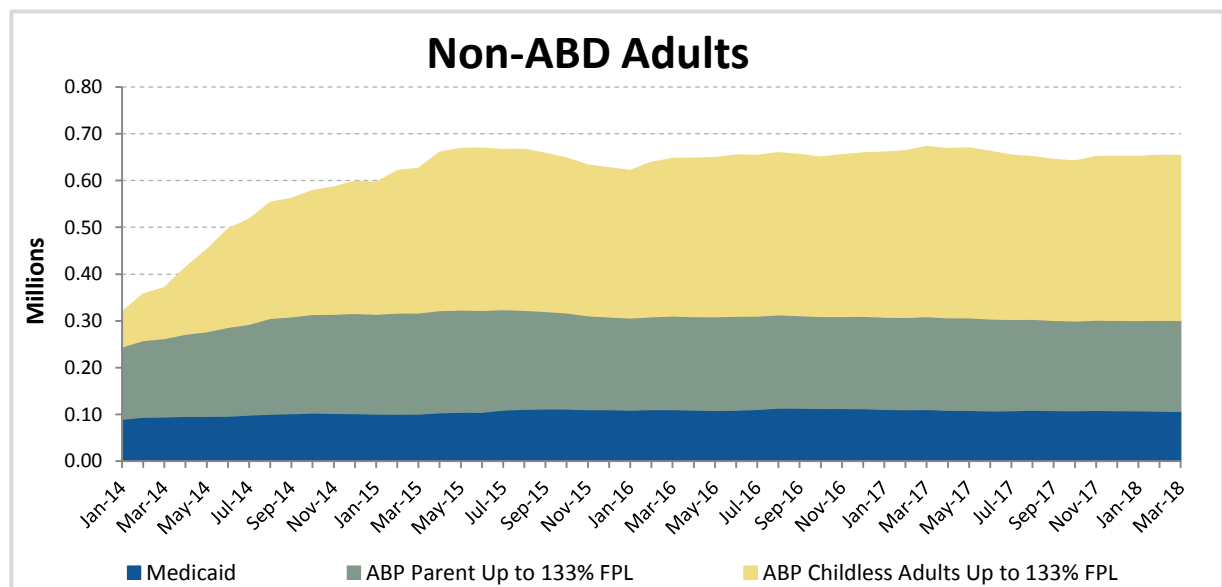
## Non-ABD Children



# NJ FamilyCare Enrollment Report

Non-ABD Adults - March 2018				
County	Medicaid *	ABP Parent Up to 133% FPL	ABP Childless Adults Up to 133% FPL	Total
Atlantic	4,712	8,329	16,043	29,084
Bergen	5,023	12,644	27,942	45,609
Burlington	4,773	5,928	13,616	24,317
Camden	11,292	15,019	31,785	58,096
Cape May	1,231	2,172	4,444	7,847
Cumberland	3,164	4,532	7,995	15,691
Essex	17,274	26,275	48,036	91,585
Gloucester	3,589	5,229	10,117	18,935
Hudson	10,097	22,270	34,365	66,732
Hunterdon	458	789	2,527	3,774
Mercer	4,232	6,355	12,823	23,410
Middlesex	6,829	14,684	27,456	48,969
Monmouth	4,411	7,887	18,930	31,228
Morris	2,135	3,938	10,218	16,291
Ocean	6,990	18,862	19,458	45,310
Passaic	8,986	19,667	27,950	56,603
Salem	1,263	1,399	2,735	5,397
Somerset	1,561	3,049	6,752	11,362
Sussex	931	1,613	3,881	6,425
Union	6,347	12,201	22,338	40,886
Warren	1,105	1,666	3,394	6,165
Other	0	0	3	3
<b>Total</b>	<b>106,403</b>	<b>194,508</b>	<b>352,808</b>	<b>653,719</b>

\* Includes pregnant women eligible through CHIPRA - 1,635



# NJ FamilyCare Enrollment Report

ABD Eligibles - March 2018				
County	Aged	Blind	Disabled	Total
Atlantic	2,789	19	8,222	11,030
Bergen	11,510	50	10,894	22,454
Burlington	2,410	27	8,701	11,138
Camden	4,762	87	20,156	25,005
Cape May	1,015	6	2,589	3,610
Cumberland	1,554	23	7,599	9,176
Essex	9,961	140	30,586	40,687
Gloucester	1,375	17	6,417	7,809
Hudson	11,262	87	20,056	31,405
Hunterdon	536	5	1,534	2,075
Mercer	3,276	40	11,729	15,045
Middlesex	10,350	57	12,372	22,779
Monmouth	4,601	46	10,061	14,708
Morris	4,152	17	5,265	9,434
Ocean	3,736	31	10,215	13,982
Passaic	9,323	61	15,403	24,787
Salem	426	7	2,579	3,012
Somerset	3,098	12	3,806	6,916
Sussex	636	8	2,268	2,912
Union	6,934	54	11,824	18,812
Warren	735	6	2,171	2,912
Other	108	0	223	331
<b>Total</b>	<b>94,549</b>	<b>800</b>	<b>204,670</b>	<b>300,019</b>

*Includes 37,071 individuals in home and community-based waiver programs*

