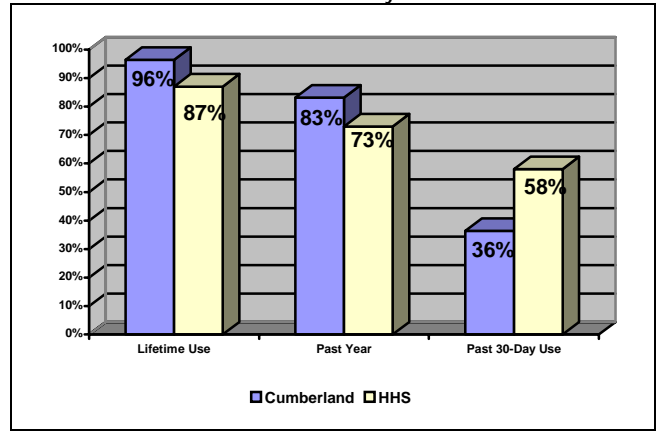


There were 488 Cumberland County residents who went through the IDRC Education and Evaluation program in 2005. The following tables and graphs give demographic information about these clients. Clients' reported alcohol and other drug use characteristics are also described. Information was gathered from a mandatory self-administered questionnaire given during the IDRC classes and the counselors' screening/evaluation scoring forms.

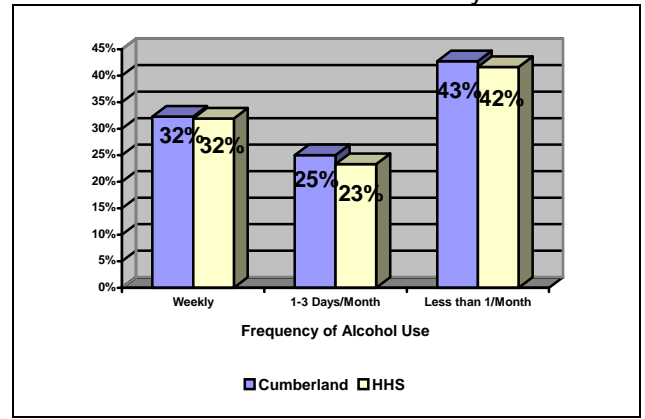
**Cumberland County IDRC Client Demographics**

	N	%
<b>Gender</b>		
Male	409	84.0
Female	78	16.0
<b>Age</b>		
<21 (16-20)	21	4.3
21-24	73	15.0
25-34	164	33.7
35-49	167	34.4
50 and Over	61	12.6
<b>Race/Ethnicity</b>		
White (non-Hispanic)	250	52.5
Black (non-Hispanic)	80	16.8
Hispanic	136	28.6
Other	10	2.1
<b>Education</b>		
Less than High School	132	28.3
High School Graduate	230	49.3
Some College	76	16.3
College Graduate or Higher	29	6.2
<b>Marital Status</b>		
Single	205	43.9
Married	135	28.9
Divorced/Separated/Other	127	27.2
<b>Household Income</b>		
Under \$24,999	224	48.3
\$25,000-34,999	78	16.8
\$35,000-49,999	64	13.8
Over \$50,000	98	21.1
<b>Employment Status</b>		
Full-Time	339	72.4
Part-Time	39	8.3
Unemployed/Other	90	19.2

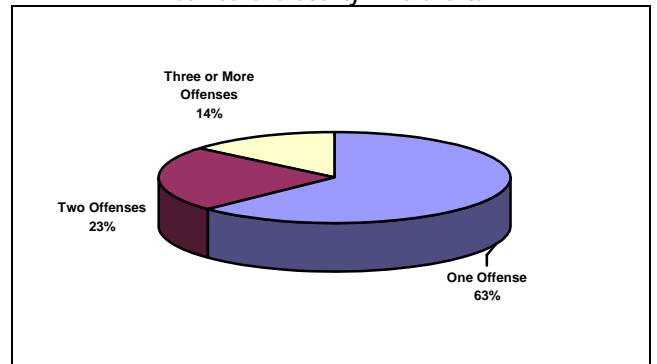
Alcohol Use by Cumberland County IDRC Clients Compared with 2003 NJ Household Survey



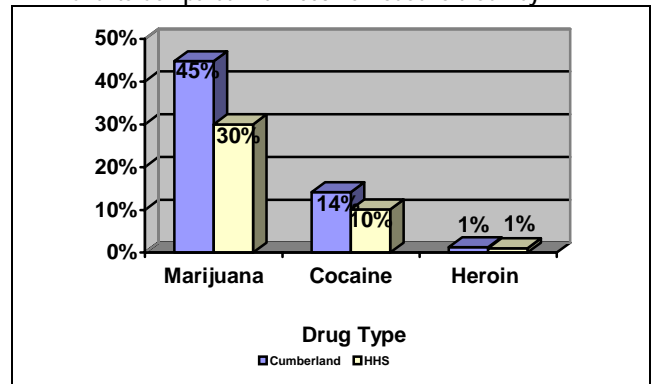
Frequency of Alcohol Use by Cumberland County Clients Compared with 2003 NJ Household Survey



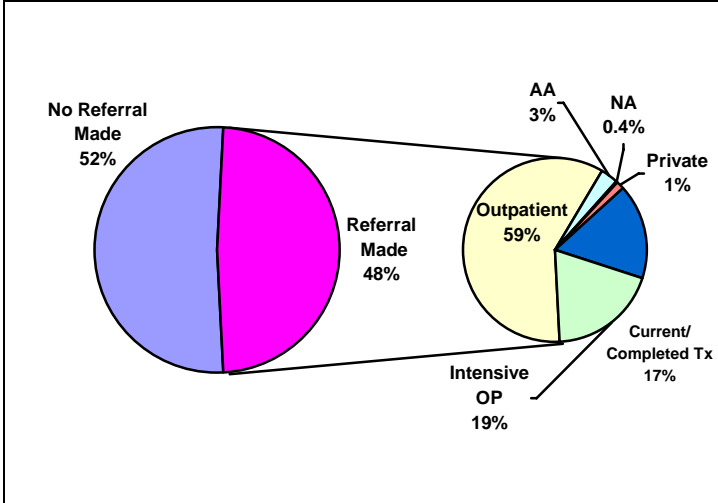
Number of Alcohol-Related Offenses on DMV Records of Cumberland County IDRC Clients



Lifetime Marijuana, Cocaine and Heroin Use by Cumberland County IDRC Clients Compared with 2003 NJ Household Survey



## 2005 Cumberland County Resident Referrals from IDRC



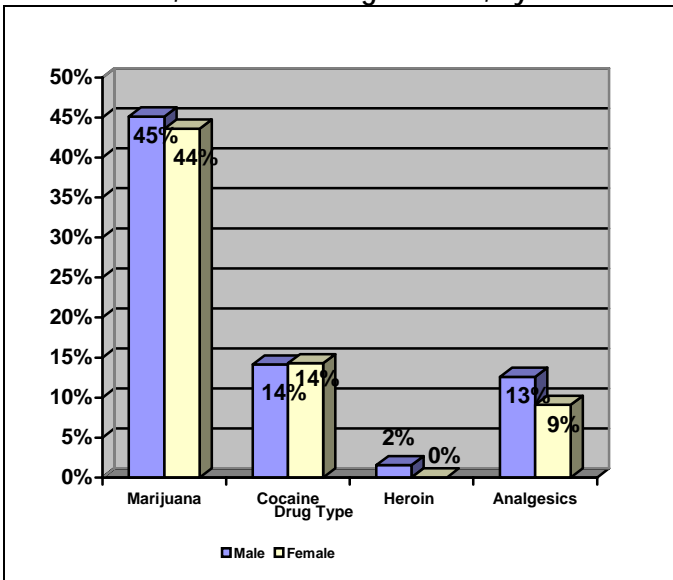
## Clients' Treatment/Self-Help History by Screening Score and Referral Status

Treatment/Self-Help History	N	% Clients with Treatment History who Scored 9 or more*	% Clients with Treatment History who had Referral Made
AA in Lifetime	109	50.5	83.5
Currently in AA	40	65.0	87.5
NA Lifetime	44	54.6	81.8
Currently in NA	10	50.0	90.0
Treatment in Lifetime	84	54.8	94.1
Currently in Treatment	26	57.7	84.6

## Alcohol & Drug Abuse/Dependence by Demographics

	% Alcohol Abuse	% Alcohol Dependence	% Drug Abuse	% Drug Dependence
<b>GENDER</b> Male	66.3	6.4	9.5	1.5
Female	70.5	3.9	6.4	0.0
<b>AGE</b> <21	81.0	9.5	4.8	0.0
21-24	75.3	5.5	11.0	0.0
25-34	70.1	7.9	9.8	1.8
35-49	61.7	4.8	8.4	0.6
50 and Over	59.0	1.6	8.2	1.6
<b>EDUCATION</b> Less than high school	68.9	6.1	12.9	2.3
High school graduate	67.4	6.1	9.1	0.9
Some college	65.8	5.3	5.3	0.0
College graduate or higher	82.8	6.9	3.5	0.0
<b>RACE/ETHNICITY</b> White	68.4	6.4	7.2	1.2
Black	56.3	3.8	16.3	1.3
Hispanic	72.1	7.4	8.1	1.5
Other	70.0	0.0	0.0	0.0
<b>EMPLOYMENT STATUS</b> Employed Full-time	70.8	4.7	8.6	0.9
Employed part-time	71.8	2.6	7.7	0.0
Unemployed/other	56.7	12.2	10.0	2.2
<b>INCOME</b> Under \$10,000	63.8	2.9	10.1	1.5
\$10,000-24,999	67.1	8.4	9.0	0.7
\$25,000-34,999	69.2	0.0	15.4	0.0
\$35,000-49,999	67.2	6.3	9.4	1.6
\$50,000 +	74.5	8.2	3.1	1.0
<b>OFFENSES</b> 1 Lifetime Alcohol Offense on DMV Record	77.9	5.0	7.9	1.0
2 Lifetime Alcohol Offenses on DMV Record	52.2	7.1	10.6	1.8
3 or More Lifetime Alcohol Offenses on DMV Record	40.3	9.0	9.0	1.5

## Cumberland County IDRC Clients' Lifetime Marijuana, Cocaine, Heroin & Analgesic Use, by Gender



## Cumberland County IDRC Clients' Self-Reported Illicit Drug Use

	Lifetime	Past Year	Past 30 days
Marijuana	44.8	7.6	0.8
Cocaine	14.1	1.5	0.2
Heroin	1.3	0.0	0.0
Analgesic	12.0	4.7	2.6
Hallucinogen	3.7	0.2	0.0
Club Drugs	3.1	0.2	0.0
Tranquilizer	1.3	0.0	0.0
Sedative	4.9	2.6	0.6
Stimulant	3.0	0.4	0.0
Inhalant	1.7	0.0	0.0
Methamphetamine	3.2	0.0	0.0
Anabolic Steroids	0.2	0.0	0.0

\* RIASI Screening Score (Research Institute on Addictions Self Inventory): A DUI offender screening instrument created for and used by the State of New York in its Stop DWI Programs. Included are 41 True/False questions and 8 multiple response questions, each worth 1 point each. The questions cover several factors of substance dependence: classic symptoms, family history, risk-taking behavior, psychological factors, interpersonal competence, health, and alcohol beliefs. It was considered a positive screen if the client scores a 9 or above.