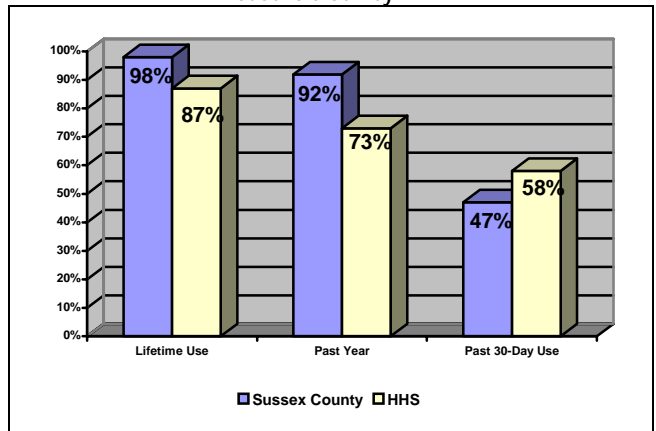


There were 584 Sussex County residents who went through the IDRC Education and Evaluation program in 2005. The following tables and graphs give demographic information about these clients. Clients' reported alcohol and other drug use characteristics are also described. Information was gathered from a mandatory self-administered questionnaire given during the IDRC classes and the counselors' screening/evaluation scoring forms.

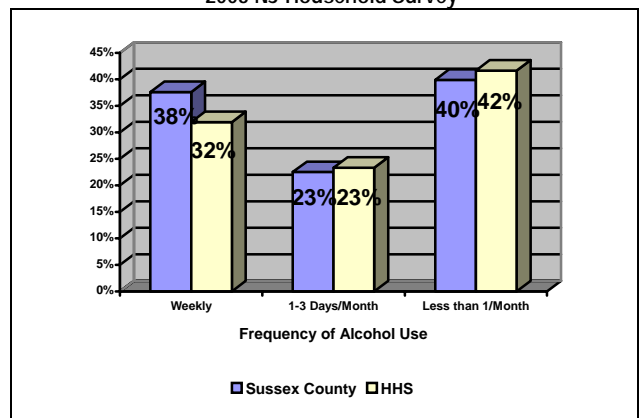
Sussex County IDRC Client Demographics

	N	%
<b>Gender</b>		
Male	437	75.1
Female	145	24.9
<b>Age</b>		
<21 (16-20)	63	10.8
21-24	96	16.5
25-34	136	23.4
35-49	203	34.9
50 and Over	83	14.3
<b>Race/Ethnicity</b>		
White (non-Hispanic)	510	89.0
Black (non-Hispanic)	10	1.8
Hispanic	35	6.1
Other	18	3.1
<b>Education</b>		
Less than High School	66	11.8
High School Graduate	271	48.5
Some College	128	22.9
College Graduate or Higher	94	16.8
<b>Marital Status</b>		
Single	290	50.7
Married	148	25.9
Divorced/Separated/Other	134	23.4
<b>Household Income</b>		
Under \$24,999	159	28.0
\$25,000-34,999	65	11.4
\$35,000-49,999	99	17.4
Over \$50,000	245	43.1
<b>Employment Status</b>		
Full-Time	363	63.0
Part-Time	78	13.5
Unemployed/Other	135	23.4

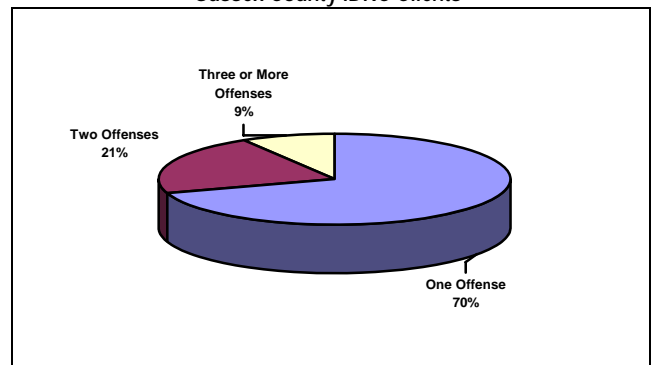
Alcohol Use by Sussex County IDRC Clients Compared with 2003 NJ Household Survey



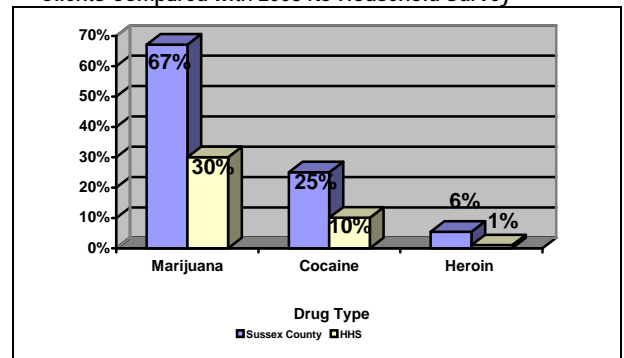
Frequency of Alcohol Use by Sussex County Clients Compared with 2003 NJ Household Survey



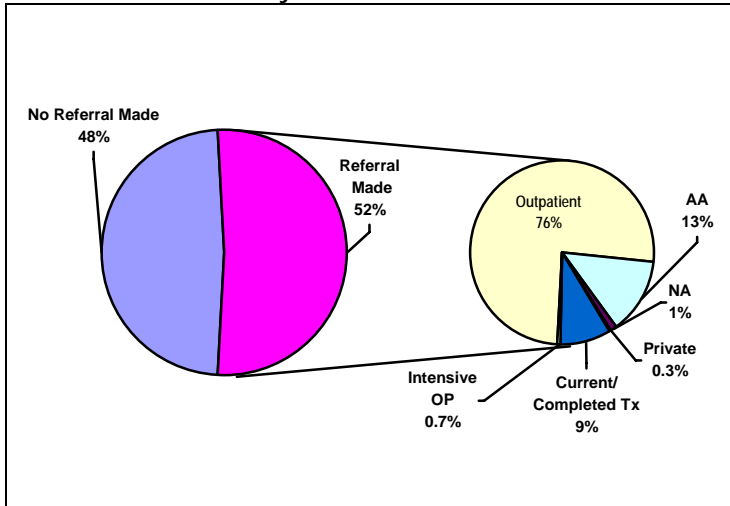
Number of Alcohol-Related Offenses on DMV Records of Sussex County IDRC Clients



Lifetime Marijuana, Cocaine and Heroin Use by Sussex County IDRC Clients Compared with 2003 NJ Household Survey



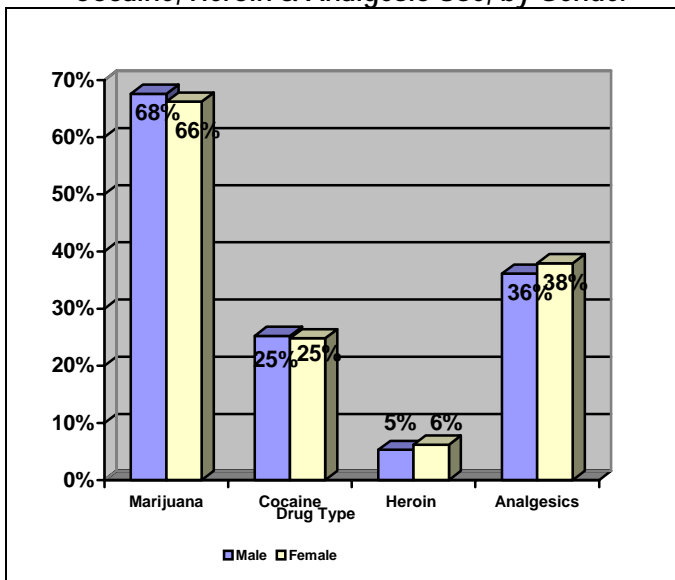
## 2005 Sussex County Resident Referrals from IDRC



## Clients' Treatment/Self-Help History by Screening Score and Referral Status

Treatment/Self-Help History	N	% Clients with Treatment History who Scored 9 or more*	% Clients with Treatment History who had Referral Made
AA in Lifetime	179	72.6	88.3
Currently in AA	96	75.0	93.8
NA Lifetime	75	86.7	89.3
Currently in NA	27	92.6	88.9
Treatment in Lifetime	133	75.9	90.2
Currently in Treatment	49	87.8	95.2

## Sussex County IDRC Clients' Lifetime Marijuana, Cocaine, Heroin & Analgesic Use, by Gender



## Alcohol & Drug Abuse/Dependence by Demographics

	% Alcohol Abuse	% Alcohol Dependence	% Drug Abuse	% Drug Dependence	
GENDER	Male	69.6	15.6	13.3	5.0
	Female	64.8	22.8	13.8	4.1
AGE	<21	66.7	19.1	25.4	14.3
	21-24	71.9	19.8	16.7	6.3
	25-34	64.7	16.2	11.8	2.9
	35-49	68.0	17.2	10.3	3.0
	50 and Over	72.3	15.7	9.6	3.6
EDUCATION	Less than high school	62.1	15.2	15.2	4.6
	High school graduate	65.7	17.7	13.3	5.9
	Some college	74.2	13.3	12.5	3.9
	College graduate or higher	75.5	20.2	9.6	3.2
RACE/ETHNICITY	White	68.4	17.3	13.7	4.9
	Black	60.0	20.0	20.0	0.0
	Hispanic	77.1	14.3	14.3	8.6
	Other	55.6	16.7	5.6	0.0
	EMPLOYMENT STATUS	Employed Full-time	71.9	14.3	12.4
Employed part-time		62.8	20.5	19.2	6.4
Unemployed/other		62.2	23.0	13.3	8.2
INCOME	Under \$10,000	53.7	28.4	19.4	11.9
	\$10,000-24,999	62.0	17.4	10.9	4.4
	\$25,000-34,999	67.7	16.9	7.7	6.2
	\$35,000-49,999	68.7	15.2	16.2	5.1
	\$50,000 +	75.1	15.5	12.7	2.5
OFFENSES	1 Lifetime Alcohol Offense on DMV Record	72.6	16.5	14.8	4.4
	2 Lifetime Alcohol Offenses on DMV Record	60.2	17.9	12.2	4.1
	3 or More Lifetime Alcohol Offenses on DMV Record	52.0	24.0	8.0	8.0

## Sussex County IDRC Clients' Self-Reported Illicit Drug Use

	Lifetime	Past Year	Past 30 days
Marijuana	67.2	16.6	3.3
Cocaine	25.0	5.5	0.7
Heroin	5.5	1.4	0.2
Analgesic	36.4	15.5	5.6
Hallucinogen	13.5	2.2	0.2
Club Drugs	9.5	1.2	0.0
Tranquilizer	9.5	3.3	1.6
Sedative	15.1	7.8	3.3
Stimulant	7.1	1.7	0.5
Inhalant	5.7	0.0	0.0
Methamphetamine	5.4	0.7	0.0
Anabolic Steroids	1.9	0.7	0.2

\* RIASI Screening Score (Research Institute on Addictions Self Inventory): A DUI offender screening instrument created for and used by the State of New York in its Stop DWI Programs. Included are 41 True/False questions and 8 multiple response questions, each worth 1 point each. The questions cover several factors of substance dependence: classic symptoms, family history, risk-taking behavior, psychological factors, interpersonal competence, health, and alcohol beliefs. It was considered a positive screen if the client scores a 9 or above.