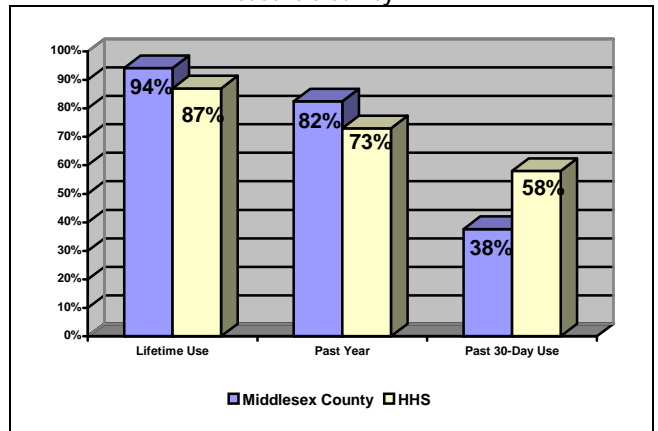


There were 1104 Middlesex County residents who went through the IDRC Education and Evaluation program in 2006. The following tables and graphs give demographic information about these clients. Clients' reported alcohol and other drug use characteristics are also described. Information was gathered from a mandatory self-administered questionnaire given during the IDRC classes and the counselors' screening/evaluation scoring forms.

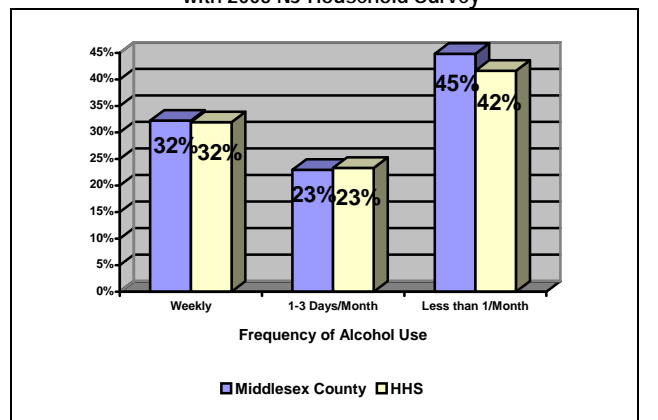
Middlesex County IDRC Client Demographics

	N	%
Gender		
Male	889	80.5
Female	215	19.5
Age		
<21 (16-20)	111	10.1
21-24	180	16.3
25-34	322	29.2
35-49	348	31.5
50 and Over	143	13.0
Race/Ethnicity		
White (non-Hispanic)	718	67.4
Black (non-Hispanic)	89	8.4
Hispanic	180	16.9
Other	78	7.3
Education		
Less than High School	125	12.0
High School Graduate	482	46.1
Some College	236	22.6
College Graduate or Higher	203	19.4
Marital Status		
Single	590	55.5
Married	250	23.5
Divorced/Separated/Other	224	21.1
Household Income		
Under \$25,000	367	35.0
\$25,000-34,999	144	13.7
\$35,000-49,999	178	17.0
Over \$50,000	360	34.3
Employment Status		
Full-Time	718	67.2
Part-Time	121	11.3
Unemployed/Other	230	21.5

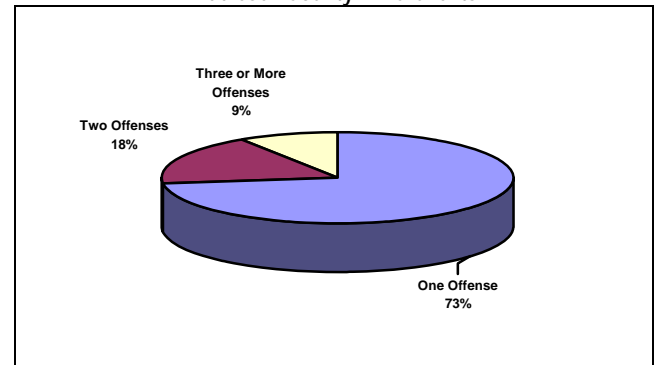
Alcohol Use by Middlesex County IDRC Clients Compared with 2003 NJ Household Survey



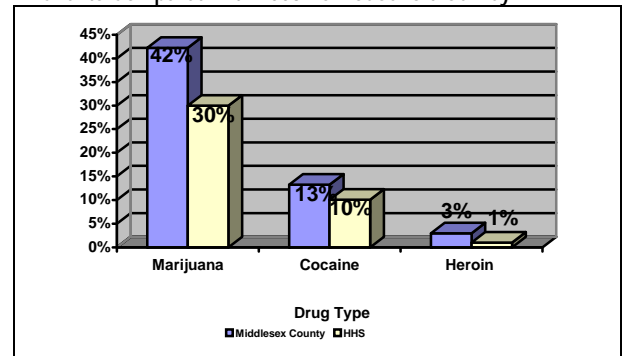
Frequency of Alcohol Use by Middlesex County Clients Compared with 2003 NJ Household Survey



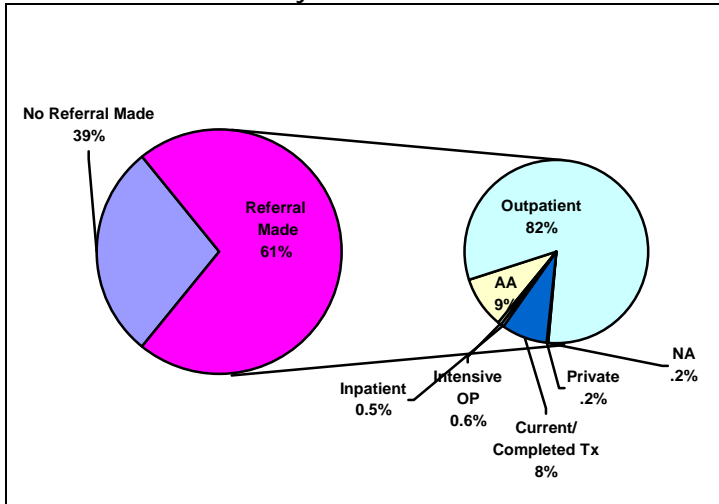
Number of Alcohol-Related Offenses on DMV Records of Middlesex County IDRC Clients



Lifetime Marijuana, Cocaine and Heroin Use by Middlesex County IDRC Clients Compared with 2003 NJ Household Survey



2006 Middlesex County Resident Referrals from IDRC



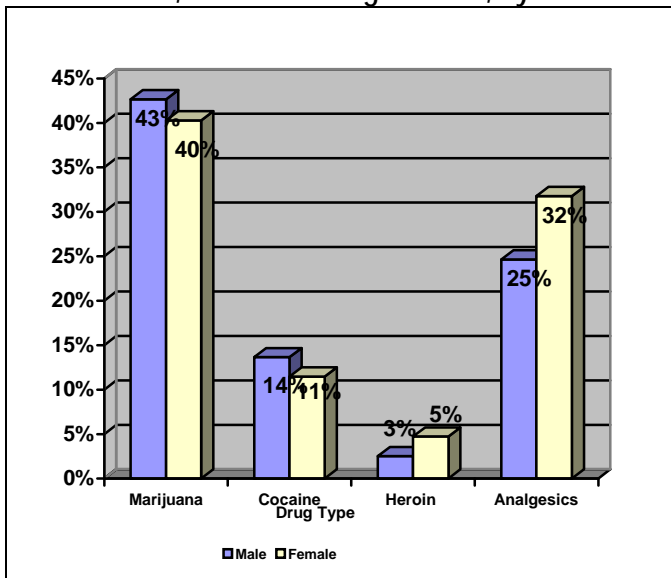
Clients' Treatment/Self-Help History by Screening Score and Referral Status

Treatment/Self-Help History	N	% Clients with Treatment History who Scored 9 or more*	% Clients with Treatment History who had Referral Made
AA in Lifetime	271	59.0	90.0
Currently in AA	133	64.7	94.7
NA Lifetime	97	70.1	85.6
Currently in NA	36	77.8	91.7
Treatment in Lifetime	190	62.6	91.1
Currently in Treatment	59	67.8	94.9

Alcohol & Drug Abuse/Dependence by Demographics

	% Alcohol Abuse	% Alcohol Dependence	% Drug Abuse	% Drug Dependence
GENDER Male	61.1	11.1	7.5	1.5
Female	58.1	17.7	9.8	2.8
AGE <21	76.6	9.0	12.6	0.9
21-24	66.1	15.6	11.7	2.8
25-34	57.8	12.1	7.5	1.2
35-49	56.0	11.8	6.0	2.3
50 and Over	58.0	13.3	5.6	0.7
EDUCATION Less than high school	46.4	9.6	9.6	1.6
High school graduate	61.2	10.8	9.8	2.1
Some college	65.3	12.3	8.1	1.7
College graduate or higher	67.0	19.2	3.9	0.5
RACE/ETHNICITY White	62.4	12.4	7.7	2.2
Black	62.9	13.5	7.9	1.1
Hispanic	56.7	12.8	7.8	1.1
Other	68.0	11.5	8.3	0.0
EMPLOYMENT STATUS Employed Full-time	63.2	10.9	6.8	1.3
Employed part-time	57.9	18.2	10.7	2.5
Unemployed/other	59.6	13.9	9.6	3.0
INCOME Under \$10,000	52.2	11.6	7.3	3.6
\$10,000-24,999	60.7	11.8	8.3	1.8
\$25,000-34,999	50.7	13.9	12.5	0.0
\$35,000-49,999	62.9	11.8	4.5	2.8
\$50,000 +	70.3	13.6	7.8	1.4
OFFENSES 1 Lifetime Alcohol Offense on DMV Record	64.5	10.3	7.9	1.6
2 Lifetime Alcohol Offenses on DMV Record	54.1	19.1	10.3	1.6
3 or More Lifetime Alcohol Offenses on DMV Record	43.4	15.2	5.1	2.0

Middlesex County IDRC Clients' Lifetime Marijuana, Cocaine, Heroin & Analgesic Use, by Gender



Middlesex County IDRC Clients' Self-Reported Illicit Drug Use

	Lifetime	Past Year	Past 30 days
Marijuana	42.2	9.0	1.7
Cocaine	13.2	2.5	0.1
Heroin	3.0	0.1	0.0
Analgesic	26.0	14.1	4.8
Hallucinogen	5.8	0.5	0.0
Club Drugs	5.2	0.7	0.0
Tranquilizer	5.2	2.4	1.0
Sedative	10.0	5.2	2.0
Stimulant	3.5	0.8	0.2
Inhalant	1.9	0.2	0.1
Methamphetamine	2.5	0.2	0.0
Anabolic Steroids	1.1	0.5	0.3

* RIASI Screening Score (Research Institute on Addictions Self Inventory): A DUI offender screening instrument created for and used by the State of New York in its Stop DWI Programs. Included are 41 True/False questions and 8 multiple response questions, each worth 1 point each. The questions cover several factors of substance dependence: classic symptoms, family history, risk-taking behavior, psychological factors, interpersonal competence, health, and alcohol beliefs. It was considered a positive screen if the client scores a 9 or above.