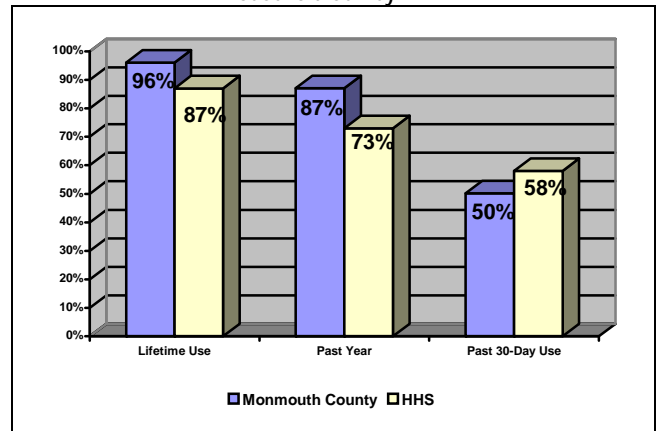


There were 1612 Monmouth County residents who went through the IDRC Education and Evaluation program in 2006. The following tables and graphs give demographic information about these clients. Clients' reported alcohol and other drug use characteristics are also described. Information was gathered from a mandatory self-administered questionnaire given during the IDRC classes and the counselors' screening/evaluation scoring forms.

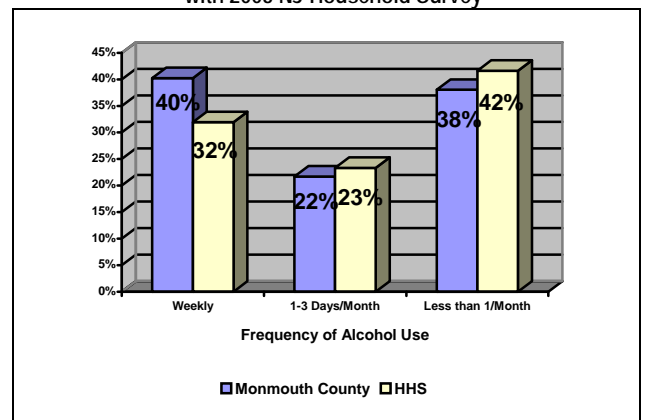
Monmouth County IDRC Client Demographics

	N	%
<b>Gender</b>		
Male	1207	74.9
Female	405	25.1
<b>Age</b>		
<21 (16-20)	146	9.1
21-24	287	17.8
25-34	390	24.2
35-49	568	35.3
50 and Over	218	13.6
<b>Race/Ethnicity</b>		
White (non-Hispanic)	1171	75.3
Black (non-Hispanic)	111	7.1
Hispanic	208	13.4
Other	66	4.2
<b>Education</b>		
Less than High School	145	9.6
High School Graduate	646	42.6
Some College	400	26.4
College Graduate or Higher	324	21.4
<b>Marital Status</b>		
Single	801	52.2
Married	363	23.7
Divorced/Separated/Other	371	24.2
<b>Household Income</b>		
Under \$25,000	523	34.3
\$25,000-34,999	175	11.5
\$35,000-49,999	234	15.3
Over \$50,000	594	38.9
<b>Employment Status</b>		
Full-Time	1019	66.2
Part-Time	191	12.4
Unemployed/Other	330	21.4

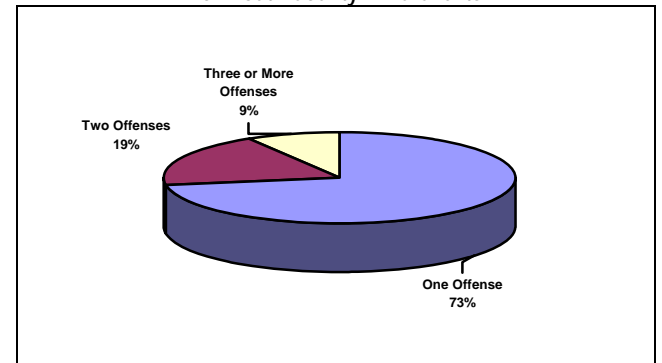
Alcohol Use by Monmouth County IDRC Clients Compared with 2003 NJ Household Survey



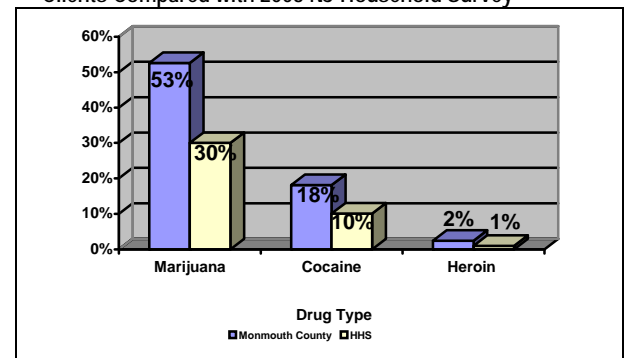
Frequency of Alcohol Use by Monmouth County Clients Compared with 2003 NJ Household Survey



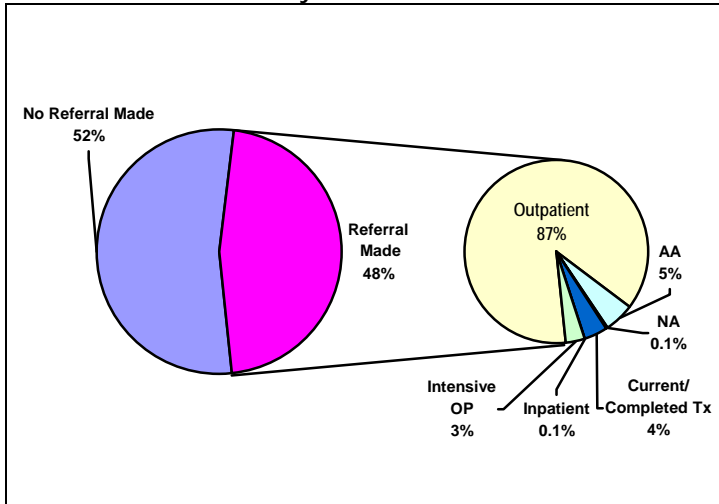
Number of Alcohol-Related Offenses on DMV Records of Monmouth County IDRC Clients



Lifetime Marijuana, Cocaine and Heroin Use by Monmouth County IDRC Clients Compared with 2003 NJ Household Survey



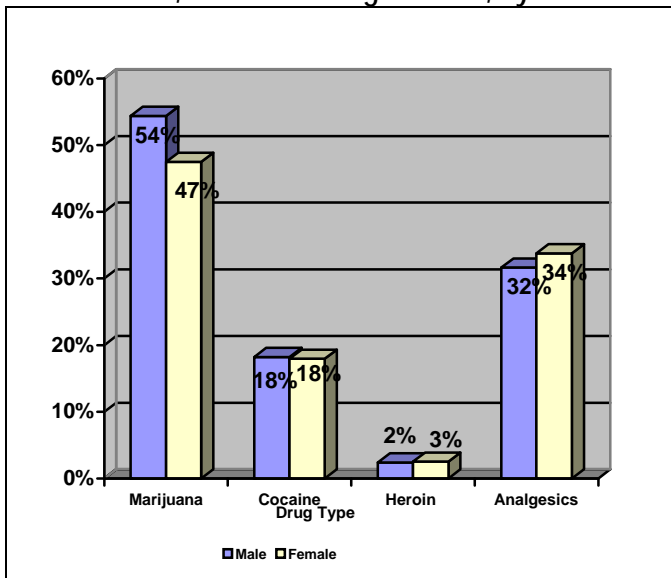
## 2006 Monmouth County Resident Referrals from IDRC



## Clients' Treatment/Self-Help History by Screening Score and Referral Status

Treatment/Self-Help History	N	% Clients with Treatment History who Scored 9 or more*	% Clients with Treatment History who had Referral Made
AA in Lifetime	450	66.4	72.9
Currently in AA	204	72.6	70.1
NA Lifetime	186	75.8	66.1
Currently in NA	69	84.1	65.2
Treatment in Lifetime	325	68.0	69.9
Currently in Treatment	121	69.4	71.9

## Monmouth County IDRC Clients' Lifetime Marijuana, Cocaine, Heroin & Analgesic Use, by Gender



## Alcohol & Drug Abuse/Dependence by Demographics

	% Alcohol Abuse	% Alcohol Dependence	% Drug Abuse	% Drug Dependence
<b>GENDER</b> Male	61.7	15.3	10.9	2.8
Female	64.0	14.3	6.4	2.7
<b>AGE</b> <21	72.6	18.5	19.2	7.5
21-24	67.3	16.4	11.5	4.2
25-34	64.4	11.0	10.5	1.3
35-49	57.8	15.1	8.1	1.6
50 and Over	56.9	18.4	4.1	3.7
<b>EDUCATION</b> Less than high school	49.0	16.6	11.7	3.5
High school graduate	62.5	15.8	12.7	2.9
Some college	68.8	15.0	9.3	3.0
College graduate or higher	67.3	15.1	4.9	1.9
<b>RACE/ETHNICITY</b> White	65.7	15.8	9.7	2.7
Black	65.8	12.6	13.5	4.5
Hispanic	60.1	13.0	11.5	2.4
Other	47.0	21.2	4.6	3.0
<b>EMPLOYMENT STATUS</b> Employed Full-time	66.2	13.9	9.2	1.9
Employed part-time	65.5	15.7	11.5	4.2
Unemployed/other	59.1	20.0	12.1	4.6
<b>INCOME</b> Under \$10,000	55.5	20.2	18.4	3.7
\$10,000-24,999	60.7	14.8	12.5	3.9
\$25,000-34,999	65.7	14.9	9.1	2.9
\$35,000-49,999	65.4	13.3	7.7	2.1
\$50,000 +	68.9	14.8	6.7	2.0
<b>OFFENSES</b> 1 Lifetime Alcohol Offense on DMV Record	65.6	14.8	10.4	2.6
2 Lifetime Alcohol Offenses on DMV Record	58.9	15.6	7.3	4.0
3 or More Lifetime Alcohol Offenses on DMV Record	43.6	15.7	10.0	0.7

## Monmouth County IDRC Clients' Self-Reported Illicit Drug Use

	Lifetime	Past Year	Past 30 days
Marijuana	52.6	15.2	3.1
Cocaine	18.2	3.7	0.4
Heroin	2.5	0.8	0.1
Analgesic	32.2	18.7	7.2
Hallucinogen	7.7	0.7	0.1
Club Drugs	6.8	1.2	0.1
Tranquilizer	7.8	3.5	1.9
Sedative	13.5	8.7	4.1
Stimulant	4.9	1.2	0.4
Inhalant	2.9	1.0	0.1
Methamphetamine	3.8	0.8	0.2
Anabolic Steroids	1.5	0.3	0.0

\* RIASI Screening Score (Research Institute on Addictions Self Inventory): A DUI offender screening instrument created for and used by the State of New York in its Stop DWI Programs. Included are 41 True/False questions and 8 multiple response questions, each worth 1 point each. The questions cover several factors of substance dependence: classic symptoms, family history, risk-taking behavior, psychological factors, interpersonal competence, health, and alcohol beliefs. It was considered a positive screen if the client scores a 9 or above.