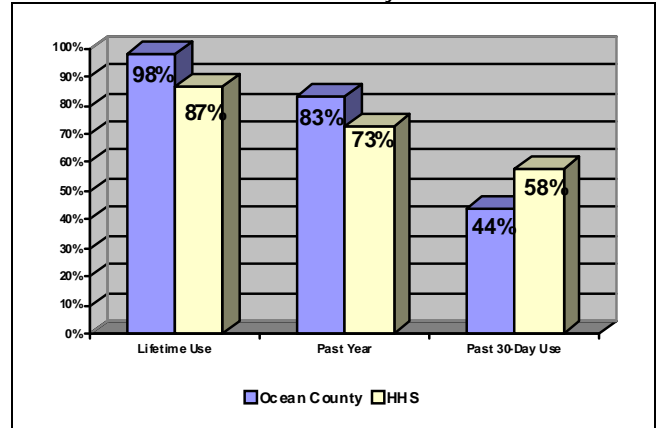


There were 1,312 Ocean County residents who went through the Intoxicated Driver Resource Center program in 2007. The following tables and graphs give demographic information about these clients. Clients' reported alcohol and other drug use characteristics are also described. Information was gathered from a mandatory self-administered questionnaire given during the IDRC classes and the counselors' screening/scoring forms.

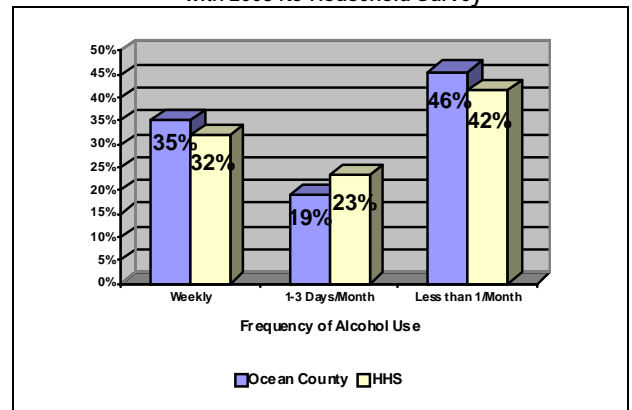
**Ocean County IDRC Client Demographics**

	N	%
<b>Gender</b>		
Male	976	74.4
Female	336	25.6
<b>Age</b>		
<21 (16-20)	128	9.8
21-24	219	16.7
25-34	309	23.6
35-49	464	35.4
50 and Over	192	14.6
<b>Race/Ethnicity</b>		
White (non-Hispanic)	1061	83.0
Black (non-Hispanic)	36	2.8
Hispanic	146	11.4
Other	36	2.8
<b>Education</b>		
Less than High School	191	15.3
High School Graduate	633	50.8
Some College	261	21.0
College Graduate or Higher	161	12.9
<b>Marital Status</b>		
Single	602	48.0
Married	374	29.9
Divorced/Separated/Other	277	22.1
<b>Household Income</b>		
Under \$25,000	500	39.8
\$25,000-34,999	153	12.2
\$35,000-49,999	198	15.8
Over \$50,000	405	32.3
<b>Employment Status</b>		
Full-Time	811	63.9
Part-Time	152	12.0
Unemployed/Other	307	24.2

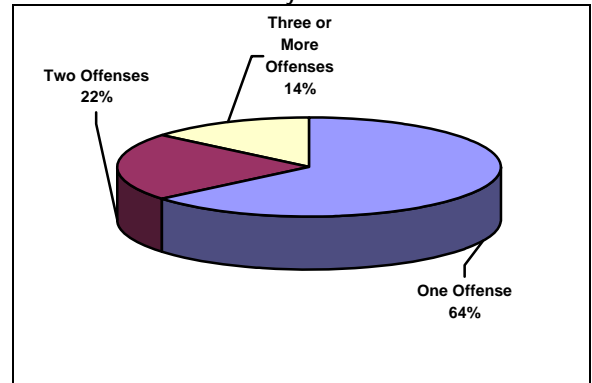
**Alcohol Use by Ocean County IDRC Clients Compared with 2003 NJ Household Survey**



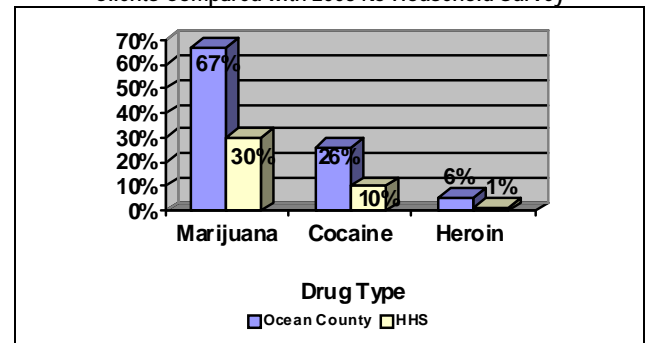
**Frequency of Alcohol Use by Ocean County IDRC Clients Compared with 2003 NJ Household Survey**



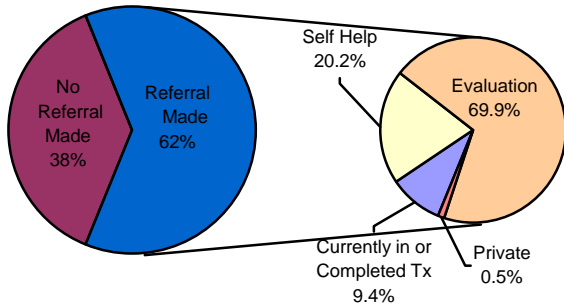
**Number of Alcohol-Related Offenses on DMV Records of Ocean County IDRC Clients**



**Lifetime Marijuana, Cocaine and Heroin Use by Ocean County IDRC Clients Compared with 2003 NJ Household Survey**



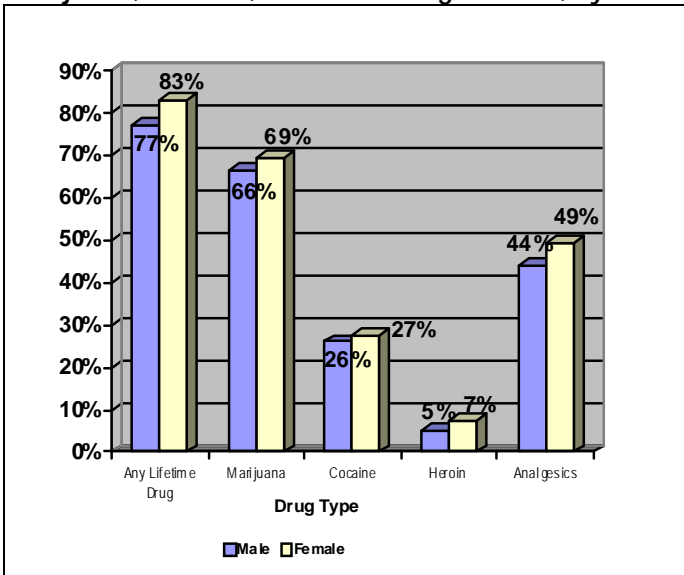
### 2007 Ocean County Resident Referrals from IDRC



### Clients' Treatment/Self-Help History by Screening Score and Referral Status

Treatment/Self-Help History	N	% Clients with Treatment History who Scored 9 or more*	% Clients with Treatment History who had Referral Made
AA in Lifetime	498	71.3	84.9
Currently in AA	214	73.4	87.9
NA Lifetime	251	82.1	82.5
Currently in NA	66	84.9	87.9
Treatment in Lifetime	407	72.7	87.7
Currently in Treatment	129	74.4	87.6

### Ocean County IDRC Clients' Lifetime Drug Use including Marijuana, Cocaine, Heroin & Analgesic Use, by Gender



### Ocean County IDRC Clients' Demographic Criteria by Referral, Lifetime Drug Use, Two or More Offenses, Tobacco Use and Screening Score Cutoff

	Referral Made	Lifetime Drug	2 or more Offenses	Use Tobacco Products	Screening Score Above Cutoff	
GENDER	Male	63.5	77.1	37.9	62.3	57.5
	Female	58.9	83.0	32.1	66.7	49.1
AGE	<21	76.6	82.8	2.4	63.0	64.8
	21-24	49.8	82.7	15.0	70.3	61.2
	25-34	56.6	79.3	30.2	64.5	58.6
	35-49	68.8	78.5	54.1	62.5	49.8
	50 and Over	60.9	70.3	50.3	55.6	50.5
EDUCATION	Less than high school	68.1	71.7	37.0	65.8	67.0
	High school graduate	65.7	83.3	40.2	68.4	59.2
	Some college	58.2	82.8	33.5	59.6	49.8
	College graduate or higher	48.5	72.1	23.4	46.3	38.5
RACE/ETHNICITY	White	63.6	83.5	36.8	66.3	56.6
	Black	52.8	72.2	27.8	41.7	61.1
	Hispanic	57.5	54.8	34.5	44.8	49.3
	Other	55.6	66.7	34.3	68.6	55.6
EMPLOYMENT STATUS	Employed Full-time	60.5	79.5	36.2	62.7	53.9
	Employed part-time	62.5	71.1	29.5	57.2	52.6
	Unemployed/other	65.8	83.7	39.0	66.5	62.2
INCOME	Under \$25,000	65.4	76.6	33.5	66.2	60.2
	\$25,000-34,999	61.4	78.4	37.6	67.1	54.3
	\$35,000-49,999	60.6	78.8	39.1	68.7	57.1
	\$50,000 +	59.3	83.5	37.7	54.7	50.1

### Ocean County IDRC Clients' Self-Reported Illicit Drug Use

	Lifetime	Past Year	Past 30 days
Marijuana	67.0	17.3	3.4
Cocaine	26.3	14.8	0.4
Heroin	5.7	1.8	0.2
Analgesic	45.4	22.9	8.5
Hallucinogen	13.0	0.9	0.1
Club Drugs	10.6	1.1	0.1
Tranquilizer	11.7	4.7	1.9
Sedative	20.2	10.9	4.5
Stimulant	8.0	1.6	0.8
Inhalant	4.1	0.9	0.2
Methamphetamine	5.2	0.3	0.1
Anabolic Steroids	2.0	0.4	0.1