



WORK FIRST NJ

Quarterly Progress Update

June 2012

New Jersey Department of Human Services

Jennifer Velez, Commissioner

Division of Family Development

Jeanette Page-Hawkins, Director



Work First New Jersey (WFNJ) Quarterly Progress Update

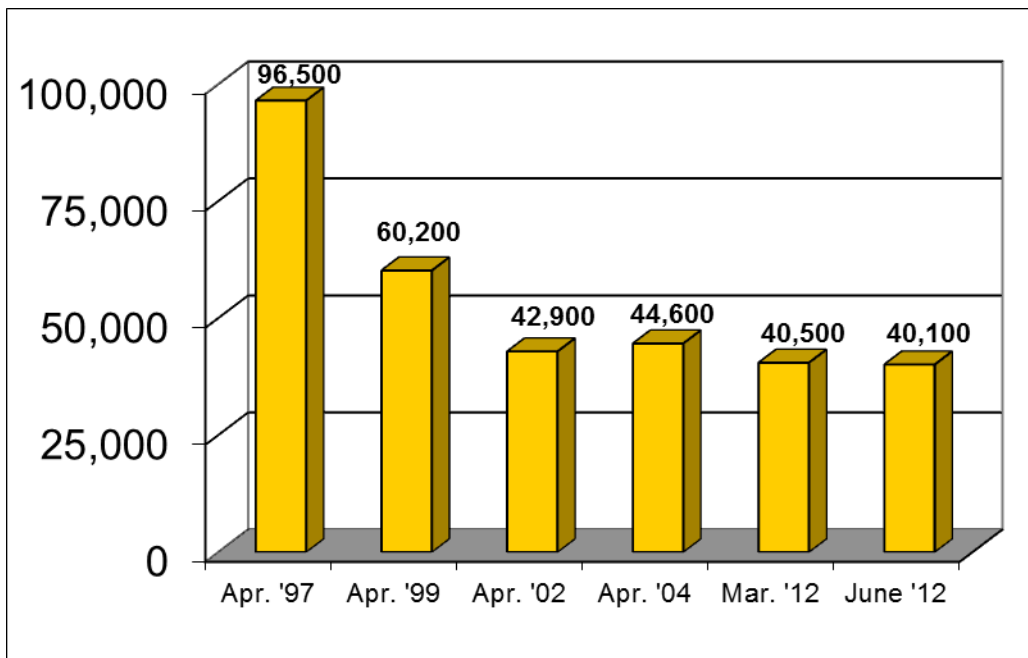
Quarter Ending June 2012

1. Work First NJ Caseload

• **Temporary Assistance for Needy Families (TANF)**

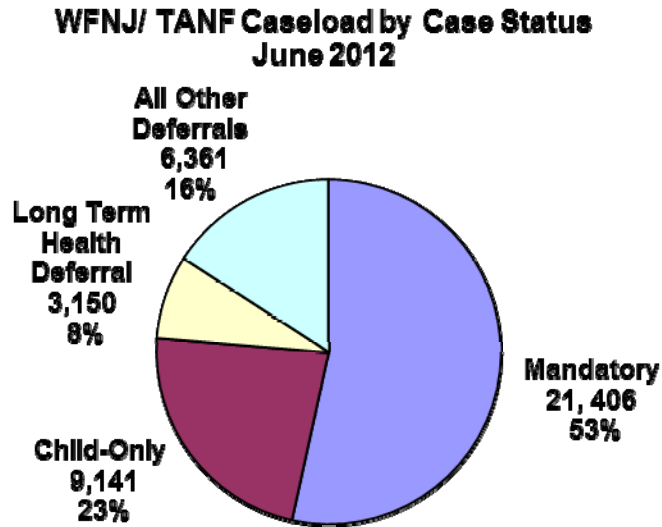
The number of families receiving WFNJ/TANF totaled approximately 40,100 as of June 2012, a slight decline from the March 2012 caseload.

WFNJ TANF Caseload



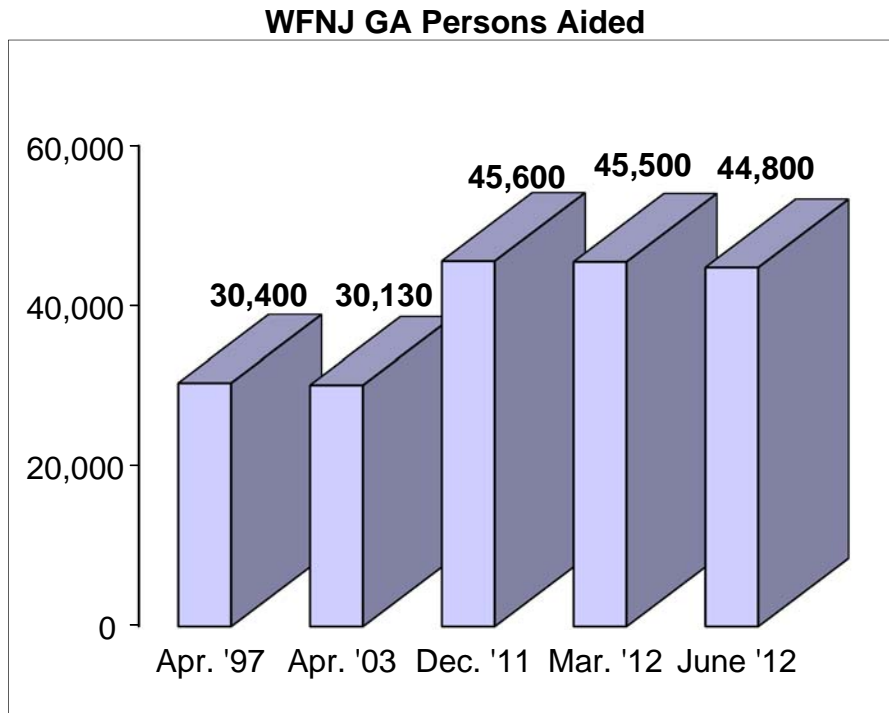
•Client Deferrals and Exemptions

Of the total TANF caseload of 40,100, about 21,400 cases (53 percent) were those with adults in the household who must comply with WFNJ/TANF work requirements.



•General Assistance (GA)

As of June 2012, there were approximately 44,800 General Assistance (GA) persons aided in New Jersey.



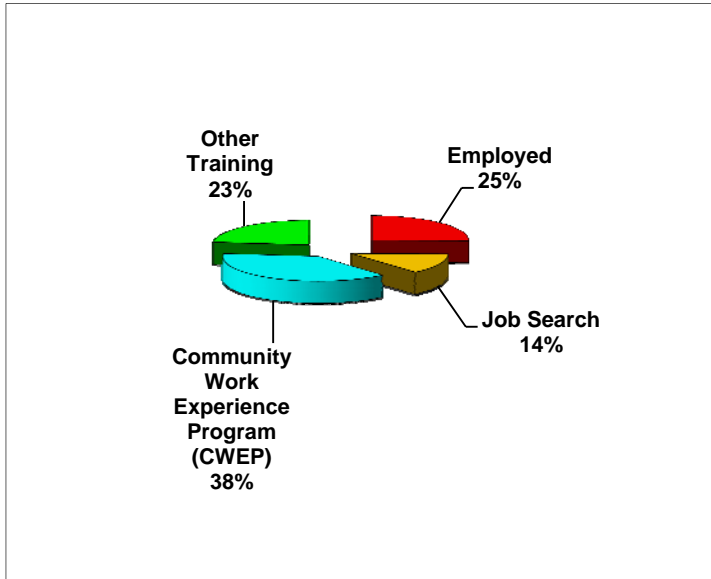
•Teenaged Welfare Recipients

Of the WFNJ/TANF population of 40,100 in June 2012, about 1,320 (3.3%) were teenaged recipients, aged 18 and 19, who were heads of their households.

2. Employment & Work Preparation

•Participation of WFNJ TANF Clients in Employment-Directed Activities

For the month of June 2012, over 17,000 TANF clients were engaged in work activities. About 4,300 (25 percent) of these individuals had begun working but were still receiving a partial cash assistance payment, due to income disregards.



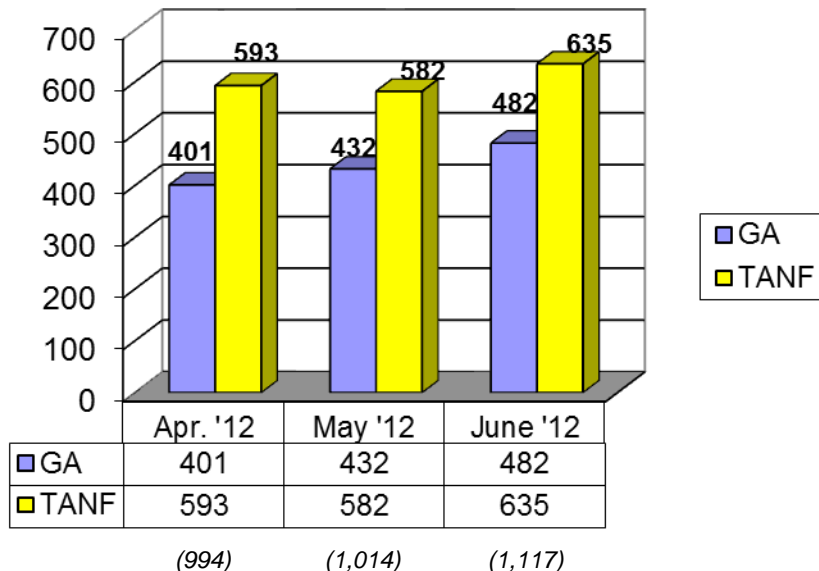
Employed	4,301
Job Search	2,266
Community Work Experience Program (CWEP)	6,521
Other Training -Occupational Training -Education -On the Job Training (OJT)	3,946
Total	17,034

•Cases that met the Federal Participation Requirement

Of the people scheduled to participate in the work-directed activities, 5,019 participated at levels sufficient to satisfy federal requirements.

•Cases Closed Due to Employment

During the quarter, an average of about 1,042 WFNJ TANF and GA clients left welfare for employment each month.



Major Reasons for TANF Case Closings

April to June 2012

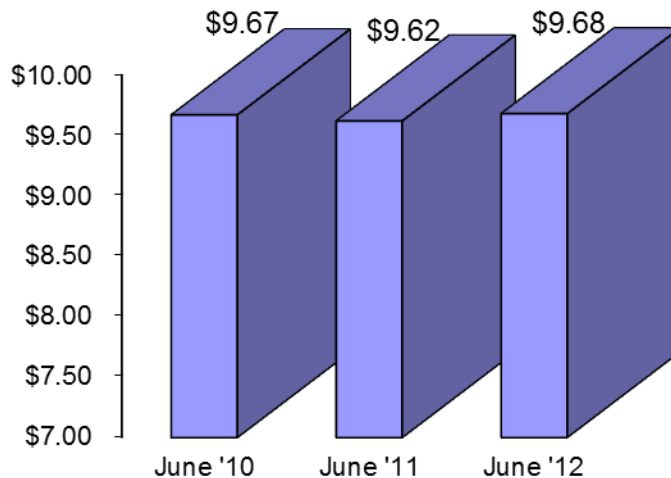
	Apr	May	Jun	Total
Due to Employment	593	582	635	1,810
No Eligible Children	201	188	201	590
No Redetermination	95	96	83	274
Moved Out of State	103	106	81	290
All Other Closed	1,541	1,541	1,596	4,678
(Unemployment Ins. Benefits)	78	72	81	231
(Recipient Withdrawal)	166	163	149	478
(Recipient Initiative)	44	75	46	165
(Moved to Another County)	65	63	71	199
(Unable to Verify Residence)	85	92	65	242
(Other Closed Cases)	1,103	1,076	1,184	3,363
Total Closed Cases	2,533	2,513	2,596	7,642

About 24 percent of all TANF cases closed during the quarter were closed due to employment.

Earnings of Former TANF Recipients

During the second quarter of 2012, WFNJ TANF recipients who were working were earning an average of \$9.68 per hour.

Average Hourly Wages of Former TANF Recipients



•Statewide Job Openings

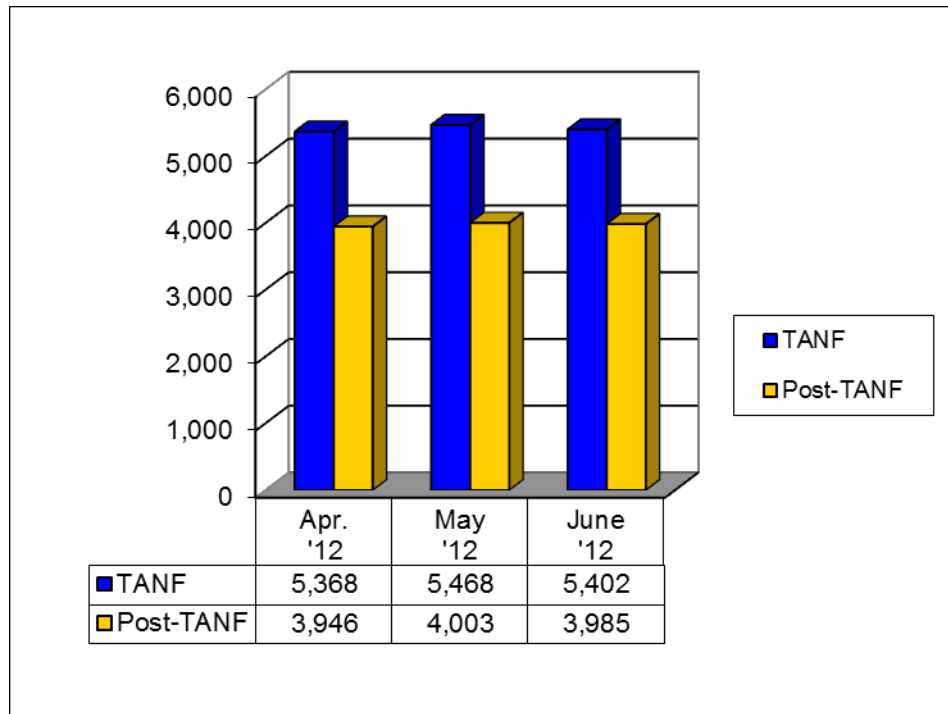
According to the NJ Department of Labor and Workforce Development, there were 60,561 job openings statewide during the period of July 1, 2011 through June 30, 2012. The majority of positions available were in the Administration and Support, Waste Management and Remediation category, followed by the Accommodation and Food Services and Professional, Scientific and Technical Services fields.

LWD statewide job openings	
Occupation	Openings
Admin. & Support, Waste Mgt. & Remediation	13,864
Accommodation & Food Services	7,914
Professional, Scientific and Technical Services	5,783
Retail Trade	5,518
Health Care & Social Assistance	5,319
Manufacturing	5,073
Transportation & Warehousing	3,531
Educational Services	1,889
Construction	1,715
Wholesale Trade	1,651
Information	1,550
Finance & Insurance	1,411
Other Services	1,345
Public Administration	1,276
Arts, Entertainment & Recreation	1,104
Agriculture, Forestry, Fishing, Hunting	797
Real Estate & Rental & Leasing	460
Utilities	301
Mining	31
Management of Companies & Enterprises	29
Total	60,561

3. Child Care

As of June 2012, over 5,400 WFNJ TANF clients received child care benefits. Post-TANF child care benefits were issued to nearly 4,000 families who had become employed and were no longer receiving cash assistance.

WFNJ TANF Cases Receiving Child Care Benefits, June 2012



4. WFNJ Program Expenditures

The attached Appendix provides a summary of WFNJ program expenditures for the quarter.

**NOTE: ALL CHARTS AND GRAPHS HAVE BEEN DEVELOPED BY
THE DIVISION OF FAMILY DEVELOPMENT.**

**FOR FURTHER INFORMATION REGARDING CHARTS AND GRAPHS
OR PROGRAM EXPENDITURES, PLEASE CONTACT
JEANETTE PAGE-HAWKINS, DIRECTOR, AT 609-588-2401.**



State of New Jersey
DEPARTMENT OF HUMAN SERVICES
PO Box 700
TRENTON, NJ 08625-0700

CHRIS CHRISTIE
Governor

JENNIFER VELEZ
Commissioner

KIM GUADAGNO
Lt. Governor

January 2, 2012

Honorable Paul Sarlo, *Chair*
Senate Budget and Appropriations Committee
Senate Majority Office, State House
P.O. Box 099
Trenton, NJ 08625-0099

Honorable John Burzichelli, *Chair*
Assembly Appropriations Committee
Assembly Majority Office, State House
P.O. Box 098
Trenton, NJ 08625-0098

Dear Senator Sarlo and Assemblyman Burzichelli:

The Department of Human Service' Division of Family Development (DFD), in accordance with P.L. 2011, c. 184, has posted the Work First New Jersey (WFNJ) Quarterly Progress Update for the quarter ending March 2012. This progress update is posted at <http://www.state.nj.us/humanservices/dfd/news/>, as required pursuant to P.L. 1997, c.13. A copy of the update is enclosed for your convenience.

This report reflects the current trend of clients receiving Temporary Assistance for Needy Families (TANF) and General Assistance (GA) benefits. During this quarter, an average of about 1,042 clients (TANF and GA combined) left WFNJ for employment each month. The average wage of TANF clients who became employed was \$9.68 per hour.

I welcome your comments on any of the issues discussed in this report. If you would like additional information, please contact me or Jeanette Page-Hawkins, Director of the Division of Family Development, at 609-588-2401.

Sincerely,



Jennifer Velez
Commissioner

JV:14

Enclosure

c: Jeanette Page-Hawkins
Andrew Hendry, Senate Democratic Office
James A. Harkness, Senate Republican Office
William Caruso, Assembly Democratic Office
Richard Wright, Assembly Republican Office
Lori O'Mara-Van Driesen, OLS, OPI
Karen Hillman, NJ State Library
Honorable Paul Sarlo
Honorable Nellie Pou



State of New Jersey
DEPARTMENT OF HUMAN SERVICES
PO Box 700
TRENTON, NJ 08625-0700

CHRIS CHRISTIE
Governor

JENNIFER VELEZ
Commissioner

KIM GUADAGNO
Lt. Governor

January 2, 2012
Page 2

bc: Lowell Arye
Nicole Brossoie
Freida Phillips
Jeanette Page-Hawkins
Jacqueline Tencza
Allison Davis

Re: Work First New Jersey Quarterly Progress Update for June 2012

**THE DIVISION OF FAMILY DEVELOPMENT
WORK FIRST NEW JERSEY (WFNJ) EXPENDITURES
Quarter Ending June 30, 2012**

	Actual June 30, 2011	Actual Sept 30, 2011	Actual Dec 31, 2011	Actual Mar 31, 2012	Estimate June, 2012	TOTAL COSTS SFY 2011 7/10 - 6/11	TOTAL COSTS CY 2011 1/11 - 12/11	TOTAL COSTS SFY 2012 7/11 - 6/12	TOTAL COSTS CY 2012 1/12 - 6/12
(A) CASE MANAGEMENT									
TANF	\$8,887,442	\$8,949,937	\$10,428,153	\$8,686,574	\$9,238,026	\$35,232,110	\$35,666,096	\$37,302,690	\$17,924,600
Food Stamps/Able Bodied Adults W/O Dependents	\$3,980,387	\$3,205,035	\$4,572,540	\$3,579,514	\$3,834,369	\$15,360,814	\$15,323,497	\$15,191,457	\$7,413,882
GA	\$2,368,052	\$2,464,291	\$1,735,141	\$1,922,185	\$2,122,417	\$9,470,645	\$8,697,637	\$8,244,034	\$4,044,602
(B) SUPPLEMENTAL SERVICE									
Special Initiative	\$0	\$0	\$0	\$0	\$0	\$35,147	\$0	\$0	\$0
(C) CHILD CARE	\$23,903,907	\$24,390,357	\$24,321,899	\$22,533,382	\$23,787,386	\$96,340,472	\$95,994,171	\$95,033,024	\$46,320,768
(D) TRAINING RELATED EXPENSE, PARTICIPANT ALLOWANCE AND TRANSPORTATION BLOCK GRANT									
TANF	\$2,639,302	\$2,580,099	\$2,612,715	\$3,115,063	\$2,736,795	\$10,699,646	\$10,832,582	\$11,044,672	\$5,851,858
Food Stamps	\$1,358,762	\$1,063,518	\$1,077,002	\$1,146,809	\$1,161,523	\$4,053,286	\$4,346,455	\$4,448,852	\$2,308,332
GA	\$171,276	\$157,434	\$141,013	\$141,312	\$152,759	\$1,069,051	\$664,876	\$592,518	\$294,071
(E) DEPARTMENT OF LABOR AND WORK FORCE DEVELOPMENT - EMPLOYMENT AND TRAINING									
TANF	\$15,470,817	\$10,592,429	\$6,998,498	\$14,689,805	\$11,937,887	\$48,521,504	\$44,080,437	\$44,218,619	\$26,627,692
Food Stamps/Able Bodied Adults W/O Dependents	\$4,737,780	\$3,326,842	\$3,434,772	\$5,414,031	\$4,228,356	\$15,234,552	\$15,124,275	\$16,404,000	\$9,642,387
GA	\$2,717,657	\$2,648,975	\$1,663,619	\$2,537,686	\$2,391,985	\$9,029,283	\$9,164,567	\$9,242,266	\$4,929,671
(F) OMEGA SYSTEM	\$486,235	\$486,721	\$487,206	\$487,692	\$486,964	\$1,931,181	\$1,945,911	\$1,948,583	\$974,656
TOTAL EXPENDITURES	\$66,721,616	\$59,865,637	\$57,472,559	\$64,254,052	\$62,078,466	\$246,977,692	\$241,840,505	\$243,670,714	\$126,332,518

FOOTNOTES:

ACTUAL expenditures are subject to subsequent adjustment and reconciliation to be reflected on future reports.

ACTUAL expenditures for OMEGA SYSTEM have been revised to reflect actual expenditures.