



# Handbook for Safeguarding Sensitive Personally Identifiable Information

March 2012



Homeland  
Security

March 2012

Dear Colleagues,

I am pleased to share with you the newly revised edition of the DHS Privacy Office's *Handbook for Safeguarding Sensitive PII* (Handbook) which applies to every DHS employee, contractor, detailee, intern and consultant.

This Handbook provides guidelines to help you safeguard Sensitive **Personally Identifiable Information (PII)** in both paper and electronic form at DHS. Your component Privacy Officer, component Privacy Point of Contact (PPOC), Program Office, or System Owner may set additional or more specific rules for handling PII, particularly *Sensitive PII*, based on the sensitivity of the information involved.

The Handbook provides step-by-step guidance on how to identify and protect Sensitive PII:

- In the office, or while traveling or teleworking
- On a portable electronic device, such as a Blackberry, laptop, or USB flash drive
- When emailing, faxing, or by other electronic transfer
- When mailing externally, overseas and inter-office
- When storing on a shared drive or SharePoint

The Handbook also provides simple instructions on:

- Encrypting Sensitive PII
- Securing Sensitive PII when not in use
- Disposing of Sensitive PII

By observing these guidelines, you will be doing your part to protect the Sensitive PII of our employees, contractors, and the public, and helping to prevent a privacy incident. If you have any questions regarding this Handbook, please contact your component Privacy Officer or PPOC. You may also call us at 703-235-0780 or email us at [privacy@dhs.gov](mailto:privacy@dhs.gov).

Sincerely,



Mary Ellen Callahan  
Chief Privacy Officer  
Chief Freedom of Information Act Officer  
The Privacy Office  
United States Department of Homeland Security

# Handbook for Safeguarding Sensitive PII

## Contents

Introduction.....	3
1.0 The Difference Between PII and Sensitive PII... ..	4
1.1 PII That Is Always Sensitive.....	5
1.2 PII That Is Sensitive In Certain Contexts .....	6
1.3 Alien Files and Alien Numbers.....	6
2.0 Safeguarding Sensitive PII.....	7
2.1 Collect Sensitive PII Only as Authorized .....	7
2.2 Limit Use of Sensitive PII.....	7
2.3 Minimize Proliferation of Sensitive PII.....	8
2.4 Secure Sensitive PII .....	9
3.0 Privacy Incident Reporting. ....	11
3.1 How to Report a Privacy Incident.....	11
3.2 Do Not Further Compromise the Information .....	11
Appendix A: Encrypting a File .....	12
Appendix B: Frequently Asked Questions .....	16
1. How can I protect Sensitive PII . ....	16
A. <i>In the office?</i> .....	16
B. <i>While traveling?</i> .....	17
C. <i>While teleworking?</i> .....	17
D. <i>In email or other electronic transfer?</i> .....	18
E. <i>When sending via facsimile (fax)?</i> .....	18
F. <i>In the interoffice mail?</i> .....	18
G. <i>In the outgoing mail?</i> .....	19
H. <i>When mailing overseas?</i> .....	19
I. <i>On my office shared drive or SharePoint?</i> .....	19
2. How can I minimize my use of Sensitive PII?.....	20
3. Why shouldn't I store Sensitive PII on unauthorized equipment? .....	20
4. How do I secure Sensitive PII that cannot be encrypted?.....	20
5. What are my responsibilities when requesting or receiving Sensitive PII?.....	20
6. When and how should I destroy materials containing Sensitive PII?.....	21
Appendix C: Helpful Documents.....	22
Endnotes.....	23

## Introduction

As someone who works for or on behalf of the Department of Homeland Security (DHS or Department), it is your responsibility to protect information that has been entrusted to the Department. An important part of this duty is to ensure that you properly collect, access, use, share, and dispose of **Personally Identifiable Information (PII)**.

You should exercise care when handling all PII. *Sensitive* PII, however, requires special handling because of the increased risk of harm to an individual if it is compromised.

This Handbook provides minimum standards that apply to every DHS employee, contractor, detailee, intern and consultant.<sup>1</sup> Your component Privacy Officer, Privacy Point of Contact (PPOC), Program Office, or System Owner may set additional or more specific rules for handling PII based on the sensitivity of the information involved. Your supervisor or component Privacy Officer or PPOC will be able to direct you to your component-specific rules.

This handbook explains:

- how to identify PII and Sensitive PII,
- how to protect Sensitive PII in different contexts and formats, and
- what to do if you believe Sensitive PII has been compromised.

Additionally, Appendix A of this handbook gives instructions on how to encrypt a file containing Sensitive PII. Appendix B provides answers to frequently asked questions on specific procedures for protecting Sensitive PII. And Appendix C includes three useful factsheets: one summarizing this handbook, one on protecting Sensitive PII while teleworking, and one providing instructions on how to restrict network shared drive access.



## 1.0 The difference between PII and Sensitive PII

DHS defines personal information as “**Personally Identifiable Information**” or PII, *which is any information that permits the identity of an individual to be directly or indirectly inferred,*

*including any information that is linked or linkable to that individual, regardless of whether the individual is a U.S. citizen, lawful permanent resident, visitor to the U.S., or employee or contractor to the Department.*

***Sensitive PII** is Personally Identifiable Information, which if lost, compromised, or disclosed without authorization, could result in substantial harm, embarrassment, inconvenience, or unfairness to an individual.*

Sensitive PII requires stricter handling guidelines because of the increased risk to an individual if the data are compromised.

Some categories of PII, when maintained by DHS, are sensitive as stand-alone data elements, including: Social Security numbers (SSN), Alien Registration numbers (A-number), or biometric identifiers. Other data elements such as a financial account number, citizenship or immigration status, or medical information, in conjunction with the identity of an individual (directly or indirectly inferred), are also considered Sensitive PII. In addition, the context of the PII may determine whether the PII is sensitive, such as a list of employees with poor performance ratings.

Not all PII is sensitive. For example, information on a business card or in a public phone directory of agency employees is PII, but is not considered Sensitive PII if it is publicly available.

However, PII that is available to the public is still considered Sensitive PII in certain circumstances. For example, an individual’s SSN might be available in a public record maintained by a local court; however, DHS would still consider that individual’s SSN to be Sensitive PII because the SSN is a key identifier used in identity theft, and therefore is inherently sensitive. Another example is a DHS employee who maintains a personal public website identifying herself as having a certain medical condition; however, that same medical information in the employee’s personnel file at DHS is treated as Sensitive PII.



## 1.1 PII That Is Always Sensitive

The following personal identifiers, when maintained by DHS, are Sensitive PII even if they are not linked with additional PII or contextual information:

- complete (9-digit) SSN
  - DHS continues to review and reduce its use of SSNs<sup>2</sup> because they are especially sensitive identifiers that can increase an individuals' risk of identity theft if compromised. DHS programs and offices should minimize access to, use of, and or display of SSNs wherever possible.<sup>3</sup>
- Alien Registration number (A-number)
- driver's license or state identification number
- passport number
- biometric identifiers (e.g., fingerprint, iris scan, voice print)<sup>4</sup>



The following information is Sensitive PII when linked with the person's name or other unique identifier, such as an address or phone number:

- citizenship or immigration status
- criminal history
- medical information
- full date of birth
- authentication information such as mother's maiden name or passwords
- portions of SSNs such as the last four digits<sup>5</sup>
- financial account numbers
- other data created by DHS to identify or authenticate an individual's identity, such as a fingerprint identification number (FIN) or Student and Exchange Visitor Information System (SEVIS) identification number

### Examples of PII

#### *PII:*

**Name, email, home address**

#### *Sensitive PII:*

**Social Security number**

**Alien Registration number**

**Driver's license or Passport number**

**Biometrics**

**Financial and medical records**

**Account numbers**

**Criminal history**

## 1.2 PII That Is Sensitive In Certain Contexts

Context matters. PII that might not include the data elements identified in 1.1 may still be sensitive and require special handling if it could cause substantial harm, embarrassment, inconvenience, or unfairness to an individual.<sup>6</sup>

For example, a collection of names:

- Is **not** Sensitive PII if it is a list, file, query result, etc. of:
  - attendees at a public meeting
  - stakeholders who subscribe to a DHS listserv
  - employees and contractors at the DHS Privacy Office
  
- **Is** Sensitive PII if it is a list, file, query result, etc. of:
  - law enforcement personnel, such as investigators, agents, and support personnel
  - employees with poor performance ratings
  - undocumented immigrants awaiting deportation proceedings

## 1.3 Alien Files and Alien Numbers

You may access and use Alien Files (A-Files) and their associated A-numbers often in fulfilling your duties at DHS.

- In all contexts, this information is Sensitive PII and must be safeguarded as such.
- You may also use an A-number as a case number for matters pending before the Department of Justice, Executive Office of Immigration Review and Board of Immigration Appeals, or for immigration matters pending before the federal courts. Nothing in this Handbook is intended to interfere with the practice of agency personnel with respect to the uses of the A-number in these contexts.
- The known location of the alien is the only other PII that may be included in the unencrypted emails sent to DHS law enforcement personnel from non-DHS staff (e.g., DHS contractors who need to send emails originating outside the DHS firewall).

*Note:* When non-DHS staff need to send A-numbers to DHS law enforcement personnel, and it is not feasible or consistent with operational needs to do so using encrypted emails, non-DHS staff may send unencrypted A-numbers to DHS law enforcement personnel in order to fulfill their DHS law enforcement and immigration enforcement duties.

## 2.0 Safeguarding Sensitive PII

You should exercise care when handling all PII. Sensitive PII, however, requires special handling because of the increased risk of harm to an individual if it is compromised. The following guidelines explain how you must properly collect, access, use, share and dispose of Sensitive PII at the Department.



### 2.1 Collect Sensitive PII Only as Authorized

When collecting Sensitive PII, be sure that you have the legal authority to do so, and, if required, have a Privacy Act System of Records Notice (SORN) in place that describes the information.

- If you are collecting or maintaining Sensitive PII electronically, be sure to check with the DHS Privacy Office or your component Privacy Officer to determine if your database or information technology system requires an approved Privacy Impact Assessment (PIA), and/or compliance with the Federal Information System Management Act (FISMA).

When collecting PII from members of the public, ensure that all paper or electronic forms or processes are reviewed and approved by the DHS Forms Manager prior to collection.

- Collecting personal information from members of the public may trigger separate requirements under the Paperwork Reduction Act (PRA)<sup>7</sup>, and may also require that the form contain a Privacy Act Statement.

### 2.2 Limit Use of Sensitive PII

Only access or use Sensitive PII when you have a need to know that information,<sup>8</sup> that is, when your need for the information relates to your official duties.

- Use must be compatible with notices, such as a SORN, PIA, or Privacy Act Statement provided to the individuals from whom the information was collected. If you are unsure about whether a specific use is appropriate, you should confirm with your supervisor, component Privacy Officer, or PPOC.<sup>9</sup>
- If you work for DHS as a contractor, you must have a nondisclosure agreement (NDA) on file with DHS prior to handling Sensitive PII,<sup>10</sup> and complete the mandatory online privacy awareness training course.
- Never browse files containing Sensitive PII out of curiosity or for personal reasons.



## 2.3 Minimize Proliferation of Sensitive PII

Minimizing proliferation of Sensitive PII helps to keep it more secure and reduces the risk of a privacy incident.

Refer requests for Sensitive PII from members of the media, the public and other outside entities, including requests from members of Congress that are not requesting on behalf of a committee chair or co-chair, to your component Freedom of Information Act (FOIA), Privacy or Disclosure Officer.<sup>11</sup>

### Limit the sharing of Sensitive PII:

- *Internally:* You are authorized to share Sensitive PII with another DHS employee or contractor if the recipient's need for the information is related to his or her official duties.
- *Externally:* You are authorized to share Sensitive PII outside of DHS if:
  1. The recipient's need for the information is related to his or her official duties; *and*
  2. There is a published routine use in the applicable SORN. [All DHS SORNs are posted on the DHS Privacy Office website ([www.dhs.gov/privacy](http://www.dhs.gov/privacy))]; *and*
  3. There is an Information Sharing and Access Agreement or a formal Request for Information in place for disclosures of DHS information.

### Creating data extracts of Sensitive PII:

Do not create unnecessary or duplicative collections of Sensitive PII, such as duplicate, ancillary, "shadow," or "under the radar" files.

- In some instances, it may be appropriate to create new spreadsheets or databases that contain Sensitive PII from a larger file or database. Before doing so, consult Attachment S1 in the *DHS Sensitive Systems Policy Directive 4300A: DHS Policy and Procedures for Managing Computer-Readable Extracts Containing Sensitive PII*, which can be found on [DHS Connect](#). This document outlines DHS policies on how to manage computer readable extracts containing Sensitive PII.
- Unauthorized replication may constitute an unauthorized or illegal Privacy Act system of records. Your component Privacy Officer or PPOC should be consulted to provide guidance specific to the situation.
  - When you need to print, copy, or extract Sensitive PII from a larger data set, limit the new data set to include only the specific data elements you need to perform the task at hand.
  - In addition, if you need to create duplicate copies of Sensitive PII to perform a particular task or project, delete or destroy them when they are no longer needed.

## 2.4 Secure Sensitive PII

When you handle, process, transmit, transport and/or store Sensitive PII, you should limit the potential for unauthorized disclosure. For example, protect against “shoulder surfing” or eavesdropping by being aware of your surroundings when processing or discussing Sensitive PII.

### PII in electronic form:

Sensitive PII should only be accessed via DHS-approved portable electronic devices (PEDs) such as laptops, USB flash drives, and external hard drives (including contractor-owned equipment or a system that is approved to be used as a government system.).<sup>12</sup> PEDs must be encrypted as noted in *DHS Sensitive Systems Policy Directive 4300A*. Personally-owned USB flash drives may not be used.

*Personally-owned computers should not be used to access, save, store, or host Sensitive PII unless you log in through the DHS Virtual Desktop.* Each Component has a different procedure for accessing the DHS network remotely, so please check with your Help Desk. These rules also apply to all individuals on an approved telework program.<sup>13</sup> See Appendix C for additional guidance.

### Transporting hard copy PII:

Obtain authorization from your supervisor before removing documents containing Sensitive PII from the workplace. Do not take Sensitive PII home or to any non-DHS approved worksite, in either paper or electronic format, unless appropriately secured. Paper documents must be under the control of the employee or locked in a secure container when not in use.

Physically secure Sensitive PII when in transit. Do not mail or courier Sensitive PII on CDs, DVDs, hard drives, USB flash drives, floppy disks, or other removable media unless the data are encrypted. Also, do not pack laptops or electronic storage devices in checked baggage or leave them in a car for an extended period of time. Never leave paper files or electronic devices in plain sight in an unattended vehicle. Additionally, do not return failed hard drives to vendors for warranty repair or replacement if the device was ever used to store Sensitive PII. These devices should be returned to your IT department for proper handling.

### Hard copy PII in the workplace:

***Never*** leave Sensitive PII in hard copy unattended and unsecured.

Physically secure Sensitive PII (e.g., in a *locked* drawer, cabinet, desk, or safe) when not in use or not otherwise under the control of a person with a need to know. Sensitive PII may be stored in a space where access control measures are employed to prevent unauthorized access by members of the public or other persons without a need to know (e.g., a locked room or floor, or other space where access is controlled by a guard, cipher lock, or card reader). But the use of

such measures is not a substitute for physically securing Sensitive PII in a locked container when not in use.

Try not to send Sensitive PII using a fax machine. If possible, scan and then encrypt the document(s) and email it. If the information must be sent by fax, do not send Sensitive PII to a fax machine without contacting the recipient to arrange for its receipt.

Emailing PII:

**Within DHS:** You can email Sensitive PII without protection if the recipient's need for the information is related to his or her official duties. However, if you have any doubt about that, or **to ensure protection**, the DHS Privacy Office strongly recommends that you password-protect Sensitive PII you email within the Department, or redact the Sensitive PII before you email or print it. Some components require encryption when emailing Sensitive PII *within* DHS, so check your component's policy.

**Outside of DHS:** Email the Sensitive PII within an encrypted attachment with the password provided separately (e.g., by phone, another email, or in person). See Appendix A for guidance on encryption techniques, and page 8 for guidelines on external sharing of Sensitive PII.

Storing PII on the shared drive:

Store Sensitive PII on shared access computer network drives ("shared drives") only if access is restricted to those with a need to know by permissions settings or passwords. Refer to Appendix C for the process to control access to a network shared drive folder.



## 3.0 Privacy Incident Reporting

DHS defines a **privacy incident** as the loss of control, compromise, unauthorized disclosure, unauthorized acquisition, unauthorized access, or any similar term referring to situations where persons, other than authorized users and for an unauthorized purpose, have access or potential access to PII in usable form, whether physical or electronic. The term encompasses both **suspected and confirmed incidents**, whether intentional or inadvertent, involving PII which raise a reasonable risk of harm.<sup>14</sup>



### 3.1 How to Report a Privacy Incident:

- You must report all privacy incidents, whether suspected or confirmed, to your supervisor **immediately**. If your supervisor is unavailable, or if there is a potential conflict of interest, report the incident to your Program Manager, Help Desk, component privacy officer, or PPOC.
- Document or maintain records of information and actions relevant to the incident, as they may be required in the privacy incident handling report.
- Any alleged violations that may constitute criminal misconduct, identity theft or other serious misconduct, or reflect systemic violations within the Department, will be reported to the DHS Office of the Inspector General (OIG) as part of the privacy incident reporting process.

### 3.2 Do Not Further Compromise the Information

Beware of these common mistakes so that your response to a privacy incident does not cause another incident:

- Do not forward compromised information (e.g., SSN, full name, birth date, etc.) when reporting an incident.
- If and when the compromised Sensitive PII is needed by your supervisor, PPOC, Information System Security Manager (ISSM), or the Help Desk in order to respond to an incident, you will be given instructions regarding the individual to send it to.
- If you see Sensitive PII in an email that you suspect constitutes a privacy incident, remember that the information is duplicated and further compromised if you forward or reply to it.

To obtain more information on privacy incident reporting, download the *Privacy Incident Handling Guidance* at [www.dhs.gov/privacy](http://www.dhs.gov/privacy).

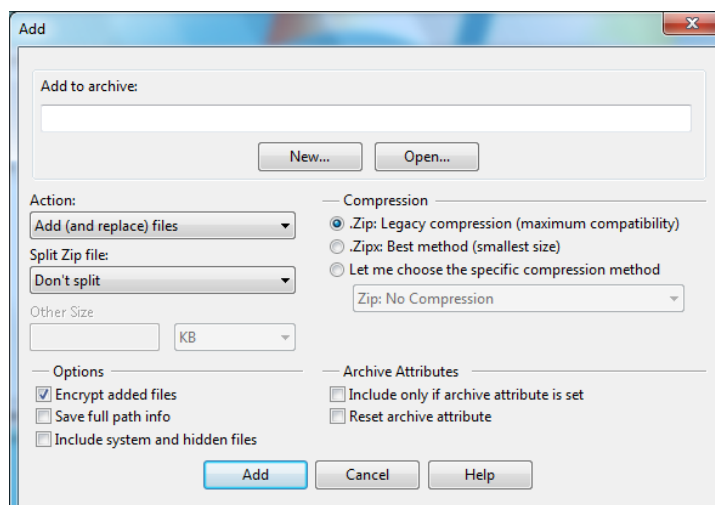
## Appendix A: Encrypting a File

Encryption is the process of changing plain text into cipher text for the purpose of security or privacy. Until the Department adopts public key infrastructure (PKI), you have two options for file encryption: WinZip 12.0 and Adobe Acrobat 9 Pro (for PDFs). WinZip 12.0 uses 256-bit encryption which is the Department standard.

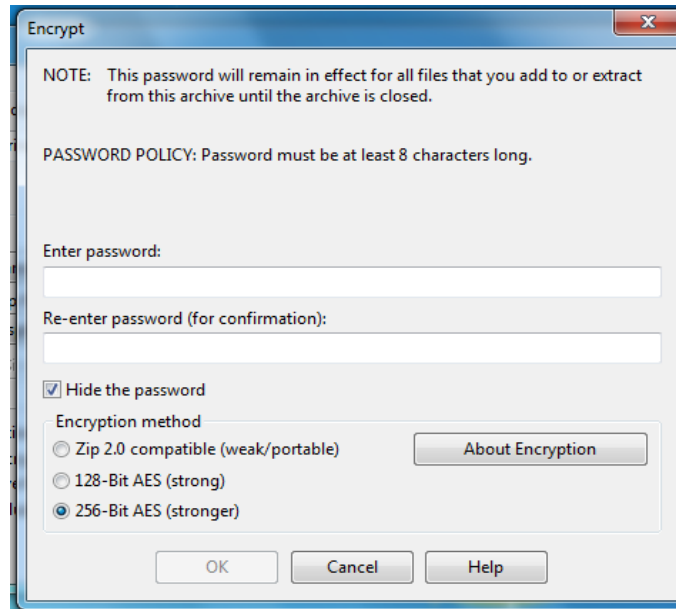
**NOTE:** WinZip version 12.0 only applies to DHS Headquarters' LAN A infrastructure. Contact your component IT Help Desk to obtain the preferred file encryption method. The recipient of a WinZip encrypted file will need WinZip software in order to open the file.

### To Encrypt a File using WinZip 12.0:

1. Save the file that needs to be encrypted.
2. Open up Windows Explorer and locate the file.
3. Right click on the file
4. Select **“WinZip, Add to Zip file...”**
5. The **“Add”** dialog box will open (pictured below).
6. The **“Add to archive”** box should be automatically populated with your file path. If not, select **“New”** and pick the path where the zipped file will reside. Insert the name of the **“File name”** box and click **“OK.”**
7. In the **“Action”** box, select **“Add (and replace) files.”**
8. In the **“Compression”** box, select **“.Zip: Legacy compression (maximum compatibility).”**
9. In **“Split Zip file”** box, select **“Don't split.”**
10. In the **“Options”** area, click the **“Encrypt added files”** check box and uncheck the **“Include system and hidden files”** box.
11. In the **“Archive Attributes”** area, do not select either option.
12. Click the **“Add”** button.



13. Click the “**OK**” button on the “**WinZip Caution**” dialogue box.
14. On the “**Encrypt**” dialogue box, enter a string of characters as a password composed of letters, numbers, and special characters (a minimum 8 characters, a maximum of 64) in the “**Enter password**” box.



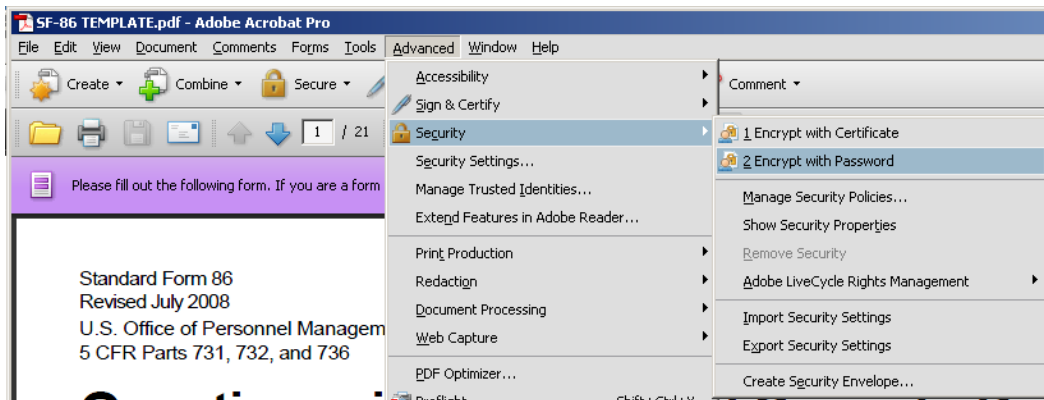
15. Retype the password in the “**Re-enter password (for confirmation)**” box.
16. Check the “**Hide the password**” checkbox if it has not already been checked.
17. Select the “**256-Bit AES encryption**” radio button.
18. Click “**OK.**”
19. You have successfully created the new Zip file which has the file encrypted and password protected in it. The new Zip file can now be attached to an email.

NOTE: In a **SEPARATE** medium (i.e. by phone or in person), send the password to the recipients of the email. As a last resort, the password can either be sent out by email prior to sending the file, or afterwards, but **NEVER** in the same email to which the file is attached.

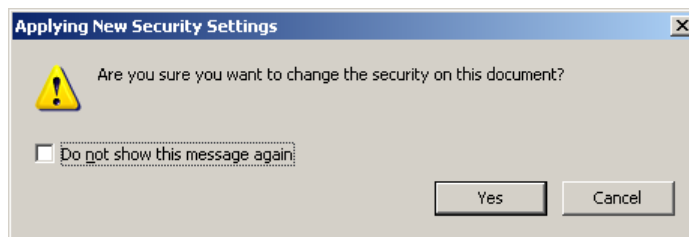
## To Encrypt a PDF File using Adobe Acrobat 9 Pro:

NOTE: Adobe Acrobat Professional software must be purchased. The recipient of the encrypted file will need Adobe Reader 9 or higher in order to open the file. Adobe Reader 9 or higher can be downloaded for free from Adobe's website (<http://www.adobe.com/>).

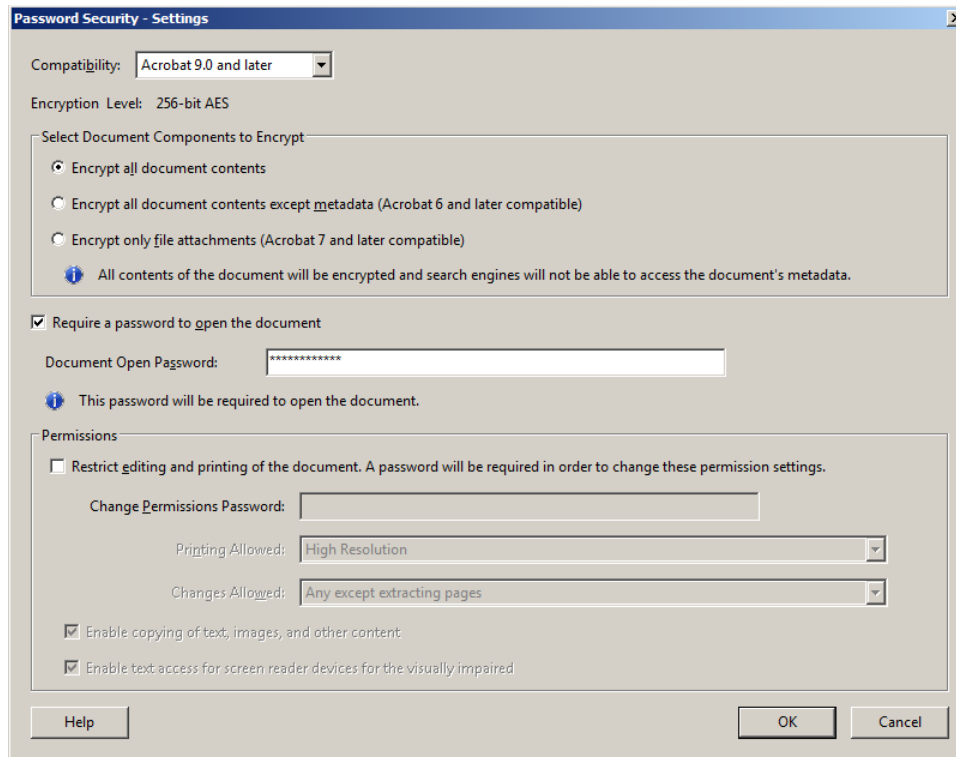
1. Open up Windows Explorer and locate the file.
2. Make sure the file is in PDF format. If not, right click on the file and click "**Convert to Adobe PDF**" to save the file with a PDF extension.
3. With the PDF file open in Adobe Acrobat 9 Pro, click "**Advanced, Security, Encrypt with Password**" (pictured below).



4. Click "**Yes**" when prompted to change the security on the document (pictured below).



5. Set "**Compatibility**" to "**Acrobat 9.0 or later**" so that the encryption level is 256-bit AES. Ensure that "**Encrypt all document contents**" is selected.
6. Check the box labeled "**Require a password to open the document.**"
7. Enter a password in the "**Document Open Password**" field. Please make sure the password is at least 8 characters long and is a combination of letters, numbers, and special characters. Click **OK** (pictured below).



8. In the Adobe Acrobat – Confirm Document Open Password box, retype the password in the “**Document Open Password**” field.
9. Click **OK** if you see a message that the settings do not take effect until the document is saved.
10. Record the password since you will need to provide it to the recipient so that he or she can open the file.

NOTE: If you are encrypting a form, click “**Advanced, Extend Features in Adobe Reader, Save Now, Save**” before closing the PDF document. This enables recipients with only Adobe Reader to type and save form data. This must be the last step, as changes to password encryption and page layout cannot be made after extending features. (If necessary, this feature can be undone by clicking File, Save as Copy, Save.)

11. Close the PDF document (by clicking File, Close, or the small bold **x** near the upper right corner). Or, you can close Adobe Acrobat program entirely (by clicking File, Exit, or the big [X] button in the upper right corner).
12. The new encrypted PDF file and password can now be sent to the user.

NOTE: In a **SEPARATE** medium (i.e. by phone or in person), provide the password to the recipients of the email. As a last resort, the password can either be sent out by email prior to sending the file, or afterwards, but **NEVER** in the same email to which the file is attached.




## Appendix B: Frequently Asked Questions

These FAQs provide guidelines on how to protect Sensitive PII. You may also consult Appendix C for the *Safeguarding Sensitive PII Factsheet*, which summarizes these rules.



### 1. How can I protect Sensitive PII . . .

#### A. In the office?

- Physically secure Sensitive PII (e.g., in a *locked* drawer, cabinet, desk, or safe) when not in use or not otherwise under the control of a person with a need to know. Sensitive PII may be stored in a space where access control measures are employed to prevent unauthorized access by members of the public or other persons without a need to know (e.g., a locked room or floor, or other space where access is controlled by a guard, cipher lock, or card reader). But the use of such measures is not a substitute for physically securing Sensitive PII in a locked container when not in use.
- Never leave Sensitive PII unattended on a desk, network printer, fax machine, or copier.
- Use a privacy screen if you regularly access Sensitive PII in an unsecured area where those without a need to know or members of the public can see your screen, such as in a reception area.
  - Lock your computer when you leave your desk. Depending on your equipment, you may lock your computer by (1) holding down “”+ “L”, (2) holding down “Ctrl”+ “Alt” + “Delete” and then hitting “Enter”, or (3) by removing your Personal Identity Verification (PIV) Card from your keyboard.
  - Do not permit your computer to remember passwords.
- Avoid discussing Sensitive PII in person or over the telephone when you’re within earshot of anyone who does not need to know the information.
  - If you must discuss Sensitive PII using a speakerphone, phone bridge or video teleconference, do so only if you are in a location where those without a need to know cannot overhear.

- Keep in mind that phone conversations are easily overheard between cubicles, so Sensitive PII is most securely discussed in an office or conference room behind a closed door.
- Remember that some places that seem private still pose a risk for unauthorized disclosure, such as in a taxicab or the DHS shuttle.

### **B. While traveling?**

- Sensitive PII should only be accessed via DHS-approved PEDs such as laptops, Blackberrys, USB flash drives, and external hard drives, all of which must be encrypted as noted in *DHS Sensitive Systems Policy Directive 4300A*.
- *Personally owned computers should not be used to access, save, store, or host Sensitive PII unless you log in through the DHS Virtual Desktop.* Each Component has a different procedure for accessing the DHS network remotely, so please check with your Help Desk.
- When transporting your laptop or PED:
  - If you must leave it in a car, lock it in the trunk so that it is out of sight. Do not leave your laptop or PED in a car overnight.
  - Do not store a laptop or PED in an airport, a train or bus station, or any public locker.
  - Avoid leaving a laptop or PED in a hotel room. If you must leave it in a hotel room, lock it inside an in-room safe or a piece of luggage.
  - At airport security, place your laptop or PED on the conveyor belt only after the belongings of the person ahead of you have cleared the scanner. If you are delayed, keep your eye on it until you can pick it up. Never place a PED in checked luggage.
  - If your PED is lost or stolen, report it as a lost asset following your component reporting procedures.

### **C. While teleworking?**

- Sensitive PII should only be accessed via DHS-approved PEDs such as laptops, Blackberrys, USB flash drives, and external hard drives, all of which must be encrypted as noted in *DHS Sensitive Systems Policy Directive 4300A*.
- *Personally-owned computers should not be used to access, save, store, or host Sensitive PII unless you log in through the DHS Virtual Desktop.*
  - Each Component has a different procedure for accessing the DHS network remotely, so please check with your Help Desk.
  - Don't transfer files to your home computer or print agency records on your home printer.
  - Don't forward emails containing Sensitive PII to your personal email account (e.g., your Yahoo, Gmail, or AOL e-mail account) so that you can work on it on your home computer.
  - These rules also apply to all individuals on an approved telework program.<sup>15</sup>
- Obtain authorization from your supervisor to remove documents containing Sensitive PII from the office.

- Secure your PED and any hard copy Sensitive PII while teleworking, and ensure that other household members cannot access them.

*Consult Appendix C for more details on how to protect Sensitive PII while teleworking.*



#### ***D. In email or other electronic transfer?***

**Within DHS:** You can email Sensitive PII without protection if the recipient's need for the information is related to his or her official duties. However, if you have any doubt about that, or **to ensure protection**, the DHS Privacy Office strongly recommends that you password-protect Sensitive PII you email within the Department, or redact the Sensitive PII before you email or print it. Some components require encryption when emailing Sensitive PII *within* DHS, so check your component's policy.

**Outside of DHS:** Email the Sensitive PII within an encrypted attachment with the password provided separately (e.g., by phone, another email, or in person). See Appendix A for guidance on encryption techniques, and page 8 for guidelines on external sharing of Sensitive PII.

#### ***E. When sending via facsimile (fax)?***

- Avoid faxing Sensitive PII if at all possible. If you must use a fax to transmit Sensitive PII, use a secured fax line, if available. Alert the recipient prior to faxing so they can retrieve it as it is received by the machine. After sending the fax, verify that the recipient received the fax.

#### ***F. In the interoffice mail?***

- Sensitive PII should be sent in accordance with your Component's interoffice mail procedures,<sup>16</sup> or by DHS courier. Consult your supervisor for your office's accountable interoffice mail procedures. Verify that the recipient received the information.

### ***G. In the outgoing mail?***

- For mailings containing a small amount of Sensitive PII materials (such as individual employee actions):
  - Seal Sensitive PII materials in an opaque envelope or container.
  - Mail Sensitive PII materials using the U.S. Postal Service's First Class Mail, Priority Mail, or an accountable commercial delivery service (e.g., UPS).
- For large data extracts, database transfers, backup tape transfers, or similar collections of Sensitive PII:
  - Encrypt the data (if possible) and use a receipted delivery service (i.e., Return Receipt, Certified or Registered mail) or a tracking service (e.g., "Track & Return") to ensure secure delivery is made to the appropriate recipient.

### ***H. When mailing overseas?***

- When serviced by a military postal facility (e.g., Army Post Office/Fleet Post Office), send Sensitive PII materials directly to the office via the U.S. Postal Service's First Class Mail.
- Where the overseas office is not serviced by a military postal facility, send the Sensitive PII materials through the Department of State diplomatic courier.

### ***I. On my office shared drive, SharePoint site, intranet, or public websites?***

- Do not post Sensitive PII on the DHS intranet, component intranet sites, SharePoint collaboration sites, shared drives, multi-access calendars, or on the Internet (including social networking sites) that can be accessed by individuals who do not have a "need to know."
- See Appendix C for the process to control access to a network shared drive, or consult your component Help Desk for assistance.
- For SharePoint collaboration site use, please consult the DHS/ALL/Privacy Impact Assessment (PIA)-037 found at [www.dhs.gov/privacy](http://www.dhs.gov/privacy). This PIA sets out minimum standards for SharePoint privacy and security requirements. DHS components may build more detailed controls and technical enhancements into their respective sites, so please contact your component Privacy Officer before establishing a new collaboration site that will contain PII.

## 2. How can I minimize my use of Sensitive PII?

Whenever possible, minimize the duplication and dissemination of electronic files and papers containing Sensitive PII.

- If you need to use a unique number or data element to identify individuals, use email addresses or case record numbers instead of Social Security numbers.
- Only print, extract, or copy Sensitive PII when the risk is justified by an official need that is not easily met using other means.
  - For example, if you need to generate a list of employees and their salaries in a particular office for a project, query the payroll database to return only those employees' names and salaries (and not, for example, other sensitive data such as SSNs). If you cannot customize the reports generated by a database, consider loading the results into an Excel spreadsheet and deleting the data you do not need before saving the file and distributing it to others. For more information, consult Attachment S1 in the *DHS Sensitive Systems Policy Directive 4300A: DHS Policy and Procedures for Managing Computer-Readable Extracts Containing Sensitive PII*, which can be found on [DHS Connect](#).
  - Before emailing, printing or making paper copies, redact Sensitive PII that is not necessary for your immediate use or for a recipient to see.

## 3. Why shouldn't I store Sensitive PII on unauthorized equipment?

- DHS issued or approved PEDs such as laptops, Blackberrys, USB flash drives, and external hard drives, are encrypted.<sup>17</sup> Encryption protects the data on the device from being accessed by an unauthorized user if the device is lost or stolen.
- Non-government issued equipment, even if encrypted, may have unauthorized software or allow an unauthorized person to access the data. This equipment may also have viruses, spyware, or other technology that may cause harm to the DHS network, and could allow unauthorized access to DHS information, including Sensitive PII, if the non-government issued equipment is connected to the DHS network.

## 4. How do I secure Sensitive PII that cannot be encrypted, such as paper copies or some external media?

- Sensitive PII in hard copy or stored on external media must be kept in a locked compartment, such as filing cabinet or desk drawer. Alternatively, hard copies can be scanned and password protected or encrypted. External media can be mailed using the instructions outlined in this document.

## 5. What are my responsibilities when requesting or receiving Sensitive PII?

When collecting Sensitive PII from members of the public, use only an OMB-approved<sup>18</sup> paper or electronic form, and collect Sensitive PII directly from the individual to the extent possible.

- For example, if a DHS employee needs to submit information about a visitor to have him or her cleared to enter a DHS facility, the *visitor* should fill out his or her portion of the approved visitor form whenever possible.<sup>19</sup> This will limit unnecessary dissemination of that individual’s personal data, and will also allow him or her to be aware of what information is being collected, to consent to releasing that information, and to receive notice as required by the Privacy Act of the uses and purpose for collecting the information.
- As a best practice, every request you make for Sensitive PII should be accompanied by a reminder of how to properly secure the information. DHS suggests the following reminder when requesting information from someone outside of DHS:
 

*“The information I have requested is Sensitive Personally Identifiable Information. To properly secure this information, please send it within an encrypted and password-protected attachment with the password provided under a separate cover, such as in person, by phone, or in a separate email.”*
- If someone sends you Sensitive PII in an unprotected manner, you must protect that data in the same manner as all Sensitive PII you handle once you receive it.
  - For example, if someone outside of DHS sends unsecured Sensitive PII in the body of an email to you, you must encrypt that data if you wish to email it to another non-DHS recipient.
  - The DHS Privacy Office strongly recommends that you password-protect Sensitive PII you share within the Department, or redact the Sensitive PII before you share or print it.

## 6. When and how should I destroy materials containing Sensitive PII?



Follow retention and disposal policies: Sensitive PII, including archived emails<sup>20</sup> containing Sensitive PII, shall be destroyed when retention of the data is no longer required, consistent with applicable record retention schedules<sup>21</sup> or as identified in the applicable SORN or PIA published on [www.dhs.gov/privacy](http://www.dhs.gov/privacy).

- Printed material must be destroyed using an approved shredder or “burn bag.” Secure burn bags containing Sensitive PII that are awaiting removal.
- All Sensitive PII on diskettes must be permanently erased or destroyed according to your ISSM’s standards before re-use.
- PEDs containing Sensitive PII must be sanitized according to your ISSM’s standards when no longer needed by an employee or contractor.

## Appendix C: Helpful Documents

At the end of this document you will find three helpful factsheets:

1. ***How to Safeguard Sensitive Personally Identifiable Information***: summarizes the key points in this Handbook.
2. ***Protecting PII: Telework Best Practices***: details the steps to protect Sensitive PII while working remotely.
3. ***Controlling Access to a Network Shared Drive Folder***: details the steps to restrict access to a particular folder within your shared drive that may contain Sensitive PII.



## Endnotes

<sup>1</sup> As required by OMB M-07-16, these rules also apply to DHS licensees, certificate holders, and grantees that handle or collect PII, including Sensitive PII, for or on behalf of DHS.

<sup>2</sup> DHS and other Federal agencies are working to minimize the use of Sensitive PII, but many processes related to personnel practices and procedures will still require the use of items such as date of birth and SSN in the interim. Further, Executive Order 9397 mandates the SSN as the Federal employee ID number. This means that any type of recordkeeping that requires an employee ID number currently requires SSN, including several human resources and training IT systems.

<sup>3</sup> For more information on using Social Security numbers at DHS, see Privacy Policy Guidance Memorandum 2007-02 *Regarding Use of Social Security Numbers at the Department of Homeland Security*, June 4, 2007 under the Privacy Policy Guidance and Reports link at [www.dhs.gov/privacy](http://www.dhs.gov/privacy).

<sup>4</sup> The Intelligence Reform and Terrorism Prevention Act of 2004 defines *biometric identifier information* as “the distinct physical or behavioral characteristics of an individual that are used for unique identification, or verification of the identity, of an individual.” Examples of biometrics include a person’s fingerprint, voiceprint, or iris scan.

<sup>5</sup> Because of the numbering scheme used to assign SSNs, the first five digits of the nine-digit number can in many cases be extrapolated from a person’s place and date of birth. This means that in some cases, the last four digits of the SSN plus additional information may permit the entire SSN to be known. For more information, see *The SSN Numbering Scheme* at <http://www.ssa.gov/history/ssn/geocard.html>.

<sup>6</sup> Subsection (e)(10) of the Privacy Act of 1974, as amended (5 USC § 552a) states that “[e]ach agency that maintains a system of records shall...establish appropriate administrative, technical, and physical safeguards to insure the security and confidentiality of records and to protect against any anticipated threats or hazards to their security or integrity which could result in substantial harm, embarrassment, inconvenience, or unfairness to any individual on whom information is maintained.”

<sup>7</sup> For more information about the Paperwork Reduction Act (PRA) (44 U.S.C. 3501 et seq.), contact the DHS PRA Program Office at [DHSPRA@hq.dhs.gov](mailto:DHSPRA@hq.dhs.gov).

<sup>8</sup> DHS Management Directive 11042.1: *Safeguarding Sensitive But Unclassified (For Official Use Only) Information* defines need to know as the determination made by an authorized holder of information that a prospective recipient requires access to specific information in order to perform or assist in a lawful and authorized Governmental function, i.e., access is required for the performance of official duties.

<sup>9</sup> Depending on your role in the Department, the appropriate supervisor may be your Program Manager, Director, Privacy Officer, or ISSM. You are also encouraged to contact the DHS Privacy Office at [privacy@dhs.gov](mailto:privacy@dhs.gov) if you need assistance locating the person who can respond to your privacy questions, have privacy issues that need escalation, clarification, or resolution, or if you need your concern to be kept confidential. Also, you should refer to the DHS Office of Inspector General (OIG) any alleged violations of the terms of this document that may constitute criminal misconduct, identity theft, or other serious misconduct, or reflect systemic violations within the department. You can contact the OIG by writing to DHS Office of Inspector General/MAIL STOP 2600, Attention: Office of Investigations – Hotline, 245 Murray Drive, SW, Building 410, Washington, DC 20528. You can also fax the information to (202) 254-4292, or email [DHSOIGHotline@dhs.gov](mailto:DHSOIGHotline@dhs.gov).

<sup>10</sup> NDAs are generally obtained from DHS contractors prior to those individuals being issued a badge and/or access to DHS systems, as part of the security on boarding process.

<sup>11</sup> If you are unsure to whom to refer the request, contact your supervisor or the FOIA office at [FOIA@dhs.gov](mailto:FOIA@dhs.gov).

<sup>12</sup> DHS Sensitive Systems Policy Directive 4300A, section 4.8.3 (b) states that “equipment that is not owned or leased by the Federal Government, or operated by a contractor on behalf of the Federal Government, shall not be connected to DHS equipment or networks without the written prior approval of the Component ISSM.”

<sup>13</sup> DHS Management Directive 3070.2, *Telework Directive*, specifies that “[t]eleworking employees are subject to ensuring that records subject to Privacy Act and sensitive or classified data are not disclosed to anyone except those who are authorized access to such information in order to perform their duties.”

<sup>14</sup> To obtain more information on privacy incident reporting, download the *Privacy Incident Handling Guidance* at [www.dhs.gov/privacy](http://www.dhs.gov/privacy).



---

<sup>15</sup> DHS Management Directive 3070.2, *Telework Directive*, specifies that “[t]eleworking employees are subject to ensuring that records subject to Privacy Act and sensitive or classified data are not disclosed to anyone except those who are authorized access to such information in order to perform their duties.”

<sup>16</sup> For more information on accountable interoffice mail, see the *Outgoing Mail Policies and Services* section of the DHS Executive Secretariat Handbook or contact the DHS mailroom. If your office does not participate in DHS HQ interoffice mail, consult your supervisor for your local accountable interoffice mail procedures.

<sup>17</sup> OMB Memorandum M-06-16 requires that all agencies “[e]ncrypt all data on mobile computers/devices which carry agency data unless the data is determined to be non-sensitive, in writing, by your Deputy Secretary or an individual he/she may designate in writing.” Encryption of all mobile computing devices is required by *DHS Sensitive Systems Policy Directive 4300A*. If you are issued a portable electronic device which you believe may not be encrypted, contact your component ISSM.

<sup>18</sup> See OMB Office Of Information And Regulatory Affairs *Inventory Of Approved Information Collections* at [www.whitehouse.gov/omb](http://www.whitehouse.gov/omb) for a list of OMB-approved forms.

<sup>19</sup> Subsection (e)(2) of the Privacy Act of 1974, as amended (5 USC § 552a) states that “[e]ach agency that maintains a system of records shall...collect information to the greatest extent practicable directly from the subject individual when the information may result in adverse determinations about an individual’s rights, benefits, and privileges under Federal programs.”

<sup>20</sup> Archived emails in this context include only those that the user manages, not those saved as part of system backups by system administrators.

<sup>21</sup> For questions about record retention schedules, contact your Component Records Officer or [DHSRecordsManagement@HQ.DHS.GOV](mailto:DHSRecordsManagement@HQ.DHS.GOV).



## HOW TO SAFEGUARD SENSITIVE PERSONALLY IDENTIFIABLE INFORMATION

This factsheet is intended to help you safeguard **Sensitive Personally Identifiable Information (PII)** in paper and electronic form during your everyday work activities. DHS employees, contractors, consultants, interns and detailees are required by law to properly collect, access, use, share, and dispose of PII in order to protect the privacy of individuals.

### What is PII?

**PII** is any information that permits the identity of an individual to be directly or indirectly inferred, including any information which is linked or linkable to an individual. Some PII is not sensitive, such as that found on a business card. Other PII is **Sensitive PII**, which if lost, compromised, or disclosed without authorization, could result in substantial harm, embarrassment, inconvenience, or unfairness to an individual. **Sensitive PII requires stricter handling guidelines which are detailed below.**

**Examples of Sensitive PII include:** Social Security numbers (SSN), alien registration numbers (A-number), or biometric identifiers (e.g., fingerprint, iris scan). Other data elements such as financial account numbers, citizenship or immigration status, or medical information, in conjunction with the identity of an individual, are also considered Sensitive PII. In addition, the context of the PII may determine its sensitivity, such as a list of employees with poor performance ratings.

### General Rules for Safeguarding Sensitive PII

A privacy incident is defined as the actual or potential loss of control, compromise, unauthorized disclosure, unauthorized acquisition or access to Sensitive PII, in physical or electronic form. Privacy incidents occur primarily when employees fail to use appropriate controls while accessing, using or sharing Sensitive PII or when they use Sensitive PII for an unauthorized purpose. The proper controls to safeguard Sensitive PII are detailed below.

### Collecting and Accessing Sensitive PII

If you are collecting or maintaining Sensitive PII electronically, be sure your database or information technology system has an approved Privacy Impact Assessment. Also, before collecting Sensitive PII, be sure that you have the authority to do so based on either the Privacy Act System of Records Notice (SORN) or a Standard Operating Procedure (SOP). Access to Sensitive PII is based upon your having a “need to know,” i.e., when the information relates to your official duties. Limit your access to only that Sensitive PII needed to do your job.

- Ensure documents are not accessible to casual visitors, passersby, or other individuals within the office without a “need to know.” If you leave your work area for any reason, activate your computer’s screen saver. At the end of your shift, either log off or activate a password-protected lock on your computer.
- Ensure privacy while having intra-office or telephone conversations regarding Sensitive PII.

### Using and Sharing Sensitive PII

You are authorized to share PII *outside* of DHS only if there is a published routine use in the applicable SORN and an information sharing and access agreement that applies to the information.

#### 1. **Proper use of email to share Sensitive PII:**

- Within DHS:** You can email Sensitive PII without protection if the recipient’s need for the information is related to his or her official duties. However, if you have any doubt about that, or **to ensure protection**, the DHS Privacy Office strongly recommends that you password-protect Sensitive PII you email within the Department, or redact the Sensitive PII before you email or print it. Some components require encryption when emailing Sensitive PII *within* DHS, so check your component’s policy.
- Outside of DHS:** Email the Sensitive PII within an encrypted attachment with the password provided separately (e.g., by phone, another email, or in person).
- Never email Sensitive PII to a personal email account to work remotely.** *Personally owned computers should not be used to access, save, store, or host Sensitive PII unless you log in through the DHS Virtual Desktop.* Each

component has a different procedure for accessing the DHS network remotely, so please check with your Help Desk.

2. **Protect hard copy Sensitive PII:** Do not leave Sensitive PII unattended on desks, printers, fax machines, or copiers. Secure Sensitive PII in a locked desk drawer, file cabinet, or similar locked enclosure when not in use. When using Sensitive PII, keep it in an area where access is controlled and limited to persons with an official need to know. Avoid faxing Sensitive PII, if at all possible.
3. **Proper use of the U.S. mail to share Sensitive PII:** Encrypt Sensitive PII stored on CDs, DVDs, hard drives, USB flash drives, floppy disks, or other removable media prior to mailing or sharing. *Note:* FOIA requests may require different handling instructions.
  - a) **Within DHS:** Sensitive PII should be mailed in blue messenger envelopes furnished by your onsite DHS mailroom or courier. Verify that the recipient received the information.
  - b) **External mail:** Seal Sensitive PII in an opaque envelope or container, and mail using First Class or Priority Mail, or a traceable commercial delivery service (e.g., UPS or FedEx).
4. **Safeguard DHS media:** Sensitive PII may only be saved, stored, or hosted on DHS-approved portable electronic devices (PEDs), such as laptops, USB flash drives, and external hard drives, all of which must be encrypted as noted in *DHS Sensitive Systems Policy Directive 4300A*. Personally-owned computers or USB flash drives may not be used *unless you log in through the DHS Virtual Desktop*. *Note:* If you need to transport your laptop or PED and must leave it in a car, lock it in the trunk so that it is out of sight. Do not leave your laptop or PED in a car overnight. If it is stolen or lost, report it as a lost asset following your component reporting procedures.
5. **Making electronic copies of Sensitive PII:** In some instances, it may be appropriate to create new spreadsheets or databases that contain Sensitive PII from a larger file or database. Before doing so, however, please consult Attachment S1 to the *DHS Sensitive Systems Policy Directive 4300A*.
6. **Posting Sensitive PII to web sites and shared drives:** Do not post Sensitive PII on the DHS intranet, the Internet (including social networking sites), shared drives, or multi-access calendars that can be accessed by individuals who do not have a “need to know.”
7. **Social engineering/phishing:** Be alert to any phone calls or emails from individuals claiming to be DHS employees and attempting to get personal or non-public information or asking to verify such information about you. DHS will not ask you to verify or confirm your account login, password, or personal information by email or over the phone.
8. **Sharing account logins and/or passwords:** Do not share account information, especially logins or passwords, with anyone. Do not have login or password information accessible to others (e.g., on a sticky note on your computer).

## Disposition of Sensitive PII

Sensitive PII, including that found in archived emails, must be disposed of when no longer required, consistent with the applicable records disposition schedules. If destruction is required, take the following steps:

- Shred paper containing Sensitive PII; do not recycle or place in garbage containers. Be especially alert during office moves and times of transition when large numbers of records are at risk.
- Before transferring your computer or PED to another employee, ask your Help Desk to sanitize Sensitive PII from computer drives and other electronic storage devices according to your component’s information security standards or *DHS 4300A Sensitive Systems Handbook*.

## Report Privacy Incidents

You must report all privacy incidents, whether suspected or confirmed, to your supervisor immediately. If your supervisor is unavailable, or if there is a potential conflict of interest, report the incident to your Program Manager, Help Desk, component privacy officer or privacy point of contact. To obtain more information on privacy incident reporting, download the *Privacy Incident Handling Guidance* on DHS Connect.

## For More Information

To obtain more detailed guidelines on the safe handling of Sensitive PII, download the *Handbook for Safeguarding Sensitive PII* at the website listed below.

## Protecting PII: Telework Best Practices

### Teleworking and Information Security

Telework presents many benefits to the federal workforce, such as managing commutes, saving taxpayer money by decreasing government real estate, and ensuring continuity of essential government functions in the event of emergencies. While telework allows for greater flexibility in managing our workforce, there are risks to privacy and information security<sup>1</sup> that are inherent with a remote workforce. Information security policies do not change when an employee works from home. It is the duty of the employee to safeguard Sensitive information, including personally identifiable information (PII),<sup>2</sup> while teleworking.

### Safeguarding Sensitive PII

Effective teleworking begins with having a signed telework agreement in place. Work with your supervisor to determine what types of documents are appropriate to take home and what documents should stay secured within the DHS work space. Know the sensitivity of your documents, and make sure they are appropriately marked to help mitigate the risk of unauthorized disclosure.

One of the most effective ways to safeguard documents containing Sensitive PII is to keep electronic documents within the DHS network and to properly secure hard copy documents that you take outside of the DHS work space. Stay within the network by logging in remotely through the DHS Virtual Desktop\*, whether you use your DHS-issued laptop or your personal computer. If you choose to work from your personal computer, **do not forward documents to your personal email account** as a way to avoid issues such as slow network connectivity or the inability to print. While there may be instances where you need to send information to an individual's personal account (i.e. job applicant), forwarding unencrypted emails to your own personal email account or sending unencrypted documents outside the DHS network that contain Sensitive PII is considered a privacy incident (or data breach).

If you know you will be teleworking, identify the files you may need to work on in

<sup>1</sup> The Federal Information Security Management Act of 2002 (FISMA) defines information security as protecting information and information systems from unauthorized access, use, disclosure, disruption, modification, or destruction in order to provide (A) integrity, which means guarding against improper information modification or destruction and includes ensuring information nonrepudiation and authenticity; (B) confidentiality, which means preserving authorized restrictions on access and disclosure, including means for protecting personal privacy and proprietary information; and (C) availability, which means ensuring timely and reliable access to and use of information.

<sup>2</sup> PII is any information that can directly or indirectly lead to the identification of an individual. Sensitive PII is defined as personally identifiable information, which if lost, compromised, or disclosed without authorization, could result in substantial harm, embarrassment, inconvenience, or unfairness to an individual.

advance, and organize them on your network drive or DHS laptop so that they will be easily accessible to you while teleworking. You may also want to take advantage of DHS-approved collaboration tools, such as SharePoint, to easily access files while teleworking. However, before using SharePoint to store Sensitive PII, make sure your site has been approved for such use and that access is limited to only those individuals whose need for the information is related to his or her official duties. Have a back-up plan in mind in case you experience issues with network connectivity, but never transfer files to your personal computer using thumb drives or other portable electronic devices.















Be able to secure your DHS equipment and information at all times, including while transporting information home or while traveling. If you must leave equipment or documents unattended, secure them (i.e. in the trunk of your car, in a hotel safe, etc.), but only for short periods of time. Inventory your documents before teleworking, and ensure all documents are returned to the office.

### Examples of Privacy Incidents Associated with Telework

Know how to recognize a privacy incident and how to report it.

- Sending an email containing Sensitive PII to your personal email account.
- Sending unencrypted Sensitive PII outside the DHS network (i.e., to another agency, to a private sector partner, to a potential hire).
- Allowing family members access to documents containing Sensitive PII.
- Printing documents containing Sensitive PII to your personal printer.
- Using a thumb drive or other device to transfer data (i.e., Sensitive PII) to your personal computer.

***Report any suspected or confirmed privacy incidents  
to your supervisor  
or your component Help Desk.***

WHEN	DO	DON'T	WHY
Before you telework...	 <b>Plan ahead to ensure that Sensitive documents can be safely accessed remotely.</b> Organize your files so that they are easily accessible via the DHS Virtual Desktop*. Use DHS-approved, portable electronic devices, which are encrypted, thereby adding a layer of protection to your data.	 <b>Don't forward emails to your personal email account or use non-approved portable electronic devices.</b> Have a back-up plan in case you experience issues with network connectivity, but never transfer or download data to your personal computer, personal email account, or to non-encrypted devices.	When you remove data from the DHS network, DHS cannot protect it. There may be instances where you need to send Sensitive PII to job applicants or individuals without DHS accounts, but it must be encrypted. To send it unencrypted is considered a privacy incident.
	 <b>Obtain authorization from your supervisor to take home Sensitive documents, and make sure documents containing Sensitive PII are marked "For Official Use Only" or "Privacy Data."</b> Inventory your hard copy documents when you leave the office and before you return them to the office.	 <b>Don't take Sensitive PII home that you do not need.</b> Limit your removal of Sensitive PII from the office to only that information that is relevant and necessary to the work outlined in your telework agreement.	Hard copy documents are easily lost or misplaced, putting Sensitive PII at risk. Conducting an inventory and properly marking documents helps mitigate the risk of unauthorized disclosure.
Transport of documents ...	 <b>Be able to secure Sensitive data when not in use.</b> If you must leave your laptop or hard copy documents inside a vehicle, lock them in the trunk but only for short periods of time. When traveling, place Sensitive data in a hotel safe when not in use.	 <b>Don't leave your laptop or hard copy documents unattended overnight.</b> Maintain accountability of your data by ensuring documents are secured when not in use.	Failure to maintain accountability of Sensitive PII can lead to loss, theft, or misuse, resulting in a privacy incident.
At home...	 <b>Log in through the DHS Virtual Desktop*</b> Organize your work space at home so that work files are separate from personal files and can be properly safeguarded.	 <b>Don't email or save files containing Sensitive PII to your home computer.</b>  <b>Don't print agency records to your home printer.</b> 	Your home computer, printer, fax, and copier all contain internal storage or "hard drives." Even when these devices are disposed of, the information stored within is vulnerable.
	 <b>Take advantage of DHS collaboration tools such as SharePoint.</b> Do not post Sensitive PII on the DHS intranet, Component intranet sites, SharePoint collaboration sites, shared drives, multi-access calendars, or on the Internet (including social networking sites) that can be accessed by individuals who do not have a "need to know."	 <b>Don't store Sensitive PII on SharePoint unless your site has been approved for such use.</b> Access must be limited to those that have an official need to know.	Collaboration tools provide quick, easy access to data, but without proper security controls, can lead to data winding up in the wrong hands. Sharing Sensitive PII with unauthorized users is considered a privacy incident.
	 <b>Secure your data, and ensure other household members do not have access to it.</b> Organize your work space at home so that government property and information are kept separate from personal property and can be properly safeguarded.	 <b>Don't leave files containing Sensitive data lying out in the open.</b> Never leave Sensitive PII in view of children, spouses, or visitors. Sensitive PII should be secured in locked cabinets and your computer/Blackberry should remain locked when not in use.	Failure to properly secure Sensitive records could result in inadvertent sharing of Sensitive PII.

\*Each Component has a different process for accessing the DHS network remotely. Please contact your Help Desk.

# Controlling Access to a Network Shared Drive Folder

---

August 2011

Most likely your office maintains space on a DHS shared network drive. Your office controls access to its portion of the shared drive through a folder-based security mechanism. Typically, access to your main folder is restricted to the staff on your office's main email distribution list.

If you want to restrict access to a particular folder within your shared drive, here's what to do:

1. Create/identify the folder you want to control.
2. Find the full path to that folder by:
  - a. Clicking on My Computer on your desktop.
  - b. Finding your network shared drive and right clicking it.
  - c. In the left NAV under "Details", the network drive path will appear, for example:
    - \\ZZA1CE-0350\dhs-g\DHS\Your Office\Your Folder
3. Create the name of an email distribution list that you'd like to use to govern access to the folder. Use something like "officename [folder]". Keep it short, simple, easy to recognize in the GAL. This email list becomes your security group, and as the manager of this group, you have the ability to add and remove names of users, as needed. To do this [once the email list is created], open the security list in the GAL, click "modify members", then add or remove users.
4. Identify who you want to have access to that folder – you will need full DHS email addresses.
5. Email IT Support and tell them you want to:
  - a. Restrict access to a folder. Send them the full path (step 2).
  - b. Create an email distribution list with the names you picked (step 3); and
  - c. Add all the names/email addresses to that distribution list and give each of those individuals "owner" rights to the distribution list – this way anyone in that list can change the list if you want to add/remove names. You can also pick one person and give them ownership rights to add/remove people from the distribution list. However you do it, it's key that someone you know can edit that list of names – this will give you control over who can access the folder.
  - d. Restrict access to that folder so that only users on the distribution list can access it. You can make this a little more complex by changing the tiers of control over the folder.
    - i. Full restriction/access – only those on the list can open the folder and once they're in they can do anything they want.
    - ii. Read only – you can allow anyone to read files in that folder – they cannot edit/delete anything – then only people on the distribution list can change.
6. Then get confirmation from IT Support, and conduct a test –
  - a. See if someone outside your new group can open the folder.
  - b. See if someone inside your group can open the folder and change stuff in it.
  - c. See if someone on your list can change the names on the list.



**National Institute of  
Standards and Technology**  
U.S. Department of Commerce

**Special Publication 800-122**

---

# **Guide to Protecting the Confidentiality of Personally Identifiable Information (PII)**

---

## **Recommendations of the National Institute of Standards and Technology**

---

Erika McCallister  
Tim Grance  
Karen Scarfone

**NIST Special Publication 800-122**

**Guide to Protecting the Confidentiality of  
Personally Identifiable Information (PII)**

*Recommendations of the National  
Institute of Standards and Technology*

**Erika McCallister  
Tim Grance  
Karen Scarfone**

---

**C O M P U T E R   S E C U R I T Y**

---

Computer Security Division  
Information Technology Laboratory  
National Institute of Standards and Technology  
Gaithersburg, MD 20899-8930

April 2010



**U.S. Department of Commerce**

Gary Locke, Secretary

**National Institute of Standards and Technology**

Dr. Patrick D. Gallagher, Director



## **Reports on Computer Systems Technology**

The Information Technology Laboratory (ITL) at the National Institute of Standards and Technology (NIST) promotes the U.S. economy and public welfare by providing technical leadership for the nation's measurement and standards infrastructure. ITL develops tests, test methods, reference data, proof of concept implementations, and technical analysis to advance the development and productive use of information technology. ITL's responsibilities include the development of technical, physical, administrative, and management standards and guidelines for the cost-effective security and privacy of sensitive unclassified information in Federal computer systems. This Special Publication 800-series reports on ITL's research, guidance, and outreach efforts in computer security and its collaborative activities with industry, government, and academic organizations.

**National Institute of Standards and Technology Special Publication 800-122  
Natl. Inst. Stand. Technol. Spec. Publ. 800-122, 59 pages (Apr. 2010)**

Certain commercial entities, equipment, or materials may be identified in this document in order to describe an experimental procedure or concept adequately. Such identification is not intended to imply recommendation or endorsement by the National Institute of Standards and Technology, nor is it intended to imply that the entities, materials, or equipment are necessarily the best available for the purpose.

## **Acknowledgments**

The authors, Erika McCallister, Tim Grance, and Karen Scarfone of the National Institute of Standards and Technology (NIST), wish to thank their colleagues who reviewed drafts of this document and contributed to its technical content. Of particular note are the efforts of Joseph Nusbaum of Innovative Analytics & Training, Deanna DiCarlantonio of CUNA Mutual Group, and Michael L. Shapiro and Daniel I. Steinberg of Booz Allen Hamilton, who contributed significant portions to previous versions of the document. The authors would also like to acknowledge Ron Ross, Kelley Dempsey, and Arnold Johnson of NIST; Michael Gerdes, Beth Mallory, and Victoria Thompson of Booz Allen Hamilton; Brendan Van Alsenoy of ICRI, K.U.Leuven; David Plocher and John de Ferrari of the Government Accountability Office; Toby Levin of the Department of Homeland Security; Idris Adjerid of Carnegie Mellon University; The Federal Committee on Statistical Methodology: Confidentiality and Data Access Committee; The Privacy Best Practices Subcommittee of the Chief Information Officers Council; and Julie McEwen and Aaron Powell of The MITRE Corporation, for their keen and insightful assistance during the development of the document.

## Table of Contents

<b>Executive Summary .....</b>	<b>ES-1</b>
<b>1. Introduction .....</b>	<b>1-1</b>
1.1 Authority .....	1-1
1.2 Purpose and Scope .....	1-1
1.3 Audience .....	1-1
1.4 Document Structure .....	1-1
<b>2. Introduction to PII.....</b>	<b>2-1</b>
2.1 Identifying PII .....	2-1
2.2 Examples of PII Data.....	2-2
2.3 PII and Fair Information Practices.....	2-3
<b>3. PII Confidentiality Impact Levels.....</b>	<b>3-1</b>
3.1 Impact Level Definitions .....	3-1
3.2 Factors for Determining PII Confidentiality Impact Levels .....	3-2
3.2.1 Identifiability .....	3-3
3.2.2 Quantity of PII .....	3-3
3.2.3 Data Field Sensitivity.....	3-3
3.2.4 Context of Use .....	3-4
3.2.5 Obligation to Protect Confidentiality.....	3-4
3.2.6 Access to and Location of PII .....	3-5
3.3 PII Confidentiality Impact Level Examples .....	3-5
3.3.1 Example 1: Incident Response Roster .....	3-5
3.3.2 Example 2: Intranet Activity Tracking .....	3-6
3.3.3 Example 3: Fraud, Waste, and Abuse Reporting Application.....	3-7
<b>4. PII Confidentiality Safeguards.....</b>	<b>4-1</b>
4.1 Operational Safeguards.....	4-1
4.1.1 Policy and Procedure Creation.....	4-1
4.1.2 Awareness, Training, and Education .....	4-2
4.2 Privacy-Specific Safeguards.....	4-3
4.2.1 Minimizing the Use, Collection, and Retention of PII .....	4-3
4.2.2 Conducting Privacy Impact Assessments.....	4-4
4.2.3 De-Identifying Information .....	4-4
4.2.4 Anonymizing Information .....	4-5
4.3 Security Controls .....	4-6
<b>5. Incident Response for Breaches Involving PII .....</b>	<b>5-1</b>
5.1 Preparation.....	5-1
5.2 Detection and Analysis .....	5-3
5.3 Containment, Eradication, and Recovery.....	5-3
5.4 Post-Incident Activity .....	5-3

## Appendices

**Appendix A— Scenarios for PII Identification and Handling .....A-1**  
    A.1 General Questions ..... A-1  
    A.2 Scenarios ..... A-1

**Appendix B— Frequently Asked Questions (FAQ)..... B-1**

**Appendix C— Other Terms and Definitions for Personal Information ..... C-1**

**Appendix D— Fair Information Practices..... D-1**

**Appendix E— Glossary ..... E-1**

**Appendix F— Acronyms and Abbreviations..... F-1**

**Appendix G— Resources .....G-1**

## Executive Summary

The escalation of security breaches involving personally identifiable information (PII) has contributed to the loss of millions of records over the past few years.<sup>1</sup> Breaches involving PII are hazardous to both individuals and organizations. Individual harms<sup>2</sup> may include identity theft, embarrassment, or blackmail. Organizational harms may include a loss of public trust, legal liability, or remediation costs. To appropriately protect the confidentiality of PII, organizations should use a risk-based approach; as McGeorge Bundy<sup>3</sup> once stated, “If we guard our toothbrushes and diamonds with equal zeal, we will lose fewer toothbrushes and more diamonds.” This document provides guidelines for a risk-based approach to protecting the confidentiality<sup>4</sup> of PII. The recommendations in this document are intended primarily for U.S. Federal government agencies and those who conduct business on behalf of the agencies,<sup>5</sup> but other organizations may find portions of the publication useful. Each organization may be subject to a different combination of laws, regulations, and other mandates related to protecting PII, so an organization’s legal counsel and privacy officer should be consulted to determine the current obligations for PII protection. For example, the Office of Management and Budget (OMB) has issued several memoranda with requirements for how Federal agencies must handle and protect PII. To effectively protect PII, organizations should implement the following recommendations.

### **Organizations should identify all PII residing in their environment.**

An organization cannot properly protect PII it does not know about. This document uses a broad definition of PII to identify as many potential sources of PII as possible (e.g., databases, shared network drives, backup tapes, contractor sites). PII is “any information about an individual maintained by an agency, including (1) any information that can be used to distinguish or trace an individual’s identity, such as name, social security number, date and place of birth, mother’s maiden name, or biometric records; and (2) any other information that is linked or linkable to an individual, such as medical, educational, financial, and employment information.”<sup>6</sup> Examples of PII include, but are not limited to:

- Name, such as full name, maiden name, mother’s maiden name, or alias
- Personal identification number, such as social security number (SSN), passport number, driver’s license number, taxpayer identification number, or financial account or credit card number
- Address information, such as street address or email address
- Personal characteristics, including photographic image (especially of face or other identifying characteristic), fingerprints, handwriting, or other biometric data (e.g., retina scan, voice signature, facial geometry)

<sup>1</sup> Government Accountability Office (GAO) Report 08-343, *Protecting Personally Identifiable Information*, January 2008, <http://www.gao.gov/new.items/d08343.pdf>

<sup>2</sup> For the purposes of this document, *harm* means any adverse effects that would be experienced by an individual whose PII was the subject of a loss of confidentiality, as well as any adverse effects experienced by the organization that maintains the PII. See Section 3.1 for additional information.

<sup>3</sup> Congressional testimony as quoted by the New York Times, March 5, 1989. McGeorge Bundy was the U.S. National Security Advisor to Presidents Kennedy and Johnson (1961-1966). <http://query.nytimes.com/gst/fullpage.html?res=950DE2D6123AF936A35750C0A96F948260>

<sup>4</sup> For the purposes of this document, confidentiality is defined as “preserving authorized restrictions on information access and disclosure, including means for protecting personal privacy and proprietary information.” 44 U.S.C. § 3542. <http://uscode.house.gov/download/pls/44C35.txt>.

<sup>5</sup> For the purposes of this publication, both are referred to as “organizations”.

<sup>6</sup> This definition is the GAO expression of an amalgam of the definitions of PII from OMB Memorandums 07-16 and 06-19. GAO Report 08-536, *Privacy: Alternatives Exist for Enhancing Protection of Personally Identifiable Information*, May 2008, <http://www.gao.gov/new.items/d08536.pdf>.

- Information about an individual that is linked or linkable to one of the above (e.g., date of birth, place of birth, race, religion, weight, activities, geographical indicators, employment information, medical information, education information, financial information).

**Organizations should minimize the use, collection, and retention of PII to what is strictly necessary to accomplish their business purpose and mission.**

The likelihood of harm caused by a breach involving PII is greatly reduced if an organization minimizes the amount of PII it uses, collects, and stores. For example, an organization should only request PII in a new form if the PII is absolutely necessary. Also, an organization should regularly review its holdings of previously collected PII to determine whether the PII is still relevant and necessary for meeting the organization's business purpose and mission. For example, organizations could have an annual PII purging awareness day.<sup>7</sup>

OMB M-07-16<sup>8</sup> specifically requires agencies to:

- Review current holdings of PII and ensure they are accurate, relevant, timely, and complete
- Reduce PII holdings to the minimum necessary for proper performance of agency functions
- Develop a schedule for periodic review of PII holdings
- Establish a plan to eliminate the unnecessary collection and use of SSNs.

**Organizations should categorize their PII by the PII confidentiality impact level.**

All PII is not created equal. PII should be evaluated to determine its PII confidentiality impact level, which is different from the Federal Information Processing Standard (FIPS) Publication 199<sup>9</sup> confidentiality impact level, so that appropriate safeguards can be applied to the PII. The PII confidentiality impact level—*low, moderate, or high*—indicates the potential harm that could result to the subject individuals and/or the organization if PII were inappropriately accessed, used, or disclosed. This document provides a list of factors an organization should consider when determining the PII confidentiality impact level. Each organization should decide which factors it will use for determining impact levels and then create and implement the appropriate policy, procedures, and controls. The following are examples of factors:

- **Identifiability.** Organizations should evaluate how easily PII can be used to identify specific individuals. For example, a SSN uniquely and directly identifies an individual, whereas a telephone area code identifies a set of people.
- **Quantity of PII.** Organizations should consider how many individuals can be identified from the PII. Breaches of 25 records and 25 million records may have different impacts. The PII confidentiality impact level should only be raised and not lowered based on this factor.
- **Data Field Sensitivity.** Organizations should evaluate the sensitivity of each individual PII data field. For example, an individual's SSN or financial account number is generally more sensitive than

<sup>7</sup> Disposal of PII should be conducted in accordance with the retention schedules approved by the National Archives and Records Administration (NARA), as well as in accordance with agency litigation holds.

<sup>8</sup> OMB Memorandum 07-16, *Safeguarding Against and Responding to the Breach of Personally Identifiable Information*, <http://www.whitehouse.gov/omb/memoranda/fy2007/m07-16.pdf>.

<sup>9</sup> FIPS 199, *Standards for Security Categorization of Federal Information and Information Systems*, <http://csrc.nist.gov/publications/fips/fips199/FIPS-PUB-199-final.pdf>.

an individual's phone number or ZIP code. Organizations should also evaluate the sensitivity of the PII data fields when combined.

- **Context of Use.** Organizations should evaluate the context of use—the purpose for which the PII is collected, stored, used, processed, disclosed, or disseminated. The context of use may cause the same PII data elements to be assigned different PII confidentiality impact levels based on their use. For example, suppose that an organization has two lists that contain the same PII data fields (e.g., name, address, phone number). The first list is people who subscribe to a general-interest newsletter produced by the organization, and the second list is people who work undercover in law enforcement. If the confidentiality of the lists is breached, the potential impacts to the affected individuals and to the organization are significantly different for each list.
- **Obligations to Protect Confidentiality.** An organization that is subject to any obligations to protect PII should consider such obligations when determining the PII confidentiality impact level. Obligations to protect generally include laws, regulations, or other mandates (e.g., Privacy Act, OMB guidance). For example, some Federal agencies, such as the Census Bureau and the Internal Revenue Service (IRS), are subject to specific legal obligations to protect certain types of PII.<sup>10</sup>
- **Access to and Location of PII.** Organizations may choose to take into consideration the nature of authorized access to and the location of PII. When PII is accessed more often or by more people and systems, or the PII is regularly transmitted or transported offsite, then there are more opportunities to compromise the confidentiality of the PII.

#### **Organizations should apply the appropriate safeguards for PII based on the PII confidentiality impact level.**

Not all PII should be protected in the same way. Organizations should apply appropriate safeguards to protect the confidentiality of PII based on the PII confidentiality impact level. Some PII does not need to have its confidentiality protected, such as information that the organization has permission or authority to release publicly (e.g., an organization's public phone directory). NIST recommends using operational safeguards, privacy-specific safeguards, and security controls,<sup>11</sup> such as:

- **Creating Policies and Procedures.** Organizations should develop comprehensive policies and procedures for protecting the confidentiality of PII.
- **Conducting Training.** Organizations should reduce the possibility that PII will be accessed, used, or disclosed inappropriately by requiring that all individuals receive appropriate training before being granted access to systems containing PII.
- **De-Identifying PII.** Organizations can de-identify records by removing enough PII such that the remaining information does not identify an individual and there is no reasonable basis to believe that the information can be used to identify an individual. De-identified records can be used when full records are not necessary, such as for examinations of correlations and trends.
- **Using Access Enforcement.** Organizations can control access to PII through access control policies and access enforcement mechanisms (e.g., access control lists).
- **Implementing Access Control for Mobile Devices.** Organizations can prohibit or strictly limit access to PII from portable and mobile devices, such as laptops, cell phones, and personal digital

<sup>10</sup> The Census Bureau has a special obligation to protect based on provisions of Title 13 of the U.S. Code, and IRS has a special obligation to protect based on Title 26 of the U.S. Code. There are more agency-specific obligations to protect PII, and an organization's legal counsel and privacy officer should be consulted.

<sup>11</sup> This document provides some selected security control examples from NIST SP 800-53.

assistants (PDA), which are generally higher-risk than non-portable devices (e.g., desktop computers at the organization's facilities).

- **Providing Transmission Confidentiality.** Organizations can protect the confidentiality of transmitted PII. This is most often accomplished by encrypting the communications or by encrypting the information before it is transmitted.
- **Auditing Events.** Organizations can monitor events that affect the confidentiality of PII, such as inappropriate access to PII.

**Organizations should develop an incident response plan to handle breaches involving PII.**

Breaches involving PII are hazardous to both individuals and organizations. Harm to individuals and organizations can be contained and minimized through the development of effective incident response plans for breaches involving PII. Organizations should develop plans<sup>12</sup> that include elements such as determining when and how individuals should be notified, how a breach should be reported, and whether to provide remedial services, such as credit monitoring, to affected individuals.

**Organizations should encourage close coordination among their chief privacy officers, senior agency officials for privacy, chief information officers, chief information security officers, and legal counsel<sup>13</sup> when addressing issues related to PII.**

Protecting the confidentiality of PII requires knowledge of information systems, information security, privacy, and legal requirements. Decisions regarding the applicability of a particular law, regulation, or other mandate should be made in consultation with an organization's legal counsel and privacy officer because relevant laws, regulations, and other mandates are often complex and change over time. Additionally, new policies often require the implementation of technical security controls to enforce the policies. Close coordination of the relevant experts helps to prevent incidents that could result in the compromise and misuse of PII by ensuring proper interpretation and implementation of requirements.

---

<sup>12</sup> OMB requires agencies to develop and implement breach notification policies. OMB Memorandum 07-16, *Safeguarding Against and Responding to the Breach of Personally Identifiable Information*, <http://www.whitehouse.gov/omb/memoranda/fy2007/m07-16.pdf>.

<sup>13</sup> Some organizations are structured differently and have different names for roles. These roles are examples, used for illustrative purposes.



## **1. Introduction**

### **1.1 Authority**

The National Institute of Standards and Technology (NIST) developed this document in furtherance of its statutory responsibilities under the Federal Information Security Management Act (FISMA) of 2002, Public Law 107-347.

NIST is responsible for developing standards and guidelines, including minimum requirements, for providing adequate information security for all agency operations and assets, but such standards and guidelines shall not apply to national security systems. This guideline is consistent with the requirements of the Office of Management and Budget (OMB) Circular A-130, Section 8b(3), “Securing Agency Information Systems,” as analyzed in A-130, Appendix IV: Analysis of Key Sections. Supplemental information is provided in A-130, Appendix III.

This guideline has been prepared for use by Federal agencies, also referred to as organizations in the guide. It may be used by nongovernmental organizations on a voluntary basis and is not subject to copyright, though attribution is desired.

Nothing in this document should be taken to contradict standards and guidelines made mandatory and binding on Federal agencies by the Secretary of Commerce under statutory authority, nor should these guidelines be interpreted as altering or superseding the existing authorities of the Secretary of Commerce, Director of the OMB, or any other Federal official.

### **1.2 Purpose and Scope**

The purpose of this document is to assist Federal agencies in protecting the confidentiality of personally identifiable information (PII) in information systems. The document explains the importance of protecting the confidentiality of PII in the context of information security and explains its relationship to privacy using the Fair Information Practices, which are the principles underlying most privacy laws and privacy best practices. PII should be protected from inappropriate access, use, and disclosure. This document provides practical, context-based guidance for identifying PII and determining what level of protection is appropriate for each instance of PII. The document also suggests safeguards that may offer appropriate levels of protection for PII and provides recommendations for developing response plans for incidents involving PII. Organizations are encouraged to tailor the recommendations to meet their specific requirements.

### **1.3 Audience**

The primary audience for this document is the individuals who apply policies and procedures for protecting the confidentiality of PII on Federal information systems, as well as technical and non-technical personnel involved with implementing system-level changes concerning PII protection methods. Individuals in many roles should find this document useful, including chief privacy officers and other privacy officers, privacy advocates, privacy support staff, public affairs staff, compliance officers, human resources staff, system administrators, chief information security officers, information system security officers, information security support staff, computer security incident response teams, and chief information officers.

### **1.4 Document Structure**

The remainder of this document is organized into the following sections:

- Section 2 provides an introduction to PII and the Fair Information Practices, and it explains how to locate PII maintained by an organization.
- Section 3 describes factors for determining the potential impact of inappropriate access, use, and disclosure of PII.
- Section 4 presents several methods for protecting the confidentiality of PII that can be implemented to reduce PII exposure and risk.
- Section 5 provides recommendations for developing an incident response plan for breaches involving PII and integrating the plan into an organization's existing incident response plan.

The following appendices are also included for additional information:

- Appendix A provides samples of PII-related scenarios and questions that can be adapted for an organization's training exercises.
- Appendix B presents frequently asked questions (FAQ) related to protecting the confidentiality of PII.
- Appendix C contains other terms and definitions for personal information.
- Appendix D provides additional information about the Fair Information Practices that may be helpful in understanding the framework underlying most privacy laws.
- Appendix E provides a glossary of selected terms from the publication.
- Appendix F contains a list of acronyms and abbreviations used within the publication.
- Appendix G presents a list of resources that may be helpful for gaining a better understanding of PII, PII protection, and related topics.

## 2. Introduction to PII

One of the most widely used terms to describe personal information is PII. Examples of PII range from an individual's name or email address to an individual's financial and medical records or criminal history. Unauthorized access, use, or disclosure of PII can seriously harm both individuals, by contributing to identity theft, blackmail, or embarrassment, and the organization, by reducing public trust in the organization or creating legal liability. This section explains how to identify and locate PII<sup>14</sup> maintained within an organization's environment and/or under its control, and it provides an introduction to the Fair Information Practices. Sections 3 and 4 discuss factors for assigning PII impact levels and selecting safeguards, respectively. Section 5 discusses incident response for breaches involving PII.

### 2.1 Identifying PII

PII is "any information about an individual maintained by an agency, including (1) any information that can be used to distinguish or trace an individual's identity, such as name, social security number, date and place of birth, mother's maiden name, or biometric records; and (2) any other information that is linked or linkable to an individual, such as medical, educational, financial, and employment information."<sup>15</sup>

To *distinguish* an individual<sup>16</sup> is to identify an individual. Some examples of information that could identify an individual include, but are not limited to, name, passport number, social security number, or biometric data.<sup>17</sup> In contrast, a list containing only credit scores without any additional information concerning the individuals to whom they relate does not provide sufficient information to distinguish a specific individual.<sup>18</sup>

To *trace* an individual is to process sufficient information to make a determination about a specific aspect of an individual's activities or status. For example, an audit log containing records of user actions could be used to trace an individual's activities.

*Linked* information is information about or related to an individual that is logically associated with other information about the individual. In contrast, *linkable* information is information about or related to an individual for which there is a possibility of logical association with other information about the individual. For example, if two databases contain different PII elements, then someone with access to both databases may be able to link the information from the two databases and identify individuals, as well as access additional information about or relating to the individuals. If the secondary information source is present on the same system or a closely-related system and does not have security controls that effectively segregate the information sources, then the data is considered linked. If the secondary information source is maintained more remotely, such as in an unrelated system within the organization, available in public records, or otherwise readily obtainable (e.g., internet search engine), then the data is considered linkable.

<sup>14</sup> Even if an organization determines that information is not PII, the organization should still consider whether the information is sensitive or has organizational or individual risks associated with it and determine the appropriate protections.

<sup>15</sup> GAO Report 08-536, *Privacy: Alternatives Exist for Enhancing Protection of Personally Identifiable Information*, May 2008, <http://www.gao.gov/new.items/d08536.pdf>.

<sup>16</sup> The terms "individual" and "individual's identity" are used interchangeably throughout this document. For additional information about the term *individual*, see Appendix B.

<sup>17</sup> These data elements are included in a list of identifying information from the Identity Theft and Assumption Deterrence Act of 1998, Public Law 105-318, 112 Stat. 3007 (Oct. 30, 1998).

<sup>18</sup> Information elements that are not sufficient to identify an individual when considered separately might nevertheless render the individual identifiable when combined with additional information. For instance, if the list of credit scores were to be supplemented with information, such as age, address, and gender, it is probable that this additional information would render the individuals identifiable.

Organizations are required to identify all PII residing within their organization or under the control of their organization through a third party (e.g., a system being developed and tested by a contractor). Organizations should use a variety of methods to identify PII. Privacy threshold analyses (PTAs), also referred to as initial privacy assessments (IPAs), are often used to identify PII.<sup>19</sup> Some organizations require a PTA to be completed before the development or acquisition of a new information system and when a substantial change is made to an existing system. PTAs are used to determine if a system contains PII, whether a Privacy Impact Assessment (PIA) is required, whether a System of Records Notice (SORN) is required, and if any other privacy requirements apply to the information system. PTAs are usually submitted to an organization's privacy office for review and approval. PTAs are comprised of simple questionnaires that are completed by the system owner in collaboration with the data owner. PTAs are useful in initiating the communication and collaboration for each system between the privacy officer, the information security officer, and the information officer. Other examples of methods to identify PII include reviewing system documentation, conducting interviews, conducting data calls, using data loss prevention technologies (e.g., automated PII network monitoring tools), or checking with system and data owners. Organizations should also ensure that retired hardware no longer contains PII and that proper sanitization techniques are applied.<sup>20</sup>

## 2.2 Examples of PII Data

The following list contains examples of information that may be considered PII.

- Name, such as full name, maiden name, mother's maiden name, or alias
- Personal identification number, such as social security number (SSN), passport number, driver's license number, taxpayer identification number, patient identification number, and financial account or credit card number<sup>21</sup>
- Address information, such as street address or email address
- Asset information, such as Internet Protocol (IP) or Media Access Control (MAC) address or other host-specific persistent static identifier that consistently links to a particular person or small, well-defined group of people
- Telephone numbers, including mobile, business, and personal numbers
- Personal characteristics, including photographic image (especially of face or other distinguishing characteristic), x-rays, fingerprints, or other biometric image or template data (e.g., retina scan, voice signature, facial geometry)
- Information identifying personally owned property, such as vehicle registration number or title number and related information
- Information about an individual that is linked or linkable to one of the above (e.g., date of birth, place of birth, race, religion, weight, activities, geographical indicators, employment information, medical information, education information, financial information).

<sup>19</sup> Some organizations have similar processes in place and do not call them PTA or IPA. For example PTA/IPA templates, see <http://www.usdoj.gov/opcl/initial-privacy-assessment.pdf> or [http://www.dhs.gov/xlibrary/assets/privacy/privacy\\_pta\\_template.pdf](http://www.dhs.gov/xlibrary/assets/privacy/privacy_pta_template.pdf).

<sup>20</sup> For more information on media sanitization, see NIST SP 800-88, *Guidelines for Media Sanitization*, [http://csrc.nist.gov/publications/nistpubs/800-88/NISTSP800-88\\_rev1.pdf](http://csrc.nist.gov/publications/nistpubs/800-88/NISTSP800-88_rev1.pdf).

<sup>21</sup> Partial identifiers, such as the first few digits or the last few digits of SSNs, are also often considered PII because they are still nearly unique identifiers and are linked or linkable to a specific individual.

## 2.3 PII and Fair Information Practices

The protection of PII and the overall privacy of information are concerns both for individuals whose personal information is at stake and for organizations that may be liable or have their reputations damaged should such PII be inappropriately accessed, used, or disclosed. Treatment of PII is distinct from other types of data because it needs to be not only protected, but also collected, maintained, and disseminated in accordance with Federal law.<sup>22</sup> The Privacy Act, as well as other U.S. privacy laws, is based on the widely-recognized Fair Information Practices, also called Privacy Principles. The Organisation for Economic Co-operation and Development (OECD)<sup>23</sup> Privacy Guidelines are the most widely-accepted privacy principles, and they were endorsed by the Department of Commerce in 1981.<sup>24</sup> The OECD Fair Information Practices are also the foundation of privacy laws and related policies in many other countries, (e.g., Sweden, Australia, Belgium).<sup>25</sup> In 2004, the Chief Information Officers (CIO) Council issued the Security and Privacy Profile for the Federal Enterprise Architecture<sup>26</sup> that links privacy protection with a set of acceptable privacy principles corresponding to the OECD's Fair Information Practices.

The OECD identified the following Fair Information Practices.

- **Collection Limitation**—There should be limits to the collection of personal data and any such data should be obtained by lawful and fair means and, where appropriate, with the knowledge or consent of the data subject.
- **Data Quality**—Personal data should be relevant to the purposes for which they are to be used, and, to the extent necessary for those purposes, should be accurate, complete and kept up-to-date.
- **Purpose Specification**—The purposes for which personal data are collected should be specified not later than at the time of data collection and the subsequent use limited to the fulfillment of those purposes or such others as are not incompatible with those purposes and as are specified on each occasion of change of purpose.
- **Use Limitation**—Personal data should not be disclosed, made available or otherwise used for purposes other than those specified, except with the consent of the data subject or by the authority of law.
- **Security Safeguards**—Personal data should be protected by reasonable security safeguards against such risks as loss or unauthorized access, destruction, use, modification or disclosure of data.
- **Openness**—There should be a general policy of openness about developments, practices and policies with respect to personal data. Means should be readily available of establishing the existence and nature of personal data, and the main purposes of their use, as well as the identity and usual residence of the data controller.
- **Individual Participation**—An individual should have the right: (a) to obtain from a data controller, or otherwise, confirmation of whether or not the data controller has data relating to him; (b) to have communicated to him, data relating to him within a reasonable time; at a charge, if any, that is not excessive; in a reasonable manner; and in a form that is readily intelligible to him; (c) to be given

<sup>22</sup> This document focuses on protecting the confidentiality of PII. Protecting the privacy of PII is a broader subject, and information about the Fair Information Practices is provided to increase reader awareness and to improve reader understanding of the relationship between privacy and security.

<sup>23</sup> OECD, *Guidelines on the Protection of Privacy and Transborder Flows of Personal Data*, 1980.

<sup>24</sup> Report on OECD Guidelines Program, Memorandum from Bernard Wunder, Jr., Assistant Secretary for Communications and Information, Department of Commerce (Oct. 30, 1981), as cited in GAO Report 08-536.

<sup>25</sup> GAO Report 08-536.

<sup>26</sup> The Security and Privacy Profile was updated in 2009. For additional information, see Appendix D.

reasons if a request made under subparagraphs (a) and (b) is denied, and to be able to challenge such denial; and (d) to challenge data relating to him and, if the challenge is successful, to have the data erased, rectified, completed, or amended.

- **Accountability**—A data controller should be accountable for complying with measures which give effect to the principles stated above.

Privacy is much broader than just protecting the confidentiality of PII. To establish a comprehensive privacy program that addresses the range of privacy issues that organizations may face, organizations should take steps to establish policies and procedures that address all of the Fair Information Practices. For example, while providing individuals with notice of new information collections and how their personal information will be used and protected is central to providing individuals with privacy protections and transparency, it may not have a significant impact on protecting the confidentiality of their personal information. On the other hand, the Fair Information Practices related to establishing security safeguards, purpose specification, use limitation, collection limitation, and accountability are directly relevant to the protection of the confidentiality of PII. As a result, these principles are highlighted throughout this document as appropriate.

For more information on the Fair Information Practices, see Appendix D.

### 3. PII Confidentiality Impact Levels

This publication focuses on protecting PII from losses of confidentiality. The security objective of confidentiality is defined by law as “preserving authorized restrictions on information access and disclosure, including means for protecting personal privacy and proprietary information.”<sup>27</sup>

The security objectives of integrity and availability are equally important for PII, and organizations should use the NIST Risk Management Framework<sup>28</sup> to determine the appropriate integrity and availability impact levels. Organizations may also need to consider PII-specific enhancements to the integrity or availability impact levels. Accuracy is a required Fair Information Practice for most PII, and the security objective of integrity helps to ensure accuracy. Integrity is also important for preventing harm to the individual and the organization. For example, unauthorized alterations of medical records could endanger individuals’ lives, and medical mistakes based on inaccurate information can result in liability to the organization and harm to its reputation.

The confidentiality of PII should be protected based on its impact level. This section outlines factors for determining the PII confidentiality impact level for a particular instance of PII, which is distinct from the confidentiality impact level described in Federal Information Processing Standards (FIPS) Publication 199, *Standards for Security Categorization of Federal Information and Information Systems*.<sup>29</sup> The PII confidentiality impact level takes into account additional PII considerations and should be used to determine if additional protections should be implemented. The PII confidentiality impact level—*low, moderate, or high*—indicates the potential harm that could result to the subject individuals and/or the organization if PII were inappropriately accessed, used, or disclosed. Once the PII confidentiality impact level is selected, it should be used to supplement the provisional confidentiality impact level, which is determined from information and system categorization processes outlined in FIPS 199 and NIST Special Publication (SP) 800-60, *Volumes 1 and 2: Guide for Mapping Types of Information and Information Systems to Security Categories*.<sup>30</sup> Supplementation of the provisional confidentiality impact level should be included in the documentation of the security categorization process.

Some PII does not need to have its confidentiality protected, such as information that the organization has permission or authority to release publicly (e.g., an organization publishing a phone directory of employees’ names and work phone numbers so that members of the public can contact them directly). In this case, the PII confidentiality impact level would be *not applicable* and would not be used to supplement a system’s provisional confidentiality impact level. PII that does not require confidentiality protection may still require other security controls to protect the integrity and the availability of the information, and the organization should provide appropriate security controls based on the assigned FIPS 199 impact levels.

#### 3.1 Impact Level Definitions

The harm caused from a breach of confidentiality should be considered when attempting to determine which PII confidentiality impact level corresponds to a specific set of PII. For the purposes of this document, *harm* means any adverse effects that would be experienced by an individual whose PII was the subject of a loss of confidentiality, as well as any adverse effects experienced by the organization that maintains the PII. Harm to an individual includes any negative or unwanted effects (i.e., that may be socially, physically, or financially damaging). Examples of types of harm to individuals include, but are

<sup>27</sup> 44 U.S.C. § 3542, <http://uscode.house.gov/download/pls/44C35.txt>

<sup>28</sup> For additional information about the NIST Risk Management Framework, see:

<http://csrc.nist.gov/groups/SMA/fisma/framework.html>.

<sup>29</sup> <http://csrc.nist.gov/publications/PubsFIPS.html>.

<sup>30</sup> <http://csrc.nist.gov/publications/PubsSPs.html>.

not limited to, the potential for blackmail, identity theft, physical harm, discrimination, or emotional distress. Organizations may also experience harm as a result of a loss of confidentiality of PII maintained by the organization, including but not limited to administrative burden, financial losses, loss of public reputation and public confidence, and legal liability.

The following describe the three impact levels—low, moderate, and high—defined in FIPS 199, which are based on the potential impact of a security breach involving a particular system:<sup>31</sup>

“The potential impact is **LOW** if the loss of confidentiality, integrity, or availability could be expected to have a **limited adverse effect** on organizational operations, organizational assets, or individuals. A limited adverse effect means that, for example, the loss of confidentiality, integrity, or availability might (i) cause a degradation in mission capability to an extent and duration that the organization is able to perform its primary functions, but the effectiveness of the functions is noticeably reduced; (ii) result in minor damage to organizational assets; (iii) result in minor financial loss; or (iv) result in minor harm to individuals.

The potential impact is **MODERATE** if the loss of confidentiality, integrity, or availability could be expected to have a **serious adverse effect** on organizational operations, organizational assets, or individuals. A serious adverse effect means that, for example, the loss of confidentiality, integrity, or availability might (i) cause a significant degradation in mission capability to an extent and duration that the organization is able to perform its primary functions, but the effectiveness of the functions is significantly reduced; (ii) result in significant damage to organizational assets; (iii) result in significant financial loss; or (iv) result in significant harm to individuals that does not involve loss of life or serious life threatening injuries.

The potential impact is **HIGH** if the loss of confidentiality, integrity, or availability could be expected to have a **severe or catastrophic adverse effect** on organizational operations, organizational assets, or individuals. A severe or catastrophic adverse effect means that, for example, the loss of confidentiality, integrity, or availability might (i) cause a severe degradation in or loss of mission capability to an extent and duration that the organization is not able to perform one or more of its primary functions; (ii) result in major damage to organizational assets; (iii) result in major financial loss; or (iv) result in severe or catastrophic harm to individuals involving loss of life or serious life threatening injuries.”

Harm to individuals as described in these impact levels is easier to understand with examples. A breach of the confidentiality of PII at the low impact level would not cause harm greater than inconvenience, such as changing a telephone number. The types of harm that could be caused by a breach involving PII at the moderate impact level include financial loss due to identity theft or denial of benefits, public humiliation, discrimination, and the potential for blackmail. Harm at the high impact level involves serious physical, social, or financial harm, resulting in potential loss of life, loss of livelihood, or inappropriate physical detention.

### 3.2 Factors for Determining PII Confidentiality Impact Levels<sup>32</sup>

Determining the impact from a loss of confidentiality of PII should take into account relevant factors. Several important factors that organizations should consider are described below. It is important to note that relevant factors should be considered together; one factor by itself might indicate a low impact level, but another factor might indicate a high impact level, and thus override the first factor. Also, the impact

<sup>31</sup> This document pertains only to the confidentiality impact and does not address integrity or availability.

<sup>32</sup> Portions of this section were submitted as contributions to the ISO/IEC 29101 *Privacy Reference Architecture* and the ISO/IEC 29100 *Privacy Framework* draft standards.



levels suggested for these factors are for illustrative purposes; each instance of PII is different, and each organization has a unique set of requirements and a different mission. Therefore, organizations should determine which factors, including organization-specific factors, they should use for determining PII confidentiality impact levels and should create and implement policy and procedures that support these determinations.

### 3.2.1 Identifiability

Organizations should evaluate how easily PII can be used to identify specific individuals. For example, PII data composed of individuals' names, fingerprints, or SSNs uniquely and directly identify individuals, whereas PII data composed of individuals' ZIP codes and dates of birth can indirectly identify individuals or can significantly narrow large datasets.<sup>33</sup> However, data composed of only individuals' area codes and gender usually would not provide for direct or indirect identification of an individual depending upon the context and sample size.<sup>34</sup> Thus, PII that is uniquely and directly identifiable may warrant a higher impact level than PII that is not directly identifiable by itself.

### 3.2.2 Quantity of PII

Organizations may also choose to consider how many individuals are identified in the information (e.g., number of records). Breaches of 25 records and 25 million records may have different impacts, not only in terms of the collective harm to individuals, but also in terms of harm to the organization's reputation and the cost to the organization in addressing the breach. For this reason, organizations may choose to set a higher impact level for particularly large PII datasets than would otherwise be set. However, organizations should not set a lower impact level for a PII dataset simply because it contains a small number of records.

### 3.2.3 Data Field Sensitivity

Organizations should evaluate the sensitivity of each individual PII data field, as well as the sensitivity of the PII data fields together.<sup>35</sup> For example, an individual's SSN, medical history, or financial account information is generally considered more sensitive than an individual's phone number or ZIP code. Organizations often require the PII confidentiality impact level to be set at least to moderate if a certain data field, such as SSN, is present. Organizations may also consider certain combinations of PII data fields to be more sensitive, such as name and credit card number, than each data field would be considered without the existence of the others. Data fields may also be considered more sensitive based on potential harm when used in contexts other than their intended use. For example, basic background information, such as place of birth or parent's middle name, is often used as an authentication factor for password recovery at many web sites.

---

<sup>33</sup> A Massachusetts Institute of Technology study showed that 97% of the names and addresses on a voting list were identifiable using only ZIP code and date of birth. L. Sweeney, *Computational Disclosure Control: A Primer on Data Privacy Protection*, Doctoral Dissertation, 2001, as cited in American Statistical Association, *Data Access and Personal Privacy: Appropriate Methods of Disclosure Control*, December 6, 2008, <http://www.amstat.org/news/statementondataaccess.cfm>.

<sup>34</sup> Section 4.2 discusses how organizations can reduce the need to protect PII by removing PII from records.

<sup>35</sup> Some organizations have defined certain types or categories of PII as sensitive and assign higher impact levels to those types of PII. For example, in its PIA policy, the Census Bureau has defined the following topics as sensitive: abortion; alcohol, drug, or other addictive products; illegal conduct; illegal immigration status; information damaging to financial standing, employability, or reputation; information leading to social stigmatization or discrimination; politics; psychological well-being or mental health; religion; same-sex partners; sexual behavior; sexual orientation; taxes; and other information due to specific cultural or other factors. [http://www.census.gov/po/pia/pia\\_guide.html](http://www.census.gov/po/pia/pia_guide.html).

### 3.2.4 Context of Use

The context of use factor is related to the Fair Information Practices of Purpose Specification and Use Limitation. *Context of use* is defined as the purpose for which PII is collected, stored, used, processed, disclosed, or disseminated. Examples of context include, but are not limited to, statistical analysis, eligibility for benefits, administration of benefits, research, tax administration, or law enforcement. Organizations should assess the context of use because it is important in understanding how the disclosure of data elements can potentially harm individuals and the organization. Organizations should also consider whether disclosure of the mere fact that PII is being collected or used could cause harm to the organization or individual. For example, law enforcement investigations could be compromised if the mere fact that information is being collected about a particular individual is disclosed.

The context of use factor may cause the same types of PII to be assigned different PII confidentiality impact levels in different instances. For example, suppose that an organization has three lists that contain the same PII data fields (e.g., name, address, phone number). The first list is people who subscribe to a general-interest newsletter produced by the organization. The second list is people who have filed for retirement benefits, and the third list is individuals who work undercover in law enforcement. The potential impacts to the affected individuals and to the organization are significantly different for each of the three lists. Based on context of use only, the three lists are likely to merit impact levels of low, moderate, and high, respectively.

### 3.2.5 Obligation to Protect Confidentiality

An organization that is subject to any obligations to protect PII should consider such obligations when determining the PII confidentiality impact level. Many organizations are subject to laws, regulations, or other mandates<sup>36</sup> governing the obligation to protect personal information,<sup>37</sup> such as the Privacy Act of 1974, OMB memoranda, and the Health Insurance Portability and Accountability Act of 1996 (HIPAA). Additionally, some Federal agencies, such as the Census Bureau and the Internal Revenue Service (IRS), are subject to additional specific legal obligations to protect certain types of PII.<sup>38</sup> Some organizations are also subject to specific legal requirements based on their role. For example, organizations acting as financial institutions by engaging in financial activities are subject to the Gramm-Leach-Bliley Act (GLBA).<sup>39</sup> Also, some agencies that collect PII for statistical purposes are subject to the strict confidentiality requirements of the Confidential Information Protection and Statistical Efficiency Act (CIPSEA).<sup>40</sup> Violations of these laws can result in civil or criminal penalties. Organizations may also be obliged to protect PII by their own policies, standards, or management directives.

Decisions regarding the applicability of a particular law, regulation, or other mandate should be made in consultation with an organization's legal counsel and privacy officer because relevant laws, regulations, and other mandates are often complex and change over time.

<sup>36</sup> See Appendix G for additional resources.

<sup>37</sup> Personal information is defined in different ways by different laws, regulations, and other mandates. Many of these definitions are not interchangeable. Therefore, it is important to use each specific definition to determine if an obligation to protect exists for each type of personal information. See Appendix C for a listing of common definitions of personal information.

<sup>38</sup> The Census Bureau has a special obligation to protect based on provisions of Title 13 of the U.S. Code, and the IRS has a special obligation to protect based on Title 26 of the U.S. Code. There are more agency-specific obligations to protect PII, and an organization's legal counsel and privacy officer should be consulted.

<sup>39</sup> For additional information, see GLBA, 15 U.S.C. § 6801 et seq.

<sup>40</sup> CIPSEA is Title 5 of the E-Government Act of 2002, Pub.L. 107-347, 116 Stat. 2899, 44 U.S.C. § 101 et seq. CIPSEA covers all types of data collected for statistical purposes, not just PII. For additional information, see the OMB Implementation Guidance for CIPSEA, [http://www.whitehouse.gov/omb/fedreg/2007/061507\\_cipsea\\_guidance.pdf](http://www.whitehouse.gov/omb/fedreg/2007/061507_cipsea_guidance.pdf).

### 3.2.6 Access to and Location of PII

Organizations may choose to take into consideration the nature of authorized access to PII. When PII is accessed more often or by more people and systems, there are more opportunities for the confidentiality of the PII to be compromised. Another aspect of the nature of access to PII is whether PII is being stored on or accessed from teleworkers' devices or other systems and other systems, such as web applications, outside the direct control of the organization.<sup>41</sup> These considerations could cause an organization to assign a higher impact level to widely-accessed PII than would otherwise be assigned to help mitigate the increased risk caused by the nature of the access.

Additionally, organizations may choose to consider whether PII that is stored or regularly transported off-site by employees should be assigned a higher PII confidentiality impact level. For example, surveyors, researchers, and other field employees often need to store PII on laptops or removable media as part of their jobs. Another example is the offsite storage of backup and archive data. PII located offsite could be more vulnerable to unauthorized access or disclosure because it is more likely to be lost or stolen than PII stored within the physical boundaries of the organization.

### 3.3 PII Confidentiality Impact Level Examples

The following examples illustrate how an organization might assign PII confidentiality impact levels to specific instances of PII. The examples are intended to help organizations better understand the process of considering the various impact level factors, and they are not a substitute for organizations analyzing their own situations. Certain circumstances within any organization or specific system, such as the context of use or obligation to protect, may cause different outcomes.

Obligation to protect is a particularly important factor that should be determined early in the categorization process. Since obligation to protect confidentiality should always be made in consultation with an organization's legal counsel and privacy officer, it is not addressed in the following examples.

#### 3.3.1 Example 1: Incident Response Roster

A Federal government agency maintains an electronic roster of its computer incident response team members. In the event that an IT staff member detects any kind of security breach, standard practice requires that the staff member contact the appropriate people listed on the roster. Because this team may need to coordinate closely in the event of an incident, the contact information includes names, professional titles, office and work cell phone numbers, and work email addresses. The agency makes the same types of contact information available to the public for all of its employees on its main web site.

**Identifiability:** The information directly identifies a small number of individuals using names, phone numbers, and email addresses.

**Quantity of PII:** The information directly identifies fewer than twenty individuals.

**Data field sensitivity:** Although the roster is intended to be made available only to the team members, the individuals' information included in the roster is already available to the public on the agency's web site.

---

<sup>41</sup> Systems containing PII that are owned and/or maintained at contractor site for a Federal agency are subject to same controls and authorization requirements as if the systems were located at a Federal agency site. See NIST SP 800-37 Revision 1, *Guide for Applying the Risk Management Framework to Federal Information Systems: A Security Life Cycle Approach*, <http://csrc.nist.gov/publications/nistpubs/800-37-rev1/sp800-37-rev1-final.pdf>.

**Context of use:** The release of the individuals' names and contact information would not likely cause harm to the individuals, and disclosure of the fact that the agency has collected or used this information is also unlikely to cause harm.

**Access to and location of PII:** The information is accessed by IT staff members who detect security breaches, as well as the team members themselves. The PII needs to be readily available to teleworkers and to on-call IT staff members so that incident responses can be initiated quickly.

Taking into account these factors, the agency determines that unauthorized access to the roster would likely cause little or no harm, and it chooses to assign the PII confidentiality impact level of *low*.<sup>42</sup>

### 3.3.2 Example 2: Intranet Activity Tracking

An organization maintains a web use audit log for an intranet web site accessed by employees. The web use audit log contains the following:

- The user's IP address
- The Uniform Resource Locator (URL) of the web site the user was viewing immediately before coming to this web site (i.e., referring URL)
- The date and time the user accessed the web site
- The web pages or topics accessed within the organization's web site (e.g., organization security policy).

**Identifiability:** By itself, the log does not contain any directly identifiable data. However, the organization has a closely-related system with a log that contains domain login information records, which include user IDs and corresponding IP addresses. Administrators who have access to both systems and their logs could correlate information between the logs and identify individuals. Potentially, information could be stored about the actions of most of the organization's users involving web access to intranet resources. The organization has a small number of administrators who have access to both systems and both logs.

**Quantity of PII:** The log contains a large number of records containing linked PII.

**Data field sensitivity:** The information on which internal web pages and topics were accessed could potentially cause some embarrassment if the pages involved certain human resources-related subjects, such as a user searching for information on substance abuse programs. However, since the logging is limited to use of intranet-housed information, the amount of potentially embarrassing information is minimal.

**Context of use:** Creation of the logs is known to all staff members through the organization's acceptable use policies. The release of the information would be unlikely to cause harm, other than potential embarrassment for a small number of users.

**Access to and location of PII:** The log is accessed by a small number of system administrators when troubleshooting operational problems and also occasionally by a small number of incident response

---

<sup>42</sup> This scenario is presented for illustrative purposes only. It is possible that this type of information could be used for a social engineering attack. Organizations may consider their particular circumstances and assign a higher impact level for this scenario.

personnel when investigating incidents. All access to the log occurs only from the organization's own systems.

Taking into account these factors, the organization determines that a breach of the log's confidentiality would likely cause little or no harm, and it chooses to assign the PII confidentiality impact level of *low*.

### 3.3.3 Example 3: Fraud, Waste, and Abuse Reporting Application

A database contains web form submissions by individuals claiming possible fraud, waste, or abuse of organizational resources and authority. Some of the submissions include serious allegations, such as accusing individuals of accepting bribes or not enforcing safety regulations. The submission of contact information is not prohibited, and individuals often enter their personal information in the form's narrative text field. The web site is hosted by a server that logs IP address and referring web site information.

**Identifiability:** By default, the database does not request PII, but a significant percentage of users choose to provide PII. The web log contains IP addresses, which could be identifiable. However, the log information is not linked or readily linkable with the database or other sources to identify specific individuals.

**Quantity of PII:** A recent estimate indicated that the database has approximately 50 records with PII out of nearly 1000 total records.

**Data field sensitivity:** The database's narrative text field contains user-supplied text and frequently includes information such as name, mailing address, email address, and phone numbers.

**Context of use:** Because of the nature of the submissions (i.e., reporting claims of fraud, waste, or abuse), the disclosure of individuals' identities would likely cause some of the individuals making the claims to fear retribution by management and peers. Additionally, it could negatively impact individuals about whom accusations are made. The ensuing harm could include blackmail, severe emotional distress, loss of employment, and physical harm. A breach would also undermine employee and public trust in the organization.

**Access to and location of PII:** The database is only accessed by a few people who investigate fraud, waste, and abuse claims. All access to the database occurs only from the organization's internal systems.

Taking into account these factors, the organization determines that a breach of the database's confidentiality would likely cause catastrophic harm to some of the individuals and chooses to assign the PII confidentiality impact level of *high*.

## 4. PII Confidentiality Safeguards

PII should be protected through a combination of measures, including operational safeguards, privacy-specific safeguards, and security controls. Many of these measures also correspond to several of the Fair Information Practices. Organizations should use a risk-based approach for protecting the confidentiality of PII. The PII safeguards provided in this section are complementary to other safeguards for data and may be used as one part of an organization's comprehensive approach to protecting the confidentiality of PII and implementing the Fair Information Practices.

### 4.1 Operational Safeguards

This section describes two types of operational safeguards for PII protection: policy and procedure creation; and education, training, and awareness. Organizations can choose whether these policy, education, and awareness activities are combined with related security controls (e.g., AT-1, AT-2) or are separated as part of a privacy program.

As agencies work to establish a variety of safeguards to protect the confidentiality of PII, they must also ensure that mechanisms are in place to make certain that individuals are held accountable for implementing these controls adequately and that the controls are functioning as intended. Accountability is also an important Fair Information Practice. In this context, agencies may already have some pre-established processes for providing oversight and accountability for the implementation of key controls, such as those related to information system assessment and authorization, Privacy Impact Assessments, and Privacy Act compliance. However, some additional oversight mechanisms or amendments to pre-existing procedures could be necessary to ensure that all measures for protecting PII are being considered and properly implemented.

#### 4.1.1 Policy and Procedure Creation

Organizations should develop comprehensive policies and procedures for handling PII at the organization level, the program or component level, and where appropriate, at the system level.<sup>43</sup> Some types of policies include foundational privacy principles, privacy rules of behavior, policies that implement laws and other mandates, and system-level policies. The foundational privacy principles reflect the organization's privacy objectives. Foundational privacy principles may also be used as a guide against which to develop additional policies and procedures. Privacy rules of behavior policies provide guidance on the proper handling of PII, as well as the consequences for failure to comply with the policy. Some policies provide guidance on implementing laws and OMB guidance in an organization's environment based upon the organization's authorized business purposes and mission. Organizations should consider developing privacy policies and associated procedures for the following topics:

- Access rules for PII within a system
- PII retention schedules and procedures
- PII incident response and data breach notification

<sup>43</sup> There are laws and OMB guidance that provide agency requirements for policy development. For example, OMB Memorandum 05-08 requires that a "senior agency official must...have a central policy-making role in the agency's development and evaluation of legislative, regulatory and other policy proposals which implicate information privacy issues..." Additionally, the Privacy Act requires agencies to "establish rules of conduct for persons involved in the design, development, operation, or maintenance of any system of records, or in maintaining any record, and instruct each such person with respect to such rules and the requirements of..." the Privacy Act "including any other rules and procedures adopted...and the penalties for noncompliance." 5 U.S.C. § 552a(e)(9).

- Privacy in the system development life cycle process
- Limitation of collection, disclosure, sharing, and use of PII
- Consequences for failure to follow privacy rules of behavior.

If the organization permits access to or transfer of PII through interconnected systems external to the organization or shares PII through other means, the organization should implement the appropriate documented agreements for roles and responsibilities, restrictions on further sharing of the information, requirements for notification to each party in the case of a breach, minimum security controls, and other relevant factors. Also, Interconnection Security Agreements (ISA) should be used for technical requirements as necessary.<sup>44</sup> These agreements ensure that the partner organizations abide by rules for handling, disclosing, sharing, transmitting, retaining, and using the organization's PII.

PII maintained by the organization should also be reflected in the organization's incident response policies and procedures. A well-defined incident response capability helps the organization detect incidents rapidly, minimize loss and destruction, identify weaknesses, and restore IT operations rapidly. OMB M-07-16 sets out specific requirements for reporting incidents involving the loss or inappropriate disclosure of PII. For additional information, see Section 5.

#### 4.1.2 Awareness, Training, and Education

Awareness, training, and education are distinct activities, each critical to the success of privacy and security programs.<sup>45</sup> Their roles related to protecting PII are briefly described below. Additional information on privacy education, training, and awareness is available in NIST SP 800-50, *Building an Information Technology Security Awareness and Training Program*.

Awareness efforts are designed to change behavior or reinforce desired PII practices. The purpose of awareness is to focus attention on the protection of PII. Awareness relies on using attention-grabbing techniques to reach all different types of staff across an organization. For PII protection, awareness methods include informing staff of new scams that are being used to steal identities, providing updates on privacy items in the news such as government data breaches and their effect on individuals and the organization, providing examples of how staff members have been held accountable for inappropriate actions, and providing examples of recommended privacy practices.

The goal of training is to build knowledge and skills that will enable staff to protect PII. Laws and regulations may specifically require training for staff, managers, and contractors. An organization should have a training plan and implementation approach, and an organization's leadership should communicate the seriousness of protecting PII to its staff. Organizational policy should define roles and responsibilities for training; training prerequisites for receiving access to PII; and training periodicity and refresher training requirements. To reduce the possibility that PII will be accessed, used, or disclosed inappropriately, all individuals that have been granted access to PII should receive appropriate training and, where applicable, specific role-based training. Depending on the roles and functions involving PII, important topics to address may include:

- The definition of PII

<sup>44</sup> See NIST SP 800-47, *Security Guide for Interconnecting Information Technology Systems*, <http://csrc.nist.gov/publications/PubsSPs.html>.

<sup>45</sup> Some organizations have chosen to combine their security and privacy awareness, education, and training, whereas other organizations have chosen to keep them separate. Additionally, the Privacy Act and OMB guidance specifically require privacy training.

- Applicable privacy laws, regulations, and policies
- Restrictions on data collection, storage, and use of PII
- Roles and responsibilities for using and protecting PII
- Appropriate disposal of PII
- Sanctions for misuse of PII
- Recognition of a security or privacy incident involving PII
- Retention schedules for PII
- Roles and responsibilities in responding to PII-related incidents and reporting.

Education develops a common body of knowledge that reflects all of the various specialties and aspects of PII protection. It is used to develop privacy professionals who are able to implement privacy programs that enable their organizations to proactively respond to privacy challenges.

## 4.2 Privacy-Specific Safeguards<sup>46</sup>

Privacy-specific safeguards are controls for protecting the confidentiality of PII. These controls provide types of protections not usually needed for other types of data. Privacy-specific safeguards help organizations collect, maintain, use, and disseminate data in ways that protect the confidentiality of the data.

### 4.2.1 Minimizing the Use, Collection, and Retention of PII

The practice of minimizing the use, collection, and retention of PII is a basic privacy principle.<sup>47</sup> By limiting PII collections to the least amount necessary to conduct its mission, the organization may limit potential negative consequences in the event of a data breach involving PII. Organizations should consider the total amount of PII used, collected, and maintained, as well as the types and categories of PII used, collected, and maintained. This general concept is often abbreviated as the “minimum necessary” principle. PII collections should only be made where such collections are essential to meet the authorized business purpose and mission of the organization. If the PII serves no current business purpose, then the PII should no longer be used or collected.

Also, an organization should regularly review<sup>48</sup> its holdings of previously collected PII to determine whether the PII is still relevant and necessary for meeting the organization’s business purpose and mission.<sup>49</sup> If PII is no longer relevant and necessary, then PII should be properly destroyed. The destruction or disposal of PII must be conducted in accordance with any litigation holds and the Federal Records Act and records control schedules approved by the National Archives and Records Administration (NARA).<sup>50</sup> Organizations should also ensure that retired hardware has been properly

<sup>46</sup> Portions of this section were submitted as contributions to the ISO/IEC 29100 *Privacy Framework* draft standard.

<sup>47</sup> Fair Information Practices are also referred to as privacy principles. See Appendix D for additional information.

<sup>48</sup> The frequency of reviews should be done in accordance with laws, regulations, mandates, and organizational policies that apply to the collection of PII.

<sup>49</sup> The Privacy Act requires that Federal agencies only maintain records relevant and necessary to their mission. 5 U.S.C. § 552a(e)(1). Also, OMB directed Federal agencies to review their PII holdings annually and to reduce their holdings to the minimum necessary for proper performance of their missions. OMB M-07-16.

<sup>50</sup> The Federal Records Act, 44 U.S.C. § 3301, defines records as “[a]ll books, papers, maps, photographs, machine-readable materials, or other documentary materials, regardless of physical form or characteristics, made or received by an agency of the United States Government under Federal law or in connection with the transaction of public business and preserved or



sanitized before disposal (e.g., no disk images contain PII, the hard drive has been properly sanitized).<sup>51</sup> The effective management and prompt disposal of PII, in accordance with NARA-approved disposition schedules, will minimize the risk of unauthorized disclosure.

#### 4.2.2 Conducting Privacy Impact Assessments

PIAs are structured processes for identifying and mitigating privacy risks, including risks to confidentiality, within an information system. According to OMB, PIAs are “structured reviews of how information is handled: (i) to ensure handling conforms to applicable legal, regulatory, and policy requirements, (ii) to determine the risks and effects of collecting, maintaining and disseminating information in identifiable form<sup>52</sup> in an electronic information system, and (iii) to identify and evaluate protections and alternative processes for handling information to mitigate potential privacy risks.”<sup>53</sup> If used effectively, a PIA should address confidentiality risks at every stage of the system development life cycle (SDLC). Many organizations have established their own templates that provide the basis for conducting a PIA. The following are some topics that are commonly addressed through the use of a PIA:

- What information is to be collected
- Why the information is being collected
- The intended use of the information
- With whom the information will be shared
- How the information will be secured
- What choices the agency made regarding an IT system or collection of information as a result of performing the PIA.

#### 4.2.3 De-Identifying Information

Full data records are not always necessary, such as for some forms of research, resource planning, and examinations of correlations and trends. The term *de-identified information* is used to describe records that have had enough PII removed or *obscured*, also referred to as masked or obfuscated, such that the remaining information does not identify an individual and there is no reasonable basis to believe that the information can be used to identify an individual.<sup>54</sup> De-identified information can be re-identified

---

appropriate for preservation by that agency or its legitimate successor as evidence of the organization, functions, policies, decisions, procedures, operations, or other activities of the Government or because of the informational value of the data in them.” Agencies are required to create and maintain “adequate and proper documentation” of their organization, mission, functions, etc., and may not dispose of records without the approval of the Archivist of the United States. This approval is granted through the General Records Schedules (GRS) and agency specific records schedules.

<sup>51</sup> For more information on media sanitization, see NIST SP 800-88, *Guidelines for Media Sanitization*, [http://csrc.nist.gov/publications/nistpubs/800-88/NISTSP800-88\\_rev1.pdf](http://csrc.nist.gov/publications/nistpubs/800-88/NISTSP800-88_rev1.pdf).

<sup>52</sup> See Appendix C for additional information about information in identifiable form (IIF).

<sup>53</sup> OMB M-03-22, *Guidance for Implementing the Privacy Provisions of the E-Government Act of 2002*, <http://www.whitehouse.gov/omb/memoranda/m03-22.html>. For additional PIA information specific to Federal agencies, see Appendix B.

<sup>54</sup> For the purpose of analysis, the definition for de-identified information used in this document is loosely based on the requirements for de-identified data defined in the HIPAA Privacy Rule, and it is generalized to apply to all PII. This definition differs from the HIPAA definition in that it is applied to all PII and does not specifically require the removal of all 18 data elements described by the HIPAA Privacy Rule. The HIPAA Privacy Rule recognizes two ways to de-identify data such that it is no longer considered to be protected health information (PHI). First, 18 specific fields can be removed, such as name, SSN, and phone number. Second, a person with appropriate knowledge and experience in statistical methods

(rendered distinguishable) by using a code, algorithm, or pseudonym that is assigned to individual records. The code, algorithm, or pseudonym should not be derived from other related information<sup>55</sup> about the individual, and the means of re-identification should only be known by authorized parties and not disclosed to anyone without the authority to re-identify records. A common de-identification technique for obscuring PII is to use a one-way cryptographic function, also known as a hash function, on the PII.<sup>56</sup> De-identified information can be assigned a PII confidentiality impact level of *low*, as long as the following are both true:

- The re-identification algorithm, code, or pseudonym is maintained in a separate system, with appropriate controls in place to prevent unauthorized access to the re-identification information.
- The data elements are not linkable, via public records or other reasonably available external records, in order to re-identify the data.

For example, de-identification could be accomplished by removing account numbers, names, SSNs, and any other identifiable information from a set of financial records. By de-identifying the information, a trend analysis team could perform an unbiased review on those records in the system without compromising the PII or providing the team with the ability to identify any individual. Another example is using health care test results in research analysis. All of the identifying PII fields can be removed, and the patient ID numbers can be obscured using pseudo-random data that is associated with a cross-reference table located in a separate system. The only means to reconstruct the original (complete) PII records is through authorized access to the cross-reference table.

Additionally, de-identified information can be aggregated for the purposes of statistical analysis, such as making comparisons, analyzing trends, or identifying patterns. An example is the aggregation and use of multiple sets of de-identified data for evaluating several types of education loan programs. The data describes characteristics of loan holders, such as age, gender, region, and outstanding loan balances. With this dataset, an analyst could draw statistics showing that 18,000 women in the 30-35 age group have outstanding loan balances greater than \$10,000. Although the original dataset contained distinguishable identities for each person, the de-identified and aggregated dataset would not contain linked or readily identifiable data for any individual.

#### 4.2.4 Anonymizing Information

*Anonymized information*<sup>57</sup> is defined as previously identifiable information that has been de-identified and for which a code or other association for re-identification no longer exists.<sup>58</sup> Anonymizing information

---

applies de-identification methods, determines the risk is very small, and documents the justification. 45 C.F.R. § 164.514, <http://www.hhs.gov/ocr/privacy/hipaa/administrative/privacyrule/index.html>

<sup>55</sup> This is not intended to exclude the application of cryptographic hash functions to the information.

<sup>56</sup> Hashing may not be appropriate for de-identifying information covered by HIPAA. 45 C.F.R. § 164.514 (c)(1) specifically excludes de-identification techniques where the code is derived from the PII itself. Organizations should consult their legal counsel for legal requirements related to de-identification and anonymization.

<sup>57</sup> For additional information about anonymity, see: A. Pfitzmann and M. Hansen, *A Terminology for Talking about Privacy by Data Minimization: Anonymity, Unlinkability, Undetectability, Unobservability, Pseudonymity, and Identity Management*, updated 2009, [http://dud.inf.tu-dresden.de/literatur/Anon\\_Terminology\\_v0.32.pdf](http://dud.inf.tu-dresden.de/literatur/Anon_Terminology_v0.32.pdf).

<sup>58</sup> Based on the Common Rule, which governs confidentiality requirements for research, 15 C.F.R. Part 27. Some organizations do not distinguish between the terms de-identified and anonymized information and use them interchangeably. Additionally, the amount of information available publicly and advances in computational technology make full anonymity of released datasets (e.g., census data and public health data) difficult to accomplish. For additional information, see: American Statistical Association, *Data Access and Personal Privacy: Appropriate Methods of Disclosure Control*, December 6, 2008, <http://www.amstat.org/news/statementondataaccess.cfm>.

usually involves the application of statistical disclosure limitation techniques<sup>59</sup> to ensure the data cannot be re-identified, such as:<sup>60</sup>

- **Generalizing the Data**—Making information less precise, such as grouping continuous values
- **Suppressing the Data**—Deleting an entire record or certain parts of records
- **Introducing Noise into the Data**—Adding small amounts of variation into selected data
- **Swapping the Data**—Exchanging certain data fields of one record with the same data fields of another similar record (e.g., swapping the ZIP codes of two records)
- **Replacing Data with the Average Value**—Replacing a selected value of data with the average value for the entire group of data.

Using these techniques, the information is no longer PII, but it can retain its useful and realistic properties.<sup>61</sup>

Anonymized information is useful for system testing.<sup>62</sup> Systems that are newly developed, newly purchased, or upgraded require testing before being introduced to their intended production (or live) environment. Testing generally should simulate real conditions as closely as possible to ensure the new or upgraded system runs correctly and handles the projected system capacity effectively. If PII is used in the test environment, it is required to be protected at the same level that it is protected in the production environment, which can add significantly to the time and expense of testing the system.

Randomly generating fake data in place of PII to test systems is often ineffective because certain properties and statistical distributions of PII may need to be retained to effectively test the system. There are tools available that substitute PII with synthetic data generated by anonymizing PII. The anonymized information retains the useful properties of the original PII, but the anonymized information is not considered to be PII. Anonymized data substitution is a privacy-specific protection measure that enables system testing while reducing the expense and added time of protecting PII. However, not all data can be readily anonymized (e.g., biometric data).

### 4.3 Security Controls

In addition to the PII-specific safeguards described earlier in this section, many types of security controls are available to safeguard the confidentiality of PII. Providing reasonable security safeguards is also a Fair Information Practice. Security controls are often already implemented on a system to protect other types of data processed, stored, or transmitted by the system. The security controls listed in NIST SP 800-53 address general protections of data and systems. The items listed below are some of the NIST SP 800-53 controls that can be used to help safeguard the confidentiality of PII. Note that some of these

<sup>59</sup> Both anonymizing and de-identifying should be conducted by someone with appropriate training. It may be helpful, as appropriate, to consult with a statistician to assess the level of risk with respect to possible unintended re-identification and improper disclosure. For additional information on statistical disclosure limitation techniques, see OMB's Statistical Policy Working Paper #22, <http://www.fcsm.gov/working-papers/spwp22.html>. See also Census Bureau, *Report on Confidentiality and Privacy 1790-2002*, <http://www.census.gov/prod/2003pubs/conmono2.pdf>.

<sup>60</sup> The Federal Committee on Statistical Methodology provides a checklist to assist in the assessment of risk for re-identification and improper disclosure. For additional information, see the Federal Committee on Statistical Methodology: Confidentiality and Data Access Committee, *Checklist on Disclosure Potential of Data Releases*, <http://www.fcsm.gov/committees/cdac/>.

<sup>61</sup> The retention of useful properties in anonymized data is dependent upon the statistical disclosure limitation technique applied.

<sup>62</sup> Anonymization is also commonly used by agencies to release datasets to the public for research purposes.

controls may not be in the recommended set of security controls for the baselines identified in NIST SP 800-53 (e.g., a control might only be recommended for high-impact systems). However, organizations may choose to provide greater protections than what is recommended; see Section 3.2 for a discussion of factors to consider when choosing the appropriate controls. In addition to the controls listed below, NIST SP 800-53 contains many other controls that can be used to help protect PII, such as incident response controls.

- **Access Enforcement (AC-3).** Organizations can control access to PII through access control policies and access enforcement mechanisms (e.g., access control lists). This can be done in many ways. One example is implementing role-based access control and configuring it so that each user can access only the pieces of data necessary for the user's role. Another example is only permitting users to access PII through an application that tightly restricts their access to the PII, instead of permitting users to directly access the databases or files containing PII.<sup>63</sup> Encrypting stored information is also an option for implementing access enforcement.<sup>64</sup> OMB M-07-16 specifies that Federal agencies must "encrypt, using only NIST certified cryptographic modules, all data on mobile computers/devices carrying agency data unless the data is determined not to be sensitive, in writing, by your Deputy Secretary or a senior-level individual he/she may designate in writing".
- **Separation of Duties (AC-5).** Organizations can enforce separation of duties for duties involving access to PII. For example, the users of de-identified PII data would not also be in roles that permit them to access the information needed to re-identify the records.
- **Least Privilege (AC-6).** Organizations can enforce the most restrictive set of rights/privileges or accesses needed by users (or processes acting on behalf of users) for the performance of specified tasks. Concerning PII, the organization can ensure that users who must access records containing PII only have access to the minimum amount of PII, along with only those privileges (e.g., read, write, execute) that are necessary to perform their job duties.
- **Remote Access (AC-17).** Organizations can choose to prohibit or strictly limit remote access to PII. If remote access is permitted, the organization should ensure that the communications are encrypted.
- **User-Based Collaboration and Information Sharing (AC-21).** Organizations can provide automated mechanisms to assist users in determining whether access authorizations match access restrictions, such as contractually-based restrictions, for PII.
- **Access Control for Mobile Devices (AC-19).** Organizations can choose to prohibit or strictly limit access to PII from portable and mobile devices, such as laptops, cell phones, and personal digital assistants (PDA), which are generally higher-risk than non-portable devices (e.g., desktop computers at the organization's facilities). Some organizations may choose to restrict remote access involving higher-impact instances of PII so that the information will not leave the organization's physical boundaries. If access is permitted, the organization can ensure that the devices are properly secured and regularly scan the devices to verify their security status (e.g., anti-malware software enabled and up-to-date, operating system fully patched).
- **Auditable Events (AU-2).** Organizations can monitor events that affect the confidentiality of PII, such as unauthorized access to PII.

<sup>63</sup> For example, suppose that an organization has a database containing thousands of records on employees' benefits. Instead of allowing a user to have full and direct access to the database, which could allow the user to save extracts of the database records to the user's computer, removable media, or other locations, the organization could permit the user to access only the necessary records and record fields. A user could be restricted to accessing only general demographic information and not any information related to the employees' identities.

<sup>64</sup> Additional encryption guidelines and references can be found in FIPS 140-2: *Security Requirements for Cryptographic Modules*, <http://csrc.nist.gov/publications/PubsFIPS.html>.

- **Audit Review, Analysis, and Reporting (AU-6).** Organizations can regularly review and analyze information system audit records for indications of inappropriate or unusual activity affecting PII, investigate suspicious activity or suspected violations, report findings to appropriate officials, and take necessary actions.
- **Identification and Authentication (Organizational Users) (IA-2).** Users can be uniquely identified and authenticated before accessing PII.<sup>65</sup> The strength requirement for the authentication mechanism depends on the impact level of the PII and the system as a whole. OMB M-07-16 specifies that Federal agencies must “allow remote access only with two-factor authentication where one of the factors is provided by a device separate from the computer gaining access,” and also must “use a ‘time-out’ function for remote access and mobile devices requiring user re-authentication after thirty minutes of inactivity.”
- **Media Access (MP-2).** Organizations can restrict access to information system media containing PII, including digital media (e.g., CDs, USB flash drives, backup tapes) and non-digital media (e.g., paper, microfilm). This could also include portable and mobile devices with a storage capability.
- **Media Marking (MP-3).** Organizations can label information system media and output containing PII to indicate how it should be distributed and handled. The organization could exempt specific types of media or output from labeling so long as it remains within a secure environment. Examples of labeling are cover sheets on printouts and paper labels on digital media.
- **Media Storage (MP-4).** Organizations can securely store PII, both in paper and digital forms, until the media are destroyed or sanitized using approved equipment, techniques, and procedures. One example is the use of storage encryption technologies to protect PII stored on removable media.
- **Media Transport (MP-5).** Organizations can protect digital and non-digital media and mobile devices containing PII that is transported outside the organization’s controlled areas. Examples of protective safeguards are encrypting stored information and locking the media in a container.
- **Media Sanitization (MP-6).** Organizations can sanitize digital and non-digital media containing PII before it is disposed or released for reuse.<sup>66</sup> An example is degaussing a hard drive—applying a magnetic field to the drive to render it unusable.
- **Transmission Confidentiality (SC-9).** Organizations can protect the confidentiality of transmitted PII. This is most often accomplished by encrypting the communications or by encrypting the information before it is transmitted.<sup>67</sup>
- **Protection of Information at Rest (SC-28).** Organizations can protect the confidentiality of PII at rest, which refers to information stored on a secondary storage device, such as a hard drive or backup tape. This is usually accomplished by encrypting the stored information.
- **Information System Monitoring (SI-4).** Organizations can employ automated tools to monitor PII internally or at network boundaries for unusual or suspicious transfers or events. An example is the use of data loss prevention technologies.

---

<sup>65</sup> For additional information about authentication, see NIST SP 800-63, *Electronic Authentication Guideline*.

<sup>66</sup> For more information on media sanitization, see NIST SP 800-88, *Guidelines for Media Sanitization*.

<sup>67</sup> NIST has several publications on this topic that are available from <http://csrc.nist.gov/publications/PubsSPs.html>.

## 5. Incident Response for Breaches Involving PII

Handling incidents and breaches involving PII is different from regular incident handling and may require additional actions by an organization.<sup>68</sup> Breaches involving PII can receive considerable media attention, which can greatly harm an organization's reputation and reduce the public's trust<sup>69</sup> in the organization. Moreover, affected individuals can be subject to embarrassment, identity theft, or blackmail as the result of a breach involving PII. Due to these particular risks of harm, organizations should develop additional policies, such as determining when and how individuals should be notified, when and if a breach should be reported publicly, and whether to provide remedial services, such as credit monitoring, to affected individuals. Organizations should integrate these additional policies into their existing incident handling response policies.<sup>70</sup>

Management of incidents involving PII often requires close coordination among personnel from across the organization, such as the CIO, CPO, system owner, data owner, legal counsel, and public relations officer. Because of this need for close coordination, organizations should establish clear roles and responsibilities to ensure effective management when an incident occurs.

FISMA requires Federal agencies to have procedures for handling information security incidents, and it directed OMB to ensure the establishment of a central Federal information security incident center, which is the U.S. Computer Emergency Readiness Team (US-CERT). Additionally, NIST provided guidance on security incident handling in NIST SP 800-61 Revision 1, *Computer Security Incident Handling Guide*. In 2007, OMB issued M-07-16, which provided specific guidance to Federal agencies for handling incidents involving PII.<sup>71</sup>

Incident response plans should be modified to handle breaches involving PII. Incident response plans should also address how to minimize the amount of PII necessary to adequately report and respond to a breach. NIST SP 800-61 Revision 1 describes four phases of handling security incidents. Specific policies and procedures for handling breaches involving PII can be added to each of the following phases identified in NIST SP 800-61: preparation; detection and analysis; containment, eradication, and recovery; and post-incident activity. This section provides additional details on PII-specific considerations for each of these four phases.

### 5.1 Preparation

Preparation requires the most effort because it sets the stage to ensure the breach is handled appropriately. Organizations should build their response plans for breaches involving PII into their existing incident response plans. The development of response plans for breaches involving PII requires organizations to make many decisions about how to handle breaches involving PII, and the decisions should be used to develop policies and procedures. The policies and procedures should be communicated to the organization's entire staff through training and awareness programs. Training may include tabletop

<sup>68</sup> For the purposes of this document, incident and breach are used interchangeably to mean any violation or imminent threat of violation of privacy or computer security policies, acceptable use policies, privacy rules of behavior, or standard computer security practices. Modified from NIST SP 800-61 Revision 1.

<sup>69</sup> According to a 2007 Government Privacy Trust Survey conducted by the Ponemon Institute, a Federal department fell from being a top five most trusted agency in 2006 to just above the bottom five least trusted agencies after the highly publicized breach of millions of PII records in 2006. <http://www.govexec.com/dailyfed/0207/022007tdpm1.htm>.

<sup>70</sup> Some organizations choose to have separate policies and procedures for incidents and breaches of PII, which may involve the use of a separate privacy incident response team. If the policies and procedures are separate for incidents and breaches involving PII, then the security incident response plan should be amended so that staff members know when to follow the separate policies and procedures for incidents and breaches involving PII.

<sup>71</sup> Organizations may also want to review *Combating ID Theft: A Strategic Plan* from the President's Task Force on Identity Theft, April 2007, at: <http://www.idtheft.gov/>.

exercises to simulate an incident and test whether the response plan is effective and whether the staff members understand and are able to perform their roles effectively. Training programs should also inform employees of the consequences of their actions for inappropriate use and handling of PII.

The organization should determine if existing processes are adequate, and if not, establish a new incident reporting method for employees to report suspected or known incidents involving PII. The method could be a phone hotline, email, online form, or a management reporting structure in which employees know to contact a specific person within the management chain. Employees should be able to report any breach involving PII immediately on any day, at any time. Additionally, employees should be provided with a clear definition of what constitutes a breach involving PII and what information needs to be reported. The following information is helpful to obtain from employees who are reporting a known or suspected breach involving PII.<sup>72</sup>

- Person reporting the incident
- Person who discovered the incident
- Date and time the incident was discovered
- Nature of the incident
- Name of system and possible interconnectivity with other systems
- Description of the information lost or compromised
- Storage medium from which information was lost or compromised
- Controls in place to prevent unauthorized use of the lost or compromised information
- Number of individuals potentially affected
- Whether law enforcement was contacted.

Federal agencies are required to report all known or suspected breaches involving PII, in any format, to US-CERT within one hour.<sup>73</sup> To meet this obligation, organizations should proactively plan their breach notification response. A breach involving PII may require notification to persons external to the organization, such as law enforcement, financial institutions, affected individuals, the media, and the public.<sup>74</sup> Organizations should plan in advance how, when, and to whom notifications should be made. Organizations should conduct training sessions on interacting with the media regarding incidents. Additionally, OMB M-07-16 requires federal agencies to include the following elements in their plans for handling breach notification:

- Whether breach notification to affected individuals is required<sup>75</sup>
- Timeliness of the notification
- Source of the notification
- Contents of the notification

<sup>72</sup> U.S. Department of Commerce, *Breach Notification Response Plan*, September 28, 2007

<sup>73</sup> In M-07-16, OMB required Federal agencies to report all known or suspected PII breaches to US-CERT within one hour. This document does not change or affect any US-CERT reporting requirements as required by OMB, other NIST guidance, US-CERT, or statute.

<sup>74</sup> For additional information about communications with external parties, such as the media, see NIST SP 800-61 Revision 1.

<sup>75</sup> For Federal agencies, notification to US-CERT is always required.

- Means of providing the notification
- Who receives the notification; public outreach response
- What actions were taken and by whom

Additionally, organizations should establish a committee or person responsible for using the breach notification policy to coordinate the organization's response. Organizations also need to determine how incidents involving PII will be tracked within the organization.

The organization should also determine what circumstances require the organization to provide remedial assistance to affected individuals, such as credit monitoring services. The PII confidentiality impact level should be considered for this determination because it provides an analysis of the likelihood of harm for the loss of confidentiality for each instance of PII.

## 5.2 Detection and Analysis

Organizations may continue to use their current detection and analysis technologies and techniques for handling incidents involving PII. However, adjustments to incident handling processes may be necessary, such as ensuring that the analysis process includes an evaluation of whether an incident involves PII. Detection and analysis should focus on both known and suspected breaches involving PII. Detection of an incident involving PII also requires reporting internally, to US-CERT, and externally, as appropriate.

## 5.3 Containment, Eradication, and Recovery

Existing technologies and techniques for containment, eradication, and recovery may be used for breaches involving PII. However, changes to incident handling processes may be necessary, such as performing additional media sanitization steps when PII needs to be deleted from media during recovery.<sup>76</sup> PII should not be sanitized until a determination has been made about whether the PII must be preserved as evidence.<sup>77</sup> Particular attention should be paid to using proper forensics techniques<sup>78</sup> to ensure preservation of evidence. Additionally, it is important to determine whether PII was accessed and how many records or individuals were affected.

## 5.4 Post-Incident Activity

As with other security incidents, information learned through detection, analysis, containment, and recovery should be collected for sharing within the organization and with the US-CERT to help protect against future incidents. The incident response plan should be continually updated and improved based on the lessons learned during each incident. Lessons learned might also indicate the need for additional training, security controls, or procedures to protect against future incidents.

Additionally, the organization should use its response policy, developed during the planning phase, to determine whether the organization should provide affected individuals with remedial assistance. When providing notice to individuals, organizations should make affected individuals aware of their options,

---

<sup>76</sup> For additional information on media sanitization, see NIST SP 800-88.

<sup>77</sup> Often, information involved with an incident will need to be preserved in preparation for prosecution or litigation related to the incident. Legal counsel should be consulted before any PII is sanitized.

<sup>78</sup> For additional information, see NIST SP 800-86, *Guide to Integrating Forensic Techniques into Incident Response*, <http://csrc.nist.gov/publications/nistpubs/800-86/SP800-86.pdf>.



such as obtaining a free copy of their credit report, obtaining a freeze credit report, placing a fraud alert on their credit report, or contacting their financial institutions.<sup>79</sup>

---

<sup>79</sup> Organizations may need to provide other types of remedial assistance for breaches that would cause harm unrelated to identity theft and financial crimes, such as PII maintained for law enforcement, medical care, or homeland security.

## Appendix A—Scenarios for PII Identification and Handling

Exercises involving PII scenarios within an organization provide an inexpensive and effective way to build skills necessary to identify potential issues with how the organization identifies and safeguards PII. Individuals who participate in these exercises are presented with a brief PII scenario and a list of general and specific questions related to the scenario. After reading the scenario, the group then discusses each question and determines the most appropriate response for their organization. The goal is to determine what the participants would really do and to compare that with policies, procedures, and generally recommended practices to identify any discrepancies or deficiencies and decide upon appropriate mitigation techniques.

The general questions listed below are applicable to almost any PII scenario. After the general questions are scenarios, each of which is followed by additional scenario-specific questions. Organizations are encouraged to adapt these questions and scenarios for use in their own PII exercises. Also, additional scenarios and questions specific to PII incident handling are available from NIST SP 800-61 Revision 1, *Computer Security Incident Handling Guide*.<sup>80</sup>

### A.1 General Questions

1. What procedures are in place to identify, assess, and protect the PII described in the scenario?
2. Which individuals have designated responsibilities within the organization to safeguard the PII described in the scenario?
3. To which people and groups within the organization should questions about PII or the possible misuse of PII be reported?
4. What could happen if the PII described in the scenario is not safeguarded properly?

### A.2 Scenarios

#### Scenario 1: A System Upgrade

An organization is redesigning and upgrading its physical access control systems, which consist of entry-way consoles that recognize ID badges, along with identity management systems and other components. As part of the redesign, several individual physical access control systems are being consolidated into a single system that catalogues and recognizes biometric template data (a facial image and fingerprint), employee name, employee identification number (an internal identification number used by the organization) and employee SSN. The new system will also contain scanned copies of “identity” documentation, including birth certificates, driver’s licenses, and/or passports. In addition, the system will maintain a log of all access (authorized or unauthorized) attempts by a badge. The log contains employee identification numbers and timestamps for each access attempt.

1. What information in the system is PII?
2. What is the PII confidentiality impact level? What factors were taken into consideration when making this determination?

<sup>80</sup> SP 800-61 Revision 1 is available at <http://csrc.nist.gov/publications/PubsSPs.html>.

3. By consolidating data into a single system, does it create additional vulnerabilities that could result in harm to the individual? What additional controls could be put in place to mitigate the risk?
4. Is all of the information necessary for the system to function? Is there a way to minimize the information in the system? Could PII on the system be replaced with anonymized data that is not PII?
5. Is the organization required to conduct a PIA for this system?

## **Scenario 2: Protecting Survey Data**

Recently, an organization emailed to individuals a link to an online survey, which was designed to gather feedback about the organization's services. The organization identified each individual by name, email address, and an organization-assigned ID number. The majority of survey questions asked individuals to express their satisfaction or dissatisfaction with the organization, but there were also questions asking individuals to provide their ZIP code along with demographic details on their age, income level, educational background, and marital status.

The following are additional questions for this scenario:

1. Which data elements collected through this survey should be considered PII?
2. What is the PII confidentiality impact level? What factors were taken into consideration when making this determination?
3. How are determinations made as to which data from the survey is relevant to the organization's operations? Does the Paperwork Reduction Act apply? What happens to data that is deemed unnecessary?
4. What privacy-specific safeguards might help protect the PII collected and retained from this survey?
5. What other types of controls for safeguarding data (that are not necessarily specific to safeguarding PII) might be used to protect the data from the responses?

## **Scenario 3: Completing Work at Home**

An organization's employee needed to leave early for a doctor's appointment, but the employee was not finished with her work for the day and had no leave time available. Since she had the same spreadsheet application at home, she decided to email a data extract as an attachment to her personal email address and finish her work at home that evening. The data extract was downloaded from an access-controlled human resources database located on a server within the organization's security perimeter. The extract contained employee names, identification numbers, dates of birth, salary information, manager names, addresses, phone numbers, and positions. As she was leaving, she remembered that she had her personal USB flash drive in her purse. She decided the USB drive would be good to use in case she had an attachment problem with the email she had already sent. Although much of the USB drive's space was taken up with family photos she had shared with her coworkers earlier in the day, there was still enough room to add the data extract. She copied the data extract and dropped it in her purse as she left for her appointment. When she arrived home that evening, she plugged the USB drive into her family's computer and used her spreadsheet application to analyze the data.

The following are additional questions for this scenario:

1. Which data elements contained in this data extract should be considered PII?
2. What is the PII confidentiality impact level? What factors were taken into consideration when making this determination?
3. What privacy-specific safeguards might help protect the PII contained in the data extract?
4. What should the employee do if her purse (containing the USB drive) is stolen? What should the organization do? How could the employer have prevented this situation?
5. What should the employee do with the copies of the extract when she finishes her work?
6. Should the emailing of the extract to a personal email address be considered a breach? Should storing the data on the personal USB drive be considered a breach?
7. What could the organization do to reduce the likelihood of similar events in the future?
8. How should this scenario be handled if the information is a list of de-identified retirement income statistics? Would the previous questions be answered differently?

#### **Scenario 4: Testing Systems**

An organization needed to test an upgrade to its fingerprint matching system before the upgrade could be introduced into the production environment. Because it is difficult to simulate fingerprint image and template data, the organization used real biometric image and template data to test the system. In addition to the fingerprint images and templates, the system also processed the demographic data associated with each fingerprint image, including name, age, sex, race, date of birth, and nationality. After successful completion of the testing, the organization upgraded its production system.

1. Which data elements contained in this system test should be considered PII?
2. What is the PII confidentiality impact level? What factors were taken into consideration when making this determination?
3. What privacy-specific safeguards might help protect the PII used in this test?
4. Is a PIA required to conduct this testing? Is a PIA required to complete the production system upgrade?
5. What should the organization do with the data used for testing when it completes the upgrade?

## Appendix B—Frequently Asked Questions (FAQ)

Privacy and security leadership and staff, as well as others, may have questions about identifying, handling, and protecting the confidentiality of personally identifiable information (PII). This appendix contains frequently asked questions (FAQ) related to PII. Organizations are encouraged to customize this FAQ and make it available to their user community.

### 1. What is personally identifiable information (PII)?

PII is “any information about an individual maintained by an agency, including (1) any information that can be used to distinguish or trace an individual’s identity, such as name, social security number, date and place of birth, mother’s maiden name, or biometric records; and (2) any other information that is linked or linkable to an individual, such as medical, educational, financial, and employment information.”<sup>81</sup>

### 2. What are examples of PII?

The following examples are meant to offer a cross-section of the types of information that could be considered PII, either singly or collectively, and is not an exhaustive list of all possibilities. Examples of PII include financial transactions, medical history, criminal history, employment history, individual’s name, social security number, passport number, driver’s license number, credit card number, vehicle registration, x-ray, patient ID number, and biometric data (e.g., retina scan, voice signature, facial geometry).<sup>82</sup>

### 3. Does the definition of *individual* apply to foreign nationals?

OMB defined the term *individual*, as used in the definition of PII, to mean a citizen of the United States or an alien lawfully admitted for permanent residence, which is based on the Privacy Act definition.<sup>83</sup> For the purpose of protecting the confidentiality of PII, organizations may choose to administratively expand the scope of application to foreign nationals without creating new legal rights. Expanding the scope may reduce administrative burdens and improve operational efficiencies in the protection of data by eliminating the need to maintain separate systems or otherwise separate data. Additionally, the status of citizen, alien, or legal permanent resident can change over time, which makes it difficult to accurately identify and separate the data of foreign nationals. Expanding the scope may also serve additional organizational interests, such as providing reciprocity for data sharing agreements with other organizations.

Agencies may also, consistent with individual practice, choose to extend the protections of the Privacy Act to foreign nationals without creating new judicially enforceable legal rights. For example, DHS has chosen to extend Privacy Act protections (e.g., access, correction) to foreign

<sup>81</sup> GAO Report 08-536, *Privacy: Alternatives Exist for Enhancing Protection of Personally Identifiable Information*, May 2008, <http://www.gao.gov/new.items/d08536.pdf>.

<sup>82</sup> Organizations may want to consider how PII relating to deceased individuals should be handled, such as continuing to protect its confidentiality or properly destroying the information. Organizations may want to base their considerations on any obligations to protect, organizational policies, or evaluation of organization-specific risk factors. With respect to organization-specific risk factors, there is a balancing act because PII relating to deceased individuals can both promote and prevent identity theft. For example, making available lists of deceased individuals can prevent some types of fraud, such as voter fraud. In contrast, PII of a deceased individual also could be used to open a credit card account or to set up a false cover for criminals. Organizations should consult with their legal counsel and privacy officer.

<sup>83</sup> OMB M-03-22, *OMB Guidance for Implementing the Privacy Provisions of the E-Government Act of 2002*, <http://www.whitehouse.gov/omb/memoranda/m03-22.html#1>.

nationals whose data resides in mixed systems, which are systems of records with information about both U.S. persons and non-U.S. persons.<sup>84</sup>

Organizations should consult with legal counsel to determine if they have an additional obligation to protect the confidentiality of the personal information relating to foreign nationals, such as the Immigration and Nationality Act, which requires the protection of the confidentiality of Visa applicant data.<sup>85</sup>

#### 4. How did the need for guidelines on protecting PII come about? Why is this important?

With the increased use of computers for the processing and dissemination of data, the protection of PII has become more important to maintain public trust and confidence in an organization, to protect the reputation of an organization, and to protect against legal liability for an organization. Recently, organizations have become more concerned about the risk of legal liability due to the enactment of many federal, state, and international privacy laws, as well as the increased opportunities for misuse that accompany the increased processing and dissemination of PII.

In the United States, Federal privacy laws are generally sector-based. For example, the Health Insurance Portability and Accountability Act of 1996 (HIPAA) applies to the health care sector, and the Gramm-Leach-Bliley Act of 1999 (GLBA) applies to the financial services sector. In contrast, many states have enacted their own generally applicable privacy laws, such as breach notification laws. Some U.S.-based organizations that conduct business abroad must also comply with international privacy laws, which vary greatly from country to country. Organizations are responsible for determining which laws apply to them based on sector and jurisdiction.

For Federal government agencies, the need to protect PII was first established by the Privacy Act of 1974. It required Federal agencies to protect PII and apply the Fair Information Practices to PII. Also, the Privacy Act required agencies to “establish appropriate administrative, technical, and physical safeguards to ensure the security and confidentiality of records and to protect against any anticipated threats or hazards to their security or integrity which could result in substantial harm, embarrassment, inconvenience, or unfairness to any individual on whom information is maintained.”

In response to the increased use of computers and the Internet to process government information, the E-Government Act of 2002 was enacted to ensure public trust in electronic government services. It required Federal agencies to conduct Privacy Impact Assessments (PIAs) and to maintain privacy policies on their web sites. The E-Government Act also directed OMB to issue implementation guidance to Federal agencies. In 2003, OMB issued M-03-22 to provide guidance on PIAs and web site privacy policies. OMB has continued to provide privacy guidance to Federal agencies on many PII protection topics such as remote access to PII, encryption of PII on mobile devices, and breach notification (see Appendix G for additional information).

Additionally, Federal agencies are required to comply with other privacy laws, such as the Children’s Online Privacy Protection Act (COPPA) and HIPAA (only if the agency acts as a health care provider or other covered entity as defined by the statute).

---

<sup>84</sup> See *DHS Privacy Policy Regarding Collection, Use Retention, and Dissemination of Information on Non-U.S. Persons*, [http://www.dhs.gov/xlibrary/assets/privacy/privacy\\_policyguide\\_2007-1.pdf](http://www.dhs.gov/xlibrary/assets/privacy/privacy_policyguide_2007-1.pdf).

<sup>85</sup> Immigration and Nationality Act, 8 U.S.C. § 1202.

## 5. What is the Privacy Act?

The Privacy Act of 1974 is the foundation of public sector privacy law in the U.S. It applies only to Federal agencies and provides a statutory basis for the required use of Fair Information Practices. The Privacy Act pertains only to data maintained within a System of Records (SOR), which means any “group of any records under the control of any agency from which information is retrieved by the name of the individual or by some identifying number, symbol, or other identifying particular assigned to the individual.”<sup>86</sup> Record is defined broadly to include any item of information about an individual, both paper and electronic.

The basic provisions of the Privacy Act include the following:

- Provide notice to individuals that explains:<sup>87</sup>
  - The authority for the data collection
  - The purpose of the data collection
  - Routine uses for the data
  - Effects, if any, of not providing the information
- Limit collection of data to the minimum necessary to accomplish the purpose of the agency
- Collect information directly from the person about whom the information pertains, if possible
- Maintain accuracy and completeness of the data
- Disclose the data to only those who need access for proper purposes, such as sharing for an identified routine use or to perform agency work
- Allow individuals to access data pertaining to them, request correction of wrong or incomplete data, and make an appeal for denials of requests for access and correction
- Maintain appropriate administrative, technical, and physical safeguards to ensure the security and confidentiality of the records.

Violations of the Privacy Act can result in civil and criminal liability.

Most information contained within a Privacy Act SOR is considered to be PII, but not all PII is contained within a Privacy Act SOR. Organizations that seek to protect systems (e.g., via security controls) containing PII may be able to realize efficiencies by coordinating with efforts to comply with the Privacy Act, as these activities will often be similar.

## 6. What is a Privacy Impact Assessment (PIA)? When do I need to conduct a PIA?

The E-Government Act of 2002 required Federal agencies to conduct PIAs, which are processes for identifying and mitigating privacy risks within an information system. PIAs should address risk at every stage of the system development life cycle (SDLC). Most organizations have established their

---

<sup>86</sup> 5 U.S.C. § 552a (a)(5).

<sup>87</sup> The Privacy Act also requires publication of general notice in the Federal Register, which is called a System of Records Notice (SORN).

own templates that provide the basis for conducting a PIA. The E-Government Act of 2002 requires Federal agencies to conduct PIAs when:

- Developing or procuring information technology that collects, maintains, or disseminates information that is in an identifiable form; or
- Initiating a new collection of information that—
  - Will be collected, maintained, or disseminated using information technology; and
  - Includes any information in an identifiable form permitting the physical or online contacting of a specific individual, if identical questions have been posed to, or identical reporting requirements imposed on, 10 or more persons, other than agencies, instrumentalities, or employees of the Federal Government.

The E-Government Act authorized OMB to provide Federal agencies with guidance on conducting PIAs, which resulted in OMB Memorandum 03-22. The Memorandum provided examples of system changes that create new privacy risks and trigger the requirement for a new PIA:

- **Conversions**—when paper-based records are to be converted to electronic systems
- **De-Identified to Identifiable**—when functions applied to an existing information collection change de-identified information into information in identifiable form
- **Significant System Management Changes**—when new uses of an existing information system, including application of new technologies, significantly change how information in identifiable form is managed in the system
- **Significant Merging**—when agencies adopt or alter business processes so that government databases holding information in identifiable form are merged, centralized, matched with other databases, or otherwise significantly manipulated
- **New Public Access**—when user-authenticating technology (e.g., password, digital certificate, biometric) is newly applied to an information system accessed by members of the public
- **Commercial Sources**—when agencies systematically incorporate into existing information systems databases of information in identifiable form purchased or obtained from commercial or public sources
- **New Interagency Uses**—when agencies work together on shared functions involving significant new uses or exchanges of information in identifiable form, such as the cross-cutting E-Government initiatives
- **Internal Flow or Collection**—when alteration of a business process results in significant new uses or disclosures of information or incorporation into the system of additional items of information in identifiable form
- **Alteration in Character of Data**—when new information in identifiable form added to a collection raises the risks to personal privacy (for example, the addition of health or financial information)



The E-Government Act requires publication of PIAs,<sup>88</sup> which must analyze and describe the following information:

- What information is to be collected
- Why the information is being collected
- The intended use of the information
- With whom the information will be shared
- What opportunities individuals have to decline to provide information (i.e., where providing information is voluntary) or to consent to particular uses of the information (other than required or authorized uses), and how individuals can grant consent
- How the information will be secured
- Whether a system of records is being created under the Privacy Act, 5 U.S.C. 552a
- What choices the agency made regarding an information system or collection of information as a result of performing the PIA.

## 7. What is the Paperwork Reduction Act?

The Paperwork Reduction Act (PRA) gives OMB and other Federal agencies responsibilities for the management of information resources.<sup>89</sup> The PRA is relevant to PII protection for two major reasons. First, it places privacy among the responsibilities of agency CIOs. However, the extent to which agency CIOs are responsible for privacy depends on a number of factors, including whether the agency is covered by any other statutory mandate for the designation of a chief privacy officer (CPO).<sup>90</sup> Second, the PRA created a process for OMB review and approval of Federal agency information collections from the public. This process is relevant to PII protection because it provides a mechanism for agencies to limit the collection of PII, as mandated by the Fair Information Practice of Collection Limitation. It is also relevant to PII protection because its terms partly define the scope of E-Government Act PIAs. The purpose of the PRA information collection review process is to minimize the burdens of paperwork on the public, minimize the cost of information collections, and increase the quality of Federal information.<sup>91</sup> The PRA requires Federal agencies to get clearance from OMB when an agency plans to collect information from ten or more persons using identical reporting, recordkeeping, or disclosure requirements. The term *persons* is defined broadly to include people, organizations, local government, etc., but it does not include Federal agencies or employees of Federal agencies when acting in their official capacities. Agencies must also provide notice of the collection in the Federal Register before submitting the information collection to OMB for clearance.

<sup>88</sup> An agency may exempt itself from this requirement if publication of the PIA would raise national security concerns or reveal classified or sensitive information.

<sup>89</sup> The PRA is codified at 44 U.S.C. § 3501, et seq. First enacted into law in 1980 (Pub. L. 96-511, Dec. 11, 1980), the PRA was significantly amended in 1995 (Pub. L. 104-13, May 22, 1995). The Clinger-Cohen Act of 1996 amended the PRA to make agency Chief Information Officers (CIO) responsible for carrying out agency responsibilities under the Act (sec. 5125(a), Pub. L. 104-106, 110 Stat. 684, Feb. 10, 1996).

<sup>90</sup> For example, chief (or senior) privacy officers are required by the Transportation, Treasury, Independent Agencies, and General Government Appropriations Act of 2005, for the agencies covered by that Act (sec. 522, Div. H, Pub. L. 108-447, Dec. 8, 2004), for the Department of Homeland Security by sec. 222, Homeland Security Act, Pub. L. 107-296, Nov. 25, 2002 (6 U.S.C. § 142), and for the Department of Justice by sec. 1174, Violence Against Women and Dept. of Justice Reauthorization Act of 2005, Pub. L. 109-162, Jan. 5, 2006 (28 U.S.C. § 509).

<sup>91</sup> For additional information, see: [http://ocio.os.doc.gov/ITPolicyandPrograms/Information\\_Collection/dev01\\_003742](http://ocio.os.doc.gov/ITPolicyandPrograms/Information_Collection/dev01_003742).

OMB reviews the proposed information collection and assigns a control number to the collection, which must be displayed on the collection form.

#### **8. What are the general risks to individuals and the organization if PII is misused?**

Depending on the type of information lost, an individual may suffer social, economic, or physical harm. If the information lost is sufficient to be exploited by an identity thief, the person can suffer, for example, from a loss of money, damage to credit, a compromise of medical records, threats, and/or harassment. The individual may suffer tremendous losses of time and money to address the damage. Other types of harm that may occur to individuals include denial of government benefits, blackmail, discrimination, and physical harm.

Organizations also face risks to their finances and reputation. If PII is misused, organizations may suffer financial losses in compensating the individuals, assisting them in monitoring their credit ratings, and addressing administrative concerns. In addition, recovering from a major breach is costly to many organizations in terms of time spent by key staff in coordinating and executing appropriate responses. If a loss of PII constitutes a violation of relevant law, the organization and/or its staff may be subject to criminal or civil penalties, or it may have to agree to receive close government scrutiny and oversight. Another major risk to organizations is that their public reputation and public confidence may be lost, potentially jeopardizing the organizations' ability to achieve their missions.

#### **9. What should I consider when reviewing restrictions on collecting PII?**

Key considerations to review are any legal requirements that could impact PII collections. One should ask what laws, regulations, and guidance are applicable to the organization considering the type of PII that is collected (e.g., Privacy Act, Paperwork Reduction Act, and the E-Government Act for general PII; HIPAA for health PII; GLBA for financial PII; COPPA for children's PII). An organization's legal counsel and privacy officer should always be consulted to determine whether there are restrictions on collecting PII.

Consistent with the Fair Information Practices of Collection Limitation and Use Limitation, one could more specifically ask if the collected PII is absolutely necessary to do business (i.e., does it support the business purpose of the system or the organization's mission?). If it does not serve a viable business purpose, then Federal agencies may not collect that PII. If the collection of PII does serve a business purpose, then it should be collected, used, shared, and disseminated appropriately.

#### **10. What is different about protecting PII compared to any other data, and how should PII be protected?**

In many cases, protection of PII is similar to protection of other data and includes protecting the confidentiality, integrity, and availability of the information. Most security controls used for other types of data are also applicable to the protection of PII. For PII, there are several privacy-specific safeguards, such as anonymization, minimization of PII collection, and de-identification.

In addition to protection requirements for PII, there are other requirements for the handling of PII. The Fair Information Practices provide best practice guidelines, such as Purpose Specification, Use Limitation, Accountability, and Data Quality. Moreover, the factors for assigning a confidentiality impact level to PII are different than other types of data. Breaches to the confidentiality of PII harm both the organization and the individual. Harm to individuals should be factored in strongly because of the magnitude of the potential harm, such as identity theft, embarrassment, and denial of benefits.

## Appendix C—Other Terms and Definitions for Personal Information

Laws, regulations, and guidance documents provide various terms and definitions used to describe personal information, such as *information in identifiable form* (IIF), *system of records* (SOR), and *protected health information* (PHI). Some of these are similar to the definition of PII used in this document. However, organizations should not use the term PII (as defined in this document) interchangeably with these terms and definitions because they are specific to their particular context. The table below provides examples of these other terms and definitions, and it is not intended to be comprehensive.

Defining Authority	Term	Definition	Comments
E-Government Act of 2002, Pub. L. 107-347, 116 Stat. 2899, see § 208(d).	Information in Identifiable Form (IIF)	Any representation of information that permits the identity of an individual to whom the information applies to be reasonably inferred by either direct or indirect means.	Often considered to have been replaced by the term PII.
OMB Memorandum 03-22	Information in Identifiable Form (IIF)	Information in an IT system or online collection: (i) that directly identifies an individual (e.g., name, address, social security number or other identifying number or code, telephone number, email address) or (ii) by which an agency intends to identify specific individuals in conjunction with other data elements, i.e., indirect identification. (These data elements may include a combination of gender, race, birth date, geographic indicator, and other descriptors.)	Often considered to have been replaced by the term PII.
OMB Memorandum 03-22	Individual	A citizen of the United States or an alien lawfully admitted for permanent residence.	This definition mirrors the Privacy Act definition.
OMB Memorandum 06-19	Personally Identifiable Information (PII)	Any information about an individual maintained by an agency, including, but not limited to, education, financial transactions, medical history, and criminal or employment history and information which can be used to distinguish or trace an individual's identity, such as their name, social security number, date and place of birth, mother's maiden name, biometric records, etc., including any other personal information which is linked or linkable to an individual.	
OMB Memorandum 07-16	Personally Identifiable Information (PII)	Information which can be used to distinguish or trace an individual's identity, such as their name, social security number, biometric records, etc. alone, or when combined with other personal or identifying information which is linked or linkable to a specific individual, such as date and place of birth, mother's maiden name, etc.	

GUIDE TO PROTECTING THE CONFIDENTIALITY OF PERSONALLY IDENTIFIABLE INFORMATION (PII)

Defining Authority	Term	Definition	Comments
Health Insurance Portability and Accountability Act of 1996 (HIPAA), ADMINISTRATIVE DATA STANDARDS AND RELATED REQUIREMENTS, 45 C.F.R. § 160.103.	Individually Identifiable Health Information (IIHI)	<p>Information that is a subset of health information, including demographic information collected from an individual, and:</p> <ul style="list-style-type: none"> <li>- Is created or received by a health care provider, health plan, employer, or health care clearinghouse; and</li> <li>- Relates to the past, present, or future physical or mental health or condition of an individual; the provision of health care to an individual; or the past, present, or future payment for the provision of health care to an individual; and</li> <li>- That identifies the individual; or with respect to which there is a reasonable basis to believe the information can be used to identify the individual.</li> </ul>	Applicable only to the HIPAA; subject to a number of exemptions not made for PII.
Health Insurance Portability and Accountability Act of 1996 (HIPAA), ADMINISTRATIVE DATA STANDARDS AND RELATED REQUIREMENTS, 45 C.F.R. § 160.103.	Protected Health Information (PHI)	<p>Individually identifiable health information (IIHI) that is:</p> <ul style="list-style-type: none"> <li>- Transmitted by electronic media;</li> <li>- Maintained in electronic media; or</li> <li>- Transmitted or maintained in any other form or medium.</li> </ul> <p>Protected health information excludes individually identifiable health information in:</p> <ul style="list-style-type: none"> <li>- Education records covered by the Family Educational Rights and Privacy Act, as amended, 20 U.S.C. 1232g;</li> <li>- Records described at 20 U.S.C. 1232g(a)(4)(B)(iv); and</li> <li>- Employment records held by a covered entity in its role as employer.</li> </ul>	Applicable only to the HIPAA; subject to a number of exemptions not made for PII.
Privacy Act of 1974, 5 U.S.C. § 552a(a)(5).	System of Records (SOR)	A group of any records under the control of any agency from which information is retrieved by the name of the individual or by some identifying number, symbol, or other identifying particular assigned to the individual.	Applies only to Federal agencies. Provides some exemptions for certain types of records.
Privacy Act of 1974, 5 U.S.C. § 552a(a)(2).	Individual	A citizen of the United States or an alien lawfully admitted for permanent residence.	

GUIDE TO PROTECTING THE CONFIDENTIALITY OF PERSONALLY IDENTIFIABLE INFORMATION (PII)

Defining Authority	Term	Definition	Comments
Privacy Act of 1974, 5 U.S.C. § 552a(a)(4).	Record	Any item, collection, or grouping of information about an individual that is maintained by an agency, including, but not limited to, his education, financial transactions, medical history, and criminal or employment history and that contains his name, or the identifying number, symbol, or other identifying particular assigned to the individual, such as a finger or voice print or a photograph.	

Defining Authority	Term	Definition	Comments
<p>Family Educational Rights and Privacy Act, 20 U.S.C. § 1232g (a)(4).</p>	<p>Education Records</p>	<p>Records, files, documents, and other materials which:</p> <ul style="list-style-type: none"> <li>- contain information directly related to a student; and</li> <li>- are maintained by an educational agency or institution or by a person acting for such agency or institution, subject to some exceptions.</li> </ul> <p>Exceptions include:</p> <ul style="list-style-type: none"> <li>- records of instructional, supervisory, and administrative personnel and educational personnel ancillary thereto which are in the sole possession of the maker thereof and which are not accessible or revealed to any other person except a substitute;</li> <li>- records maintained by a law enforcement unit of the educational agency or institution that were created by that law enforcement unit for the purpose of law enforcement;</li> <li>- in the case of persons who are employed by an educational agency or institution but who are not in attendance at such agency or institution, records made and maintained in the normal course of business which relate exclusively to such person in that person's capacity as an employee and are not available for use for any other purpose; or</li> <li>- records on a student who is eighteen years of age or older, or is attending an institution of postsecondary education, which are made or maintained by a physician, psychiatrist, psychologist, or other recognized professional or paraprofessional acting in his professional or paraprofessional capacity, or assisting in that capacity, and which are made, maintained, or used only in connection with the provision of treatment to the student, and are not available to anyone other than persons providing such treatment, except that such records can be personally reviewed by a physician or other appropriate professional of the student's choice.</li> </ul>	<p>Applies only to educational institutions receiving funds from the Federal government.</p>

## Appendix D—Fair Information Practices

The Fair Information Practices, also known as Privacy Principles, are the framework for most modern privacy laws around the world. Several versions of the Fair Information Practices have been developed through government studies, Federal agencies, and international organizations. These different versions share common elements, but the elements are divided and expressed differently. The most commonly used versions are discussed in this appendix.<sup>92</sup>

In 1973, the U.S. Department of Health, Education, and Welfare (HEW) (now the Department of Health and Human Services) issued a report entitled *Records, Computers, and the Rights of Citizens* (commonly referred to as the *HEW Report*). The report was the culmination of an extensive study into data processing in the public and private sectors. The HEW Report recommended that Congress enact legislation adopting a “Code of Fair Information Practices” for automated personal data systems. The recommended Fair Information Practices became the foundation for the Privacy Act of 1974. The HEW Report Fair Information Practices included the following:

- There must be no personal data record-keeping systems whose very existence is secret.
- There must be a way for an individual to find out what information is in his or her file and how the information is being used.
- There must be a way for an individual to correct information in his or her records.
- Any organization creating, maintaining, using, or disseminating records of personally identifiable information must assure the reliability of the data for its intended use and must take precautions to prevent misuse.
- There must be a way for an individual to prevent personal information obtained for one purpose from being used for another purpose without his or her consent.

In 1980, the Organisation for Economic Co-operation and Development (OECD)<sup>93</sup> adopted *Guidelines on the Protection of Privacy and Transborder Flows of Personal Data*, which provide a framework for privacy that has been referenced in U.S. Federal guidance and internationally. The OECD Guidelines, along with the Council of Europe Convention,<sup>94</sup> became the foundation for the European Union’s Data Protection Directive.<sup>95</sup> The OECD Guidelines include the following Privacy Principles:

- **Collection Limitation**—There should be limits to the collection of personal data and any such data should be obtained by lawful and fair means and, where appropriate, with the knowledge or consent of the data subject.
- **Data Quality**—Personal data should be relevant to the purposes for which they are to be used, and, to the extent necessary for those purposes, should be accurate, complete and kept up-to-date.

<sup>92</sup> Portions of this appendix were contributed to and published in the Executive Office of the President, National Science and Technology Council’s *Identity Management Task Force Report 2008*, see <http://www.ostp.gov/galleries/NSTC%20Reports/IdMReport%20Final.pdf>.

<sup>93</sup> The U.S. is an OECD member country and participated in the development of the OECD Privacy Guidelines, see <http://www.ftc.gov/speeches/thompson/thomtacdremarks.shtm>.

<sup>94</sup> In 1981, the Council of Europe enacted the *Convention for the Protection of Individuals with Regard to Automatic Processing of Personal Data*, which also recognized the Fair Information Practices.

<sup>95</sup> In 1995, the European Union enacted the *Data Protection Directive*, Directive 95/46/EC, which required member states to harmonize their national legislation with the terms of the Directive, including the Fair Information Practices. For additional information, see Jody R. Westby, *International Guide to Privacy*, American Bar Association Publishing, 2004.

- **Purpose Specification**—The purposes for which personal data are collected should be specified not later than at the time of data collection and the subsequent use limited to the fulfillment of those purposes or such others as are not incompatible with those purposes and as are specified on each occasion of change of purpose.
- **Use Limitation**—Personal data should not be disclosed, made available or otherwise used for purposes other than those specified, except with the consent of the data subject or by the authority of law.
- **Security Safeguards**—Personal data should be protected by reasonable security safeguards against such risks as loss or unauthorized access, destruction, use, modification or disclosure of data.
- **Openness**—There should be a general policy of openness about developments, practices and policies with respect to personal data. Means should be readily available of establishing the existence and nature of personal data and the main purposes of their use, as well as the identity and usual residence of the data controller.
- **Individual Participation**—An individual should have the right: (a) to obtain from a data controller, or otherwise, confirmation of whether or not the data controller has data relating to him; (b) to have communicated to him, data relating to him within a reasonable time; at a charge, if any, that is not excessive; in a reasonable manner; and in a form that is readily intelligible to him; (c) to be given reasons if a request made under subparagraphs (a) and (b) is denied, and to be able to challenge such denial; and (d) to challenge data relating to him and, if the challenge is successful, to have the data erased, rectified, completed, or amended.
- **Accountability**—A data controller should be accountable for complying with measures which give effect to the principles stated above.

In 2004, the Federal CIO Council published the Federal Enterprise Architecture Security and Privacy Profile (FEA-SPP).<sup>96</sup> It included a set of privacy control families based on Fair Information Practices. The privacy control families were intended to provide guidance for integrating privacy requirements into the Federal Enterprise Architecture. In 2009, the CIO Council drafted a revised set of privacy control families.<sup>97</sup> The revised set contains the following privacy control families:

- **Transparency**—Providing notice to the individual regarding the collection, use, dissemination, and maintenance of PII.
- **Individual Participation and Redress**—Involving the individual in the process of using PII and seeking individual consent for the collection, use, dissemination, and maintenance of PII. Providing mechanisms for appropriate access, correction, and redress regarding the use of PII.
- **Purpose Specification**—Specifically articulating the authority that permits the collection of PII and specifically articulating the purpose or purposes for which the PII is intended to be used.
- **Data Minimization and Retention**—Only collecting PII that is directly relevant and necessary to accomplish the specified purpose(s). Only retaining PII for as long as is necessary to fulfill the specified purpose(s) and in accordance with the National Archives and Records Administration (NARA) approved record retention schedule.

---

<sup>96</sup> FEA-SPP, Version 2, [http://cio.gov/documents/Security\\_and\\_Privacy\\_Profile\\_v2.pdf](http://cio.gov/documents/Security_and_Privacy_Profile_v2.pdf).

<sup>97</sup> This set of privacy control families is based on the working draft of Version 3 of FEA-SPP, August 28, 2009. It is expected to be finalized and published in 2010.



- **Use Limitation**—Using PII solely for the purpose(s) specified in the public notice. Sharing information should be for a purpose compatible with the purpose for which the information was collected.
- **Data Quality and Integrity**—Ensuring, to the greatest extent possible, that PII is accurate, relevant, timely, and complete for the purposes for which it is to be used, as identified in the public notice.
- **Security**—Protecting PII (in all media) through appropriate administrative, technical, and physical security safeguards against risks such as loss, unauthorized access or use, destruction, modification, or unintended or inappropriate disclosure.
- **Accountability and Auditing**—Providing accountability for compliance with all applicable privacy protection requirements, including all identified authorities and established policies and procedures that govern the collection, use, dissemination, and maintenance of PII. Auditing for the actual use of PII to demonstrate compliance with established privacy controls.

In 2004, the Asia-Pacific Economic Cooperation (APEC) ministers officially endorsed the Privacy Framework<sup>98</sup> developed within one of its committees. The APEC Privacy Framework was based on the OECD Privacy Guidelines and was developed to encourage electronic commerce among the member states and to build trust with the international community. The Privacy Framework includes the following Privacy Principles:

- **Preventing Harm**—Recognizing the interests of the individual to legitimate expectations of privacy, personal information protection should be designed to prevent the misuse of such information. Further, acknowledging the risk that harm may result from such misuse of personal information, specific obligations should take account of such risk, and remedial measures should be proportionate to the likelihood and severity of the harm threatened by the collection, use and transfer of personal information.
- **Notice**—Personal information controllers should provide clear and easily accessible statements about their practices and policies with respect to personal information.
- **Collection Limitation**—The collection of personal information should be limited to information that is relevant to the purposes of collection and any such information should be obtained by lawful and fair means, and where appropriate, with notice to, or consent of, the individual concerned.
- **Uses of Personal Information**—Personal information collected should be used only to fulfill the purposes of the collection and other compatible related purposes, except with the consent of the individual, when necessary to provide a product or service requested by the individual, or by authority of law.
- **Choice**—Where appropriate, individuals should be provided with clear, prominent, easily understandable, accessible and affordable mechanisms to exercise choice in relation to the collection, use and disclosure of their personal information. It may not be appropriate for personal information controllers to provide these mechanisms when collecting publicly available information.
- **Integrity of Personal Information**—Personal information should be accurate, complete and kept up-to-date to the extent necessary for the purposes of use.
- **Security Safeguards**—Personal information controllers should protect personal information that they hold with appropriate safeguards against risks, such as loss or unauthorized access to personal information, or unauthorized destruction, use, modification or disclosure of information or other

---

<sup>98</sup> [http://www.apec.org/etc/medialib/apec\\_media\\_library/downloads/taskforce/ecsg/pubs/2005.Par.0001.File.v1.1](http://www.apec.org/etc/medialib/apec_media_library/downloads/taskforce/ecsg/pubs/2005.Par.0001.File.v1.1)

misuses. Such safeguards should be proportional to the likelihood and severity of the harm threatened, the sensitivity of the information, and the context in which it is held, and they should be subject to periodic review and reassessment.

- **Access and Correction**—Individuals should be able to obtain from the personal information controller confirmation of whether the personal information controller holds personal information about them, have the information provided to them at a reasonable charge and within a reasonable time, and challenge the accuracy of the information, as well as have the information corrected or deleted. Exceptions include situations where the burden would be disproportionate to the risks to the individual's privacy, the information should not be disclosed due to legal or security concerns, and the privacy of other persons would be violated.
- **Accountability**—A personal information controller should be accountable for complying with measures that give effect to the Principles stated above.

## Appendix E—Glossary

Selected terms used in the publication are defined below.

**Aggregated Information:** Information elements collated on a number of individuals, typically used for the purposes of making comparisons or identifying patterns.

**Anonymized Information:** Previously identifiable information that has been de-identified and for which a code or other association for re-identification no longer exists.

**Confidentiality:** “Preserving authorized restrictions on information access and disclosure, including means for protecting personal privacy and proprietary information.”<sup>99</sup>

**Context of Use:** The purpose for which PII is collected, stored, used, processed, disclosed, or disseminated.

**De-identified Information:** Records that have had enough PII removed or obscured such that the remaining information does not identify an individual and there is no reasonable basis to believe that the information can be used to identify an individual.

**Distinguishable Information:** Information that can be used to identify an individual.

**Harm:** Any adverse effects that would be experienced by an individual (i.e., that may be socially, physically, or financially damaging) or an organization if the confidentiality of PII were breached.

**Linkable Information:** Information about or related to an individual for which there is a possibility of logical association with other information about the individual.

**Linked Information:** Information about or related to an individual that is logically associated with other information about the individual.

**Obscured Data:** Data that has been distorted by cryptographic or other means to hide information. It is also referred to as being masked or obfuscated.

**Personally Identifiable Information (PII):** “Any information about an individual maintained by an agency, including (1) any information that can be used to distinguish or trace an individual’s identity, such as name, social security number, date and place of birth, mother’s maiden name, or biometric records; and (2) any other information that is linked or linkable to an individual, such as medical, educational, financial, and employment information.”<sup>100</sup>

**PII Confidentiality Impact Level:** The PII confidentiality impact level—*low, moderate, or high*—indicates the potential harm that could result to the subject individuals and/or the organization if PII were inappropriately accessed, used, or disclosed.

**Privacy Impact Assessment (PIA):** “An analysis of how information is handled that ensures handling conforms to applicable legal, regulatory, and policy requirements regarding privacy; determines the risks and effects of collecting, maintaining and disseminating information in identifiable form in an electronic

<sup>99</sup> 44 U.S.C. § 3542, <http://uscode.house.gov/download/pls/44C35.txt>.

<sup>100</sup> GAO Report 08-536, *Privacy: Alternatives Exist for Enhancing Protection of Personally Identifiable Information*, May 2008, <http://www.gao.gov/new.items/d08536.pdf>.

information system; and examines and evaluates protections and alternative processes for handling information to mitigate potential privacy risks.”<sup>101</sup>

**System of Records:** “A group of any records under the control of any agency from which information is retrieved by the name of the individual or by some identifying number, symbol, or other identifying particular assigned to the individual.”<sup>102</sup>

**Traceable:** Information that is sufficient to make a determination about a specific aspect of an individual's activities or status.

---

<sup>101</sup> OMB M-03-22.

<sup>102</sup> The Privacy Act of 1974, 5 U.S.C. § 552a(a)(5).

## Appendix F—Acronyms and Abbreviations

Selected acronyms and abbreviations used in the publication are defined below.

<b>APEC</b>	Asia-Pacific Economic Cooperation
<b>CD</b>	Compact Disc
<b>C.F.R.</b>	Code of Federal Regulations
<b>CIO</b>	Chief Information Officer
<b>CIPSEA</b>	Confidential Information Protection and Statistical Efficiency Act
<b>COPPA</b>	Children’s Online Privacy Protection Act
<b>CPO</b>	Chief Privacy Officer
<b>DHS</b>	U.S. Department of Homeland Security
<b>FAQ</b>	Frequently Asked Questions
<b>FEA-SPP</b>	Federal Enterprise Architecture Security and Privacy Profile
<b>FIPS</b>	Federal Information Processing Standards
<b>FISMA</b>	Federal Information Security Management Act
<b>GAO</b>	Government Accountability Office
<b>GLBA</b>	Gramm-Leach-Bliley Act
<b>GRS</b>	General Record Schedule
<b>HEW</b>	U.S. Department of Health, Education, and Welfare
<b>HIPAA</b>	Health Insurance Portability and Accountability Act
<b>ID</b>	Identification
<b>IIF</b>	Information in Identifiable Form
<b>IIHI</b>	Individually Identifiable Health Information
<b>IP</b>	Internet Protocol
<b>IPA</b>	Initial Privacy Assessment
<b>IRS</b>	Internal Revenue Service
<b>ISA</b>	Interconnection Security Agreement
<b>IT</b>	Information Technology
<b>ITL</b>	Information Technology Laboratory
<b>MAC</b>	Media Access Control
<b>NARA</b>	National Archives and Records Administration
<b>NIST</b>	National Institute of Standards and Technology
<b>NPPI</b>	Non-Public Personal Information
<b>OECD</b>	Organisation for Economic Co-operation and Development
<b>OMB</b>	Office of Management and Budget
<b>OPM</b>	Office of Personnel Management
<b>PDA</b>	Personal Digital Assistant
<b>PHI</b>	Protected Health Information
<b>PIA</b>	Privacy Impact Assessment
<b>PII</b>	Personally Identifiable Information

<b>PRA</b>	Paperwork Reduction Act
<b>PTA</b>	Privacy Threshold Analysis
<b>SDLC</b>	System Development Life Cycle
<b>SOR</b>	System of Records
<b>SORN</b>	System of Records Notice
<b>SP</b>	Special Publication
<b>SSN</b>	Social Security Number
<b>URL</b>	Uniform Resource Locator
<b>USB</b>	Universal Serial Bus
<b>U.S.C.</b>	United States Code
<b>US-CERT</b>	United States Computer Emergency Readiness Team

## Appendix G—Resources

Personnel involved with protecting PII and concerned about individual and organizational impact may want to review the following privacy laws and requirements that apply to Federal agencies.<sup>103</sup> Additionally, OMB has issued several memoranda that provide policy guidance and instructions for the implementation of privacy requirements.

Document	URL
Children's Online Privacy Protection Act (COPPA)	<a href="http://www.ftc.gov/ogc/coppa1.htm">http://www.ftc.gov/ogc/coppa1.htm</a>
Confidential Information Protection and Statistical Efficiency Act (CIPSEA) <sup>104</sup>	<a href="http://www.whitehouse.gov/omb/inforeg/cipsea/cipsea_statute.pdf">http://www.whitehouse.gov/omb/inforeg/cipsea/cipsea_statute.pdf</a>
Confidential Information Protection and Statistical Efficiency Act (CIPSEA) Implementation Guidance	<a href="http://www.whitehouse.gov/omb/fedreg/2007/061507_cipsea_guidance.pdf">http://www.whitehouse.gov/omb/fedreg/2007/061507_cipsea_guidance.pdf</a>
Consolidated Appropriations Act of 2005, Section 522	<a href="http://frwebgate.access.gpo.gov/cgi-bin/getdoc.cgi?dbname=108_cong_bills&amp;docid=f:h4818enr.txt.pdf">http://frwebgate.access.gpo.gov/cgi-bin/getdoc.cgi?dbname=108_cong_bills&amp;docid=f:h4818enr.txt.pdf</a>
E-Government Act of 2002, Section 208	<a href="http://thomas.loc.gov/cgi-bin/query/z?c107:H.R.2458.ENR;">http://thomas.loc.gov/cgi-bin/query/z?c107:H.R.2458.ENR;</a>
Federal Information Security Management Act (FISMA) <sup>105</sup>	<a href="http://csrc.nist.gov/drivers/documents/FISMA-final.pdf">http://csrc.nist.gov/drivers/documents/FISMA-final.pdf</a>
Identity Theft and Assumption Deterrence Act of 1998	<a href="http://www.ftc.gov/os/statutes/itada/itadact.htm">http://www.ftc.gov/os/statutes/itada/itadact.htm</a>
Intelligence Identities Protection Act of 1982 (50 U.S.C. 421 et seq.)	<a href="http://caselaw.lp.findlaw.com/cascode/uscodes/50/chapters/15/subchapters/iv/sections/section_421.html">http://caselaw.lp.findlaw.com/cascode/uscodes/50/chapters/15/subchapters/iv/sections/section_421.html</a>
FIPS 140-2, <i>Security Requirements for Cryptographic Modules</i>	<a href="http://csrc.nist.gov/publications/fips/fips140-2/fips1402.pdf">http://csrc.nist.gov/publications/fips/fips140-2/fips1402.pdf</a>
FIPS 199, <i>Standards for Security Categorization of Federal Information and Information Systems</i>	<a href="http://csrc.nist.gov/publications/fips/fips199/FIPS-PUB-199-final.pdf">http://csrc.nist.gov/publications/fips/fips199/FIPS-PUB-199-final.pdf</a>
Freedom of Information Act (FOIA) <sup>106</sup>	<a href="http://www.justice.gov/oip/amended-foia-redlined.pdf">http://www.justice.gov/oip/amended-foia-redlined.pdf</a>
Gramm-Leach-Bliley Act (GLBA)	<a href="http://thomas.loc.gov/cgi-bin/query/z?c106:S.900.ENR;">http://thomas.loc.gov/cgi-bin/query/z?c106:S.900.ENR;</a>
Health Insurance Portability and Accountability Act (HIPAA)	<a href="http://aspe.hhs.gov/admsimp/pl104191.htm">http://aspe.hhs.gov/admsimp/pl104191.htm</a>
Implementing Recommendations of the 9/11 Commission Act of 2007	<a href="http://www.govtrack.us/congress/bill.xpd?bill=h110-1">http://www.govtrack.us/congress/bill.xpd?bill=h110-1</a>
NIST SP 800-30, <i>Risk Management Guide for Information Technology Systems</i>	<a href="http://csrc.nist.gov/publications/nistpubs/800-30/sp800-30.pdf">http://csrc.nist.gov/publications/nistpubs/800-30/sp800-30.pdf</a>
NIST SP 800-37 Revision 1, <i>Guide for Applying the Risk Management Framework to Federal Information Systems: A Security Life Cycle Approach</i>	<a href="http://csrc.nist.gov/publications/nistpubs/800-37-rev1/sp800-37-rev1-final.pdf">http://csrc.nist.gov/publications/nistpubs/800-37-rev1/sp800-37-rev1-final.pdf</a>
NIST SP 800-47, <i>Security Guide for Interconnecting Information Technology Systems</i>	<a href="http://csrc.nist.gov/publications/nistpubs/800-47/sp800-47.pdf">http://csrc.nist.gov/publications/nistpubs/800-47/sp800-47.pdf</a>

<sup>103</sup> This list is provided for reference only and is not an exhaustive list. For additional information, an organization's legal counsel and privacy officer should be consulted.

<sup>104</sup> CIPSEA is Title V of the E-Government Act of 2002.

<sup>105</sup> FISMA is Title III of the E-Government Act of 2002.

<sup>106</sup> FOIA was recently amended by the *OPEN Government Act of 2007*, Pub. L. 110-175, 121 Stat. 2524 (2007).

Document	URL
NIST SP 800-53 Revision 3, <i>Recommended Security Controls for Federal Organizations and Information Systems</i>	<a href="http://csrc.nist.gov/publications/nistpubs/800-53-Rev3/sp800-53-rev3-final-errata.pdf">http://csrc.nist.gov/publications/nistpubs/800-53-Rev3/sp800-53-rev3-final-errata.pdf</a>
NIST SP 800-60 Revision 1, <i>Volume 1: Guide for Mapping Types of Information and Information Systems to Security Categories</i>	<a href="http://csrc.nist.gov/publications/nistpubs/800-60-rev1/SP800-60_Vol1-Rev1.pdf">http://csrc.nist.gov/publications/nistpubs/800-60-rev1/SP800-60_Vol1-Rev1.pdf</a>
NIST SP 800-61 Revision 1, <i>Computer Security Incident Handling Guide</i>	<a href="http://csrc.nist.gov/publications/nistpubs/800-61-rev1/SP800-61rev1.pdf">http://csrc.nist.gov/publications/nistpubs/800-61-rev1/SP800-61rev1.pdf</a>
NIST SP 800-63 Version 1.0.2, <i>Electronic Authentication Guidelines</i> <sup>107</sup>	<a href="http://csrc.nist.gov/publications/nistpubs/800-63/SP800-63V1_0_2.pdf">http://csrc.nist.gov/publications/nistpubs/800-63/SP800-63V1_0_2.pdf</a>
NIST SP 800-86, <i>Guide to Integrating Forensic Techniques into Incident Response</i>	<a href="http://csrc.nist.gov/publications/nistpubs/800-86/SP800-86.pdf">http://csrc.nist.gov/publications/nistpubs/800-86/SP800-86.pdf</a>
NIST SP 800-88, <i>Guidelines for Media Sanitization</i>	<a href="http://csrc.nist.gov/publications/nistpubs/800-88/NISTSP800-88_rev1.pdf">http://csrc.nist.gov/publications/nistpubs/800-88/NISTSP800-88_rev1.pdf</a>
Office of Personnel Management (OPM), <i>Guidance on Protecting Federal Employee Social Security Numbers and Combating Identity Theft</i> , June 2007	<a href="http://www.chcoc.gov/Transmittals/TransmittalDetails.aspx?TransmittalID=847">http://www.chcoc.gov/Transmittals/TransmittalDetails.aspx?TransmittalID=847</a>
OMB Circular A-130, <i>Management of Federal Information Resources</i>	<a href="http://www.whitehouse.gov/omb/circulars/a130/a130.html">http://www.whitehouse.gov/omb/circulars/a130/a130.html</a>
OMB Memorandum M-01-05, <i>Guidance on Inter-agency Sharing of Personal Data – Protecting Personal Privacy</i>	<a href="http://www.whitehouse.gov/omb/memoranda/m01-05.html">http://www.whitehouse.gov/omb/memoranda/m01-05.html</a>
OMB Memorandum M-03-22, <i>OMB Guidance for Implementing the Privacy Provisions of the E-Government Act of 2002</i>	<a href="http://www.whitehouse.gov/omb/memoranda/m03-22.html">http://www.whitehouse.gov/omb/memoranda/m03-22.html</a>
OMB Memorandum M-04-04, <i>E-Authentication Guidance for Federal Agencies</i>	<a href="http://www.whitehouse.gov/omb/memoranda/fy04/m04-04.pdf">http://www.whitehouse.gov/omb/memoranda/fy04/m04-04.pdf</a>
OMB Memorandum M-05-08, <i>Designation of Senior Agency Officials for Privacy</i>	<a href="http://www.whitehouse.gov/omb/memoranda/fy2005/m05-08.pdf">http://www.whitehouse.gov/omb/memoranda/fy2005/m05-08.pdf</a>
OMB Memorandum M-06-15, <i>Safeguarding Personally Identifiable Information</i>	<a href="http://www.whitehouse.gov/omb/memoranda/fy2006/m-06-15.pdf">http://www.whitehouse.gov/omb/memoranda/fy2006/m-06-15.pdf</a>
OMB Memorandum M-06-16, <i>Protection of Sensitive Agency Information</i>	<a href="http://www.whitehouse.gov/omb/memoranda/fy2006/m06-16.pdf">http://www.whitehouse.gov/omb/memoranda/fy2006/m06-16.pdf</a>
OMB Memorandum M-06-19, <i>Reporting Incidents Involving Personally Identifiable Information and Incorporating the Cost for Security in Agency Information Technology Investments</i>	<a href="http://www.whitehouse.gov/omb/memoranda/fy2006/m-06-19.pdf">http://www.whitehouse.gov/omb/memoranda/fy2006/m-06-19.pdf</a>
OMB Memorandum M-07-16, <i>Safeguarding Against and Responding to the Breach of Personally Identifiable Information</i>	<a href="http://www.whitehouse.gov/omb/memoranda/fy2007/m07-16.pdf">http://www.whitehouse.gov/omb/memoranda/fy2007/m07-16.pdf</a>

<sup>107</sup> NIST SP 800-63-1 was released as a draft in December 2008, [http://csrc.nist.gov/publications/drafts/800-63-rev1/SP800-63-Rev1\\_Dec2008.pdf](http://csrc.nist.gov/publications/drafts/800-63-rev1/SP800-63-Rev1_Dec2008.pdf).



Document	URL
OMB Memorandum, September 20, 2006, <i>Recommendations for Identity Theft Related Data Breach Notification</i>	<a href="http://www.whitehouse.gov/omb/memoranda/fy2006/task_force_theft_memo.pdf">http://www.whitehouse.gov/omb/memoranda/fy2006/task_force_theft_memo.pdf</a>
OMB Memorandum, July 2007, <i>Common Risks Impeding the Adequate Protection of Government Information</i> (developed jointly with DHS)	<a href="http://www.whitehouse.gov/omb/pubpress/2007/071707_best_practices.pdf">http://www.whitehouse.gov/omb/pubpress/2007/071707_best_practices.pdf</a>
Paperwork Reduction Act	<a href="http://www.archives.gov/federal-register/laws/paperwork-reduction/">http://www.archives.gov/federal-register/laws/paperwork-reduction/</a>
President's Identity Theft Task Force, <i>Combating Identity Theft: A Strategic Plan</i> , April 2007	<a href="http://www.idtheft.gov/reports/StrategicPlan.pdf">http://www.idtheft.gov/reports/StrategicPlan.pdf</a>
Privacy Act of 1974	<a href="http://www.justice.gov/opcl/privstat.htm">http://www.justice.gov/opcl/privstat.htm</a>
Sensitive Database Extracts Technical Frequently Asked Questions	<a href="http://csrc.nist.gov/drivers/documents/OMB/OMB-M-07-16-Data-Extract-FAQ.pdf">http://csrc.nist.gov/drivers/documents/OMB/OMB-M-07-16-Data-Extract-FAQ.pdf</a>

# PRIVACY IMPACT ASSESSMENT

## Shared Loss Agreement Compliance Monitoring Contractors (SLA-CMC)

May 2013

FDIC External Service

### Table of Contents

[System Overview](#)  
[Personally Identifiable Information \(PII\) in SLA-CMCs](#)  
[Purpose & Use of Information in SLA-CMCs](#)  
[Sources of Information in SLA-CMCs](#)  
[Notice & Consent](#)  
[Access to Data in SLA-CMCs](#)  
[Data Sharing](#)  
[Data Accuracy in SLA-CMCs](#)  
[Data Security for SLA-CMCs](#)  
[System of Records Notice \(SORN\)](#)  
[Contact Us](#)

---

## System Overview

When a financial institution fails and the FDIC is appointed as receiver, one of the FDIC's primary tasks is to dispense of the failed institution's loans and assets in a manner that maximizes their value. In order to carry out this task, the FDIC employs a Purchase and Assumption (P&A) transaction strategy with a Shared Loss Agreement ("SLA" or "shared loss"). An SLA is a contractual arrangement between the FDIC and an Acquiring Institution (AI), where the FDIC absorbs a significant portion of the loss on a specified set of assets. SLAs help maximize asset recoveries and minimize losses to the Corporation. Additionally, SLAs also reduce the FDIC's immediate cash needs, are simpler to operate and more seamless to customers of the failed institution, and move assets quickly into the privacy sector.

Under Shared Loss Agreements, the AI is required to provide financial reports on the performance of assets covered by the agreement and, as applicable, conform to loan modification programs<sup>1</sup> set forth by the FDIC or other governing federal agencies. Within FDIC, the Division of Resolutions and Receiverships (DRR) Risk Sharing Asset Management (RSAM) staff is responsible for managing AI compliance with the FDIC's shared-loss program. To assist with this responsibility, the FDIC/DRR utilizes the services of third-party Shared Loss Agreement (SLA) Compliance Monitoring Contractor (CMC) firms. These contracting firms currently include KPMG LLP, Signet Partners, Financial Industry Technical Services (FITS), Clayton Services LLC, Deva and Associates, Warbird (Huron Consulting Services LLC), Corvus Group, and the Watkins Consulting Group. SLA-CMCs provide risk-based<sup>2</sup> compliance monitoring of Shared Loss Agreements for commercial and other non-single family assets, as well as for single family assets, including whole loans and securities backed by single family residential loans.

The primary services that SLA-CMCs provide to the FDIC include: (1) conducting independent on-site and off-site compliance reviews to ensure AIs comply with the terms of their respective Shared Loss Agreements; (2) documenting the resolution of AI Compliance Review Findings; (3), and if requested by the FDIC, conducting loss analysis, and preparing recommendations pertaining to the suitability and level of FDIC loss reserves for the SLA transactions. As part of these activities, SLA-CMCs create and maintain hardcopy and electronic monitoring files and work papers to document the AIs' administration of covered loss share assets and loan modification denials. The files and work papers maintained by SLA-CMCs may include copies of failed institution and AI legacy loan and asset records that contain personally identifiable information (PII) about customers, borrowers, and guarantors of failed/acquiring financial institutions.

---

<sup>1</sup> AI compliance with loan modification programs is required for loss share single family (SF) assets. For more information about loan modification proposals and programs put forth by the FDIC and federal government, refer to [www.FDIC.gov/loanmod/](http://www.FDIC.gov/loanmod/).

<sup>2</sup> Risk-based compliance monitoring focuses attention on risks inherent in Loss Share Agreements. CMCs establish specific objectives for addressing compliance risk by analyzing risk factors such as Financial Risk and Reputational Risk as it pertains to the relationship between the FDIC and AI.

---

## Personally Identifiable Information (PII) in SLA-CMCs

SLA-CMCs create and maintain hardcopy and electronic monitoring files and work papers containing PII and sensitive information. This includes: full name, date of birth (DOB), place of birth, Social Security Number (SSN), employment status and history, mother's maiden name, home address, phone numbers (non-work), personal email addresses, financial information, driver's license information, vehicle identifiers, legal documents (i.e., divorce decree, criminal records), military status and records, as well as photographic identifiers.

## Purpose & Use of Information in SLA-CMCs

SLA-CMCs use the PII specified above to review Acquiring Institutions' compliance with the terms of their respective Shared Loss Agreements. Specifically, the scope of SLA-CMC reviews includes, but is not limited to:

- Ensuring AI compliance with loss mitigation efforts;
- Ensuring AI compliance with consideration of charge-offs, foreclosure, loan restructuring, and short-sale alternatives that resulted in the least amount of loss;
- Testing the AI's policies and procedures to ensure uniform standards are being applied to both loss share and non-loss share assets;
- Reviewing internal audit reports, external independent public accountant reports, and other regulators' reports to identify potential areas of high risk associated with business and systems processes, lapses in internal controls, and weaknesses in asset recovery, workout or disposition strategies; and
- Ensuring that adequate accounting, reporting, and record-keeping systems are in place.

## Sources of Information in SLA-CMCs

There are several methods for how SLA-CMCs gather PII from internal FDIC systems and applications as well as external non-FDIC systems and applications.

The first method involves acquiring institutions (AIs) adding information. AIs participating in the FDIC's shared-loss program are required to submit "certificates for payment," which are financial reports with the status of their loss-share activity, to FDIC DRR Risk Sharing Asset Management (RSAM) staff. AIs upload their certificates and relevant supporting documentation to support their claims for reimbursement to the secure FDIC Resolution Data Aggregator (RDA) system. Once uploaded into RDA, the certificates undergo a comprehensive validation process. The supporting data/schedules uploaded by the AIs may contain sensitive PII about customers, borrowers, and guarantors of failed financial institutions, such as names, home addresses, loan account numbers and balances, and SSNs. Authorized SLA-CMC staff then access RDA to review the results of the validation process and download pertinent AI certificates and supplemental data from RDA and uploads it to their secure SLA-CMC systems and/or hardcopy records in support of their compliance review activities. The data downloaded by SLA-CMC staff may include PII about borrowers/customers/guarantors of failed/Acquiring Institutions.

The second method by which SLA-CMCs gather PII data is via the FDIC Virtual Data Room (VDR). While RDA serves as the means for how AIs submit certificates, the VDR serves as the system through which AIs, SLA-CMCs, and FDIC RSAM staff upload/exchange data thereafter. AIs may upload the following to their dedicated workspace in the FDIC's secure VDR: cases/reports (i.e., reports on charge-off accounts) with documentation to support their claims for covered losses (i.e., appraisals, summary of conversations with borrowers, loan documents, etc.), as well as various documents that SLA-CMCs request to complete their compliance reviews or solve findings. The documentation provided by AIs may include borrower names, loan numbers and amounts, and home addresses, as well as Tax Identification Numbers (TINs)/SSNs. FDIC RSAM staff and/or Task Order Oversight Managers (TOOMs) may also upload advance materials and other documentation to the VDR for retrieval by SLA-CMC staff. These materials are intended to facilitate CMC compliance reviews and could include any of the documentation that an AI would add. Authorized SLA-CMC staff access the secure FDIC VDR and download the data to their secure SLA-CMC systems and hardcopy files.

Another key way that SLA-CMCs obtain PII is through their on-site compliance visitations at the AI's and their Servicers' locations. As required by the FDIC, SLA-CMCs travel to the AI (or to the AI Servicers') sites to conduct on-site compliance reviews. As part of these reviews, SLA-CMCs interview AI staff and collect and review AI certificates, schedules, and other records pertaining to the AI's administration of loss share claims and loan modification denials. This includes but is not limited to failed institution and AI legacy loan and credit files, AI policies and procedures, internal audit reports, external independent public accountant reports, etc. This information, particularly the loan files and supporting documentation for claims and loan modification denials (i.e., charge-off memos, borrower financial statements, appraisals, settlement sheets, tax, and other expense payment records, etc.) may contain sensitive information and PII about customers, borrowers, and guarantors of failed/acquiring financial institutions. During the on-site visits, SLA-CMCs securely scan/copy this AI data and upload it to their secure monitoring files and work papers (which may be in electronic and hardcopy format).

## **Notice & Consent**

Individuals do not have the opportunity to "opt out" of providing their data or consenting to particular uses of their information. Personal information is not collected directly from individuals. PII is obtained from failed institution and assuming institution legacy loan files, and is necessary to support the conduct of SLA-CMC compliance reviews of Shared Loss Agreements on behalf of the FDIC.

## **Access to Data in SLA-CMCs**

Authorized FDIC employees and contractors have access to the data provided to the SLA-CMCs. After the SLA-CMC conducts a compliance review of the Acquiring Institution (AI), the SLA-CMC prepares a compliance report along with supporting files and work papers (which contain PII) to the secure FDIC VDR. The report and supporting work papers are accessible via the VDR to authorized DRR Oversight Managers (Oms), TOOMs/RSAM Specialists and Technicians, and Technical Monitors

(TMs) who have responsibility for overseeing and reviewing the work of the SLA-CMC. Authorized Receivership Assistance Contract (RAC) contractors who support DRR employees may have access on an “as-needed” basis to SLA-CMC reports and work papers containing PII for purposes of helping FDIC staff manage the processing and review of this data.

Authorized SLA-CMC staff also have access to the borrower/customer/guarantor PII as part of their compliance review activities. SLA-CMCs have access to or share PII data via the FDIC Resolution Data Aggregator (RDA) system as well as the FDIC Virtual Data Room (VDR). AIs upload their required certificates and data, which may include PII, to the secure RDA. SLA-CMCs are given access to designated folders/data within RDA on a “need to know” basis in order to download the AI certificates and validation results needed to conduct their assigned compliance reviews. As previously stated, SLA-CMC staff uploads their respective compliance reports and monitoring files/work papers (which contain PII) to the secure VDR for review by authorized FDIC DRR staff and contractors.

## Data Sharing

### Other Systems that Share or Have Access to Data in the System:

System Name	System Description	Type of Information Processed
<b>Resolution Data Aggregator (RDA)</b>	Acquiring institutions (AIs) upload their required certificates and data, which may include PII, to the secure RDA. SLA-CMCs are given access to designated folders and data within RDA on a “need to know” basis in order to download the AI certificates and validation results needed to conduct their assigned compliance reviews.	Full name, DOB, place of birth, SSN, employment status and history, mother’s maiden name, home address, phone numbers (non-work), personal email addresses, financial information, driver’s license information, vehicle identifiers, legal documents, military status and records, and photographic identifiers
<b>Virtual Data Room Secure Website Services (VDR)</b>	SLA-CMC staff uploads their respective compliance reports and monitoring files/work papers to the secure VDR for review by authorized FDIC DRR personnel.	Full name, DOB, place of birth, SSN, employment status and history, mother’s maiden name, home address, phone numbers (non-work), personal email addresses, financial information, driver’s license information, vehicle identifiers, legal documents, military status and records, and photographic identifiers

## Data Accuracy in SLA-CMCs

Data is collected directly from Acquiring Institutions (AIs) and/or from the failed institutions. As such, the FDIC and its vendors rely on the AIs and their servicers to provide accurate data. SLA-CMCs work with the FDIC to verify the integrity of the data before, in conjunction with, and after inputting it into the system or using it to support the project. As necessary, an authorized user for each respective SLA-CMC firm checks the data provided by the AI for completeness by reviewing the information, verifying whether or not certain documents or data is missing and requesting that FDIC obtain updated data from the AI when required.

## Data Security for SLA-CMCs

SLA-CMCs are required to protect and dispose of all PII and sensitive business information pertaining to their compliance reviews in accordance with the privacy and information security standards outlined in their contract and Confidentiality Agreements with the FDIC. Each SLA-CMC firm takes full responsibility for the conduct of their staff to ensure the confidentiality, integrity, and availability of the sensitive information collected and maintained by their respective firms on behalf of the FDIC. In addition, each SLA-CMC firm is required to go through the security review stipulated in the FDIC's Outsourced Information Service Provider Information Service Provider Assessment Methodology to verify their having appropriate physical, technical, and administrative security measures to safeguard FDIC-provided PII and other sensitive data in their care. The FDIC performs periodic, on-site reviews of SLA-CMC firms to ensure that they are handling and safeguarding all hardcopy and electronic monitoring files, work papers, reports, and other records associated with their compliance reviews, in accordance with FDIC data privacy and records retention requirements.

FDIC background checks and security clearances are required for all SLA-CMC personnel prior to granting them access to the PII and sensitive information maintained by the FDIC. Each SLA-CMC staff member's access to the secure FDIC VDR and RDA system is subject to approval by the FDIC Oversight Manager (OM). The OM confirms that SLA-CMC personnel have obtained security clearances through FDIC's Division of Administration (DOA) Security and Emergency Preparedness Section (SEPS) prior to granting access to the VDR and RDA.

## System of Records Notice (SORN)

SLA-CMCs operate under the FDIC Privacy Act SORN 30-64-0013, *Insured Financial Institution Liquidation Records*.

## Contact Us

To learn more about the FDIC's Privacy Program, please visit:  
<http://www.fdic.gov/about/privacy/>.

---

If you have a privacy-related question or request, email [Privacy@fdic.gov](mailto:Privacy@fdic.gov) or one of the [FDIC Privacy Program Contacts](#). You may also mail your privacy question or request to the FDIC Privacy Program at the following address: 3501 Fairfax Drive, Arlington, VA 22226.

