

# THE ATLANTIC CLUB CASINO HOTEL MONTHLY GROSS REVENUE REPORT

FOR THE MONTH OF FEBRUARY, 2013

## CASINO WIN - CURRENT MONTH

Line (a)	Type of Game (b)	Authorized Units (c)	Win or (Loss) (d)	Drop/Handle (e)	Win or (Loss) Percentage (f)
<b>Table and Other Games:</b>					
1	Blackjack	32	\$ 370,613	\$ 3,102,049	11.9%
2	Craps	4	315,638	1,297,055	24.3%
3	Roulette	5	152,648	786,071	19.4%
4	Big Six	1	3,012	10,367	29.1%
5	Baccarat				0.0%
6	Minibaccarat	4	125,191	1,678,297	7.5%
7	Other Games - (Page 2)	12	266,265	1,470,011	18.1%
8	Subtotal - Table and Other Games	58	1,233,367	\$ 8,343,850	14.8%
9	Poker		0		
10	<b>Total - Table and Other Games</b>	<b>58</b>	<b>\$ 1,233,367</b>		
<b>Slot Machines:</b>					
11	\$ .01 and .02 Slot Machines	1,036	\$ 6,069,586	\$ 51,606,934	11.8%
12	\$ .05 Slot Machines	54	310,830	4,956,387	6.3%
13	\$ .25 Slot Machines	128	751,451	10,156,509	7.4%
14	\$ .50 Slot Machines	9	56,297	656,474	8.6%
15	\$ 1.00 Slot Machines	107	970,726	13,572,360	7.2%
16	\$ 5.00 Slot Machines	46	310,774	4,209,635	7.4%
17	\$ 25.00 Slot Machines	3	17,425	127,375	13.7%
18	\$100.00 Slot Machines				0.0%
19	Multi-denominational Slot Machines	88	437,562	8,878,477	4.9%
20	Other Slot Machines	15	70,030	1,564,154	4.5%
21	<b>Total - Slot Machines</b>	<b>1,486</b>	<b>\$ 8,994,681</b>	<b>\$ 95,728,305</b>	<b>9.4%</b>
22	<b>Total Casino Win</b>		<b>\$ 10,228,048</b>		

## TAX ON GROSS REVENUE

23	Year-to-Date Table and Other Games Win .....	\$ 2,496,066
24	Year-to-Date Slot Machine Win .....	16,763,905
25	Year-to-Date Total Casino Win .....	<b>\$ 19,259,971</b>
26	Adjustments .....	
27	Year-To-Date Gross Revenue .....	<b>\$ 19,259,971</b>
28	Deduction for Eligible Promotional Gaming Credits .....	<b>\$ 3,493,821</b>
29	Year-To-Date Taxable Gross Revenue .....	<b>\$ 15,766,150</b>
30	Gross Revenue Tax (8% of line 29).....	\$ 1,261,292
31	Less - Total Tax Paid in Prior Months.....	584,547
32	Total Tax Required for this Month (line 30 less line 31).....	<b>\$ 676,745</b>
33	Total Progressive Meter Amounts - End of Month.....	\$ 407,775
34	Authorized Casino Square Footage - End of Month.....	75,416
35	Authorized Simulcasting Square Footage - End of Month.....	
36	Simulcasting Revenue for the Month.....	
37	Simulcasting Handle for the Month.....	
38	Promotional Gaming Credits Wagered for the Month.....	\$ 2,525,300

Under penalties of perjury, I declare that I have examined this report, and to the best of my knowledge and belief, it is true and complete.

March 6, 2013

DATE



JOANNE MCKENSIE

CASINO CONTROLLER (1231-11)

TITLE (LICENSE NUMBER)

**THE ATLANTIC CLUB CASINO HOTEL  
MONTHLY GROSS REVENUE REPORT  
SCHEDULE OF OTHER GAMES  
FOR THE MONTH OF FEBRUARY, 2013**

Type of Game (b)	Authorized Units (c)	Win or (Loss) (d)	Drop (e)	Win or (Loss) Percentage (f)
Sic Bo				
Pai Gow Poker	1	49,559	166,535	29.8%
Pai Gow	1	23,940	344,418	7.0%
Keno				
Caribbean Stud Poker				
Let it Ride Poker	2	40,142	224,833	17.9%
Three Card Poker	4	59,041	348,504	16.9%
Casino War				
Spanish 21	2	65,919	281,561	23.4%
Double Attack Blackjack				
Four Card Poker	1	22,450	91,515	24.5%
Texas Hold 'Em Bonus Poker				
Flop Poker	1	5,214	12,645	41.2%
Ultimate Texas Hold 'Em				
Asia Poker				
Winner's Pot Poker				
Mississippi Stud				
Mini-Tex 3 Card Hold'Em				
Supreme Pai Gow				
Triple Attack Blackjack				
High Roll Dice				
Boston 7 Stud Poker				
Electronic Table Games				
5 Card Hi-Lo				
Total -(Must agree with line 7 on Pg 1)	12	\$ 266,265	\$ 1,470,011	18.1%

# BALLY'S ATLANTIC CITY

## MONTHLY GROSS REVENUE REPORT

FOR THE MONTH OF FEBRUARY, 2013

### CASINO WIN - CURRENT MONTH

Line (a)	Type of Game (b)	Authorized Units (c)	Win or (Loss) (d)	Drop/Handle (e)	Win or (Loss) Percentage (f)
Table and Other Games:					
1	Blackjack	40	\$ 2,054,326	\$ 11,941,231	17.2%
2	Craps	6	576,394	3,863,244	14.9%
3	Roulette	14	786,198	3,874,006	20.3%
4	Big Six	1	46,063	139,420	33.0%
5	Baccarat	0	0	0	0.0%
6	Minibaccarat	17	954,694	8,212,440	11.6%
7	Other Games - (Page 2)	34	1,985,144	7,456,374	26.6%
8	Subtotal - Table and Other Games	112	6,402,819	\$ 35,486,715	18.0%
9	Poker	26	214,537		
10	<b>Total - Table and Other Games</b>	<b>138</b>	<b>\$ 6,617,356</b>		
Slot Machines:					
11	\$ .01 and .02 Slot Machines	854	\$ 5,202,596	\$ 36,500,776	14.3%
12	\$ .05 Slot Machines	168	578,757	5,185,944	11.2%
13	\$ .25 Slot Machines	397	1,763,451	22,348,398	7.9%
14	\$ .50 Slot Machines	36	285,731	2,403,606	11.9%
15	\$ 1.00 Slot Machines	284	1,551,275	22,504,214	6.9%
16	\$ 5.00 Slot Machines	86	602,909	6,398,985	9.4%
17	\$ 25.00 Slot Machines	14	91,843	1,315,675	7.0%
18	\$100.00 Slot Machines	14	85,174	622,500	13.7%
19	Multi-denominational Slot Machines	444	1,863,389	24,368,348	7.6%
20	Other Slot Machines	23	116,325	1,513,564	7.7%
21	<b>Total - Slot Machines</b>	<b>2,320</b>	<b>\$ 12,141,450</b>	<b>\$ 123,162,010</b>	<b>9.9%</b>
22	<b>Total Casino Win</b>		<b>\$ 18,758,806</b>		

### TAX ON GROSS REVENUE

23	Year-to-Date Table and Other Games Win .....	\$ 13,943,276
24	Year-to-Date Slot Machine Win .....	22,467,129
25	Year-to-Date Total Casino Win .....	<b>\$ 36,410,405</b>
26	Adjustments .....	<b>\$ (333,882)</b>
27	Year-To-Date Gross Revenue .....	<b>\$ 36,076,523</b>
28	Deduction for Eligible Promotional Gaming Credits .....	<b>\$ 2,772,211</b>
29	Year-To-Date Taxable Gross Revenue .....	<b>\$ 33,304,312</b>
30	Gross Revenue Tax (8% of line 29).....	\$ 2,664,345
31	Less - Total Tax Paid in Prior Months.....	1,302,367
32	Total Tax Required for this Month (line 30 less line 31).....	\$ 1,361,978
33	Total Progressive Meter Amounts - End of Month.....	\$ 1,431,883
34	Authorized Casino Square Footage - End of Month.....	104,084
35	Authorized Simulcasting Square Footage - End of Month.....	9,393
36	Simulcasting Revenue for the Month.....	\$ 48,318
37	Simulcasting Handle for the Month.....	\$ 560,120
38	Promotional Gaming Credits Wagered for the Month.....	\$ 1,999,172

Under penalties of perjury, I declare that I have examined this report, and to the best of my knowledge and belief, it is true and complete.

March 7, 2013

DATE



William Pangoras

Operations Controller (1792-11)

TITLE (LICENSE NUMBER)

**BALLY'S ATLANTIC CITY  
MONTHLY GROSS REVENUE REPORT  
SCHEDULE OF OTHER GAMES  
FOR THE MONTH OF FEBRUARY, 2013**

Type of Game (b)	Authorized Units (c)	Win or (Loss) (d)	Drop (e)	Win or (Loss) Percentage (f)
Sic Bo	0			
Pai Gow Poker	4	182,669	734,705	24.9%
Pai Gow	2	185,065	928,673	19.9%
Keno	0			
Caribbean Stud Poker	2	(2,042)	263,426	-0.8%
Let it Ride Poker	3	148,262	690,200	21.5%
Three Card Poker	10	775,275	2,176,513	35.6%
Casino War				
Spanish 21	4	280,080	1,039,422	26.9%
Double Attack Blackjack				
Four Card Poker	5	207,602	855,278	24.3%
Texas Hold 'Em Bonus Poker	1	8,988	47,347	19.0%
Flop Poker				
Ultimate Texas Hold 'Em	2	123,235	532,896	23.1%
Asia Poker	1	76,010	187,914	40.4%
Winner's Pot Poker				
Mississippi Stud				
Mini-Tex 3 Card Hold'Em				
Supreme Pai Gow				
Triple Attack Blackjack				
High Roll Dice				
Boston 7 Stud Poker				
Electronic Table Games				
5 Card Hi-Lo				
Total -(Must agree with line 7 on Pg 1)	34	\$ 1,985,144	\$ 7,456,374	26.6%

# BORGATA HOTEL CASINO & SPA MONTHLY GROSS REVENUE REPORT

FOR THE MONTH OF FEBRUARY, 2013

## CASINO WIN - CURRENT MONTH

Line (a)	Type of Game (b)	Authorized Units (c)	Win or (Loss) (d)	Drop/Handle (e)	Win or (Loss) Percentage (f)
Table and Other Games:					
1	Blackjack	76	\$ 5,669,900	\$ 49,369,300	11.5%
2	Craps	14	2,299,463	10,755,564	21.4%
3	Roulette	21	1,706,947	8,449,940	20.2%
4	Big Six	1	61,569	136,112	45.2%
5	Baccarat	1	66,635	473,186	14.1%
6	Minibaccarat	15	1,574,102	10,848,990	14.5%
7	Other Games - (Page 2)	55	2,936,443	13,679,020	21.5%
8	Subtotal - Table and Other Games	183	14,315,059	\$ 93,712,112	15.3%
9	Poker	81	1,424,064		
10	<b>Total - Table and Other Games</b>	<b>264</b>	<b>\$ 15,739,123</b>		
Slot Machines:					
11	\$ .01 and .02 Slot Machines	1,536	\$ 13,628,842	\$ 119,396,122	11.4%
12	\$ .05 Slot Machines	385	2,873,837	35,596,666	8.1%
13	\$ .25 Slot Machines	294	1,863,156	19,717,427	9.4%
14	\$ .50 Slot Machines	91	724,312	9,106,013	8.0%
15	\$ 1.00 Slot Machines	230	2,859,770	32,668,130	8.8%
16	\$ 5.00 Slot Machines	82	1,270,900	19,007,855	6.7%
17	\$ 25.00 Slot Machines	16	567,773	5,838,875	9.7%
18	\$100.00 Slot Machines	8	211,025	2,487,000	8.5%
19	Multi-denominational Slot Machines	613	5,884,435	118,747,073	5.0%
20	Other Slot Machines	50	962,481	10,079,660	9.5%
21	<b>Total - Slot Machines</b>	<b>3,305</b>	<b>\$ 30,846,531</b>	<b>\$ 372,644,821</b>	<b>8.3%</b>
22	<b>Total Casino Win</b>		<b>\$ 46,585,654</b>		


## TAX ON GROSS REVENUE

23	Year-to-Date Table and Other Games Win .....	\$ 32,148,696	
24	Year-to-Date Slot Machine Win .....	61,611,677	
25	Year-to-Date Total Casino Win .....		<b>\$ 93,760,373</b>
26	Adjustments .....		
27	Year-To-Date Gross Revenue .....		<b>\$ 93,760,373</b>
28	Deduction for Eligible Promotional Gaming Credits .....		<b>\$ 7,106,541</b>
29	Year-To-Date Taxable Gross Revenue .....		<b>\$ 86,653,832</b>
30	Gross Revenue Tax (8% of line 29).....	\$ 6,932,307	
31	Less - Total Tax Paid in Prior Months.....		3,472,475
32	Total Tax Required for this Month (line 30 less line 31).....		<b>\$ 3,459,832</b>
33	Total Progressive Meter Amounts - End of Month.....	\$ 942,213	
34	Authorized Casino Square Footage - End of Month.....	136,667	
35	Authorized Simulcasting Square Footage - End of Month.....	23,620	
36	Simulcasting Revenue for the Month.....	\$ 170,099	
37	Simulcasting Handle for the Month.....	\$ 1,927,966	
38	Promotional Gaming Credits Wagered for the Month.....	\$ 4,768,484	

Under penalties of perjury, I declare that I have examined this report, and to the best of my knowledge and belief, it is true and complete.

March 11, 2013

DATE



Betty J Parker

Casino Controller - Lic. # 8038-11

TITLE (LICENSE NUMBER)

**BORGATA HOTEL CASINO & SPA**  
**MONTHLY GROSS REVENUE REPORT**  
**SCHEDULE OF OTHER GAMES**  
**FOR THE MONTH OF FEBRUARY, 2013**

Type of Game (b)	Authorized Units (c)	Win or (Loss) (d)	Drop (e)	Win or (Loss) Percentage (f)
Sic Bo	1	21,996	42,265	52.0%
Pai Gow Poker	7	486,647	1,666,003	29.2%
Pai Gow	2	163,745	763,708	21.4%
Keno				
Caribbean Stud Poker	2	(8,079)	386,246	-2.1%
Let it Ride Poker	5	314,529	1,871,911	16.8%
Three Card Poker	13	757,263	3,521,316	21.5%
Casino War	2	114,084	335,275	34.0%
Spanish 21	7	321,392	1,684,146	19.1%
Double Attack Blackjack				
Four Card Poker	4	358,059	1,614,226	22.2%
Texas Hold 'Em Bonus Poker	4	166,655	594,861	28.0%
Flop Poker	4	130,096	808,987	16.1%
Ultimate Texas Hold 'Em				
Asia Poker	2	69,613	255,045	27.3%
Winner's Pot Poker				
Mississippi Stud				
Mini-Tex 3 Card Hold'Em				
Supreme Pai Gow				
Triple Attack Blackjack				
High Roll Dice				
Boston 7 Stud Poker				
Electronic Table Games				
5 Card Hi-Lo	2	40,443	135,031	30.0%
Total -(Must agree with line 7 on Pg 1)	55	\$ 2,936,443	\$ 13,679,020	21.5%

# CAESARS ATLANTIC CITY MONTHLY GROSS REVENUE REPORT

FOR THE MONTH OF FEBRUARY, 2013

**CASINO WIN - CURRENT MONTH**

**AMENDED MARCH 11, 2013**

Line (a)	Type of Game (b)	Authorized Units (c)	Win or (Loss) (d)	Drop/Handle (e)	Win or (Loss) Percentage (f)
Table and Other Games:					
1	Blackjack	59	\$ 3,199,898	\$ 27,321,280	11.7%
2	Craps	14	1,646,976	9,320,535	17.7%
3	Roulette	17	980,565	5,568,405	17.6%
4	Big Six	1	57,617	142,437	40.5%
5	Baccarat	4	280,945	2,708,681	10.4%
6	Minibaccarat	9	988,485	3,101,153	31.9%
7	Other Games - (Page 2)	41	2,677,042	9,105,695	29.4%
8	Subtotal - Table and Other Games	145	9,831,528	\$ 57,268,186	17.2%
9	Poker	35	226,850		
10	<b>Total - Table and Other Games</b>	<b>180</b>	<b>\$ 10,058,378</b>		

Slot Machines:					
11	\$ .01 and .02 Slot Machines	1,176	\$ 7,899,132	\$ 64,696,794	12.2%
12	\$ .05 Slot Machines	102	746,281	6,362,820	11.7%
13	\$ .25 Slot Machines	161	1,547,389	11,900,293	13.0%
14	\$ .50 Slot Machines	45	169,663	1,725,001	9.8%
15	\$ 1.00 Slot Machines	211	1,272,195	17,651,195	7.2%
16	\$ 5.00 Slot Machines	68	711,219	12,403,550	5.7%
17	\$ 25.00 Slot Machines	14	(100,698)	4,231,025	-2.4%
18	\$100.00 Slot Machines	13	(191,261)	2,218,800	-8.6%
19	Multi-denominational Slot Machines	267	1,948,483	32,449,538	6.0%
20	Other Slot Machines	44	145,629	7,566,058	1.9%
21	<b>Total - Slot Machines</b>	<b>2,101</b>	<b>\$ 14,148,032</b>	<b>\$ 161,205,074</b>	<b>8.8%</b>
22	<b>Total Casino Win</b>		<b>\$ 24,206,410</b>		

**TAX ON GROSS REVENUE**

23	Year-to-Date Table and Other Games Win .....	\$ 18,781,123
24	Year-to-Date Slot Machine Win .....	28,699,322
25	Year-to-Date Total Casino Win .....	<b>\$ 47,480,445</b>
26	Adjustments .....	\$ 27
27	Year-To-Date Gross Revenue .....	<b>\$ 47,480,472</b>
28	Deduction for Eligible Promotional Gaming Credits .....	<b>\$ 3,299,793</b>
29	Year-To-Date Taxable Gross Revenue .....	<b>\$ 44,180,679</b>
30	Gross Revenue Tax (8% of line 29).....	\$ 3,534,454
31	Less - Total Tax Paid in Prior Months.....	1,724,151
32	Total Tax Required for this Month (line 30 less line 31).....	<b>\$ 1,810,303</b>
33	Total Progressive Meter Amounts - End of Month.....	\$ 1,138,180
34	Authorized Casino Square Footage - End of Month.....	111,812
35	Authorized Simulcasting Square Footage - End of Month.....	28,963
36	Simulcasting Revenue for the Month.....	\$ 47,638
37	Simulcasting Handle for the Month.....	\$ 546,218
38	Promotional Gaming Credits Wagered for the Month.....	\$ 2,253,511

Under penalties of perjury, I declare that I have examined this report, and to the best of my knowledge and belief, it is true and complete.

March 8, 2013

DATE



DONNA HOGAN

OPERATIONAL CONTROLLER

TITLE (LICENSE NUMBER)

**CAESARS ATLANTIC CITY  
MONTHLY GROSS REVENUE REPORT  
SCHEDULE OF OTHER GAMES  
FOR THE MONTH OF FEBRUARY, 2013**

Type of Game (b)	Authorized Units (c)	Win or (Loss) (d)	Drop (e)	Win or (Loss) Percentage (f)
Sic Bo	1	10,718	55,888	19.2%
Pai Gow Poker	5	694,735	1,281,894	54.2%
Pai Gow	6	305,251	1,757,725	17.4%
Keno				
Caribbean Stud Poker	1	17,413	64,697	26.9%
Let it Ride Poker	2	54,763	436,354	12.6%
Three Card Poker	11	960,541	2,597,056	37.0%
Casino War				
Spanish 21	5	188,940	725,196	26.1%
Double Attack Blackjack				
Four Card Poker	4	206,032	1,170,471	17.6%
Texas Hold 'Em Bonus Poker	2	23,869	118,829	20.1%
Flop Poker				
Ultimate Texas Hold 'Em	1	55,556	252,377	22.0%
Asia Poker	2	78,276	325,393	24.1%
Winner's Pot Poker				
Mississippi Stud	1	80,948	319,815	25.3%
Mini-Tex 3 Card Hold'Em				
Supreme Pai Gow				
Triple Attack Blackjack				
High Roll Dice				
Boston 7 Stud Poker				
Electronic Table Games				
5 Card Hi-Lo				
Total -(Must agree with line 7 on Pg 1)	41	\$ 2,677,042	\$ 9,105,695	29.4%



# GOLDEN NUGGET MONTHLY GROSS REVENUE REPORT

FOR THE MONTH OF February, 2013

## CASINO WIN - CURRENT MONTH

Line (a)	Type of Game (b)	Authorized Units (c)	Win or (Loss) (d)	Drop/Handle (e)	Win or (Loss) Percentage (f)
Table and Other Games:					
1	Blackjack	27	\$ 840,007	\$ 5,099,248	16.5%
2	Craps	5	110,412	1,893,846	5.8%
3	Roulette	8	272,799	1,284,577	21.2%
4	Big Six	1	16,090	75,905	21.2%
5	Baccarat	0			0.0%
6	Minibaccarat	12	1,004,743	8,470,622	11.9%
7	Other Games - (Page 2)	18	639,965	3,093,057	20.7%
8	Subtotal - Table and Other Games	71	2,884,016	\$ 19,917,255	14.5%
9	Poker	20	34,380		
10	<b>Total - Table and Other Games</b>	<b>91</b>	<b>\$ 2,918,396</b>		
Slot Machines:					
11	\$ .01 and .02 Slot Machines	638	\$ 3,807,890	\$ 35,144,427	10.8%
12	\$ .05 Slot Machines	133	367,135	4,672,589	7.9%
13	\$ .25 Slot Machines	204	674,179	8,003,957	8.4%
14	\$ .50 Slot Machines	20	82,069	925,006	8.9%
15	\$ 1.00 Slot Machines	125	781,616	8,397,486	9.3%
16	\$ 5.00 Slot Machines	25	142,952	2,402,085	6.0%
17	\$ 25.00 Slot Machines	8	9,890	569,225	1.7%
18	\$100.00 Slot Machines	4	64,402	553,300	11.6%
19	Multi-denominational Slot Machines	286	1,097,664	16,712,183	6.6%
20	Other Slot Machines	6	62,312	605,120	10.3%
21	<b>Total - Slot Machines</b>	<b>1,449</b>	<b>\$ 7,090,109</b>	<b>\$ 77,985,378</b>	<b>9.1%</b>
22	<b>Total Casino Win</b>		<b>\$ 10,008,505</b>		

## TAX ON GROSS REVENUE

23	Year-to-Date Table and Other Games Win .....	\$ 5,972,526
24	Year-to-Date Slot Machine Win .....	13,617,437
25	Year-to-Date Total Casino Win .....	<b>\$ 19,589,963</b>
26	Adjustments .....	
27	Year-To-Date Gross Revenue .....	<b>\$ 19,589,963</b>
28	Deduction for Eligible Promotional Gaming Credits .....	<b>\$ 1,885,077</b>
29	Year-To-Date Taxable Gross Revenue .....	<b>\$ 17,704,886</b>
30	Gross Revenue Tax (8% of line 29).....	\$ 1,416,391
31	Less - Total Tax Paid in Prior Months.....	690,848
32	Total Tax Required for this Month (line 30 less line 31).....	\$ 725,543
33	Total Progressive Meter Amounts - End of Month.....	\$ 467,622
34	Authorized Casino Square Footage - End of Month.....	70,250
35	Authorized Simulcasting Square Footage - End of Month.....	
36	Simulcasting Revenue for the Month.....	
37	Simulcasting Handle for the Month.....	
38	Promotional Gaming Credits Wagered for the Month.....	\$ 1,341,145

Under penalties of perjury, I declare that I have examined this report, and to the best of my knowledge and belief, it is true and complete.

March 8, 2013

DATE



Keith Crede

Vice President Finance (6939-11)

TITLE (LICENSE NUMBER)

# GOLDEN NUGGET MONTHLY GROSS REVENUE REPORT SCHEDULE OF OTHER GAMES

FOR THE MONTH OF February, 2013

Type of Game (b)	Authorized Units (c)	Win or (Loss) (d)	Drop (e)	Win or (Loss) Percentage (f)
Sic Bo				
Pai Gow Poker	2	56,614	206,871	27.4%
Pai Gow	1	33,567	597,810	5.6%
Keno				
Caribbean Stud Poker	1	31,611	103,199	30.6%
Let it Ride Poker	2	68,410	331,068	20.7%
Three Card Poker	5	196,847	681,424	28.9%
Casino War				
Spanish 21	2	30,584	325,635	9.4%
Double Attack Blackjack				
Four Card Poker	1	49,891	247,968	20.1%
Texas Hold 'Em Bonus Poker				
Flop Poker	1	14,074	45,009	31.3%
Ultimate Texas Hold 'Em	1	36,115	123,233	29.3%
Asia Poker				
Winner's Pot Poker				
Mississippi Stud	2	122,252	430,840	28.4%
Mini-Tex 3 Card Hold'Em				
Supreme Pai Gow				
Triple Attack Blackjack				
High Roll Dice				
Boston 7 Stud Poker				
Electronic Table Games				
5 Card Hi-Lo				
Total -(Must agree with line 7 on Pg 1)	18	\$ 639,965	\$ 3,093,057	20.7%

# HARRAH'S RESORT ATLANTIC CITY MONTHLY GROSS REVENUE REPORT

FOR THE MONTH OF FEBRUARY 2013

## CASINO WIN - CURRENT MONTH

Line (a)	Type of Game (b)	Authorized Units (c)	Win or (Loss) (d)	Drop/Handle (e)	Win or (Loss) Percentage (f)
<b>Table and Other Games:</b>					
1	Blackjack	74	\$ 3,086,026	\$ 17,886,276	17.3%
2	Craps	9	1,063,643	4,700,864	22.6%
3	Roulette	12	1,026,213	4,205,406	24.4%
4	Big Six	1	63,958	123,936	51.6%
5	Baccarat	0			0.0%
6	Minibaccarat	4	332,855	1,607,547	20.7%
7	Other Games - (Page 2)	39	2,191,039	7,305,408	30.0%
8	Subtotal - Table and Other Games	139	7,763,734	\$ 35,829,437	21.7%
9	Poker	40	294,943		
10	<b>Total - Table and Other Games</b>	<b>179</b>	<b>\$ 8,058,677</b>		
<b>Slot Machines:</b>					
11	\$ .01 and .02 Slot Machines	871	\$ 5,165,365	\$ 50,505,717	10.2%
12	\$ .05 Slot Machines	171	1,878,050	18,100,368	10.4%
13	\$ .25 Slot Machines	395	2,929,120	25,661,210	11.4%
14	\$ .50 Slot Machines	8	(34,192)	85,065	-40.2%
15	\$ 1.00 Slot Machines	192	2,176,816	23,339,480	9.3%
16	\$ 5.00 Slot Machines	56	557,319	7,696,000	7.2%
17	\$ 25.00 Slot Machines	16	47,896	2,158,150	2.2%
18	\$100.00 Slot Machines	7	238,672	1,933,200	12.3%
19	Multi-denominational Slot Machines	884	6,607,376	105,550,746	6.3%
20	Other Slot Machines	26	277,796	2,258,876	12.3%
21	<b>Total - Slot Machines</b>	<b>2,626</b>	<b>\$ 19,844,218</b>	<b>\$ 237,288,812</b>	<b>8.4%</b>
22	<b>Total Casino Win</b>		<b>\$ 27,902,895</b>		

## TAX ON GROSS REVENUE

23	Year-to-Date Table and Other Games Win .....	\$ 15,610,139	
24	Year-to-Date Slot Machine Win .....	38,957,882	
25	Year-to-Date Total Casino Win .....	<b>\$ 54,568,021</b>	
26	Adjustments .....	<b>\$ (92,398)</b>	
27	Year-To-Date Gross Revenue .....	<b>\$ 54,475,623</b>	
28	Deduction for Eligible Promotional Gaming Credits .....	<b>\$ 3,384,380</b>	
29	Year-To-Date Taxable Gross Revenue .....	<b>\$ 51,091,243</b>	
30	Gross Revenue Tax (8% of line 29).....	\$ 4,087,299	
31	Less - Total Tax Paid in Prior Months.....	1,985,224	
32	Total Tax Required for this Month (line 30 less line 31).....	<b>\$ 2,102,075</b>	
33	Total Progressive Meter Amounts - End of Month.....	\$ 2,065,352	
34	Authorized Casino Square Footage - End of Month.....	158,497	
35	Authorized Simulcasting Square Footage - End of Month.....	569	
36	Simulcasting Revenue for the Month.....	\$ 33,068	
37	Simulcasting Handle for the Month.....	\$ 388,835	
38	Promotional Gaming Credits Wagered for the Month.....	\$ 2,323,879	

Under penalties of perjury, I declare that I have examined this report, and to the best of my knowledge and belief, it is true and complete.

March 11, 2013

DATE



Joseph Lodise

Operations Controller (008900-11)

TITLE (LICENSE NUMBER)

**HARRAH'S RESORT ATLANTIC CITY  
MONTHLY GROSS REVENUE REPORT  
SCHEDULE OF OTHER GAMES  
FOR THE MONTH OF FEBRUARY 2013**

Type of Game (b)	Authorized Units (c)	Win or (Loss) (d)	Drop (e)	Win or (Loss) Percentage (f)
Sic Bo				
Pai Gow Poker	3	95,573	396,981	24.1%
Pai Gow	1	26,923	29,975	89.8%
Keno	4	29,354	94,249	31.1%
Caribbean Stud Poker	1	39,467	173,184	22.8%
Let it Ride Poker	3	209,771	846,473	24.8%
Three Card Poker	16	1,156,197	3,330,756	34.7%
Casino War				
Spanish 21	1	82,800	368,120	22.5%
Double Attack Blackjack	1	24,831	146,672	16.9%
Four Card Poker	3	117,586	598,870	19.6%
Texas Hold 'Em Bonus Poker	1	55,511	192,708	28.8%
Flop Poker	3	122,819	408,125	30.1%
Ultimate Texas Hold 'Em	1	89,862	265,924	33.8%
Asia Poker				
Winner's Pot Poker				
Mississippi Stud	1	140,345	453,371	31.0%
Mini-Tex 3 Card Hold'Em				
Supreme Pai Gow				
Triple Attack Blackjack				
High Roll Dice				
Boston 7 Stud Poker				
Electronic Table Games				
5 Card Hi-Lo				
Total -(Must agree with line 7 on Pg 1)	39	\$ 2,191,039	\$ 7,305,408	30.0%

# RESORTS CASINO HOTEL (DGMB CASINO LLC)

## MONTHLY GROSS REVENUE REPORT

FOR THE MONTH OF FEBRUARY, 2013

### CASINO WIN - CURRENT MONTH

Line (a)	Type of Game (b)	Authorized Units (c)	Win or (Loss) (d)	Drop/Handle (e)	Win or (Loss) Percentage (f)
Table and Other Games:					
1	Blackjack	34	\$ 1,023,918	\$ 5,084,181	20.1%
2	Craps	4	321,380	1,623,432	19.8%
3	Roulette	8	236,209	1,048,017	22.5%
4	Big Six	1	5,910	18,849	31.4%
5	Baccarat				0.0%
6	Minibaccarat	7	205,918	1,139,268	18.1%
7	Other Games - (Page 2)	16	503,466	2,068,113	24.3%
8	Subtotal - Table and Other Games	70	2,296,801	\$ 10,981,860	20.9%
9	Poker				
10	<b>Total - Table and Other Games</b>	<b>70</b>	<b>\$ 2,296,801</b>		
Slot Machines:					
11	\$ .01 and .02 Slot Machines	679	\$ 2,636,555	\$ 22,551,266	11.7%
12	\$ .05 Slot Machines	138	252,219	2,925,759	8.6%
13	\$ .25 Slot Machines	239	740,356	7,982,337	9.3%
14	\$ .50 Slot Machines	36	57,209	713,578	8.0%
15	\$ 1.00 Slot Machines	85	318,901	4,240,883	7.5%
16	\$ 5.00 Slot Machines	28	179,377	2,876,925	6.2%
17	\$ 25.00 Slot Machines	8	160,454	1,096,225	14.6%
18	\$100.00 Slot Machines	6	(55,900)	936,800	-6.0%
19	Multi-denominational Slot Machines	567	2,062,687	29,411,627	7.0%
20	Other Slot Machines	15	89,081	2,664,866	3.3%
21	<b>Total - Slot Machines</b>	<b>1,801</b>	<b>\$ 6,440,939</b>	<b>\$ 75,400,266</b>	<b>8.5%</b>
22	<b>Total Casino Win</b>		<b>\$ 8,737,740</b>		

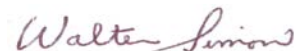
### TAX ON GROSS REVENUE

23	Year-to-Date Table and Other Games Win .....	\$ 4,337,945
24	Year-to-Date Slot Machine Win .....	12,583,921
25	Year-to-Date Total Casino Win .....	<b>\$ 16,921,866</b>
26	Adjustments .....	<b>\$ (400,120)</b>
27	Year-To-Date Gross Revenue .....	<b>\$ 16,521,746</b>
28	Deduction for Eligible Promotional Gaming Credits .....	<b>\$ 1,581,816</b>
29	Year-To-Date Taxable Gross Revenue .....	<b>\$ 14,939,930</b>
30	Gross Revenue Tax (8% of line 29).....	\$ 1,195,194
31	Less - Total Tax Paid in Prior Months.....	594,071
32	Total Tax Required for this Month (line 30 less line 31).....	<b>\$ 601,123</b>
33	Total Progressive Meter Amounts - End of Month.....	\$ 690,173
34	Authorized Casino Square Footage - End of Month.....	92,345
35	Authorized Simulcasting Square Footage - End of Month.....	
36	Simulcasting Revenue for the Month.....	
37	Simulcasting Handle for the Month.....	
38	Promotional Gaming Credits Wagered for the Month.....	\$ 1,175,590

Under penalties of perjury, I declare that I have examined this report, and to the best of my knowledge and belief, it is true and complete.

March 11, 2013

DATE



Walter P. Simon

Director Operational Accounting.3930-11  
TITLE (LICENSE NUMBER)

**RESORTS CASINO HOTEL (DGMB CASINO LLC)**  
**MONTHLY GROSS REVENUE REPORT**  
**SCHEDULE OF OTHER GAMES**  
**FOR THE MONTH OF FEBRUARY, 2013**

Type of Game (b)	Authorized Units (c)	Win or (Loss) (d)	Drop (e)	Win or (Loss) Percentage (f)
Sic Bo				
Pai Gow Poker	3	58,361	216,107	27.0%
Pai Gow	2	27,838	132,238	21.1%
Keno				
Caribbean Stud Poker				
Let it Ride Poker	2	84,046	338,536	24.8%
Three Card Poker	4	149,325	594,680	25.1%
Casino War				
Spanish 21	3	109,239	530,024	20.6%
Double Attack Blackjack				
Four Card Poker	1	40,494	122,947	32.9%
Texas Hold 'Em Bonus Poker	1	34,163	133,581	25.6%
Flop Poker				
Ultimate Texas Hold 'Em				
Asia Poker				
Winner's Pot Poker				
Mississippi Stud				
Mini-Tex 3 Card Hold'Em				
Supreme Pai Gow				
Triple Attack Blackjack				
High Roll Dice				
Boston 7 Stud Poker				
Electronic Table Games				
5 Card Hi-Lo				
Total -(Must agree with line 7 on Pg 1)	16	\$ 503,466	\$ 2,068,113	24.3%

# REVEL ENTERTAINMENT GROUP, LLC

## MONTHLY GROSS REVENUE REPORT

FOR THE MONTH OF FEBRUARY, 2013

### CASINO WIN - CURRENT MONTH

Line (a)	Type of Game (b)	Authorized Units (c)	Win or (Loss) (d)	Drop/Handle (e)	Win or (Loss) Percentage (f)
<b>Table and Other Games:</b>					
1	Blackjack	64	\$ 1,897,980	\$ 13,796,874	13.8%
2	Craps	10	1,116,024	4,783,048	23.3%
3	Roulette	9	437,722	2,569,260	17.0%
4	Big Six	1	15,117	33,986	44.5%
5	Baccarat				0.0%
6	Minibaccarat	5	518,590	3,028,352	17.1%
7	Other Games - (Page 2)	26	604,780	2,671,172	22.6%
8	Subtotal - Table and Other Games	115	4,590,213	\$ 26,882,692	17.1%
9	Poker	37	62,910		
10	<b>Total - Table and Other Games</b>	<b>152</b>	<b>\$ 4,653,123</b>		
<b>Slot Machines:</b>					
11	\$ .01 and .02 Slot Machines	1,483	\$ 2,511,461	\$ 21,442,955	11.7%
12	\$ .05 Slot Machines	75	167,662	1,681,550	10.0%
13	\$ .25 Slot Machines	153	276,144	2,328,391	11.9%
14	\$ .50 Slot Machines				0.0%
15	\$ 1.00 Slot Machines	160	336,011	3,825,615	8.8%
16	\$ 5.00 Slot Machines	24	80,323	813,455	9.9%
17	\$ 25.00 Slot Machines	3	39,400	315,875	12.5%
18	\$100.00 Slot Machines	5	25,899	188,700	13.7%
19	Multi-denominational Slot Machines	506	927,959	15,845,018	5.9%
20	Other Slot Machines	2	1,960	17,840	11.0%
21	<b>Total - Slot Machines</b>	<b>2,411</b>	<b>\$ 4,366,819</b>	<b>\$ 46,459,399</b>	<b>9.4%</b>
22	<b>Total Casino Win</b>		<b>\$ 9,019,942</b>		


### TAX ON GROSS REVENUE

23	Year-to-Date Table and Other Games Win .....	\$ 8,438,881
24	Year-to-Date Slot Machine Win .....	8,565,151
25	Year-to-Date Total Casino Win .....	<b>\$ 17,004,032</b>
26	Adjustments .....	
27	Year-To-Date Gross Revenue .....	<b>\$ 17,004,032</b>
28	Deduction for Eligible Promotional Gaming Credits .....	<b>\$ 816,897</b>
29	Year-To-Date Taxable Gross Revenue .....	<b>\$ 16,187,135</b>
30	Gross Revenue Tax (8% of line 29).....	\$ 1,294,971
31	Less - Total Tax Paid in Prior Months.....	602,498
32	Total Tax Required for this Month (line 30 less line 31).....	<b>\$ 692,473</b>
33	Total Progressive Meter Amounts - End of Month.....	\$ 1,898,046
34	Authorized Casino Square Footage - End of Month.....	130,000
35	Authorized Simulcasting Square Footage - End of Month.....	
36	Simulcasting Revenue for the Month.....	
37	Simulcasting Handle for the Month.....	
38	Promotional Gaming Credits Wagered for the Month.....	\$ 520,311

Under penalties of perjury, I declare that I have examined this report, and to the best of my knowledge and belief, it is true and complete.

March 7, 2013

DATE



Ford Palmer

Casino Controller 4086-11  
TITLE (LICENSE NUMBER)

**REVEL ENTERTAINMENT GROUP, LLC**  
**MONTHLY GROSS REVENUE REPORT**  
**SCHEDULE OF OTHER GAMES**  
**FOR THE MONTH OF FEBRUARY, 2013**

Type of Game (b)	Authorized Units (c)	Win or (Loss) (d)	Drop (e)	Win or (Loss) Percentage (f)
Sic Bo				
Pai Gow Poker	2	64,262	294,366	21.8%
Pai Gow	2	13,362	98,595	13.6%
Keno				
Caribbean Stud Poker				
Let it Ride Poker	2	50,515	328,808	15.4%
Three Card Poker	6	177,990	732,855	24.3%
Casino War				
Spanish 21	2	177,979	459,551	38.7%
Double Attack Blackjack				
Four Card Poker	2	55,168	307,740	17.9%
Texas Hold 'Em Bonus Poker	1	11,751	66,438	17.7%
Flop Poker				
Ultimate Texas Hold 'Em				
Asia Poker				
Winner's Pot Poker				
Mississippi Stud				
Mini-Tex 3 Card Hold'Em				
Supreme Pai Gow				
Triple Attack Blackjack				
High Roll Dice				
Boston 7 Stud Poker				
Electronic Table Games	9	53,753	382,819	14.0%
5 Card Hi-Lo				
Total -(Must agree with line 7 on Pg 1)	26	\$ 604,780	\$ 2,671,172	22.6%



# SHOWBOAT MONTHLY GROSS REVENUE REPORT

FOR THE MONTH OF FEBRUARY, 2013

## CASINO WIN - CURRENT MONTH

Line (a)	Type of Game (b)	Authorized Units (c)	Win or (Loss) (d)	Drop/Handle (e)	Win or (Loss) Percentage (f)
Table and Other Games:					
1	Blackjack	41	\$ 893,557	\$ 5,862,523	15.2%
2	Craps	5	445,602	2,669,849	16.7%
3	Roulette	9	409,264	1,875,466	21.8%
4	Big Six	1	23,266	41,582	56.0%
5	Baccarat				0.0%
6	Minibaccarat	9	300,634	2,615,719	11.5%
7	Other Games - (Page 2)	25	1,175,909	3,914,945	30.0%
8	Subtotal - Table and Other Games	90	3,248,232	\$ 16,980,084	19.1%
9	Poker	24	253,328		
10	<b>Total - Table and Other Games</b>	<b>114</b>	<b>\$ 3,501,560</b>		
Slot Machines:					
11	\$ .01 and .02 Slot Machines	781	\$ 4,080,255	\$ 31,173,913	13.1%
12	\$ .05 Slot Machines	93	694,877	7,608,013	9.1%
13	\$ .25 Slot Machines	191	991,719	10,930,551	9.1%
14	\$ .50 Slot Machines	1	5,139	46,569	11.0%
15	\$ 1.00 Slot Machines	149	878,906	11,832,781	7.4%
16	\$ 5.00 Slot Machines	29	193,720	2,992,540	6.5%
17	\$ 25.00 Slot Machines	3	63,779	372,025	17.1%
18	\$100.00 Slot Machines	3	(4,474)	428,300	-1.0%
19	Multi-denominational Slot Machines	1,039	4,196,875	45,621,848	9.2%
20	Other Slot Machines	5	11,878	365,220	3.3%
21	<b>Total - Slot Machines</b>	<b>2,294</b>	<b>\$ 11,112,674</b>	<b>\$ 111,371,760</b>	<b>10.0%</b>
22	<b>Total Casino Win</b>		<b>\$ 14,614,234</b>		

## TAX ON GROSS REVENUE

23	Year-to-Date Table and Other Games Win .....	\$ 6,761,474
24	Year-to-Date Slot Machine Win .....	21,466,586
25	Year-to-Date Total Casino Win .....	<b>\$ 28,228,060</b>
26	Adjustments .....	
27	Year-To-Date Gross Revenue .....	<b>\$ 28,228,060</b>
28	Deduction for Eligible Promotional Gaming Credits .....	<b>\$ 2,756,969</b>
29	Year-To-Date Taxable Gross Revenue .....	<b>\$ 25,471,091</b>
30	Gross Revenue Tax (8% of line 29).....	\$ 2,037,687
31	Less - Total Tax Paid in Prior Months.....	972,666
32	Total Tax Required for this Month (line 30 less line 31).....	<b>\$ 1,065,021</b>
33	Total Progressive Meter Amounts - End of Month.....	\$ 1,577,431
34	Authorized Casino Square Footage - End of Month.....	108,869
35	Authorized Simulcasting Square Footage - End of Month.....	17,086
36	Simulcasting Revenue for the Month.....	\$ 28,625
37	Simulcasting Handle for the Month.....	\$ 350,804
38	Promotional Gaming Credits Wagered for the Month.....	\$ 1,859,255

Under penalties of perjury, I declare that I have examined this report, and to the best of my knowledge and belief, it is true and complete.

March 9, 2013  
DATE

  
Gail Myers

Operations Controller 3470-11  
TITLE (LICENSE NUMBER)

**SHOWBOAT  
MONTHLY GROSS REVENUE REPORT  
SCHEDULE OF OTHER GAMES  
FOR THE MONTH OF FEBRUARY, 2013**

Type of Game (b)	Authorized Units (c)	Win or (Loss) (d)	Drop (e)	Win or (Loss) Percentage (f)
Sic Bo				
Pai Gow Poker	3	114,230	496,629	23.0%
Pai Gow	2	(179)	193,183	-0.1%
Keno				
Caribbean Stud Poker	1	21,703	67,115	32.3%
Let it Ride Poker	2	100,363	445,167	22.5%
Three Card Poker	9	616,498	1,519,829	40.6%
Casino War				
Spanish 21	3	53,484	292,401	18.3%
Double Attack Blackjack	1	78,236	223,008	35.1%
Four Card Poker	2	91,927	254,263	36.2%
Texas Hold 'Em Bonus Poker				
Flop Poker	1	35,503	206,899	17.2%
Ultimate Texas Hold 'Em	1	64,144	216,451	29.6%
Asia Poker				
Winner's Pot Poker				
Mississippi Stud				
Mini-Tex 3 Card Hold'Em				
Supreme Pai Gow				
Triple Attack Blackjack				
High Roll Dice				
Boston 7 Stud Poker				
Electronic Table Games				
5 Card Hi-Lo				
Total -(Must agree with line 7 on Pg 1)	25	\$ 1,175,909	\$ 3,914,945	30.0%

# TROPICANA CASINO & RESORT MONTHLY GROSS REVENUE REPORT

FOR THE MONTH OF FEBRUARY, 2013

## CASINO WIN - CURRENT MONTH

Line (a)	Type of Game (b)	Authorized Units (c)	Win or (Loss) (d)	Drop/Handle (e)	Win or (Loss) Percentage (f)
<b>Table and Other Games:</b>					
1	Blackjack	40	\$ 449,186	\$ 12,806,108	3.5%
2	Craps	7	737,362	3,583,389	20.6%
3	Roulette	12	623,508	3,097,780	20.1%
4	Big Six	2	46,969	152,722	30.8%
5	Baccarat	0	0	0	0.0%
6	Minibaccarat	11	264,235	5,221,597	5.1%
7	Other Games - (Page 2)	25	1,131,191	4,607,581	24.6%
8	Subtotal - Table and Other Games	97	3,252,451	\$ 29,469,177	11.0%
9	Poker	27	190,740		
10	<b>Total - Table and Other Games</b>	<b>124</b>	<b>\$ 3,443,191</b>		
<b>Slot Machines:</b>					
11	\$ .01 and .02 Slot Machines	1,193	\$ 6,325,570	\$ 53,426,709	11.8%
12	\$ .05 Slot Machines	130	466,963	6,103,802	7.7%
13	\$ .25 Slot Machines	174	991,079	13,989,255	7.1%
14	\$ .50 Slot Machines	29	165,813	1,618,732	10.2%
15	\$ 1.00 Slot Machines	167	993,798	12,226,094	8.1%
16	\$ 5.00 Slot Machines	44	246,350	4,359,213	5.7%
17	\$ 25.00 Slot Machines	17	141,806	2,102,975	6.7%
18	\$100.00 Slot Machines	14	105,949	794,000	13.3%
19	Multi-denominational Slot Machines	823	3,416,869	49,639,952	6.9%
20	Other Slot Machines	28	20,951	2,016,312	1.0%
21	<b>Total - Slot Machines</b>	<b>2,619</b>	<b>\$ 12,875,148</b>	<b>\$ 146,277,044</b>	<b>8.8%</b>
22	<b>Total Casino Win</b>		<b>\$ 16,318,339</b>		

## TAX ON GROSS REVENUE

23	Year-to-Date Table and Other Games Win .....	\$ 9,519,002
24	Year-to-Date Slot Machine Win .....	25,087,891
25	Year-to-Date Total Casino Win .....	<b>\$ 34,606,893</b>
26	Adjustments .....	
27	Year-To-Date Gross Revenue .....	<b>\$ 34,606,893</b>
28	Deduction for Eligible Promotional Gaming Credits .....	<b>\$ 3,631,651</b>
29	Year-To-Date Taxable Gross Revenue .....	<b>\$ 30,975,242</b>
30	Gross Revenue Tax (8% of line 29).....	\$ 2,478,019
31	Less - Total Tax Paid in Prior Months.....	1,330,615
32	Total Tax Required for this Month (line 30 less line 31).....	<b>\$ 1,147,404</b>
33	Total Progressive Meter Amounts - End of Month.....	\$ 1,145,746
34	Authorized Casino Square Footage - End of Month.....	123,980
35	Authorized Simulcasting Square Footage - End of Month.....	
36	Simulcasting Revenue for the Month.....	
37	Simulcasting Handle for the Month.....	
38	Promotional Gaming Credits Wagered for the Month.....	\$ 2,819,334

Under penalties of perjury, I declare that I have examined this report, and to the best of my knowledge and belief, it is true and complete.

March 8, 2013

DATE



Jeff Bohrer

7488-11

Casino Controller

**TROPICANA CASINO & RESORT  
MONTHLY GROSS REVENUE REPORT  
SCHEDULE OF OTHER GAMES  
FOR THE MONTH OF FEBRUARY, 2013**

Type of Game (b)	Authorized Units (c)	Win or (Loss) (d)	Drop (e)	Win or (Loss) Percentage (f)
Sic Bo				
Pai Gow Poker	2	45,282	246,390	18.4%
Pai Gow	2	59,070	198,380	29.8%
Keno				
Caribbean Stud Poker	1	35,608	137,023	26.0%
Let it Ride Poker	2	123,936	494,347	25.1%
Three Card Poker	7	294,839	1,283,623	23.0%
Casino War				
Spanish 21	5	276,773	1,043,004	26.5%
Double Attack Blackjack	1	62,233	268,469	23.2%
Four Card Poker	3	134,311	474,969	28.3%
Texas Hold 'Em Bonus Poker	2	99,139	461,376	21.5%
Flop Poker				
Ultimate Texas Hold 'Em				
Asia Poker				
Winner's Pot Poker				
Mississippi Stud				
Mini-Tex 3 Card Hold'Em				
Supreme Pai Gow				
Triple Attack Blackjack				
High Roll Dice				
Boston 7 Stud Poker				
Electronic Table Games				
5 Card Hi-Lo				
Total -(Must agree with line 7 on Pg 1)	25	\$ 1,131,191	\$ 4,607,581	24.6%

# TRUMP PLAZA ASSOCIATES

## MONTHLY GROSS REVENUE REPORT

FOR THE MONTH OF FEBRUARY, 2013

### CASINO WIN - CURRENT MONTH

Line (a)	Type of Game (b)	Authorized Units (c)	Win or (Loss) (d)	Drop/Handle (e)	Win or (Loss) Percentage (f)
Table and Other Games:					
1	Blackjack	29	\$ 331,349	\$ 2,262,348	14.6%
2	Craps	3	108,989	939,309	11.6%
3	Roulette	9	154,210	745,106	20.7%
4	Big Six	1	14,044	28,241	49.7%
5	Baccarat	0	0	0	0.0%
6	Minibaccarat	9	14,213	321,795	4.4%
7	Other Games - (Page 2)	13	209,109	937,218	22.3%
8	Subtotal - Table and Other Games	64	831,914	\$ 5,234,017	15.9%
9	Poker				
10	<b>Total - Table and Other Games</b>	<b>64</b>	<b>\$ 831,914</b>		
Slot Machines:					
11	\$ .01 and .02 Slot Machines	752	\$ 2,257,034	\$ 19,132,174	11.8%
12	\$ .05 Slot Machines	83	175,949	1,956,659	9.0%
13	\$ .25 Slot Machines	348	702,721	9,404,341	7.5%
14	\$ .50 Slot Machines	55	159,021	2,176,771	7.3%
15	\$ 1.00 Slot Machines	148	421,928	4,434,925	9.5%
16	\$ 5.00 Slot Machines	24	75,813	1,083,060	7.0%
17	\$ 25.00 Slot Machines	7	1,285	168,625	0.8%
18	\$100.00 Slot Machines	2	7,400	25,700	28.8%
19	Multi-denominational Slot Machines	147	591,041	10,104,687	5.8%
20	Other Slot Machines	28	(5,643)	932,229	-0.6%
21	<b>Total - Slot Machines</b>	<b>1,594</b>	<b>\$ 4,386,549</b>	<b>\$ 49,419,171</b>	<b>8.9%</b>
22	<b>Total Casino Win</b>		<b>\$ 5,218,463</b>		

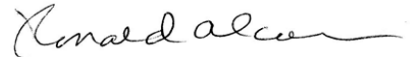
### TAX ON GROSS REVENUE

23	Year-to-Date Table and Other Games Win .....	\$ 1,671,608
24	Year-to-Date Slot Machine Win .....	8,432,807
25	Year-to-Date Total Casino Win .....	<b>\$ 10,104,415</b>
26	Adjustments .....	<b>\$ 391</b>
27	Year-To-Date Gross Revenue .....	<b>\$ 10,104,806</b>
28	Deduction for Eligible Promotional Gaming Credits .....	<b>\$ 1,254,860</b>
29	Year-To-Date Taxable Gross Revenue .....	<b>\$ 8,849,946</b>
30	Gross Revenue Tax (8% of line 29).....	\$ 707,996
31	Less - Total Tax Paid in Prior Months.....	341,421
32	Total Tax Required for this Month (line 30 less line 31).....	<b>\$ 366,575</b>
33	Total Progressive Meter Amounts - End of Month.....	\$ 289,034
34	Authorized Casino Square Footage - End of Month.....	86,923
35	Authorized Simulcasting Square Footage - End of Month.....	
36	Simulcasting Revenue for the Month.....	
37	Simulcasting Handle for the Month.....	
38	Promotional Gaming Credits Wagered for the Month.....	\$ 908,555

Under penalties of perjury, I declare that I have examined this report, and to the best of my knowledge and belief, it is true and complete.

March 6, 2013

DATE



Ron Alcorn

Casino Controller (1623-11)  
TITLE (LICENSE NUMBER)

**TRUMP PLAZA ASSOCIATES  
MONTHLY GROSS REVENUE REPORT  
SCHEDULE OF OTHER GAMES  
FOR THE MONTH OF FEBRUARY, 2013**

Type of Game (b)	Authorized Units (c)	Win or (Loss) (d)	Drop (e)	Win or (Loss) Percentage (f)
Sic Bo	1	0	0	
Pai Gow Poker	2	1,580	81,752	1.9%
Pai Gow	2	0	0	
Keno				
Caribbean Stud Poker				
Let it Ride Poker	2	43,295	162,807	26.6%
Three Card Poker	2	73,847	237,052	31.2%
Casino War				
Spanish 21	2	55,074	298,821	18.4%
Double Attack Blackjack				
Four Card Poker	1	17,921	90,827	19.7%
Texas Hold 'Em Bonus Poker	1	17,392	65,959	26.4%
Flop Poker				
Ultimate Texas Hold 'Em				
Asia Poker				
Winner's Pot Poker				
Mississippi Stud				
Mini-Tex 3 Card Hold'Em				
Supreme Pai Gow				
Triple Attack Blackjack				
High Roll Dice				
Boston 7 Stud Poker				
Electronic Table Games				
5 Card Hi-Lo				
Total -(Must agree with line 7 on Pg 1)	13	\$ 209,109	\$ 937,218	22.3%

# TRUMP TAJ MAHAL CASINO RESORT MONTHLY GROSS REVENUE REPORT

FOR THE MONTH OF FEBRUARY, 2013

## CASINO WIN - CURRENT MONTH

Line (a)	Type of Game (b)	Authorized Units (c)	Win or (Loss) (d)	Drop/Handle (e)	Win or (Loss) Percentage (f)
<b>Table and Other Games:</b>					
1	Blackjack	69	\$ 2,917,046	\$ 14,620,759	20.0%
2	Craps	12	692,499	3,814,439	18.2%
3	Roulette	14	441,885	3,055,992	14.5%
4	Big Six	1	25,427	45,613	55.7%
5	Baccarat	0	0	0	0.0%
6	Minibaccarat	12	2,053,904	10,179,621	20.2%
7	Other Games - (Page 2)	25	1,178,375	4,668,935	25.2%
8	Subtotal - Table and Other Games	133	7,309,136	\$ 36,385,359	20.1%
9	Poker	54	372,470		
10	<b>Total - Table and Other Games</b>	<b>187</b>	<b>\$ 7,681,606</b>		
<b>Slot Machines:</b>					
11	\$ .01 and .02 Slot Machines	1,246	\$ 6,074,180	\$ 49,295,253	12.3%
12	\$ .05 Slot Machines	118	816,908	8,305,428	9.8%
13	\$ .25 Slot Machines	336	1,379,154	15,672,330	8.8%
14	\$ .50 Slot Machines	19	20,222	319,361	6.3%
15	\$ 1.00 Slot Machines	291	1,839,571	26,266,171	7.0%
16	\$ 5.00 Slot Machines	72	362,008	8,018,150	4.5%
17	\$ 25.00 Slot Machines	14	172,330	1,683,075	10.2%
18	\$100.00 Slot Machines	22	36,405	1,233,300	3.0%
19	Multi-denominational Slot Machines	385	2,115,815	30,889,508	6.8%
20	Other Slot Machines	28	232,248	1,836,794	12.6%
21	<b>Total - Slot Machines</b>	<b>2,531</b>	<b>\$ 13,048,841</b>	<b>\$ 143,519,370</b>	<b>9.1%</b>
22	<b>Total Casino Win</b>		<b>\$ 20,730,447</b>		

## TAX ON GROSS REVENUE

23	Year-to-Date Table and Other Games Win .....	\$ 14,453,055
24	Year-to-Date Slot Machine Win .....	25,141,601
25	Year-to-Date Total Casino Win .....	<b>\$ 39,594,656</b>
26	Adjustments .....	<b>\$ 47,463</b>
27	Year-To-Date Gross Revenue .....	<b>\$ 39,642,119</b>
28	Deduction for Eligible Promotional Gaming Credits .....	<b>\$ 3,559,169</b>
29	Year-To-Date Taxable Gross Revenue .....	<b>\$ 36,082,950</b>
30	Gross Revenue Tax (8% of line 29).....	\$ 2,886,636
31	Less - Total Tax Paid in Prior Months.....	1,365,955
32	Total Tax Required for this Month (line 30 less line 31).....	<b>\$ 1,520,681</b>
33	Total Progressive Meter Amounts - End of Month.....	\$ 957,842
34	Authorized Casino Square Footage - End of Month.....	149,239
35	Authorized Simulcasting Square Footage - End of Month.....	12,483
36	Simulcasting Revenue for the Month.....	\$ 46,298
37	Simulcasting Handle for the Month.....	\$ 485,419
38	Promotional Gaming Credits Wagered for the Month.....	\$ 2,526,456

Under penalties of perjury, I declare that I have examined this report, and to the best of my knowledge and belief, it is true and complete.

March 11, 2013

DATE



Robert Allen

Finance Operations Controller 6793-11  
TITLE (LICENSE NUMBER)

**TRUMP TAJ MAHAL CASINO RESORT  
MONTHLY GROSS REVENUE REPORT  
SCHEDULE OF OTHER GAMES  
FOR THE MONTH OF FEBRUARY, 2013**

Type of Game (b)	Authorized Units (c)	Win or (Loss) (d)	Drop (e)	Win or (Loss) Percentage (f)
Sic Bo				
Pai Gow Poker	2	370,606	704,434	52.6%
Pai Gow	2	108,996	557,698	19.5%
Keno	2	10,277	41,715	24.6%
Caribbean Stud Poker				
Let it Ride Poker	3	(1,907)	465,982	-0.4%
Three Card Poker	7	252,193	948,584	26.6%
Casino War				
Spanish 21	4	259,851	993,747	26.1%
Double Attack Blackjack	1	(8,680)	11,040	-78.6%
Four Card Poker	2	25,355	626,472	4.0%
Texas Hold 'Em Bonus Poker	2	161,684	319,263	50.6%
Flop Poker				
Ultimate Texas Hold 'Em				
Asia Poker				
Winner's Pot Poker				
Mississippi Stud				
Mini-Tex 3 Card Hold'Em				
Supreme Pai Gow				
Triple Attack Blackjack				
High Roll Dice				
Boston 7 Stud Poker				
Electronic Table Games				
5 Card Hi-Lo				
Total -(Must agree with line 7 on Pg 1)	25	\$ 1,178,375	\$ 4,668,935	25.2%