

THE ATLANTIC CLUB CASINO HOTEL MONTHLY GROSS REVENUE REPORT

FOR THE MONTH OF NOVEMBER, 2013

CASINO WIN - CURRENT MONTH

Line (a)	Type of Game (b)	Authorized Units (c)	Win or (Loss) (d)	Drop/Handle (e)	Win or (Loss) Percentage (f)
Table and Other Games:					
1	Blackjack	21	\$ 501,918	\$ 2,719,770	18.5%
2	Craps	4	(30,144)	1,317,836	-2.3%
3	Roulette	5	168,611	814,301	20.7%
4	Big Six	0	0	0	0.0%
5	Baccarat	0	0	0	0.0%
6	Minibaccarat	6	390,268	3,951,188	9.9%
7	Other Games - (Page 2)	12	335,084	1,610,190	20.8%
8	Subtotal - Table and Other Games	48	1,365,737	\$ 10,413,285	13.1%
9	Poker	0	0		
10	Total - Table and Other Games	48	\$ 1,365,737		
Slot Machines:					
11	\$.01 and .02 Slot Machines	1,122	\$ 6,537,512	\$ 55,478,801	11.8%
12	\$.05 Slot Machines	48	304,675	4,747,307	6.4%
13	\$.25 Slot Machines	148	790,780	12,325,359	6.4%
14	\$.50 Slot Machines	9	56,648	678,044	8.4%
15	\$ 1.00 Slot Machines	159	1,022,627	15,008,329	6.8%
16	\$ 5.00 Slot Machines	35	209,090	3,533,315	5.9%
17	\$ 25.00 Slot Machines	3	3,975	101,375	3.9%
18	\$100.00 Slot Machines				0.0%
19	Multi-denominational Slot Machines	102	478,815	10,609,129	4.5%
20	Other Slot Machines	15	87,309	1,525,158	5.7%
21	Total - Slot Machines	1,641	\$ 9,491,431	\$ 104,006,817	9.1%
22	Total Casino Win		\$ 10,857,168		

TAX ON GROSS REVENUE

23	Year-to-Date Table and Other Games Win	\$ 15,740,267
24	Year-to-Date Slot Machine Win	116,703,074
25	Year-to-Date Total Casino Win	\$ 132,443,341
26	Adjustments	\$ 15
27	Year-To-Date Gross Revenue	\$ 132,443,356
28	Deduction for Eligible Promotional Gaming Credits	\$ 26,948,321
29	Year-To-Date Taxable Gross Revenue	\$ 105,495,035
30	Gross Revenue Tax (8% of line 29).....	\$ 8,439,603
31	Less - Total Tax Paid in Prior Months.....	7,764,621
32	Total Tax Required for this Month (line 30 less line 31).....	\$ 674,982
33	Total Progressive Meter Amounts - End of Month.....	\$ 402,047
34	Authorized Casino Square Footage - End of Month.....	75,416
35	Authorized Simulcasting Square Footage - End of Month.....	
36	Simulcasting Revenue for the Month.....	
37	Simulcasting Handle for the Month.....	
38	Promotional Gaming Credits Wagered for the Month.....	\$ 3,064,358

Under penalties of perjury, I declare that I have examined this report, and to the best of my knowledge and belief, it is true and complete.

December 9, 2013

DATE



JOANNE MCKENSIE

CASINO CONTROLLER (1231-11)

TITLE (LICENSE NUMBER)

DGE-101

**THE ATLANTIC CLUB CASINO HOTEL
MONTHLY GROSS REVENUE REPORT
SCHEDULE OF OTHER GAMES
FOR THE MONTH OF NOVEMBER, 2013**

Type of Game (b)	Authorized Units (c)	Win or (Loss) (d)	Drop (e)	Win or (Loss) Percentage (f)
Sic Bo				
Pai Gow Poker	2	69,270	264,132	26.2%
Pai Gow	1	20,328	326,713	6.2%
Keno				
Caribbean Stud Poker				
Let it Ride Poker	2	57,373	191,086	30.0%
Three Card Poker	4	134,838	471,137	28.6%
Casino War				
Spanish 21	2	38,570	265,720	14.5%
Double Attack Blackjack				
Four Card Poker	1	14,705	91,402	16.1%
Texas Hold 'Em Bonus Poker				
Flop Poker				
Ultimate Texas Hold 'Em				
Asia Poker				
Winner's Pot Poker				
Mississippi Stud				
Mini-Tex 3 Card Hold'Em				
Supreme Pai Gow				
Triple Attack Blackjack				
High Roll Dice				
Boston 7 Stud Poker				
Electronic Table Games				
5 Card Hi-Lo				
Total -(Must agree with line 7 on Pg 1)	12	\$ 335,084	\$ 1,610,190	20.8%

BALLY'S ATLANTIC CITY

MONTHLY GROSS REVENUE REPORT

FOR THE MONTH OF NOVEMBER, 2013

CASINO WIN - CURRENT MONTH


Line (a)	Type of Game (b)	Authorized Units (c)	Win or (Loss) (d)	Drop/Handle (e)	Win or (Loss) Percentage (f)
Table and Other Games:					
1	Blackjack	37	\$ 2,042,127	\$ 11,160,719	18.3%
2	Craps	6	650,878	5,306,040	12.3%
3	Roulette	10	661,728	3,885,143	17.0%
4	Big Six	1	51,619	121,281	42.6%
5	Baccarat	0	0	0	0.0%
6	Minibaccarat	17	767,149	10,835,815	7.1%
7	Other Games - (Page 2)	26	1,863,030	7,091,610	26.3%
8	Subtotal - Table and Other Games	97	6,036,531	\$ 38,400,608	15.7%
9	Poker	26	215,019		
10	Total - Table and Other Games	123	\$ 6,251,550		
Slot Machines:					
11	\$.01 and .02 Slot Machines	820	\$ 5,215,629	\$ 38,568,742	13.5%
12	\$.05 Slot Machines	148	446,074	5,521,717	8.1%
13	\$.25 Slot Machines	345	1,957,438	24,401,335	8.0%
14	\$.50 Slot Machines	21	132,478	1,364,401	9.7%
15	\$ 1.00 Slot Machines	242	1,174,558	17,870,777	6.6%
16	\$ 5.00 Slot Machines	93	609,508	9,064,215	6.7%
17	\$ 25.00 Slot Machines	14	48,273	1,238,550	3.9%
18	\$100.00 Slot Machines	14	296,001	1,549,700	19.1%
19	Multi-denominational Slot Machines	421	1,846,643	23,609,233	7.8%
20	Other Slot Machines	20	236,043	2,137,898	11.0%
21	Total - Slot Machines	2,138	\$ 11,962,645	\$ 125,326,568	9.5%
22	Total Casino Win		\$ 18,214,195		

TAX ON GROSS REVENUE

23	Year-to-Date Table and Other Games Win	\$ 75,531,251
24	Year-to-Date Slot Machine Win	152,578,650
25	Year-to-Date Total Casino Win	\$ 228,109,901
26	Adjustments	\$ (333,882)
27	Year-To-Date Gross Revenue	\$ 227,776,019
28	Deduction for Eligible Promotional Gaming Credits	\$ 21,585,964
29	Year-To-Date Taxable Gross Revenue	\$ 206,190,055
30	Gross Revenue Tax (8% of line 29).....	\$ 16,495,204
31	Less - Total Tax Paid in Prior Months.....	15,200,629
32	Total Tax Required for this Month (line 30 less line 31).....	\$ 1,294,575
33	Total Progressive Meter Amounts - End of Month.....	\$ 1,359,429
34	Authorized Casino Square Footage - End of Month.....	105,684
35	Authorized Simulcasting Square Footage - End of Month.....	9,393
36	Simulcasting Revenue for the Month.....	\$ 47,933
37	Simulcasting Handle for the Month.....	\$ 555,011
38	Promotional Gaming Credits Wagered for the Month.....	\$ 2,575,574

Under penalties of perjury, I declare that I have examined this report, and to the best of my knowledge and belief, it is true and complete.

December 6, 2013
DATE


William Pangoras

Operations Controller (1792-11)
TITLE (LICENSE NUMBER)
DGE-101

**BALLY'S ATLANTIC CITY
MONTHLY GROSS REVENUE REPORT
SCHEDULE OF OTHER GAMES
FOR THE MONTH OF NOVEMBER, 2013**

Type of Game (b)	Authorized Units (c)	Win or (Loss) (d)	Drop (e)	Win or (Loss) Percentage (f)
Sic Bo				
Pai Gow Poker	4	169,758	887,168	19.1%
Pai Gow	2	184,927	764,813	24.2%
Keno				
Caribbean Stud Poker	2	92,757	297,650	31.2%
Let it Ride Poker	2	109,802	559,614	19.6%
Three Card Poker	8	700,164	2,170,663	32.3%
Casino War				
Spanish 21	2	182,463	851,625	21.4%
Double Attack Blackjack				
Four Card Poker	3	249,358	782,864	31.9%
Texas Hold 'Em Bonus Poker	1	23,877	121,617	19.6%
Flop Poker				
Ultimate Texas Hold 'Em	1	101,268	426,237	23.8%
Asia Poker	1	48,656	229,359	21.2%
Winner's Pot Poker				
Mississippi Stud				
Mini-Tex 3 Card Hold'Em				
Supreme Pai Gow				
Triple Attack Blackjack				
High Roll Dice				
Boston 7 Stud Poker				
Electronic Table Games				
5 Card Hi-Lo				
Lunar Poker				
Total -(Must agree with line 7 on Pg 1)	26	\$ 1,863,030	\$ 7,091,610	26.3%

BORGATA HOTEL CASINO & SPA MONTHLY GROSS REVENUE REPORT

FOR THE MONTH OF November, 2013

CASINO WIN - CURRENT MONTH

Line (a)	Type of Game (b)	Authorized Units (c)	Win or (Loss) (d)	Drop/Handle (e)	Win or (Loss) Percentage (f)
Table and Other Games:					
1	Blackjack	76	\$ 5,113,801	\$ 58,653,596	8.7%
2	Craps	14	2,649,797	12,676,257	20.9%
3	Roulette	21	1,697,210	9,206,954	18.4%
4	Big Six	1	54,719	124,035	44.1%
5	Baccarat	2	189,692	812,640	23.3%
6	Minibaccarat	13	564,996	14,875,271	3.8%
7	Other Games - (Page 2)	56	3,105,693	14,837,481	20.9%
8	Subtotal - Table and Other Games	183	13,375,908	\$ 111,186,234	12.0%
9	Poker	94	2,072,776		
10	Total - Table and Other Games	277	\$ 15,448,684		
Slot Machines:					
11	\$.01 and .02 Slot Machines	1,602	15,535,609	138,273,311	11.2%
12	\$.05 Slot Machines	246	2,873,009	39,367,534	7.3%
13	\$.25 Slot Machines	252	1,698,693	18,788,040	9.0%
14	\$.50 Slot Machines	103	837,678	11,797,182	7.1%
15	\$ 1.00 Slot Machines	239	3,376,270	41,015,824	8.2%
16	\$ 5.00 Slot Machines	75	1,525,020	20,930,315	7.3%
17	\$ 25.00 Slot Machines	14	519,661	5,923,775	8.8%
18	\$100.00 Slot Machines	8	442,200	3,562,600	12.4%
19	Multi-denominational Slot Machines	560	7,300,959	134,535,998	5.4%
20	Other Slot Machines	54	1,260,789	13,246,220	9.5%
21	Total - Slot Machines	3,153	\$ 35,369,888	\$ 427,440,799	8.3%
22	Total Casino Win		\$ 50,818,572		


TAX ON GROSS REVENUE

23	Year-to-Date Table and Other Games Win	\$ 185,598,673	
24	Year-to-Date Slot Machine Win	387,315,335	
25	Year-to-Date Total Casino Win	\$ 572,914,008	
26	Adjustments	\$ (506,170)	
27	Year-To-Date Gross Revenue	\$ 572,407,838	
28	Deduction for Eligible Promotional Gaming Credits	\$ 50,335,074	
29	Year-To-Date Taxable Gross Revenue	\$ 522,072,764	
30	Gross Revenue Tax (8% of line 29).....	\$ 41,765,821	
31	Less - Total Tax Paid in Prior Months.....	38,099,227	
32	Total Tax Required for this Month (line 30 less line 31).....	\$ 3,666,594	
33	Total Progressive Meter Amounts - End of Month.....	\$ 2,189,889	
34	Authorized Casino Square Footage - End of Month.....	136,667	
35	Authorized Simulcasting Square Footage - End of Month.....	23,620	
36	Simulcasting Revenue for the Month.....	\$ 191,077	
37	Simulcasting Handle for the Month.....	\$ 2,333,318	
38	Promotional Gaming Credits Wagered for the Month.....	\$ 6,326,021	

Under penalties of perjury, I declare that I have examined this report, and to the best of my knowledge and belief, it is true and complete.

December 10, 2013

DATE



Betty Parker

Casino Controller - Lic. # 8038-11

TITLE (LICENSE NUMBER)

DGE-101

BORGATA HOTEL CASINO & SPA MONTHLY GROSS REVENUE REPORT SCHEDULE OF OTHER GAMES

FOR THE MONTH OF November, 2013

Type of Game (b)	Authorized Units (c)	Win or (Loss) (d)	Drop (e)	Win or (Loss) Percentage (f)
Sic Bo	1	26,102	60,418	43.2%
Pai Gow Poker	8	360,161	1,984,608	18.1%
Pai Gow	3	243,305	1,181,325	20.6%
Keno				
Caribbean Stud Poker	2	142,369	414,021	34.4%
Let it Ride Poker	5	50,764	1,851,358	2.7%
Three Card Poker	13	785,032	3,070,045	25.6%
Casino War	2	114,730	325,584	35.2%
Spanish 21	7	402,218	1,949,697	20.6%
Double Attack Blackjack				
Four Card Poker	5	467,989	1,731,760	27.0%
Texas Hold 'Em Bonus Poker	4	211,319	656,311	32.2%
Flop Poker	4	198,490	1,251,929	15.9%
Ultimate Texas Hold 'Em				
Asia Poker	2	103,214	360,425	28.6%
Winner's Pot Poker				
Mississippi Stud				
Mini-Tex 3 Card Hold'Em				
Supreme Pai Gow				
Triple Attack Blackjack				
High Roll Dice				
Boston 7 Stud Poker				
Electronic Table Games				
5 Card Hi-Lo				
Lunar Poker				
Total -(Must agree with line 7 on Pg 1)	56	\$ 3,105,693	\$ 14,837,481	20.9%

CAESARS ATLANTIC CITY MONTHLY GROSS REVENUE REPORT

FOR THE MONTH OF November, 2013

CASINO WIN - CURRENT MONTH


Line (a)	Type of Game (b)	Authorized Units (c)	Win or (Loss) (d)	Drop/Handle (e)	Win or (Loss) Percentage (f)
Table and Other Games:					
1	Blackjack	59	\$ 580,845	\$ 28,392,260	2.0%
2	Craps	14	3,494,415	12,830,388	27.2%
3	Roulette	17	1,026,968	4,959,564	20.7%
4	Big Six	1	64,905	171,587	37.8%
5	Baccarat	4	274,389	4,774,401	5.7%
6	Minibaccarat	9	(27,564)	5,482,858	-0.5%
7	Other Games - (Page 2)	41	2,153,664	8,941,861	24.1%
8	Subtotal - Table and Other Games	145	7,567,622	\$ 65,552,919	11.5%
9	Poker	32	138,268		
10	Total - Table and Other Games	177	\$ 7,705,890		
Slot Machines:					
11	\$.01 and .02 Slot Machines	1,197	\$ 8,789,080	\$ 70,437,113	12.5%
12	\$.05 Slot Machines	98	979,378	6,618,948	14.8%
13	\$.25 Slot Machines	196	1,320,349	12,539,428	10.5%
14	\$.50 Slot Machines	44	262,669	2,818,652	9.3%
15	\$ 1.00 Slot Machines	201	2,227,999	20,701,751	10.8%
16	\$ 5.00 Slot Machines	68	1,051,619	14,099,950	7.5%
17	\$ 25.00 Slot Machines	10	272,896	5,457,925	5.0%
18	\$100.00 Slot Machines	13	69,954	6,726,300	1.0%
19	Multi-denominational Slot Machines	226	1,528,946	43,929,026	3.5%
20	Other Slot Machines	43	217,048	11,660,998	1.9%
21	Total - Slot Machines	2,096	\$ 16,719,938	\$ 194,990,091	8.6%
22	Total Casino Win		\$ 24,425,828		

TAX ON GROSS REVENUE

23	Year-to-Date Table and Other Games Win	\$ 114,674,691
24	Year-to-Date Slot Machine Win	192,398,947
25	Year-to-Date Total Casino Win	\$ 307,073,638
26	Adjustments	\$ 29,315
27	Year-To-Date Gross Revenue	\$ 307,102,953
28	Deduction for Eligible Promotional Gaming Credits	\$ 26,367,290
29	Year-To-Date Taxable Gross Revenue	\$ 280,735,663
30	Gross Revenue Tax (8% of line 29).....	\$ 22,458,853
31	Less - Total Tax Paid in Prior Months.....	20,734,022
32	Total Tax Required for this Month (line 30 less line 31).....	\$ 1,724,831
33	Total Progressive Meter Amounts - End of Month.....	\$ 1,000,375
34	Authorized Casino Square Footage - End of Month.....	111,786
35	Authorized Simulcasting Square Footage - End of Month.....	28,963
36	Simulcasting Revenue for the Month.....	\$ 45,200
37	Simulcasting Handle for the Month.....	\$ 573,362
38	Promotional Gaming Credits Wagered for the Month.....	\$ 3,658,178

Under penalties of perjury, I declare that I have examined this report, and to the best of my knowledge and belief, it is true and complete.

December 7, 2013
DATE


Gail Myers

CAESARS ATLANTIC CITY
MONTHLY GROSS REVENUE REPORT
SCHEDULE OF OTHER GAMES
FOR THE MONTH OF November, 2013

Type of Game (b)	Authorized Units (c)	Win or (Loss) (d)	Drop (e)	Win or (Loss) Percentage (f)
Sic Bo	1	11,840	56,555	20.9%
Pai Gow Poker	4	131,966	689,433	19.1%
Pai Gow	7	156,901	1,315,701	11.9%
Keno			0	
Caribbean Stud Poker	1	7,150	63,569	11.2%
Let it Ride Poker	2	60,672	489,310	12.4%
Three Card Poker	11	965,606	2,761,505	35.0%
Casino War				
Spanish 21	5	181,131	840,433	21.6%
Double Attack Blackjack				
Four Card Poker	4	357,822	1,470,009	24.3%
Texas Hold 'Em Bonus Poker	1	(9,907)	67,542	-14.7%
Flop Poker				
Ultimate Texas Hold 'Em	1	70,651	299,772	23.6%
Asia Poker	2	106,323	394,369	27.0%
Winner's Pot Poker				
Mississippi Stud	2	113,509	493,663	23.0%
Mini-Tex 3 Card Hold'Em				
Supreme Pai Gow				
Triple Attack Blackjack				
High Roll Dice				
Boston 7 Stud Poker				
Electronic Table Games				
5 Card Hi-Lo				
Total -(Must agree with line 7 on Pg 1)	41	\$ 2,153,664	\$ 8,941,861	24.1%

GOLDEN NUGGET

MONTHLY GROSS REVENUE REPORT

FOR THE MONTH OF NOVEMBER, 2013

CASINO WIN - CURRENT MONTH

Line (a)	Type of Game (b)	Authorized Units (c)	Win or (Loss) (d)	Drop/Handle (e)	Win or (Loss) Percentage (f)
Table and Other Games:					
1	Blackjack	33	\$ 1,106,358	\$ 5,508,974	20.1%
2	Craps	5	371,949	1,973,235	18.8%
3	Roulette	10	339,118	1,373,388	24.7%
4	Big Six	1	12,270	31,279	39.2%
5	Baccarat				0.0%
6	Minibaccarat	8	191,110	2,066,255	9.2%
7	Other Games - (Page 2)	18	563,220	2,379,921	23.7%
8	Subtotal - Table and Other Games	75	2,584,025	\$ 13,333,052	19.4%
9	Poker	0	0		
10	Total - Table and Other Games	75	\$ 2,584,025		
Slot Machines:					
11	\$.01 and .02 Slot Machines	712	\$ 4,261,882	\$ 36,482,946	11.7%
12	\$.05 Slot Machines	83	293,825	3,502,783	8.4%
13	\$.25 Slot Machines	172	705,444	8,246,911	8.6%
14	\$.50 Slot Machines	9	47,155	550,999	8.6%
15	\$ 1.00 Slot Machines	118	792,991	9,851,664	8.0%
16	\$ 5.00 Slot Machines	23	185,137	3,063,215	6.0%
17	\$ 25.00 Slot Machines	7	55,132	544,850	10.1%
18	\$100.00 Slot Machines	3	(151,000)	611,800	-24.7%
19	Multi-denominational Slot Machines	287	1,147,953	18,859,437	6.1%
20	Other Slot Machines	5	75,831	1,117,460	6.8%
21	Total - Slot Machines	1,419	\$ 7,414,350	\$ 82,832,065	9.0%
22	Total Casino Win		\$ 9,998,375		

TAX ON GROSS REVENUE

23	Year-to-Date Table and Other Games Win	\$ 27,227,703	
24	Year-to-Date Slot Machine Win	88,388,995	
25	Year-to-Date Total Casino Win	\$ 115,616,698	
26	Adjustments	\$ (698,114)	
27	Year-To-Date Gross Revenue	\$ 114,918,584	
28	Deduction for Eligible Promotional Gaming Credits	\$ 14,463,073	
29	Year-To-Date Taxable Gross Revenue	\$ 100,455,511	
30	Gross Revenue Tax (8% of line 29).....	\$ 8,036,441	
31	Less - Total Tax Paid in Prior Months.....	7,333,531	
32	Total Tax Required for this Month (line 30 less line 31).....	\$ 702,910	
33	Total Progressive Meter Amounts - End of Month.....	\$ 400,715	
34	Authorized Casino Square Footage - End of Month.....	70,250	
35	Authorized Simulcasting Square Footage - End of Month.....		
36	Simulcasting Revenue for the Month.....		
37	Simulcasting Handle for the Month.....		
38	Promotional Gaming Credits Wagered for the Month.....	\$ 1,532,651	

Under penalties of perjury, I declare that I have examined this report, and to the best of my knowledge and belief, it is true and complete.

December 7, 2013

DATE



Alison Trazzera

Director of Finance 8150-11
TITLE (LICENSE NUMBER)

DGE-101

GOLDEN NUGGET
MONTHLY GROSS REVENUE REPORT
SCHEDULE OF OTHER GAMES
FOR THE MONTH OF NOVEMBER, 2013

Type of Game (b)	Authorized Units (c)	Win or (Loss) (d)	Drop (e)	Win or (Loss) Percentage (f)
Sic Bo				
Pai Gow Poker	2	66,065	276,511	23.9%
Pai Gow	1	2,873	73,819	3.9%
Keno				
Caribbean Stud Poker	1	11,860	102,562	11.6%
Let it Ride Poker	2	76,887	307,394	25.0%
Three Card Poker	5	122,296	503,552	24.3%
Casino War				
Spanish 21	2	57,978	254,566	22.8%
Double Attack Blackjack				
Four Card Poker	1	27,955	161,981	17.3%
Texas Hold 'Em Bonus Poker				
Flop Poker	1	18,530	50,218	36.9%
Ultimate Texas Hold 'Em	1	38,882	155,004	25.1%
Asia Poker				
Winner's Pot Poker				
Mississippi Stud	2	139,894	494,314	28.3%
Mini-Tex 3 Card Hold'Em				
Supreme Pai Gow				
Triple Attack Blackjack				
High Roll Dice				
Boston 7 Stud Poker				
Electronic Table Games				
5 Card Hi-Lo				
Lunar Poker				
Total -(Must agree with line 7 on Pg 1)	18	\$ 563,220	\$ 2,379,921	23.7%

HARRAH'S RESORT ATLANTIC CITY MONTHLY GROSS REVENUE REPORT

FOR THE MONTH OF NOVEMBER 30, 2013

CASINO WIN - CURRENT MONTH

Line (a)	Type of Game (b)	Authorized Units (c)	Win or (Loss) (d)	Drop/Handle (e)	Win or (Loss) Percentage (f)
Table and Other Games:					
1	Blackjack	70	\$ 2,917,634	\$ 20,816,081	14.0%
2	Craps	9	1,055,935	5,492,295	19.2%
3	Roulette	13	648,404	3,689,698	17.6%
4	Big Six	1	52,317	124,306	42.1%
5	Baccarat	0	0	0	0.0%
6	Minibaccarat	4	99,863	1,484,455	6.7%
7	Other Games - (Page 2)	41	2,419,134	7,915,372	30.6%
8	Subtotal - Table and Other Games	138	7,193,287	\$ 39,522,207	18.2%
9	Poker	40	360,680		
10	Total - Table and Other Games	178	\$ 7,553,967		
Slot Machines:					
11	\$.01 and .02 Slot Machines	819	\$ 5,745,912	\$ 58,859,432	9.8%
12	\$.05 Slot Machines	148	2,137,079	18,998,862	11.2%
13	\$.25 Slot Machines	306	3,404,764	29,853,534	11.4%
14	\$.50 Slot Machines	21	225,913	2,940,495	7.7%
15	\$ 1.00 Slot Machines	163	3,246,915	27,453,401	11.8%
16	\$ 5.00 Slot Machines	48	1,034,607	9,813,600	10.5%
17	\$ 25.00 Slot Machines	16	311,758	3,994,525	7.8%
18	\$100.00 Slot Machines	7	151,096	2,800,400	5.4%
19	Multi-denominational Slot Machines	769	6,128,718	112,038,529	5.5%
20	Other Slot Machines	18	235,655	1,855,438	12.7%
21	Total - Slot Machines	2,315	\$ 22,622,417	\$ 268,608,216	8.4%
22	Total Casino Win		\$ 30,176,384		

TAX ON GROSS REVENUE

23	Year-to-Date Table and Other Games Win	\$ 79,527,362	
24	Year-to-Date Slot Machine Win	249,970,181	
25	Year-to-Date Total Casino Win	\$ 329,497,543	
26	Adjustments	\$ (227,905)	
27	Year-To-Date Gross Revenue	\$ 329,269,638	
28	Deduction for Eligible Promotional Gaming Credits	\$ 28,165,180	
29	Year-To-Date Taxable Gross Revenue	\$ 301,104,458	
30	Gross Revenue Tax (8% of line 29).....	\$ 24,088,357	
31	Less - Total Tax Paid in Prior Months.....	21,949,293	
32	Total Tax Required for this Month (line 30 less line 31).....	\$ 2,139,064	
33	Total Progressive Meter Amounts - End of Month.....	\$ 1,857,244	
34	Authorized Casino Square Footage - End of Month.....	154,504	
35	Authorized Simulcasting Square Footage - End of Month.....	569	
36	Simulcasting Revenue for the Month.....	\$ 37,300	
37	Simulcasting Handle for the Month.....	\$ 451,783	
38	Promotional Gaming Credits Wagered for the Month.....	\$ 4,377,033	

Under penalties of perjury, I declare that I have examined this report, and to the best of my knowledge and belief, it is true and complete.

December 10, 2013

DATE



Joseph Lodise

Operations Controller (008900-11)

TITLE (LICENSE NUMBER)

DGE-101

**HARRAH'S RESORT ATLANTIC CITY
MONTHLY GROSS REVENUE REPORT
SCHEDULE OF OTHER GAMES
FOR THE MONTH OF NOVEMBER 30, 2013**

Type of Game (b)	Authorized Units (c)	Win or (Loss) (d)	Drop (e)	Win or (Loss) Percentage (f)
Sic Bo				
Pai Gow Poker	3	107,701	566,952	19.0%
Pai Gow	1	1,288	8,027	16.0%
Keno	4	29,773	99,231	30.0%
Caribbean Stud Poker	1	37,341	140,691	26.5%
Let it Ride Poker	4	229,279	928,078	24.7%
Three Card Poker	16	1,281,384	3,465,118	37.0%
Casino War				
Spanish 21	2	123,179	426,255	28.9%
Double Attack Blackjack	1	38,419	181,371	21.2%
Four Card Poker	3	235,043	704,301	33.4%
Texas Hold 'Em Bonus Poker	1	53,014	178,224	29.7%
Flop Poker	2	124,625	501,951	24.8%
Ultimate Texas Hold 'Em	1	49,490	281,963	17.6%
Asia Poker				
Winner's Pot Poker				
Mississippi Stud	2	108,598	433,210	25.1%
Mini-Tex 3 Card Hold'Em				
Supreme Pai Gow				
Triple Attack Blackjack				
High Roll Dice				
Boston 7 Stud Poker				
Electronic Table Games				
5 Card Hi-Lo				
Lunar Poker				
Total -(Must agree with line 7 on Pg 1)	41	\$ 2,419,134	\$ 7,915,372	30.6%

RESORTS CASINO HOTEL (DGMB CASINO LLC) MONTHLY GROSS REVENUE REPORT

FOR THE MONTH OF NOVEMBER , 2013

CASINO WIN - CURRENT MONTH

Line (a)	Type of Game (b)	Authorized Units (c)	Win or (Loss) (d)	Drop/Handle (e)	Win or (Loss) Percentage (f)
Table and Other Games:					
1	Blackjack	35	\$ 893,546	\$ 6,766,073	13.2%
2	Craps	5	232,667	1,783,498	13.0%
3	Roulette	11	199,111	1,349,139	14.8%
4	Big Six	1	20,391	53,125	38.4%
5	Baccarat	0	0	0	0.0%
6	Minibaccarat	9	337,132	3,857,722	8.7%
7	Other Games - (Page 2)	15	552,336	2,717,312	20.3%
8	Subtotal - Table and Other Games	76	2,235,183	\$ 16,526,869	13.5%
9	Poker				
10	Total - Table and Other Games	76	\$ 2,235,183		
Slot Machines:					
11	\$.01 and .02 Slot Machines	701	\$ 3,775,671	\$ 31,566,387	12.0%
12	\$.05 Slot Machines	103	316,296	3,631,176	8.7%
13	\$.25 Slot Machines	191	809,118	9,566,436	8.5%
14	\$.50 Slot Machines	25	86,799	957,942	9.1%
15	\$ 1.00 Slot Machines	95	520,011	5,657,377	9.2%
16	\$ 5.00 Slot Machines	28	159,837	2,828,875	5.7%
17	\$ 25.00 Slot Machines	8	155,090	973,300	15.9%
18	\$100.00 Slot Machines	6	(51,200)	919,000	-5.6%
19	Multi-denominational Slot Machines	531	2,302,714	37,758,540	6.1%
20	Other Slot Machines	16	37,398	1,827,982	2.0%
21	Total - Slot Machines	1,704	\$ 8,111,734	\$ 95,687,015	8.5%
22	Total Casino Win		\$ 10,346,917		

TAX ON GROSS REVENUE

23	Year-to-Date Table and Other Games Win	\$ 24,319,373
24	Year-to-Date Slot Machine Win	97,693,711
25	Year-to-Date Total Casino Win	\$ 122,013,084
26	Adjustments	\$ (397,025)
27	Year-To-Date Gross Revenue	\$ 121,616,059
28	Deduction for Eligible Promotional Gaming Credits	\$ 17,168,450
29	Year-To-Date Taxable Gross Revenue	\$ 104,447,609
30	Gross Revenue Tax (8% of line 29).....	\$ 8,355,809
31	Less - Total Tax Paid in Prior Months.....	7,654,500
32	Total Tax Required for this Month (line 30 less line 31).....	\$ 701,309
33	Total Progressive Meter Amounts - End of Month.....	\$ 742,087
34	Authorized Casino Square Footage - End of Month.....	81,219
35	Authorized Simulcasting Square Footage - End of Month.....	
36	Simulcasting Revenue for the Month.....	
37	Simulcasting Handle for the Month.....	
38	Promotional Gaming Credits Wagered for the Month.....	\$ 2,004,410

Under penalties of perjury, I declare that I have examined this report, and to the best of my knowledge and belief, it is true and complete.

December 9th, 2013

DATE



Walter Simon

Director Operational Accounting 3930-11

TITLE (LICENSE NUMBER)

DGE-101

RESORTS CASINO HOTEL (DGMB CASINO LLC)
MONTHLY GROSS REVENUE REPORT
SCHEDULE OF OTHER GAMES
FOR THE MONTH OF NOVEMBER , 2013

Type of Game (b)	Authorized Units (c)	Win or (Loss) (d)	Drop (e)	Win or (Loss) Percentage (f)
Sic Bo				
Pai Gow Poker	2	37,895	290,180	13.1%
Pai Gow	1	44,545	211,136	21.1%
Keno				
Caribbean Stud Poker				
Let it Ride Poker	2	77,363	377,091	20.5%
Three Card Poker	5	202,542	578,137	35.0%
Casino War				
Spanish 21	2	125,520	542,308	23.1%
Double Attack Blackjack				
Four Card Poker	1	4,408	71,643	6.2%
Texas Hold 'Em Bonus Poker	1	18,839	427,266	4.4%
Flop Poker				
Ultimate Texas Hold 'Em				
Asia Poker				
Winner's Pot Poker				
Mississippi Stud	1	41,224	219,551	18.8%
Mini-Tex 3 Card Hold'Em				
Supreme Pai Gow				
Triple Attack Blackjack				
High Roll Dice				
Boston 7 Stud Poker				
Electronic Table Games				
5 Card Hi-Lo				
Lunar Poker	0	0	0	
Total -(Must agree with line 7 on Pg 1)	15	\$ 552,336	\$ 2,717,312	20.3%

REVEL ENTERTAINMENT GROUP, LLC

MONTHLY GROSS REVENUE REPORT

FOR THE MONTH OF NOVEMBER, 2013

CASINO WIN - CURRENT MONTH


Line (a)	Type of Game (b)	Authorized Units (c)	Win or (Loss) (d)	Drop/Handle (e)	Win or (Loss) Percentage (f)
Table and Other Games:					
1	Blackjack	66	\$ 3,199,406	\$ 21,167,530	15.1%
2	Craps	10	838,889	6,660,860	12.6%
3	Roulette	11	623,313	3,576,257	17.4%
4	Big Six	1	6,732	12,957	52.0%
5	Baccarat	0	0	0	0.0%
6	Minibaccarat	5	182,500	3,090,919	5.9%
7	Other Games - (Page 2)	17	786,936	3,317,752	23.7%
8	Subtotal - Table and Other Games	110	5,637,776	\$ 37,826,275	14.9%
9	Poker	0	0		
10	Total - Table and Other Games	110	\$ 5,637,776		
Slot Machines:					
11	\$.01 and .02 Slot Machines	1,421	\$ 5,343,415	\$ 43,307,578	12.3%
12	\$.05 Slot Machines	56	182,594	1,638,240	11.1%
13	\$.25 Slot Machines	146	440,181	4,001,416	11.0%
14	\$.50 Slot Machines		0	0	0.0%
15	\$ 1.00 Slot Machines	137	687,405	7,266,045	9.5%
16	\$ 5.00 Slot Machines	20	77,010	1,154,735	6.7%
17	\$ 25.00 Slot Machines	3	53,625	340,775	15.7%
18	\$100.00 Slot Machines	5	79,200	884,200	9.0%
19	Multi-denominational Slot Machines	517	2,066,915	31,512,209	6.6%
20	Other Slot Machines		0	0	0.0%
21	Total - Slot Machines	2,305	\$ 8,930,345	\$ 90,105,198	9.9%
22	Total Casino Win		\$ 14,568,121		

TAX ON GROSS REVENUE

23	Year-to-Date Table and Other Games Win	\$ 52,894,634
24	Year-to-Date Slot Machine Win	89,304,811
25	Year-to-Date Total Casino Win	\$ 142,199,445
26	Adjustments	
27	Year-To-Date Gross Revenue	\$ 142,199,445
28	Deduction for Eligible Promotional Gaming Credits	\$ 15,765,013
29	Year-To-Date Taxable Gross Revenue	\$ 126,434,432
30	Gross Revenue Tax (8% of line 29).....	\$ 10,114,755
31	Less - Total Tax Paid in Prior Months.....	9,106,440
32	Total Tax Required for this Month (line 30 less line 31).....	\$ 1,008,315
33	Total Progressive Meter Amounts - End of Month.....	\$ 1,455,950
34	Authorized Casino Square Footage - End of Month.....	126,741
35	Authorized Simulcasting Square Footage - End of Month.....	
36	Simulcasting Revenue for the Month.....	
37	Simulcasting Handle for the Month.....	
38	Promotional Gaming Credits Wagered for the Month.....	\$ 2,501,370

Under penalties of perjury, I declare that I have examined this report, and to the best of my knowledge and belief, it is true and complete.

December 5, 2013
DATE


Ford Palmer

REVEL ENTERTAINMENT GROUP, LLC
MONTHLY GROSS REVENUE REPORT
SCHEDULE OF OTHER GAMES
FOR THE MONTH OF NOVEMBER, 2013

Type of Game (b)	Authorized Units (c)	Win or (Loss) (d)	Drop (e)	Win or (Loss) Percentage (f)
Sic Bo				
Pai Gow Poker	2	95,752	421,792	22.7%
Pai Gow	1	20,161	257,986	7.8%
Keno				
Caribbean Stud Poker				
Let it Ride Poker	2	80,026	389,297	20.6%
Three Card Poker	6	233,523	915,137	25.5%
Casino War				
Spanish 21	2	170,977	579,638	29.5%
Double Attack Blackjack				
Four Card Poker	2	96,126	367,927	26.1%
Texas Hold 'Em Bonus Poker	1	55,822	194,906	28.6%
Flop Poker				
Ultimate Texas Hold 'Em				
Asia Poker				
Winner's Pot Poker				
Mississippi Stud				
Mini-Tex 3 Card Hold'Em				
Supreme Pai Gow				
Triple Attack Blackjack				
High Roll Dice				
Boston 7 Stud Poker				
Electronic Table Games	1	34,549	191,069	18.1%
5 Card Hi-Lo				
Lunar Poker				
Total -(Must agree with line 7 on Pg 1)	17	\$ 786,936	\$ 3,317,752	23.7%

SHOWBOAT

MONTHLY GROSS REVENUE REPORT

FOR THE MONTH OF NOVEMBER, 2013

CASINO WIN - CURRENT MONTH

Line (a)	Type of Game (b)	Authorized Units (c)	Win or (Loss) (d)	Drop/Handle (e)	Win or (Loss) Percentage (f)
Table and Other Games:					
1	Blackjack	41	\$ 747,323	\$ 5,266,933	14.2%
2	Craps	5	366,266	3,898,180	9.4%
3	Roulette	9	326,252	1,630,126	20.0%
4	Big Six	1	11,134	29,542	37.7%
5	Baccarat				0.0%
6	Minibaccarat	9	331,901	3,160,108	10.5%
7	Other Games - (Page 2)	25	942,313	4,047,560	23.3%
8	Subtotal - Table and Other Games	90	2,725,189	\$ 18,032,449	15.1%
9	Poker	24	251,170		
10	Total - Table and Other Games	114	\$ 2,976,359		
Slot Machines:					
11	\$.01 and .02 Slot Machines	733	\$ 3,739,195	\$ 30,873,311	12.1%
12	\$.05 Slot Machines	85	470,871	7,072,250	6.7%
13	\$.25 Slot Machines	181	220,736	10,834,269	2.0%
14	\$.50 Slot Machines				0.0%
15	\$ 1.00 Slot Machines	150	1,153,388	13,005,939	8.9%
16	\$ 5.00 Slot Machines	29	99,682	3,034,925	3.3%
17	\$ 25.00 Slot Machines	2	18,726	242,625	7.7%
18	\$100.00 Slot Machines	3	1	332,600	0.0%
19	Multi-denominational Slot Machines	993	5,018,540	47,389,338	10.6%
20	Other Slot Machines	5	26,094	323,550	8.1%
21	Total - Slot Machines	2,181	\$ 10,747,233	\$ 113,108,807	9.5%
22	Total Casino Win		\$ 13,723,592		

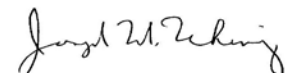
TAX ON GROSS REVENUE

23	Year-to-Date Table and Other Games Win	\$ 38,134,550
24	Year-to-Date Slot Machine Win	141,895,820
25	Year-to-Date Total Casino Win	\$ 180,030,370
26	Adjustments	\$ (499,835)
27	Year-To-Date Gross Revenue	\$ 179,530,535
28	Deduction for Eligible Promotional Gaming Credits	\$ 20,663,897
29	Year-To-Date Taxable Gross Revenue	\$ 158,866,638
30	Gross Revenue Tax (8% of line 29).....	\$ 12,709,331
31	Less - Total Tax Paid in Prior Months.....	11,755,055
32	Total Tax Required for this Month (line 30 less line 31).....	\$ 954,276
33	Total Progressive Meter Amounts - End of Month.....	\$ 1,473,643
34	Authorized Casino Square Footage - End of Month.....	108,869
35	Authorized Simulcasting Square Footage - End of Month.....	17,086
36	Simulcasting Revenue for the Month.....	\$ 43,308
37	Simulcasting Handle for the Month.....	\$ 531,194
38	Promotional Gaming Credits Wagered for the Month.....	\$ 2,271,681

Under penalties of perjury, I declare that I have examined this report, and to the best of my knowledge and belief, it is true and complete.

December 7, 2013

DATE



Joe Uhing

Operations Controller 2835-11

TITLE (LICENSE NUMBER)

DGE-101

**SHOWBOAT
MONTHLY GROSS REVENUE REPORT
SCHEDULE OF OTHER GAMES
FOR THE MONTH OF NOVEMBER, 2013**

Type of Game (b)	Authorized Units (c)	Win or (Loss) (d)	Drop (e)	Win or (Loss) Percentage (f)
Sic Bo				
Pai Gow Poker	3	93,834	454,736	20.6%
Pai Gow	2	(18,027)	251,531	-7.2%
Keno				
Caribbean Stud Poker	1	16,846	64,854	26.0%
Let it Ride Poker	2	64,089	479,615	13.4%
Three Card Poker	9	480,562	1,497,705	32.1%
Casino War				
Spanish 21	3	74,957	327,226	22.9%
Double Attack Blackjack	1	83,181	255,285	32.6%
Four Card Poker	2	79,460	268,126	29.6%
Texas Hold 'Em Bonus Poker				
Flop Poker	1	10,506	228,446	4.6%
Ultimate Texas Hold 'Em	1	56,905	220,036	25.9%
Asia Poker				
Winner's Pot Poker				
Mississippi Stud				
Mini-Tex 3 Card Hold'Em				
Supreme Pai Gow				
Triple Attack Blackjack				
High Roll Dice				
Boston 7 Stud Poker				
Electronic Table Games				
5 Card Hi-Lo				
Lunar Poker				
Total -(Must agree with line 7 on Pg 1)	25	\$ 942,313	\$ 4,047,560	23.3%

TROPICANA CASINO & RESORT MONTHLY GROSS REVENUE REPORT

FOR THE MONTH OF NOVEMBER, 2013

CASINO WIN - CURRENT MONTH

Line (a)	Type of Game (b)	Authorized Units (c)	Win or (Loss) (d)	Drop/Handle (e)	Win or (Loss) Percentage (f)
Table and Other Games:					
1	Blackjack	52	\$ 1,034,089	\$ 15,959,981	6.5%
2	Craps	9	1,490,291	4,531,586	32.9%
3	Roulette	15	706,941	3,203,407	22.1%
4	Big Six	2	56,100	141,807	39.6%
5	Baccarat	0	0	0	0.0%
6	Minibaccarat	9	(643,794)	5,515,020	-11.7%
7	Other Games - (Page 2)	21	1,042,193	3,798,191	27.4%
8	Subtotal - Table and Other Games	108	3,685,820	\$ 33,149,992	11.1%
9	Poker	27	199,155		
10	Total - Table and Other Games	135	\$ 3,884,975		
Slot Machines:					
11	\$.01 and .02 Slot Machines	1,307	\$ 6,905,039	\$ 55,250,698	12.5%
12	\$.05 Slot Machines	125	445,995	5,529,215	8.1%
13	\$.25 Slot Machines	168	967,796	13,408,363	7.2%
14	\$.50 Slot Machines	25	284,792	2,988,543	9.5%
15	\$ 1.00 Slot Machines	178	1,417,329	17,202,682	8.2%
16	\$ 5.00 Slot Machines	42	341,307	4,423,925	7.7%
17	\$ 25.00 Slot Machines	15	62,632	2,049,400	3.1%
18	\$100.00 Slot Machines	11	10,698	749,200	1.4%
19	Multi-denominational Slot Machines	704	4,044,515	50,466,510	8.0%
20	Other Slot Machines	22	90,632	2,226,050	4.1%
21	Total - Slot Machines	2,597	\$ 14,570,735	\$ 154,294,586	9.4%
22	Total Casino Win		\$ 18,455,710		

TAX ON GROSS REVENUE

23	Year-to-Date Table and Other Games Win	\$ 43,643,214
24	Year-to-Date Slot Machine Win	168,068,716
25	Year-to-Date Total Casino Win	\$ 211,711,930
26	Adjustments	
27	Year-To-Date Gross Revenue	\$ 211,711,930
28	Deduction for Eligible Promotional Gaming Credits	\$ 26,488,351
29	Year-To-Date Taxable Gross Revenue	\$ 185,223,579
30	Gross Revenue Tax (8% of line 29).....	\$ 14,817,886
31	Less - Total Tax Paid in Prior Months.....	13,521,145
32	Total Tax Required for this Month (line 30 less line 31).....	\$ 1,296,741
33	Total Progressive Meter Amounts - End of Month.....	\$ 1,299,125
34	Authorized Casino Square Footage - End of Month.....	123,980
35	Authorized Simulcasting Square Footage - End of Month.....	
36	Simulcasting Revenue for the Month.....	
37	Simulcasting Handle for the Month.....	
38	Promotional Gaming Credits Wagered for the Month.....	\$ 2,841,336

Under penalties of perjury, I declare that I have examined this report, and to the best of my knowledge and belief, it is true and complete.

December 9, 2013

DATE



Jeff Bohrer

7488-11

Casino Controller

DGE-101

**TROPICANA CASINO & RESORT
MONTHLY GROSS REVENUE REPORT
SCHEDULE OF OTHER GAMES
FOR THE MONTH OF NOVEMBER, 2013**

Type of Game (b)	Authorized Units (c)	Win or (Loss) (d)	Drop (e)	Win or (Loss) Percentage (f)
Sic Bo				
Pai Gow Poker	2	44,706	187,242	23.9%
Pai Gow	2	68,506	214,397	32.0%
Keno				
Caribbean Stud Poker	1	49,898	168,454	29.6%
Let it Ride Poker	2	122,761	428,772	28.6%
Three Card Poker	6	332,299	1,221,182	27.2%
Casino War				
Spanish 21	3	164,114	618,197	26.5%
Double Attack Blackjack	1	52,042	163,966	31.7%
Four Card Poker	2	93,817	387,420	24.2%
Texas Hold 'Em Bonus Poker	2	114,050	408,561	27.9%
Flop Poker				
Ultimate Texas Hold 'Em				
Asia Poker				
Winner's Pot Poker				
Mississippi Stud				
Mini-Tex 3 Card Hold'Em				
Supreme Pai Gow				
Triple Attack Blackjack				
High Roll Dice				
Boston 7 Stud Poker				
Electronic Table Games				
5 Card Hi-Lo				
Total -(Must agree with line 7 on Pg 1)	21	\$ 1,042,193	\$ 3,798,191	27.4%

TRUMP PLAZA ASSOCIATES

MONTHLY GROSS REVENUE REPORT

FOR THE MONTH OF NOVEMBER 2013

CASINO WIN - CURRENT MONTH

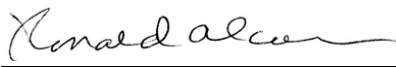
Line (a)	Type of Game (b)	Authorized Units (c)	Win or (Loss) (d)	Drop/Handle (e)	Win or (Loss) Percentage (f)
Table and Other Games:					
1	Blackjack	29	\$ 291,374	\$ 1,827,834	15.9%
2	Craps	3	138,221	711,313	19.4%
3	Roulette	9	140,167	754,547	18.6%
4	Big Six	1	10,117	24,401	41.5%
5	Baccarat	0	0	0	0.0%
6	Minibaccarat	9	(3,698)	56,196	-6.6%
7	Other Games - (Page 2)	13	150,221	961,072	15.6%
8	Subtotal - Table and Other Games	64	726,402	\$ 4,335,363	16.8%
9	Poker				
10	Total - Table and Other Games	64	\$ 726,402		
Slot Machines:					
11	\$.01 and .02 Slot Machines	798	\$ 2,152,510	\$ 18,405,891	11.7%
12	\$.05 Slot Machines	58	178,109	1,566,840	11.4%
13	\$.25 Slot Machines	337	853,980	7,445,869	11.5%
14	\$.50 Slot Machines	55	124,449	1,899,634	6.6%
15	\$ 1.00 Slot Machines	148	408,592	4,006,156	10.2%
16	\$ 5.00 Slot Machines	25	63,309	1,097,675	5.8%
17	\$ 25.00 Slot Machines	7	21,125	163,200	12.9%
18	\$100.00 Slot Machines				0.0%
19	Multi-denominational Slot Machines	143	172,363	12,058,765	1.4%
20	Other Slot Machines	29	64,381	703,571	9.2%
21	Total - Slot Machines	1,600	\$ 4,038,818	\$ 47,347,601	8.5%
22	Total Casino Win		\$ 4,765,220		

TAX ON GROSS REVENUE

23	Year-to-Date Table and Other Games Win	\$ 11,725,428	
24	Year-to-Date Slot Machine Win	58,277,986	
25	Year-to-Date Total Casino Win	\$ 70,003,414	
26	Adjustments	\$ 38,391	
27	Year-To-Date Gross Revenue	\$ 70,041,805	
28	Deduction for Eligible Promotional Gaming Credits	\$ 9,660,438	
29	Year-To-Date Taxable Gross Revenue	\$ 60,381,367	
30	Gross Revenue Tax (8% of line 29).....	\$ 4,830,509	
31	Less - Total Tax Paid in Prior Months.....	4,504,761	
32	Total Tax Required for this Month (line 30 less line 31).....	\$ 325,748	
33	Total Progressive Meter Amounts - End of Month.....	\$ 308,309	
34	Authorized Casino Square Footage - End of Month.....	86,923	
35	Authorized Simulcasting Square Footage - End of Month.....		
36	Simulcasting Revenue for the Month.....		
37	Simulcasting Handle for the Month.....		
38	Promotional Gaming Credits Wagered for the Month.....	\$ 874,459	

Under penalties of perjury, I declare that I have examined this report, and to the best of my knowledge and belief, it is true and complete.

December 9, 2013
DATE


Ron Alcorn

Casino Controller (1623-11)
TITLE (LICENSE NUMBER)
DGE-101

TRUMP PLAZA ASSOCIATES
MONTHLY GROSS REVENUE REPORT
SCHEDULE OF OTHER GAMES
FOR THE MONTH OF NOVEMBER 2013

Type of Game (b)	Authorized Units (c)	Win or (Loss) (d)	Drop (e)	Win or (Loss) Percentage (f)
Sic Bo	1	0	0	
Pai Gow Poker	2	(2,658)	30,666	-8.7%
Pai Gow	2	0	0	0.0%
Keno				
Caribbean Stud Poker				
Let it Ride Poker	2	18,962	140,017	13.5%
Three Card Poker	2	42,018	261,788	16.1%
Casino War				
Spanish 21	2	57,660	346,193	16.7%
Double Attack Blackjack				
Four Card Poker	1	20,430	116,976	17.5%
Texas Hold 'Em Bonus Poker	1	13,809	65,432	21.1%
Flop Poker				
Ultimate Texas Hold 'Em				
Asia Poker				
Winner's Pot Poker				
Mississippi Stud				
Mini-Tex 3 Card Hold'Em				
Supreme Pai Gow				
Triple Attack Blackjack				
High Roll Dice				
Boston 7 Stud Poker				
Electronic Table Games				
5 Card Hi-Lo				
Total -(Must agree with line 7 on Pg 1)	13	\$ 150,221	\$ 961,072	15.6%

TRUMP TAJ MAHAL CASINO RESORT MONTHLY GROSS REVENUE REPORT

FOR THE MONTH OF NOVEMBER, 2013

CASINO WIN - CURRENT MONTH

Line (a)	Type of Game (b)	Authorized Units (c)	Win or (Loss) (d)	Drop/Handle (e)	Win or (Loss) Percentage (f)
Table and Other Games:					
1	Blackjack	68	\$ 1,072,955	\$ 12,452,592	8.6%
2	Craps	12	446,406	2,912,975	15.3%
3	Roulette	14	734,800	3,520,202	20.9%
4	Big Six	1	25,782	59,329	43.5%
5	Baccarat	0	0	0	0.0%
6	Minibaccarat	12	68,772	10,544,289	0.7%
7	Other Games - (Page 2)	25	1,178,117	5,120,105	23.0%
8	Subtotal - Table and Other Games	132	3,526,832	\$ 34,609,492	10.2%
9	Poker	48	403,393		
10	Total - Table and Other Games	180	\$ 3,930,225		
Slot Machines:					
11	\$.01 and .02 Slot Machines	1,284	\$ 6,826,192	\$ 57,315,297	11.9%
12	\$.05 Slot Machines	114	865,859	9,244,721	9.4%
13	\$.25 Slot Machines	329	1,333,453	15,763,022	8.5%
14	\$.50 Slot Machines	19	31,990	311,094	10.3%
15	\$ 1.00 Slot Machines	272	2,117,065	26,646,378	7.9%
16	\$ 5.00 Slot Machines	66	480,110	7,064,580	6.8%
17	\$ 25.00 Slot Machines	14	145,600	1,402,725	10.4%
18	\$100.00 Slot Machines	22	32,700	1,012,300	3.2%
19	Multi-denominational Slot Machines	375	2,372,419	33,431,042	7.1%
20	Other Slot Machines	28	199,820	1,890,102	10.6%
21	Total - Slot Machines	2,523	\$ 14,405,208	\$ 154,081,261	9.3%
22	Total Casino Win		\$ 18,335,433		

TAX ON GROSS REVENUE

23	Year-to-Date Table and Other Games Win	\$ 68,708,288
24	Year-to-Date Slot Machine Win	174,639,593
25	Year-to-Date Total Casino Win	\$ 243,347,881
26	Adjustments	\$ 50,356
27	Year-To-Date Gross Revenue	\$ 243,398,237
28	Deduction for Eligible Promotional Gaming Credits	\$ 27,198,955
29	Year-To-Date Taxable Gross Revenue	\$ 216,199,282
30	Gross Revenue Tax (8% of line 29).....	\$ 17,295,943
31	Less - Total Tax Paid in Prior Months.....	16,043,955
32	Total Tax Required for this Month (line 30 less line 31).....	\$ 1,251,988
33	Total Progressive Meter Amounts - End of Month.....	\$ 1,152,860
34	Authorized Casino Square Footage - End of Month.....	159,998
35	Authorized Simulcasting Square Footage - End of Month.....	
36	Simulcasting Revenue for the Month.....	
37	Simulcasting Handle for the Month.....	
38	Promotional Gaming Credits Wagered for the Month.....	\$ 3,407,194

Under penalties of perjury, I declare that I have examined this report, and to the best of my knowledge and belief, it is true and complete.

December 9, 2013

DATE



Robert Allen

Finance Operations Controller 6793-11

TITLE (LICENSE NUMBER)

DGE-101

**TRUMP TAJ MAHAL CASINO RESORT
MONTHLY GROSS REVENUE REPORT
SCHEDULE OF OTHER GAMES
FOR THE MONTH OF NOVEMBER, 2013**

Type of Game (b)	Authorized Units (c)	Win or (Loss) (d)	Drop (e)	Win or (Loss) Percentage (f)
Sic Bo				
Pai Gow Poker	2	178,453	526,692	33.9%
Pai Gow	2	90,363	697,788	12.9%
Keno	2	18,560	50,080	37.1%
Caribbean Stud Poker				
Let it Ride Poker	3	81,187	459,691	17.7%
Three Card Poker	6	329,865	1,171,461	28.2%
Casino War				
Spanish 21	4	293,761	1,038,630	28.3%
Double Attack Blackjack	1	(1,831)	21,403	-8.6%
Four Card Poker	3	95,234	883,416	10.8%
Texas Hold 'Em Bonus Poker	2	92,525	270,944	34.1%
Flop Poker				
Ultimate Texas Hold 'Em				
Asia Poker				
Winner's Pot Poker				
Mississippi Stud				
Mini-Tex 3 Card Hold'Em				
Supreme Pai Gow				
Triple Attack Blackjack				
High Roll Dice				
Boston 7 Stud Poker				
Electronic Table Games				
5 Card Hi-Lo				
Lunar Poker				
Total -(Must agree with line 7 on Pg 1)	25	\$ 1,178,117	\$ 5,120,105	23.0%