

ATLANTIC CLUB CASINO

MONTHLY GROSS REVENUE REPORT

FOR THE MONTH OF DECEMBER, 2013

CASINO WIN - CURRENT MONTH

Line (a)	Type of Game (b)	Authorized Units (c)	Win or (Loss) (d)	Drop/Handle (e)	Win or (Loss) Percentage (f)
1	Table and Other Games	48	\$ 1,204,136	\$ 8,385,978	14.4%
2	Poker	0	\$ -		
3	Slot Machines	1,641	\$ 8,222,416	\$ 91,192,160	9.0%
4	Total Casino Win		\$ 9,426,552		

GROSS REVENUE

5	Year-to-Date Table and Other Games and Poker Win	\$ 16,944,403	
6	Year-to-Date Slot Machine Win	\$ 124,925,490	
7	Year-to-Date Total Casino Win	\$ 141,869,893	
8	Adjustments	\$ 15	
9	Year-To-Date Gross Revenue	\$ 141,869,908	
10	Authorized Casino Square Footage - End of Month	75,416	
11	Authorized Simulcasting Square Footage - End of Month	-	
12	Simulcasting Revenue for the Month.....	\$ -	
13	Simulcasting Handle for the Month.....	\$ -	
14	Promotional Gaming Credits Wagered for the Month.....	\$ 2,781,301	

Under penalties of perjury, I declare that I have examined this report, and to the best of my knowledge and belief, it is true and complete.

January 10, 2014

DATE



Joanne McKensie

CASINO CONTROLLER 1231-11

TITLE (LICENSE NUMBER)

BALLY'S ATLANTIC CITY

MONTHLY GROSS REVENUE REPORT

FOR THE MONTH OF DECEMBER, 2013

CASINO WIN - CURRENT MONTH

Line (a)	Type of Game (b)	Authorized Units (c)	Win or (Loss) (d)	Drop/Handle (e)	Win or (Loss) Percentage (f)
1	Table and Other Games	113	\$ 5,300,542	\$ 37,954,516	14.0%
2	Poker	26	\$ 202,302		
3	Slot Machines	1,822	\$ 10,837,530	\$ 120,256,763	9.0%
4	Total Casino Win		\$ 16,340,374		


GROSS REVENUE

5	Year-to-Date Table and Other Games and Poker Win	\$	81,034,095
6	Year-to-Date Slot Machine Win	\$	163,416,180
7	Year-to-Date Total Casino Win	\$	244,450,275
8	Adjustments	\$	(333,882)
9	Year-To-Date Gross Revenue	\$	244,116,393
10	Authorized Casino Square Footage - End of Month		105,684
11	Authorized Simulcasting Square Footage - End of Month		9,393
12	Simulcasting Revenue for the Month.....	\$	37,265
13	Simulcasting Handle for the Month.....	\$	412,620
14	Promotional Gaming Credits Wagered for the Month.....	\$	3,313,012

Under penalties of perjury, I declare that I have examined this report, and to the best of my knowledge and belief, it is true and complete.

January 10, 2014

DATE



William Pangoras

Operations Controller(1792-11)

TITLE (LICENSE NUMBER)

BORGATA HOTEL CASINO & SPA

MONTHLY GROSS REVENUE REPORT

FOR THE MONTH OF DECEMBER, 2013

CASINO WIN - CURRENT MONTH

Line (a)	Type of Game (b)	Authorized Units (c)	Win or (Loss) (d)	Drop/Handle (e)	Win or (Loss) Percentage (f)
1	Table and Other Games	183	\$ 11,598,188	\$ 102,925,647	11.3%
2	Poker	80	\$ 1,365,264		
3	Slot Machines	3,153	\$ 31,092,265	\$ 394,714,642	7.9%
4	Total Casino Win		\$ 44,055,717		

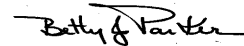
GROSS REVENUE

5	Year-to-Date Table and Other Games and Poker Win	\$ 198,562,125	
6	Year-to-Date Slot Machine Win	\$ 418,407,600	
7	Year-to-Date Total Casino Win	\$ 616,969,725	
8	Adjustments	\$ (506,170)	
9	Year-To-Date Gross Revenue	\$ 616,463,555	
10	Authorized Casino Square Footage - End of Month	136,667	
11	Authorized Simulcasting Square Footage - End of Month	23,620	
12	Simulcasting Revenue for the Month.....	\$ 132,875	
13	Simulcasting Handle for the Month.....	\$ 1,477,942	
14	Promotional Gaming Credits Wagered for the Month.....	\$ 5,455,536	

Under penalties of perjury, I declare that I have examined this report, and to the best of my knowledge and belief, it is true and complete.

January 9, 2013

DATE



Betty J Parker

Casino Controller 8038-11

TITLE (LICENSE NUMBER)

CAESARS ATLANTIC CITY

MONTHLY GROSS REVENUE DETAIL

FOR THE MONTH OF December, 2013

CASINO WIN - CURRENT MONTH

Line (a)	Type of Game (b)	Authorized Units (c)	Win or (Loss) (d)	Drop/Handle (e)	Win or (Loss) Percentage (f)
1	Table and Other Games	145	12,260,116	\$ 64,214,024	19.1%
2	Poker	32	90,588		
3	Slot Machines	2,096	\$ 17,023,017	\$ 184,927,308	9.2%
4	Total Casino Win		\$ 29,373,721		

GROSS REVENUE

5	Year-to-Date Table and Other Games and Poker Win	\$ 127,025,395	
6	Year-to-Date Slot Machine Win	\$ 209,421,964	
7	Year-to-Date Total Casino Win		\$ 336,447,359
8	Adjustments		\$ 29,642
9	Year-To-Date Gross Revenue		\$ 336,477,001
10	Authorized Casino Square Footage - End of Month	111,786	
11	Authorized Simulcasting Square Footage - End of Month	28,963	
12	Simulcasting Revenue for the Month.....	\$ 32,252	
13	Simulcasting Handle for the Month.....	\$ 432,368	
14	Promotional Gaming Credits Wagered for the Month.....	\$ 4,118,396	

Under penalties of perjury, I declare that I have examined this report, and to the best of my knowledge and belief, it is true and complete.

January 10, 2014
DATE


Gail Myers

Operations Controller 3470-11
TITLE (LICENSE NUMBER)

GOLDEN NUGGET

MONTHLY GROSS REVENUE REPORT

FOR THE MONTH OF DECEMBER, 2013

CASINO WIN - CURRENT MONTH

AMENDED NOVEMBER 9, 2016

Line (a)	Type of Game (b)	Authorized Units (c)	Win or (Loss) (d)	Drop/Handle (e)	Win or (Loss) Percentage (f)
1	Table and Other Games	76	\$ 2,031,309	\$ 11,555,510	17.6%
2	Poker	10	\$ 7,007		
3	Slot Machines	1,421	\$ 7,216,204	\$ 74,541,462	9.7%
4	Total Casino Win		\$ 9,254,520		

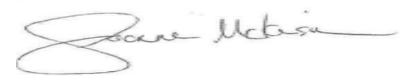
GROSS REVENUE

5	Year-to-Date Table and Other Games and Poker Win	\$ 29,266,019	
6	Year-to-Date Slot Machine Win	\$ 95,605,199	
7	Year-to-Date Total Casino Win		\$ 124,871,218
8	Adjustments		\$ (199,897)
9	Year-To-Date Gross Revenue		\$ 124,671,321
10	Authorized Casino Square Footage - End of Month	70,250	
11	Authorized Simulcasting Square Footage - End of Month	-	
12	Simulcasting Revenue for the Month.....	\$ -	
13	Simulcasting Handle for the Month.....	\$ -	
14	Promotional Gaming Credits Wagered for the Month.....	\$ 1,568,534	

Under penalties of perjury, I declare that I have examined this report, and to the best of my knowledge and belief, it is true and complete.

November 9, 2016

DATE



Joanne McKensie
Director of Finance/Controller 1231.11

TITLE (LICENSE NUMBER)

HARRAH'S RESORT ATLANTIC CITY

MONTHLY GROSS REVENUE REPORT

FOR THE MONTH OF DECEMBER 2013

CASINO WIN - CURRENT MONTH

Line (a)	Type of Game (b)	Authorized Units (c)	Win or (Loss) (d)	Drop/Handle (e)	Win or (Loss) Percentage (f)
1	Table and Other Games	138	\$ 6,401,320	\$ 34,149,053	18.7%
2	Poker	40	\$ 586,837		
3	Slot Machines	2,318	\$ 19,881,242	\$ 235,366,795	8.4%
4	Total Casino Win		\$ 26,869,399		

GROSS REVENUE

5	Year-to-Date Table and Other Games and Poker Win	\$ 86,515,519	
6	Year-to-Date Slot Machine Win	\$ 269,851,423	
7	Year-to-Date Total Casino Win		\$ 356,366,942
8	Adjustments		\$ (227,905)
9	Year-To-Date Gross Revenue		\$ 356,139,037
10	Authorized Casino Square Footage - End of Month	154,504	
11	Authorized Simulcasting Square Footage - End of Month	569	
12	Simulcasting Revenue for the Month.....	\$ 28,023	
13	Simulcasting Handle for the Month.....	\$ 321,048	
14	Promotional Gaming Credits Wagered for the Month.....	\$ 3,700,285	

Under penalties of perjury, I declare that I have examined this report, and to the best of my knowledge and belief, it is true and complete.

JANUARY 10, 2013

DATE



Joseph Lodise

Operations Controller (008900-11)

TITLE (LICENSE NUMBER)

RESORTS CASINO HOTEL (DGMB CASINO LLC)

MONTHLY GROSS REVENUE REPORT

FOR THE MONTH OF DECEMBER 2013

CASINO WIN - CURRENT MONTH

Line (a)	Type of Game (b)	Authorized Units (c)	Win or (Loss) (d)	Drop/Handle (e)	Win or (Loss) Percentage (f)
1	Table and Other Games	74	\$ 1,932,342	\$ 15,147,229	12.8%
2	Poker	0	\$ -		
3	Slot Machines	1,704	\$ 6,857,743	\$ 79,266,295	8.7%
4	Total Casino Win		\$ 8,790,085		

GROSS REVENUE

5	Year-to-Date Table and Other Games and Poker Win	\$ 26,251,715
6	Year-to-Date Slot Machine Win	\$ 104,551,454
7	Year-to-Date Total Casino Win	\$ 130,803,169
8	Adjustments	\$ (397,025)
9	Year-To-Date Gross Revenue	\$ 130,406,144
10	Authorized Casino Square Footage - End of Month	81,219
11	Authorized Simulcasting Square Footage - End of Month	-
12	Simulcasting Revenue for the Month.....	\$ -
13	Simulcasting Handle for the Month.....	\$ -
14	Promotional Gaming Credits Wagered for the Month.....	\$ 1,354,464

Under penalties of perjury, I declare that I have examined this report, and to the best of my knowledge and belief, it is true and complete.

January 9, 2014

DATE



WALTER SIMON

Director Operational Accounting 3930-11

TITLE (LICENSE NUMBER)

REVEL ENTERTAINMENT GROUP, LLC
MONTHLY GROSS REVENUE REPORT
FOR THE MONTH OF DECEMBER, 2013

CASINO WIN - CURRENT MONTH

Line (a)	Type of Game (b)	Authorized Units (c)	Win or (Loss) (d)	Drop/Handle (e)	Win or (Loss) Percentage (f)
1	Table and Other Games	110	\$ 5,422,041	\$ 32,627,498	16.6%
2	Poker	0	\$ -		
3	Slot Machines	2,251	\$ 7,531,033	\$ 75,290,932	10.0%
4	Total Casino Win		\$ 12,953,074		

GROSS REVENUE

5	Year-to-Date Table and Other Games and Poker Win	\$ 58,316,675	
6	Year-to-Date Slot Machine Win	\$ 96,835,844	
7	Year-to-Date Total Casino Win		\$ 155,152,519
8	Adjustments		\$ -
9	Year-To-Date Gross Revenue		\$ 155,152,519
10	Authorized Casino Square Footage - End of Month	126,741	
11	Authorized Simulcasting Square Footage - End of Month	-	
12	Simulcasting Revenue for the Month.....	\$ -	
13	Simulcasting Handle for the Month.....	\$ -	
14	Promotional Gaming Credits Wagered for the Month.....	\$ 1,700,322	

Under penalties of perjury, I declare that I have examined this report, and to the best of my knowledge and belief, it is true and complete.

January 8, 2014

DATE



Ford Palmer

Casino Controller (4086-11)

TITLE (LICENSE NUMBER)

SHOWBOAT

MONTHLY GROSS REVENUE REPORT

FOR THE MONTH OF DECEMBER, 2013

CASINO WIN - CURRENT MONTH

Line (a)	Type of Game (b)	Authorized Units (c)	Win or (Loss) (d)	Drop/Handle (e)	Win or (Loss) Percentage (f)
1	Table and Other Games	89	\$ 2,910,122	\$ 16,385,734	17.8%
2	Poker	24	\$ 216,564		
3	Slot Machines	2,181	\$ 10,090,310	\$ 103,052,709	9.8%
4	Total Casino Win		\$ 13,216,996		

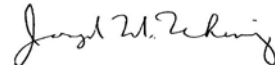
GROSS REVENUE

5	Year-to-Date Table and Other Games and Poker Win	\$ 41,261,236	
6	Year-to-Date Slot Machine Win	\$ 151,986,130	
7	Year-to-Date Total Casino Win	\$ 193,247,366	
8	Adjustments	\$ (499,835)	
9	Year-To-Date Gross Revenue	\$ 192,747,531	
10	Authorized Casino Square Footage - End of Month	108,869	
11	Authorized Simulcasting Square Footage - End of Month	17,086	
12	Simulcasting Revenue for the Month.....	\$ 34,534	
13	Simulcasting Handle for the Month.....	\$ 410,273	
14	Promotional Gaming Credits Wagered for the Month.....	\$ 2,870,081	

Under penalties of perjury, I declare that I have examined this report, and to the best of my knowledge and belief, it is true and complete.

January 10, 2014

DATE



JOE UHING

OPERATIONS CONTROLLER 2835-11

Tropicana Casino & Resort

MONTHLY GROSS REVENUE REPORT

FOR THE MONTH OF: DECEMBER, 2013

CASINO WIN - CURRENT MONTH

Amended October 19, 2016

Line (a)	Type of Game (b)	Authorized Units (c)	Win or (Loss) (d)	Drop/Handle (e)	Win or (Loss) Percentage (f)
1	Table and Other Games	108	\$ 3,338,865	\$ 23,788,241	14.0%
2	Poker	27	\$ 181,758		
3	Slot Machines	2,595	\$ 12,789,385	\$ 137,798,122	9.3%
4	Total Casino Win		\$ 16,310,008		

GROSS REVENUE

5	Year-to-Date Table and Other Games and Poker Win	\$ 47,163,837	
6	Year-to-Date Slot Machine Win	\$ 180,858,101	
7	Year-to-Date Total Casino Win		\$ 228,021,938
8	Adjustments		\$ 127,810
9	Year-To-Date Gross Revenue		\$ 228,149,748
10	Authorized Casino Square Footage - End of Month	123,980	
11	Authorized Simulcasting Square Footage - End of Month		
12	Simulcasting Revenue for the Month.....		
13	Simulcasting Handle for the Month.....		
14	Promotional Gaming Credits Wagered for the Month.....	\$ 2,248,223	

Under penalties of perjury, I declare that I have examined this report, and to the best of my knowledge and belief, it is true and complete.

October 19, 2016

DATE



Jeff Bohrer

Casino Controller, 7488-11

TRUMP PLAZA ASSOCIATES
MONTHLY GROSS REVENUE REPORT
 FOR THE MONTH OF DECEMBER, 2013

CASINO WIN - CURRENT MONTH

Line (a)	Type of Game (b)	Authorized Units (c)	Win or (Loss) (d)	Drop/Handle (e)	Win or (Loss) Percentage (f)
1	Table and Other Games	64	\$ 686,595	\$ 3,684,736	18.6%
2	Poker	0	\$ -		
3	Slot Machines	1,600	\$ 3,264,224	\$ 38,691,510	8.4%
4	Total Casino Win		\$ 3,950,819		


GROSS REVENUE

5	Year-to-Date Table and Other Games and Poker Win	\$ 12,412,023	
6	Year-to-Date Slot Machine Win	\$ 61,542,210	
7	Year-to-Date Total Casino Win		\$ 73,954,233
8	Adjustments		\$ 40,966
9	Year-To-Date Gross Revenue		\$ 73,995,199
10	Authorized Casino Square Footage - End of Month	86,923	
11	Authorized Simulcasting Square Footage - End of Month	-	
12	Simulcasting Revenue for the Month.....	\$ -	
13	Simulcasting Handle for the Month.....	\$ -	
14	Promotional Gaming Credits Wagered for the Month.....	\$ 836,138	

Under penalties of perjury, I declare that I have examined this report, and to the best of my knowledge and belief, it is true and complete.

January 8, 2014

DATE



Ron Alcorn

Casino Controller (1623-11)

TITLE (LICENSE NUMBER)

TRUMP TAJ MAHAL CASINO RESORT MONTHLY GROSS REVENUE REPORT FOR THE MONTH OF DECEMBER, 2013

CASINO WIN - CURRENT MONTH


Line (a)	Type of Game (b)	Authorized Units (c)	Win or (Loss) (d)	Drop/Handle (e)	Win or (Loss) Percentage (f)
1	Table and Other Games	132	\$ 4,452,386	\$ 33,006,355	13.5%
2	Poker	48	\$ 329,474		
3	Slot Machines	2,523	\$ 11,784,540	\$ 133,865,058	8.8%
4	Total Casino Win		\$ 16,566,400		

GROSS REVENUE

5	Year-to-Date Table and Other Games and Poker Win	\$ 73,490,148	
6	Year-to-Date Slot Machine Win	\$ 186,424,133	
7	Year-to-Date Total Casino Win	\$ 259,914,281	
8	Adjustments	\$ 50,466	
9	Year-To-Date Gross Revenue	\$ 259,964,747	
10	Authorized Casino Square Footage - End of Month	159,998	
11	Authorized Simulcasting Square Footage - End of Month	-	
12	Simulcasting Revenue for the Month.....	\$ -	
13	Simulcasting Handle for the Month.....	\$ -	
14	Promotional Gaming Credits Wagered for the Month.....	\$ 2,706,847	

Under penalties of perjury, I declare that I have examined this report, and to the best of my knowledge and belief, it is true and complete.

January 9, 2014
DATE



Robert Allen

Finance Operations Controller 6793-11
TITLE (LICENSE NUMBER)