

BALLY'S ATLANTIC CITY

MONTHLY GROSS REVENUE REPORT

FOR THE MONTH OF AUGUST, 2014

CASINO WIN - CURRENT MONTH

Line (a)	Type of Game (b)	Authorized Units (c)	Win or (Loss) (d)	Drop/Handle (e)	Win or (Loss) Percentage (f)
1	Table and Other Games	126	\$ 7,466,743	\$ 44,241,236	16.9%
2	Poker	42	\$ 542,195		
3	Slot Machines	1,946	\$ 17,706,106	\$ 190,888,660	9.3%
4	Total Casino Win		\$ 25,715,044		

GROSS REVENUE

5	Year-to-Date Table and Other Games and Poker Win	\$ 51,665,982
6	Year-to-Date Slot Machine Win	\$ 101,585,633
7	Year-to-Date Total Casino Win	\$ 153,251,615
8	Adjustments	\$ -
9	Year-To-Date Gross Revenue	\$ 153,251,615
10	Authorized Casino Square Footage - End of Month	123,576
11	Authorized Simulcasting Square Footage - End of Month	-
12	Simulcasting Revenue for the Month.....	\$ -
13	Simulcasting Handle for the Month.....	\$ -
14	Promotional Gaming Credits Wagered for the Month.....	\$ 3,476,294

Under penalties of perjury, I declare that I have examined this report, and to the best of my knowledge and belief, it is true and complete.

September 5, 2014

DATE



William Pangoras

Operations Controller (1792-11)

TITLE (LICENSE NUMBER)

BORGATA HOTEL CASINO & SPA

MONTHLY GROSS REVENUE REPORT

FOR THE MONTH OF AUGUST, 2014

CASINO WIN - CURRENT MONTH

Line (a)	Type of Game (b)	Authorized Units (c)	Win or (Loss) (d)	Drop/Handle (e)	Win or (Loss) Percentage (f)
1	Table and Other Games	183	\$ 20,063,460	\$ 140,415,104	14.3%
2	Poker	79	\$ 1,487,840		
3	Slot Machines	3,094	\$ 44,346,398	\$ 502,262,909	8.8%
4	Total Casino Win		\$ 65,897,698		

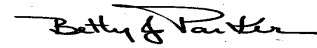
GROSS REVENUE

5	Year-to-Date Table and Other Games and Poker Win	\$ 140,092,374	
6	Year-to-Date Slot Machine Win	\$ 290,038,924	
7	Year-to-Date Total Casino Win	\$ 430,131,298	
8	Adjustments	\$ -	
9	Year-To-Date Gross Revenue	\$ 430,131,298	
10	Authorized Casino Square Footage - End of Month	136,667	
11	Authorized Simulcasting Square Footage - End of Month	23,620	
12	Simulcasting Revenue for the Month.....	\$ 321,619	
13	Simulcasting Handle for the Month.....	\$ 3,745,655	
14	Promotional Gaming Credits Wagered for the Month.....	\$ 7,184,476	

Under penalties of perjury, I declare that I have examined this report, and to the best of my knowledge and belief, it is true and complete.

September 11, 2014

DATE



Betty Parker

Casino Controller 8038-11

TITLE (LICENSE NUMBER)

CAESARS ATLANTIC CITY

MONTHLY GROSS REVENUE REPORT

FOR THE MONTH OF AUGUST, 2014

CASINO WIN - CURRENT MONTH

Line (a)	Type of Game (b)	Authorized Units (c)	Win or (Loss) (d)	Drop/Handle (e)	Win or (Loss) Percentage (f)
1	Table and Other Games	145	\$ 19,773,191	\$ 94,278,561	21.0%
2	Poker	0	\$ -		
3	Slot Machines	1,942	\$ 24,122,366	\$ 262,778,147	9.2%
4	Total Casino Win		\$ 43,895,557		

GROSS REVENUE

5	Year-to-Date Table and Other Games and Poker Win	\$ 80,218,042
6	Year-to-Date Slot Machine Win	\$ 140,865,421
7	Year-to-Date Total Casino Win	\$ 221,083,463
8	Adjustments	\$ 2,552
9	Year-To-Date Gross Revenue	\$ 221,086,015
10	Authorized Casino Square Footage - End of Month	119,657
11	Authorized Simulcasting Square Footage - End of Month	-
12	Simulcasting Revenue for the Month.....	\$ -
13	Simulcasting Handle for the Month.....	\$ -
14	Promotional Gaming Credits Wagered for the Month.....	\$ 4,466,071

Under penalties of perjury, I declare that I have examined this report, and to the best of my knowledge and belief, it is true and complete.

September 9, 2014

DATE



Gail Myers

Operations Controller 3470-11

TITLE (LICENSE NUMBER)

GOLDEN NUGGET

MONTHLY GROSS REVENUE REPORT

FOR THE MONTH OF AUGUST, 2014

CASINO WIN - CURRENT MONTH

Line (a)	Type of Game (b)	Authorized Units (c)	Win or (Loss) (d)	Drop/Handle (e)	Win or (Loss) Percentage (f)
1	Table and Other Games	82	\$ 4,150,518	\$ 31,572,030	13.1%
2	Poker	10	\$ 67,518		
3	Slot Machines	1,338	\$ 12,553,813	\$ 144,425,970	8.7%
4	Total Casino Win		\$ 16,771,849		

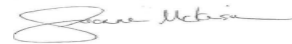
GROSS REVENUE

5	Year-to-Date Table and Other Games and Poker Win	\$ 30,368,177
6	Year-to-Date Slot Machine Win	\$ 84,264,725
7	Year-to-Date Total Casino Win	\$ 114,632,902
8	Adjustments	\$ -
9	Year-To-Date Gross Revenue	\$ 114,632,902
10	Authorized Casino Square Footage - End of Month	70,655
11	Authorized Simulcasting Square Footage - End of Month	-
12	Simulcasting Revenue for the Month.....	\$ -
13	Simulcasting Handle for the Month.....	\$ -
14	Promotional Gaming Credits Wagered for the Month.....	\$ 3,071,496

Under penalties of perjury, I declare that I have examined this report, and to the best of my knowledge and belief, it is true and complete.

September 9, 2014

DATE



Joanne McKensie

Director of Finance/Controller 1231.11

TITLE (LICENSE NUMBER)

HARRAH'S RESORT ATLANTIC CITY

MONTHLY GROSS REVENUE REPORT

FOR THE MONTH OF AUGUST 2014

CASINO WIN - CURRENT MONTH

Line (a)	Type of Game (b)	Authorized Units (c)	Win or (Loss) (d)	Drop/Handle (e)	Win or (Loss) Percentage (f)
1	Table and Other Games	138	\$ 9,797,218	\$ 46,950,674	20.9%
2	Poker	40	\$ 417,192		
3	Slot Machines	2,304	\$ 28,712,683	\$ 332,144,347	8.6%
4	Total Casino Win		\$ 38,927,093		

GROSS REVENUE

5	Year-to-Date Table and Other Games and Poker Win	\$ 63,367,710	
6	Year-to-Date Slot Machine Win	\$ 177,551,354	
7	Year-to-Date Total Casino Win	\$ 240,919,064	
8	Adjustments	\$ 500	
9	Year-To-Date Gross Revenue	\$ 240,919,564	
10	Authorized Casino Square Footage - End of Month	154,795	
11	Authorized Simulcasting Square Footage - End of Month	-	
12	Simulcasting Revenue for the Month.....	\$ -	
13	Simulcasting Handle for the Month.....	\$ -	
14	Promotional Gaming Credits Wagered for the Month.....	\$ 4,289,042	

Under penalties of perjury, I declare that I have examined this report, and to the best of my knowledge and belief, it is true and complete.

September 11, 2014

DATE



Joseph Lodise

Director of Finance/Operations Controller (008900-11)

TITLE (LICENSE NUMBER)

RESORTS CASINO HOTEL(DGMB CASINO LLC)

MONTHLY GROSS REVENUE REPORT

FOR THE MONTH OF AUGUST 2014

CASINO WIN - CURRENT MONTH

Line (a)	Type of Game (b)	Authorized Units (c)	Win or (Loss) (d)	Drop/Handle (e)	Win or (Loss) Percentage (f)
1	Table and Other Games	74	\$ 3,264,913	\$ 20,240,537	16.1%
2	Poker	0	\$ -		
3	Slot Machines	1,733	\$ 11,633,163	\$ 132,164,743	8.8%
4	Total Casino Win		\$ 14,898,076		

GROSS REVENUE

5	Year-to-Date Table and Other Games and Poker Win	\$ 20,313,465
6	Year-to-Date Slot Machine Win	\$ 72,597,020
7	Year-to-Date Total Casino Win	\$ 92,910,485
8	Adjustments	\$ (199,251)
9	Year-To-Date Gross Revenue	\$ 92,711,234
10	Authorized Casino Square Footage - End of Month	81,336
11	Authorized Simulcasting Square Footage - End of Month	-
12	Simulcasting Revenue for the Month.....	\$ -
13	Simulcasting Handle for the Month.....	\$ -
14	Promotional Gaming Credits Wagered for the Month.....	\$ 2,231,352

Under penalties of perjury, I declare that I have examined this report, and to the best of my knowledge and belief, it is true and complete.

September 9, 2014

DATE



WALTER P. SIMON

Director Operational Accounting 3930-11

TITLE (LICENSE NUMBER)

REVEL ENTERTAINMENT GROUP, LLC
MONTHLY GROSS REVENUE REPORT
 FOR THE MONTH OF AUGUST, 2014

CASINO WIN - CURRENT MONTH

Line (a)	Type of Game (b)	Authorized Units (c)	Win or (Loss) (d)	Drop/Handle (e)	Win or (Loss) Percentage (f)
1	Table and Other Games	115	\$ 3,922,214	\$ 26,933,423	14.6%
2	Poker	0	\$ -		
3	Slot Machines	2,164	\$ 8,225,056	\$ 83,766,550	9.8%
4	Total Casino Win		\$ 12,147,270		

GROSS REVENUE

5	Year-to-Date Table and Other Games and Poker Win	\$ 34,061,095	
6	Year-to-Date Slot Machine Win	\$ 63,949,886	
7	Year-to-Date Total Casino Win		\$ 98,010,981
8	Adjustments		\$ -
9	Year-To-Date Gross Revenue		\$ 98,010,981
10	Authorized Casino Square Footage - End of Month	126,741	
11	Authorized Simulcasting Square Footage - End of Month	-	
12	Simulcasting Revenue for the Month.....	\$ -	
13	Simulcasting Handle for the Month.....	\$ -	
14	Promotional Gaming Credits Wagered for the Month.....	\$ 2,172,136	

Under penalties of perjury, I declare that I have examined this report, and to the best of my knowledge and belief, it is true and complete.

September 5, 2014

DATE



Ford Palmer

Casino Controller (4086-11)
 TITLE (LICENSE NUMBER)

SHOWBOAT

MONTHLY GROSS REVENUE REPORT

FOR THE MONTH OF AUGUST, 2014

CASINO WIN - CURRENT MONTH

Line (a)	Type of Game (b)	Authorized Units (c)	Win or (Loss) (d)	Drop/Handle (e)	Win or (Loss) Percentage (f)
1	Table and Other Games	89	\$ 3,027,286	\$ 15,072,787	20.1%
2	Poker	24	\$ 120,512		
3	Slot Machines	2,175	\$ 11,915,387	\$ 127,273,090	9.4%
4	Total Casino Win		\$ 15,063,185		

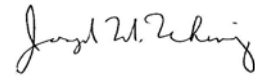
GROSS REVENUE

5	Year-to-Date Table and Other Games and Poker Win	\$	24,134,443
6	Year-to-Date Slot Machine Win	\$	86,371,627
7	Year-to-Date Total Casino Win	\$	110,506,070
8	Adjustments	\$	(27,776)
9	Year-To-Date Gross Revenue	\$	110,478,294
10	Authorized Casino Square Footage - End of Month		124,657
11	Authorized Simulcasting Square Footage - End of Month		-
12	Simulcasting Revenue for the Month.....	\$	-
13	Simulcasting Handle for the Month.....	\$	-
14	Promotional Gaming Credits Wagered for the Month.....	\$	2,867,321

Under penalties of perjury, I declare that I have examined this report, and to the best of my knowledge and belief, it is true and complete.

September 9, 2014

DATE



Joe Uhing

Operations Controller 2835-11

TITLE (LICENSE NUMBER)

Tropicana Casino & Resort

MONTHLY GROSS REVENUE REPORT

FOR THE MONTH OF: AUGUST, 2014

CASINO WIN - CURRENT MONTH

Line (a)	Type of Game (b)	Authorized Units (c)	Win or (Loss) (d)	Drop/Handle (e)	Win or (Loss) Percentage (f)
1	Table and Other Games	108	\$ 6,658,878	\$ 35,182,484	18.9%
2	Poker	27	\$ 227,452		
3	Slot Machines	2,563	\$ 24,425,211	\$ 254,083,496	9.6%
4	Total Casino Win		\$ 31,311,541		

GROSS REVENUE

5	Year-to-Date Table and Other Games and Poker Win	\$ 37,748,858
6	Year-to-Date Slot Machine Win	\$ 152,728,562
7	Year-to-Date Total Casino Win	\$ 190,477,420
8	Adjustments	\$ -
9	Year-To-Date Gross Revenue	\$ 190,477,420
10	Authorized Casino Square Footage - End of Month	123,980
11	Authorized Simulcasting Square Footage - End of Month	-
12	Simulcasting Revenue for the Month.....	\$ -
13	Simulcasting Handle for the Month.....	\$ -
14	Promotional Gaming Credits Wagered for the Month.....	\$ 4,406,285

Under penalties of perjury, I declare that I have examined this report, and to the best of my knowledge and belief, it is true and complete.

September 9, 2014

DATE



Jeff Bohrer

Casino Controller, 7488-11

TRUMP PLAZA ASSOCIATES

MONTHLY GROSS REVENUE REPORT

FOR THE MONTH OF AUGUST, 2014

CASINO WIN - CURRENT MONTH

Line (a)	Type of Game (b)	Authorized Units (c)	Win or (Loss) (d)	Drop/Handle (e)	Win or (Loss) Percentage (f)
1	Table and Other Games	56	\$ 397,490	\$ 3,273,677	12.1%
2	Poker	0	\$ -		
3	Slot Machines	1,598	\$ 4,467,144	\$ 52,564,748	8.5%
4	Total Casino Win		\$ 4,864,634		


GROSS REVENUE

5	Year-to-Date Table and Other Games and Poker Win	\$ 4,462,312
6	Year-to-Date Slot Machine Win	\$ 32,421,359
7	Year-to-Date Total Casino Win	\$ 36,883,671
8	Adjustments	\$ 9,668
9	Year-To-Date Gross Revenue	\$ 36,893,339
10	Authorized Casino Square Footage - End of Month	86,923
11	Authorized Simulcasting Square Footage - End of Month	-
12	Simulcasting Revenue for the Month.....	\$ -
13	Simulcasting Handle for the Month.....	\$ -
14	Promotional Gaming Credits Wagered for the Month.....	\$ 792,480

Under penalties of perjury, I declare that I have examined this report, and to the best of my knowledge and belief, it is true and complete.

September 9, 2014

DATE



Ron Alcorn

Casino Controller (1623-11)

TITLE (LICENSE NUMBER)

TRUMP TAJ MAHAL CASINO RESORT

MONTHLY GROSS REVENUE REPORT

FOR THE MONTH OF AUGUST, 2014

CASINO WIN - CURRENT MONTH

Line (a)	Type of Game (b)	Authorized Units (c)	Win or (Loss) (d)	Drop/Handle (e)	Win or (Loss) Percentage (f)
1	Table and Other Games	132	\$ 6,071,765	\$ 41,102,235	14.8%
2	Poker	48	\$ 355,577		
3	Slot Machines	2,523	\$ 18,533,865	\$ 198,408,922	9.3%
4	Total Casino Win		\$ 24,961,207		


GROSS REVENUE

5	Year-to-Date Table and Other Games and Poker Win	\$ 42,042,598	
6	Year-to-Date Slot Machine Win	\$ 114,060,926	
7	Year-to-Date Total Casino Win	\$ 156,103,524	
8	Adjustments	\$ 9,179	
9	Year-To-Date Gross Revenue	\$ 156,112,703	
10	Authorized Casino Square Footage - End of Month	159,998	
11	Authorized Simulcasting Square Footage - End of Month	-	
12	Simulcasting Revenue for the Month.....	\$ -	
13	Simulcasting Handle for the Month.....	\$ -	
14	Promotional Gaming Credits Wagered for the Month.....	\$ 3,726,575	

Under penalties of perjury, I declare that I have examined this report, and to the best of my knowledge and belief, it is true and complete.

September 5, 2014

DATE



Robert Allen

Finance Operations Controller 6793-11

TITLE (LICENSE NUMBER)