

BALLY'S ATLANTIC CITY

MONTHLY GROSS REVENUE REPORT

FOR THE MONTH OF NOVEMBER, 2014

CASINO WIN - CURRENT MONTH

Line (a)	Type of Game (b)	Authorized Units (c)	Win or (Loss) (d)	Drop/Handle (e)	Win or (Loss) Percentage (f)
1	Table and Other Games	126	\$ 5,270,723	\$ 35,117,634	15.0%
2	Poker	42	\$ 354,383		
3	Slot Machines	1,945	\$ 11,672,732	\$ 133,108,668	8.8%
4	Total Casino Win		\$ 17,297,838		

GROSS REVENUE

5	Year-to-Date Table and Other Games and Poker Win	\$ 67,727,937
6	Year-to-Date Slot Machine Win	\$ 139,942,189
7	Year-to-Date Total Casino Win	\$ 207,670,126
8	Adjustments	\$ -
9	Year-To-Date Gross Revenue	\$ 207,670,126
10	Authorized Casino Square Footage - End of Month	123,576
11	Authorized Simulcasting Square Footage - End of Month	-
12	Simulcasting Revenue for the Month.....	\$ -
13	Simulcasting Handle for the Month.....	\$ -
14	Promotional Gaming Credits Wagered for the Month.....	\$ 2,563,314

Under penalties of perjury, I declare that I have examined this report, and to the best of my knowledge and belief, it is true and complete.

December 5, 2014

DATE



William Pangoras

Operations Controller (1792-11)

TITLE (LICENSE NUMBER)

BORGATA HOTEL CASINO & SPA

MONTHLY GROSS REVENUE REPORT

FOR THE MONTH OF NOVEMBER, 2014

CASINO WIN - CURRENT MONTH

Line (a)	Type of Game (b)	Authorized Units (c)	Win or (Loss) (d)	Drop/Handle (e)	Win or (Loss) Percentage (f)
1	Table and Other Games	184	\$ 17,184,799	\$ 110,499,633	15.6%
2	Poker	94	\$ 1,861,862		
3	Slot Machines	3,094	\$ 36,788,396	\$ 438,497,850	8.4%
4	Total Casino Win		\$ 55,835,057		


GROSS REVENUE

5	Year-to-Date Table and Other Games and Poker Win	\$ 194,961,279	
6	Year-to-Date Slot Machine Win	\$ 398,111,006	
7	Year-to-Date Total Casino Win	\$ 593,072,285	
8	Adjustments	\$ -	
9	Year-To-Date Gross Revenue	\$ 593,072,285	
10	Authorized Casino Square Footage - End of Month	136,667	
11	Authorized Simulcasting Square Footage - End of Month	23,620	
12	Simulcasting Revenue for the Month.....	\$ 243,542	
13	Simulcasting Handle for the Month.....	\$ 2,899,667	
14	Promotional Gaming Credits Wagered for the Month.....	\$ 6,488,903	

Under penalties of perjury, I declare that I have examined this report, and to the best of my knowledge and belief, it is true and complete.

December 7, 2014

DATE



Betty J Parker

Casino Controller 8038-11

TITLE (LICENSE NUMBER)

CAESARS ATLANTIC CITY

MONTHLY GROSS REVENUE REPORT

FOR THE MONTH OF NOVEMBER, 2014

CASINO WIN - CURRENT MONTH

Line (a)	Type of Game (b)	Authorized Units (c)	Win or (Loss) (d)	Drop/Handle (e)	Win or (Loss) Percentage (f)
1	Table and Other Games	137	\$ 7,954,247	\$ 57,665,167	13.8%
2	Poker	0	\$ -		
3	Slot Machines	1,938	\$ 17,650,411	\$ 190,348,386	9.3%
4	Total Casino Win		\$ 25,604,658		


GROSS REVENUE

5	Year-to-Date Table and Other Games and Poker Win	\$ 108,359,217	
6	Year-to-Date Slot Machine Win	\$ 194,681,664	
7	Year-to-Date Total Casino Win	\$ 303,040,881	
8	Adjustments	\$ 7,647	
9	Year-To-Date Gross Revenue	\$ 303,048,528	
10	Authorized Casino Square Footage - End of Month	119,657	
11	Authorized Simulcasting Square Footage - End of Month	-	
12	Simulcasting Revenue for the Month.....	\$ -	
13	Simulcasting Handle for the Month.....	\$ -	
14	Promotional Gaming Credits Wagered for the Month.....	\$ 3,533,138	

Under penalties of perjury, I declare that I have examined this report, and to the best of my knowledge and belief, it is true and complete.

December 8, 2014

DATE



Gail Myers

Operational Controller 3470-11

TITLE (LICENSE NUMBER)

GOLDEN NUGGET

MONTHLY GROSS REVENUE REPORT

FOR THE MONTH OF NOVEMBER, 2014

CASINO WIN - CURRENT MONTH

Line (a)	Type of Game (b)	Authorized Units (c)	Win or (Loss) (d)	Drop/Handle (e)	Win or (Loss) Percentage (f)
1	Table and Other Games	79	\$ 4,927,088	\$ 25,799,471	19.1%
2	Poker	10	\$ 56,178		
3	Slot Machines	1,340	\$ 11,347,310	\$ 122,821,922	9.2%
4	Total Casino Win		\$ 16,330,576		

GROSS REVENUE

5	Year-to-Date Table and Other Games and Poker Win	\$ 43,079,904	
6	Year-to-Date Slot Machine Win	\$ 118,035,209	
7	Year-to-Date Total Casino Win	\$ 161,115,113	
8	Adjustments	\$ (2,846,429)	
9	Year-To-Date Gross Revenue	\$ 158,268,684	
10	Authorized Casino Square Footage - End of Month	71,065	
11	Authorized Simulcasting Square Footage - End of Month	-	
12	Simulcasting Revenue for the Month.....	\$ -	
13	Simulcasting Handle for the Month.....	\$ -	
14	Promotional Gaming Credits Wagered for the Month.....	\$ 2,544,975	

Under penalties of perjury, I declare that I have examined this report, and to the best of my knowledge and belief, it is true and complete.

December 9, 2014

DATE



Joanne McKensie
Director of Finance/Controller 1231.11

TITLE (LICENSE NUMBER)

HARRAH'S RESORT ATLANTIC CITY

MONTHLY GROSS REVENUE REPORT

FOR THE MONTH OF NOVEMBER 2014

CASINO WIN - CURRENT MONTH

Line (a)	Type of Game (b)	Authorized Units (c)	Win or (Loss) (d)	Drop/Handle (e)	Win or (Loss) Percentage (f)
1	Table and Other Games	138	\$ 7,400,055	\$ 37,134,286	19.9%
2	Poker	40	\$ 323,421		
3	Slot Machines	2,306	\$ 23,311,522	\$ 283,351,765	8.2%
4	Total Casino Win		\$ 31,034,998		

GROSS REVENUE

5	Year-to-Date Table and Other Games and Poker Win	\$	83,653,198
6	Year-to-Date Slot Machine Win	\$	251,858,348
7	Year-to-Date Total Casino Win	\$	335,511,546
8	Adjustments	\$	1,500
9	Year-To-Date Gross Revenue	\$	335,513,046
10	Authorized Casino Square Footage - End of Month		154,795
11	Authorized Simulcasting Square Footage - End of Month		-
12	Simulcasting Revenue for the Month.....	\$	-
13	Simulcasting Handle for the Month.....	\$	-
14	Promotional Gaming Credits Wagered for the Month.....	\$	4,090,143

Under penalties of perjury, I declare that I have examined this report, and to the best of my knowledge and belief, it is true and complete.

December 5, 2014

DATE



Joseph Lodise

Director of Finance/Operations Controller (008900-11)

TITLE (LICENSE NUMBER)

RESORTS CASINO HOTEL(DGMB CASINO LLC)

MONTHLY GROSS REVENUE REPORT

FOR THE MONTH OF NOVEMBER 2014

CASINO WIN - CURRENT MONTH

Line (a)	Type of Game (b)	Authorized Units (c)	Win or (Loss) (d)	Drop/Handle (e)	Win or (Loss) Percentage (f)
1	Table and Other Games	71	\$ 2,829,368	\$ 15,762,423	18.0%
2	Poker	0	\$ -		
3	Slot Machines	1,743	\$ 9,195,608	\$ 103,056,476	8.9%
4	Total Casino Win		\$ 12,024,976		

GROSS REVENUE

5	Year-to-Date Table and Other Games and Poker Win	\$ 26,696,846
6	Year-to-Date Slot Machine Win	\$ 102,067,121
7	Year-to-Date Total Casino Win	\$ 128,763,967
8	Adjustments	\$ (78,338)
9	Year-To-Date Gross Revenue	\$ 128,685,629
10	Authorized Casino Square Footage - End of Month	81,336
11	Authorized Simulcasting Square Footage - End of Month	-
12	Simulcasting Revenue for the Month.....	\$ -
13	Simulcasting Handle for the Month.....	\$ -
14	Promotional Gaming Credits Wagered for the Month.....	\$ 1,949,985

Under penalties of perjury, I declare that I have examined this report, and to the best of my knowledge and belief, it is true and complete.

December 9, 2014

DATE



WALTER P. SIMON

Director Operational Accounting 3930-11

TITLE (LICENSE NUMBER)

Tropicana Casino & Resort

MONTHLY GROSS REVENUE REPORT

FOR THE MONTH OF: NOVEMBER 2014

CASINO WIN - CURRENT MONTH

Line (a)	Type of Game (b)	Authorized Units (c)	Win or (Loss) (d)	Drop/Handle (e)	Win or (Loss) Percentage (f)
1	Table and Other Games	96	\$ 3,305,429	\$ 25,439,047	13.0%
2	Poker	19	\$ 183,801		
3	Slot Machines	2,393	\$ 17,433,122	\$ 182,474,974	9.6%
4	Total Casino Win		\$ 20,922,352		

GROSS REVENUE

5	Year-to-Date Table and Other Games and Poker Win	\$	49,424,516
6	Year-to-Date Slot Machine Win	\$	205,044,081
7	Year-to-Date Total Casino Win	\$	254,468,597
8	Adjustments	\$	-
9	Year-To-Date Gross Revenue	\$	254,468,597
10	Authorized Casino Square Footage - End of Month		124,791
11	Authorized Simulcasting Square Footage - End of Month		-
12	Simulcasting Revenue for the Month.....	\$	-
13	Simulcasting Handle for the Month.....	\$	-
14	Promotional Gaming Credits Wagered for the Month.....	\$	3,059,580

Under penalties of perjury, I declare that I have examined this report, and to the best of my knowledge and belief, it is true and complete.

December 9, 2014

DATE



Jeff Bohrer

Casino Controller, 7488-11

TRUMP TAJ MAHAL CASINO RESORT MONTHLY GROSS REVENUE REPORT FOR THE MONTH OF NOVEMBER, 2014

CASINO WIN - CURRENT MONTH

Line (a)	Type of Game (b)	Authorized Units (c)	Win or (Loss) (d)	Drop/Handle (e)	Win or (Loss) Percentage (f)
1	Table and Other Games	106	\$ 3,489,510	\$ 20,373,495	17.1%
2	Poker	30	\$ 247,485		
3	Slot Machines	2,518	\$ 10,977,081	\$ 128,636,963	8.5%
4	Total Casino Win		\$ 14,714,076		


GROSS REVENUE

5	Year-to-Date Table and Other Games and Poker Win	\$ 53,899,417	
6	Year-to-Date Slot Machine Win	\$ 151,185,043	
7	Year-to-Date Total Casino Win	\$ 205,084,460	
8	Adjustments	\$ 9,525	
9	Year-To-Date Gross Revenue	\$ 205,093,985	
10	Authorized Casino Square Footage - End of Month	159,998	
11	Authorized Simulcasting Square Footage - End of Month	-	
12	Simulcasting Revenue for the Month.....	\$ -	
13	Simulcasting Handle for the Month.....	\$ -	
14	Promotional Gaming Credits Wagered for the Month.....	\$ 2,935,815	

Under penalties of perjury, I declare that I have examined this report, and to the best of my knowledge and belief, it is true and complete.

December 9, 2014

DATE



Robert Allen

Finance Operations Controller 6793-11

TITLE (LICENSE NUMBER)