

BALLY'S ATLANTIC CITY

MONTHLY GROSS REVENUE REPORT

FOR THE MONTH OF JUNE, 2015

CASINO WIN - CURRENT MONTH

Line (a)	Type of Game (b)	Authorized Units (c)	Win or (Loss) (d)	Drop/Handle (e)	Win or (Loss) Percentage (f)
1	Table and Other Games	125	\$ 5,116,802	\$ 32,154,153	15.9%
2	Poker	42	\$ 316,140		
3	Slot Machines	1,667	\$ 12,012,026	\$ 124,781,240	9.6%
4	Total Casino Win		\$ 17,444,968		

GROSS REVENUE

5	Year-to-Date Table and Other Games and Poker Win	\$ 32,722,426	
6	Year-to-Date Slot Machine Win	\$ 65,149,687	
7	Year-to-Date Total Casino Win		\$ 97,872,113
8	Adjustments		\$ -
9	Year-To-Date Gross Revenue		\$ 97,872,113
10	Authorized Casino Square Footage - End of Month	121,624	
11	Authorized Simulcasting Square Footage - End of Month	-	
12	Simulcasting Revenue for the Month.....	\$ -	
13	Simulcasting Handle for the Month.....	\$ -	
14	Promotional Gaming Credits Wagered for the Month.....	\$ 2,537,920	

Under penalties of perjury, I declare that I have examined this report, and to the best of my knowledge and belief, it is true and complete.

July 7, 2015

DATE

William Pangoras

William Pangoras

Operations Controller (1792-11)

TITLE (LICENSE NUMBER)

BORGATA HOTEL CASINO & SPA

MONTHLY GROSS REVENUE REPORT

FOR THE MONTH OF JUNE, 2015

CASINO WIN - CURRENT MONTH

Line (a)	Type of Game (b)	Authorized Units (c)	Win or (Loss) (d)	Drop/Handle (e)	Win or (Loss) Percentage (f)
1	Table and Other Games	186	\$ 17,707,746	\$ 104,785,533	16.9%
2	Poker	79	\$ 1,180,216		
3	Slot Machines	3,038	\$ 37,859,154	\$ 456,020,744	8.3%
4	Total Casino Win		\$ 56,747,116		


GROSS REVENUE

5	Year-to-Date Table and Other Games and Poker Win	\$ 100,777,786	
6	Year-to-Date Slot Machine Win	\$ 219,748,006	
7	Year-to-Date Total Casino Win	\$	320,525,792
8	Adjustments	\$	-
9	Year-To-Date Gross Revenue	\$	320,525,792
10	Authorized Casino Square Footage - End of Month	137,125	
11	Authorized Simulcasting Square Footage - End of Month	23,620	
12	Simulcasting Revenue for the Month.....	\$ 252,920	
13	Simulcasting Handle for the Month.....	\$ 3,044,288	
14	Promotional Gaming Credits Wagered for the Month.....	\$ 6,435,609	

Under penalties of perjury, I declare that I have examined this report, and to the best of my knowledge and belief, it is true and complete.

July 7, 2015

DATE



Betty J Parker

Casino Controller 8038-11

TITLE (LICENSE NUMBER)

CAESARS ATLANTIC CITY

MONTHLY GROSS REVENUE REPORT

FOR THE MONTH OF JUNE , 2015

CASINO WIN - CURRENT MONTH

Line (a)	Type of Game (b)	Authorized Units (c)	Win or (Loss) (d)	Drop/Handle (e)	Win or (Loss) Percentage (f)
1	Table and Other Games	150	\$ 9,801,345	\$ 56,479,924	17.4%
2	Poker	0	\$ -		
3	Slot Machines	1,844	\$ 18,358,663	\$ 190,108,336	9.7%
4	Total Casino Win		\$ 28,160,008		

GROSS REVENUE

5	Year-to-Date Table and Other Games and Poker Win	\$ 56,932,785	
6	Year-to-Date Slot Machine Win	\$ 92,575,718	
7	Year-to-Date Total Casino Win		\$ 149,508,503
8	Adjustments		\$ (57)
9	Year-To-Date Gross Revenue		\$ 149,508,446
10	Authorized Casino Square Footage - End of Month	115,225	
11	Authorized Simulcasting Square Footage - End of Month	-	
12	Simulcasting Revenue for the Month.....	\$ -	
13	Simulcasting Handle for the Month.....	\$ -	
14	Promotional Gaming Credits Wagered for the Month.....	\$ 3,071,974	

Under penalties of perjury, I declare that I have examined this report, and to the best of my knowledge and belief, it is true and complete.

July 9, 2015

DATE



Gail Myers

Operations Controller 3470-11

TITLE (LICENSE NUMBER)

GOLDEN NUGGET

MONTHLY GROSS REVENUE REPORT

FOR THE MONTH OF JUNE, 2015

CASINO WIN - CURRENT MONTH

Line (a)	Type of Game (b)	Authorized Units (c)	Win or (Loss) (d)	Drop/Handle (e)	Win or (Loss) Percentage (f)
1	Table and Other Games	81	\$ 4,850,405	\$ 24,019,276	20.2%
2	Poker	10	\$ 77,902		
3	Slot Machines	1,376	\$ 12,210,370	\$ 132,139,516	9.2%
4	Total Casino Win		\$ 17,138,677		

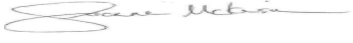
GROSS REVENUE

5	Year-to-Date Table and Other Games and Poker Win	\$ 27,477,173	
6	Year-to-Date Slot Machine Win	\$ 70,058,176	
7	Year-to-Date Total Casino Win		\$ 97,535,349
8	Adjustments		\$ 6,200
9	Year-To-Date Gross Revenue		\$ 97,541,549
10	Authorized Casino Square Footage - End of Month	79,980	
11	Authorized Simulcasting Square Footage - End of Month	-	
12	Simulcasting Revenue for the Month.....	\$ -	
13	Simulcasting Handle for the Month.....	\$ -	
14	Promotional Gaming Credits Wagered for the Month.....	\$ 2,724,968	

Under penalties of perjury, I declare that I have examined this report, and to the best of my knowledge and belief, it is true and complete.

July 8, 2015

DATE



[TYPE NAME HERE]
Director of Finance/Controller 1231.11

TITLE (LICENSE NUMBER)

HARRAH'S RESORT ATLANTIC CITY

MONTHLY GROSS REVENUE REPORT

FOR THE MONTH OF JUNE 2015

CASINO WIN - CURRENT MONTH

Line (a)	Type of Game (b)	Authorized Units (c)	Win or (Loss) (d)	Drop/Handle (e)	Win or (Loss) Percentage (f)
1	Table and Other Games	138	\$ 7,118,294	\$ 36,669,214	19.4%
2	Poker	40	\$ 308,172		
3	Slot Machines	2,190	\$ 24,363,314	\$ 298,150,046	8.2%
4	Total Casino Win		\$ 31,789,780		

GROSS REVENUE

5	Year-to-Date Table and Other Games and Poker Win	\$ 48,152,716	
6	Year-to-Date Slot Machine Win	\$ 136,893,078	
7	Year-to-Date Total Casino Win		\$ 185,045,794
8	Adjustments		\$ 1,500
9	Year-To-Date Gross Revenue		\$ 185,047,294
10	Authorized Casino Square Footage - End of Month	154,795	
11	Authorized Simulcasting Square Footage - End of Month	-	
12	Simulcasting Revenue for the Month.....	\$ -	
13	Simulcasting Handle for the Month.....	\$ -	
14	Promotional Gaming Credits Wagered for the Month.....	\$ 3,833,307	

Under penalties of perjury, I declare that I have examined this report, and to the best of my knowledge and belief, it is true and complete.

July 7, 2015

DATE



Joseph Lodise

Vice President of Finance (008900-11)

TITLE (LICENSE NUMBER)

RESORTS CASINO HOTEL(DGMB CASINO LLC)

MONTHLY GROSS REVENUE REPORT

FOR THE MONTH OF JUNE 2015

CASINO WIN - CURRENT MONTH

Line (a)	Type of Game (b)	Authorized Units (c)	Win or (Loss) (d)	Drop/Handle (e)	Win or (Loss) Percentage (f)
1	Table and Other Games	70	\$ 2,459,854	\$ 18,266,683	13.5%
2	Poker	0	\$ -		
3	Slot Machines	1,591	\$ 11,191,534	\$ 120,565,903	9.3%
4	Total Casino Win		\$ 13,651,388		

GROSS REVENUE

5	Year-to-Date Table and Other Games and Poker Win	\$ 15,108,289
6	Year-to-Date Slot Machine Win	\$ 57,721,010
7	Year-to-Date Total Casino Win	\$ 72,829,299
8	Adjustments	\$ (5,035)
9	Year-To-Date Gross Revenue	\$ 72,824,264
10	Authorized Casino Square Footage - End of Month	81,336
11	Authorized Simulcasting Square Footage - End of Month	-
12	Simulcasting Revenue for the Month.....	\$ -
13	Simulcasting Handle for the Month.....	\$ -
14	Promotional Gaming Credits Wagered for the Month.....	\$ 2,260,862

Under penalties of perjury, I declare that I have examined this report, and to the best of my knowledge and belief, it is true and complete.

July 9, 2015

DATE



Walter Simon

Director Operational Accounting 3930-11
TITLE (LICENSE NUMBER)

Tropicana Casino & Resort

MONTHLY GROSS REVENUE REPORT

FOR THE MONTH OF: June 2015

CASINO WIN - CURRENT MONTH

Line (a)	Type of Game (b)	Authorized Units (c)	Win or (Loss) (d)	Drop/Handle (e)	Win or (Loss) Percentage (f)
1	Table and Other Games	114	\$ 4,493,359	\$ 28,506,449	15.8%
2	Poker	22	\$ 254,035		
3	Slot Machines	2,274	\$ 19,866,016	\$ 201,771,840	9.8%
4	Total Casino Win		\$ 24,613,410		

GROSS REVENUE

5	Year-to-Date Table and Other Games and Poker Win	\$ 26,486,176	
6	Year-to-Date Slot Machine Win	\$ 106,267,460	
7	Year-to-Date Total Casino Win		\$ 132,753,636
8	Adjustments		\$ -
9	Year-To-Date Gross Revenue		\$ 132,753,636
10	Authorized Casino Square Footage - End of Month	124,791	
11	Authorized Simulcasting Square Footage - End of Month	-	
12	Simulcasting Revenue for the Month.....	\$ -	
13	Simulcasting Handle for the Month.....	\$ -	
14	Promotional Gaming Credits Wagered for the Month.....	\$ 3,304,081	

Under penalties of perjury, I declare that I have examined this report, and to the best of my knowledge and belief, it is true and complete.

July 9, 2015

DATE



Jeff Bohrer

Casino Controller, 7488-11

TRUMP TAJ MAHAL CASINO RESORT MONTHLY GROSS REVENUE REPORT FOR THE MONTH OF JUNE, 2015

CASINO WIN - CURRENT MONTH

Line (a)	Type of Game (b)	Authorized Units (c)	Win or (Loss) (d)	Drop/Handle (e)	Win or (Loss) Percentage (f)
1	Table and Other Games	130	\$ 2,693,969	\$ 21,618,833	12.5%
2	Poker	0	\$ -		
3	Slot Machines	2,519	\$ 12,627,015	\$ 137,376,284	9.2%
4	Total Casino Win		\$ 15,320,984		


GROSS REVENUE

5	Year-to-Date Table and Other Games and Poker Win	\$ 17,754,917	
6	Year-to-Date Slot Machine Win	\$ 70,651,445	
7	Year-to-Date Total Casino Win		\$ 88,406,362
8	Adjustments		\$ 2,937
9	Year-To-Date Gross Revenue		\$ 88,409,299
10	Authorized Casino Square Footage - End of Month	159,998	
11	Authorized Simulcasting Square Footage - End of Month	-	
12	Simulcasting Revenue for the Month.....	\$ -	
13	Simulcasting Handle for the Month.....	\$ -	
14	Promotional Gaming Credits Wagered for the Month.....	\$ 2,714,301	

Under penalties of perjury, I declare that I have examined this report, and to the best of my knowledge and belief, it is true and complete.

July, 8, 2015

DATE



 Robert Allen

 Finance Operations Controller 6793-11
 TITLE (LICENSE NUMBER)