

**BALLY'S PARK PLACE, LLC**  
**MONTHLY GROSS REVENUE REPORT**  
 FOR THE MONTH OF DECEMBER, 2017

**CASINO WIN - CURRENT MONTH**

| Line<br>(a) | Type of Game<br>(b)   | Authorized<br>Units<br>(c) | Win or (Loss)<br>(d) | Drop/Handle<br>(e) | Win or (Loss)<br>Percentage<br>(f) |
|-------------|-----------------------|----------------------------|----------------------|--------------------|------------------------------------|
| 1           | Table and Other Games | 121                        | \$ 5,714,535         | \$ 30,966,119      | 18.5%                              |
| 2           | Poker                 | 42                         | \$ 236,632           |                    |                                    |
| 3           | Slot Machines         | 1,772                      | \$ 10,334,357        | \$ 114,350,282     | 9.0%                               |
| 4           | Total Casino Win      |                            | \$ 16,285,524        |                    |                                    |

**GROSS REVENUE**

|    |   |                |                |
|----|---|----------------|----------------|
| 5  | Year-to-Date Table and Other Games and Poker Win .....      | \$ 72,211,812  |                |
| 6  | Year-to-Date Slot Machine Win .....                         | \$ 138,812,736 |                |
| 7  | Year-to-Date Total Casino Win .....                         |                | \$ 211,024,548 |
| 8  | Adjustments .....   |                | \$ -           |
| 9  | Year-To-Date Gross Revenue .....                            |                | \$ 211,024,548 |
| 10 | Authorized Casino Square Footage - End of Month .....       | 122,792        |                |
| 11 | Authorized Simulcasting Square Footage - End of Month ..... | -              |                |
| 12 | Simulcasting Revenue for the Month.....                     | \$ -           |                |
| 13 | Simulcasting Handle for the Month.....                      | \$ -           |                |
| 14 | Promotional Gaming Credits Wagered for the Month.....       | \$ 1,656,023   |                |

Under penalties of perjury, I declare that I have examined this report, and to the best of my knowledge and belief, it is true and complete.

January 5, 2018  
 \_\_\_\_\_  
 DATE

*William Pangoras*  
 \_\_\_\_\_  
 WILLIAM PANGORAS  
 OPERATIONS CONTROLLER (1792-11)  
 \_\_\_\_\_  
 TITLE (LICENSE NUMBER)

# BORGATA HOTEL CASINO & SPA

## MONTHLY GROSS REVENUE REPORT

FOR THE MONTH OF DECEMBER, 2017

### CASINO WIN - CURRENT MONTH

| Line<br>(a) | Type of Game<br>(b)   | Authorized<br>Units<br>(c) | Win or (Loss)<br>(d) | Drop/Handle<br>(e) | Win or (Loss)<br>Percentage<br>(f) |
|-------------|-----------------------|----------------------------|----------------------|--------------------|------------------------------------|
| 1           | Table and Other Games | 187                        | \$ 17,712,571        | \$ 110,894,025     | 16.0%                              |
| 2           | Poker                 | 82                         | \$ 1,338,727         |                    |                                    |
| 3           | Slot Machines         | 3,030                      | \$ 38,761,224        | \$ 471,949,156     | 8.2%                               |
| 4           | Total Casino Win      |                            | \$ 57,812,522        |                    |                                    |

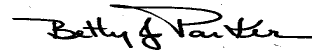
### GROSS REVENUE

|    |   |                |                       |
|----|---|----------------|-----------------------|
| 5  | Year-to-Date Table and Other Games and Poker Win .....      | \$ 246,943,501 |                       |
| 6  | Year-to-Date Slot Machine Win .....                         | \$ 508,152,357 |                       |
| 7  | Year-to-Date Total Casino Win .....                         |                | <b>\$ 755,095,858</b> |
| 8  | Adjustments .....   |                | \$ -                  |
| 9  | Year-To-Date Gross Revenue .....                            |                | <b>\$ 755,095,858</b> |
|    |   |                |                       |
| 10 | Authorized Casino Square Footage - End of Month .....       | 136,551        |                       |
| 11 | Authorized Simulcasting Square Footage - End of Month ..... | 23,620         |                       |
| 12 | Simulcasting Revenue for the Month.....                     | \$ 183,563     |                       |
| 13 | Simulcasting Handle for the Month.....                      | \$ 2,165,672   |                       |
| 14 | Promotional Gaming Credits Wagered for the Month.....       | \$ 5,762,100   |                       |

Under penalties of perjury, I declare that I have examined this report, and to the best of my knowledge and belief, it is true and complete.

January 8, 2018

DATE



Betty J. Parker

Casino Controller 8038-11

TITLE (LICENSE NUMBER)

# CAESARS ATLANTIC CITY

## MONTHLY GROSS REVENUE REPORT

FOR THE MONTH OF DECEMBER, 2017

### CASINO WIN - CURRENT MONTH

| Line<br>(a) | Type of Game<br>(b)   | Authorized<br>Units<br>(c) | Win or (Loss)<br>(d) | Drop/Handle<br>(e) | Win or (Loss)<br>Percentage<br>(f) |
|-------------|-----------------------|----------------------------|----------------------|--------------------|------------------------------------|
| 1           | Table and Other Games | 132                        | \$ 7,755,184         | \$ 55,878,361      | 13.9%                              |
| 2           | Poker                 | 0                          | \$ -                 |                    |                                    |
| 3           | Slot Machines         | 1,853                      | \$ 15,962,804        | \$ 174,622,390     | 9.1%                               |
| 4           | Total Casino Win      |                            | \$ 23,717,988        |                    |                                    |

### GROSS REVENUE

|    |   |                       |
|----|---|-----------------------|
| 5  | Year-to-Date Table and Other Games and Poker Win .....      | \$ 119,821,259        |
| 6  | Year-to-Date Slot Machine Win .....                         | \$ 205,240,148        |
| 7  | Year-to-Date Total Casino Win .....                         | <b>\$ 325,061,407</b> |
| 8  | Adjustments .....   | <b>\$ 2,546</b>       |
| 9  | Year-To-Date Gross Revenue .....                            | <b>\$ 325,063,953</b> |
| 10 | Authorized Casino Square Footage - End of Month .....       | 115,225               |
| 11 | Authorized Simulcasting Square Footage - End of Month ..... | -                     |
| 12 | Simulcasting Revenue for the Month.....                     | \$ -                  |
| 13 | Simulcasting Handle for the Month.....                      | \$ -                  |
| 14 | Promotional Gaming Credits Wagered for the Month.....       | \$ 2,500,626          |

Under penalties of perjury, I declare that I have examined this report, and to the best of my knowledge and belief, it is true and complete.

January 10, 2018

DATE



Gail Myers

OPERATIONS CONTROLLER(3470-11)

TITLE (LICENSE NUMBER)

# GOLDEN NUGGET

## MONTHLY GROSS REVENUE REPORT

FOR THE MONTH OF DECEMBER, 2017

### CASINO WIN - CURRENT MONTH

| Line<br>(a) | Type of Game<br>(b)   | Authorized<br>Units<br>(c) | Win or (Loss)<br>(d) | Drop/Handle<br>(e) | Win or (Loss)<br>Percentage<br>(f) |
|-------------|-----------------------|----------------------------|----------------------|--------------------|------------------------------------|
| 1           | Table and Other Games | 82                         | \$ 5,230,784         | \$ 28,429,883      | 18.4%                              |
| 2           | Poker                 | 10                         | \$ 90,690            |                    |                                    |
| 3           | Slot Machines         | 1,453                      | \$ 13,191,766        | \$ 137,310,308     | 9.6%                               |
| 4           | Total Casino Win      |                            | \$ 18,513,240        |                    |                                    |

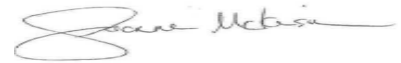
### GROSS REVENUE

|    |   |                |                       |
|----|---|----------------|-----------------------|
| 5  | Year-to-Date Table and Other Games and Poker Win .....      | \$ 59,940,049  |                       |
| 6  | Year-to-Date Slot Machine Win .....                         | \$ 159,736,626 |                       |
| 7  | Year-to-Date Total Casino Win .....                         |                | <b>\$ 219,676,675</b> |
| 8  | Adjustments .....   |                | <b>\$ (249,289)</b>   |
| 9  | Year-To-Date Gross Revenue .....                            |                | <b>\$ 219,427,386</b> |
| 10 | Authorized Casino Square Footage - End of Month .....       | 78,957         |                       |
| 11 | Authorized Simulcasting Square Footage - End of Month ..... | -              |                       |
| 12 | Simulcasting Revenue for the Month.....                     | \$ -           |                       |
| 13 | Simulcasting Handle for the Month.....                      | \$ -           |                       |
| 14 | Promotional Gaming Credits Wagered for the Month.....       | \$ 2,713,955   |                       |

Under penalties of perjury, I declare that I have examined this report, and to the best of my knowledge and belief, it is true and complete.

January 8, 2018

DATE



Joanne McKensie

Director of Finance/Controller 1231.11

# HARRAH'S RESORT ATLANTIC CITY

## MONTHLY GROSS REVENUE REPORT

FOR THE MONTH OF DECEMBER, 2017

### CASINO WIN - CURRENT MONTH

| Line<br>(a) | Type of Game<br>(b)   | Authorized<br>Units<br>(c) | Win or (Loss)<br>(d) | Drop/Handle<br>(e) | Win or (Loss)<br>Percentage<br>(f) |
|-------------|-----------------------|----------------------------|----------------------|--------------------|------------------------------------|
| 1           | Table and Other Games | 133                        | \$ 6,489,223         | \$ 38,004,933      | 17.1%                              |
| 2           | Poker                 | 37                         | \$ 294,867           |                    |                                    |
| 3           | Slot Machines         | 2,132                      | \$ 22,464,434        | \$ 265,112,646     | 8.5%                               |
| 4           | Total Casino Win      |                            | \$ 29,248,524        |                    |                                    |

### GROSS REVENUE

|    |   |                |                       |
|----|---|----------------|-----------------------|
| 5  | Year-to-Date Table and Other Games and Poker Win .....      | \$ 83,366,378  |                       |
| 6  | Year-to-Date Slot Machine Win .....                         | \$ 280,339,059 |                       |
| 7  | Year-to-Date Total Casino Win .....                         |                | <b>\$ 363,705,437</b> |
| 8  | Adjustments .....   |                | <b>\$ 250</b>         |
| 9  | Year-To-Date Gross Revenue .....                            |                | <b>\$ 363,705,687</b> |
|    |   |                |                       |
| 10 | Authorized Casino Square Footage - End of Month .....       | 156,284        |                       |
| 11 | Authorized Simulcasting Square Footage - End of Month ..... | -              |                       |
| 12 | Simulcasting Revenue for the Month.....                     | \$ -           |                       |
| 13 | Simulcasting Handle for the Month.....                      | \$ -           |                       |
| 14 | Promotional Gaming Credits Wagered for the Month.....       | \$ 2,897,578   |                       |

Under penalties of perjury, I declare that I have examined this report, and to the best of my knowledge and belief, it is true and complete.

January 6, 2018

DATE



Alicia Magee

Operations Controller (008714-11)

TITLE (LICENSE NUMBER)

# RESORTS CASINO HOTEL (DGMB CASINO LLC)

## MONTHLY GROSS REVENUE REPORT

FOR THE MONTH OF DECEMBER 2017

### CASINO WIN - CURRENT MONTH

| Line<br>(a) | Type of Game<br>(b)   | Authorized<br>Units<br>(c) | Win or (Loss)<br>(d) | Drop/Handle<br>(e) | Win or (Loss)<br>Percentage<br>(f) |
|-------------|-----------------------|----------------------------|----------------------|--------------------|------------------------------------|
| 1           | Table and Other Games | 76                         | \$ 3,670,736         | \$ 19,428,432      | 18.9%                              |
| 2           | Poker                 | 0                          | \$ -                 |                    |                                    |
| 3           | Slot Machines         | 1,488                      | \$ 10,223,587        | \$ 110,369,791     | 9.3%                               |
| 4           | Total Casino Win      |                            | \$ 13,894,323        |                    |                                    |

### GROSS REVENUE

|    |   |                |                       |
|----|---|----------------|-----------------------|
| 5  | Year-to-Date Table and Other Games and Poker Win .....      | \$ 44,507,005  |                       |
| 6  | Year-to-Date Slot Machine Win .....                         | \$ 146,001,303 |                       |
| 7  | Year-to-Date Total Casino Win .....                         |                | <b>\$ 190,508,308</b> |
| 8  | Adjustments .....   |                | <b>\$ 5,249</b>       |
| 9  | Year-To-Date Gross Revenue .....                            |                | <b>\$ 190,513,557</b> |
|    |   |                |                       |
| 10 | Authorized Casino Square Footage - End of Month .....       | 82,877         |                       |
| 11 | Authorized Simulcasting Square Footage - End of Month ..... | -              |                       |
| 12 | Simulcasting Revenue for the Month.....                     | \$ -           |                       |
| 13 | Simulcasting Handle for the Month.....                      | \$ -           |                       |
| 14 | Promotional Gaming Credits Wagered for the Month.....       | \$ 1,939,668   |                       |

Under penalties of perjury, I declare that I have examined this report, and to the best of my knowledge and belief, it is true and complete.

January 9, 2018

DATE



Walter Simon

Director Operational Accounting 3930-11

TITLE (LICENSE NUMBER)

# TROPICANA CASINO & RESORT

## MONTHLY GROSS REVENUE REPORT

FOR THE MONTH OF DECEMBER, 2017

**CASINO WIN - CURRENT MONTH**

**AMENDED 5/15/18**

| Line<br>(a) | Type of Game<br>(b)   | Authorized<br>Units<br>(c) | Win or (Loss)<br>(d) | Drop/Handle<br>(e) | Win or (Loss)<br>Percentage<br>(f) |
|-------------|-----------------------|----------------------------|----------------------|--------------------|------------------------------------|
| 1           | Table and Other Games | 112                        | \$ 5,047,099         | \$ 34,792,506      | 14.5%                              |
| 2           | Poker                 | 18                         | \$ 206,207           |                    |                                    |
| 3           | Slot Machines         | 2,324                      | \$ 21,509,916        | \$ 225,818,179     | 9.5%                               |
| 4           | Total Casino Win      |                            | \$ 26,763,222        |                    |                                    |

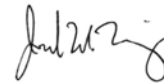
**GROSS REVENUE**

|    |   |                |                       |
|----|---|----------------|-----------------------|
| 5  | Year-to-Date Table and Other Games and Poker Win .....      | \$ 66,944,924  |                       |
| 6  | Year-to-Date Slot Machine Win .....                         | \$ 281,390,455 |                       |
| 7  | Year-to-Date Total Casino Win .....                         |                | <b>\$ 348,335,379</b> |
| 8  | Adjustments .....   |                | <b>\$ 54,701</b>      |
| 9  | Year-To-Date Gross Revenue .....                            |                | <b>\$ 348,390,080</b> |
|    |   |                |                       |
| 10 | Authorized Casino Square Footage - End of Month .....       | 124,791        |                       |
| 11 | Authorized Simulcasting Square Footage - End of Month ..... | -              |                       |
| 12 | Simulcasting Revenue for the Month.....                     | \$ -           |                       |
| 13 | Simulcasting Handle for the Month.....                      | \$ -           |                       |
| 14 | Promotional Gaming Credits Wagered for the Month.....       | \$ 3,683,127   |                       |

Under penalties of perjury, I declare that I have examined this report, and to the best of my knowledge and belief, it is true and complete.

May 15, 2018

DATE



Joseph Uhing

Casino Controller 2835-11