

BALLY'S PARK PLACE, LLC

MONTHLY GROSS REVENUE REPORT

FOR THE MONTH OF FEBRUARY, 2018

CASINO WIN - CURRENT MONTH

Line (a)	Type of Game (b)	Authorized Units (c)	Win or (Loss) (d)	Drop/Handle (e)	Win or (Loss) Percentage (f)
1	Table and Other Games	121	\$ 4,936,414	\$ 24,177,106	20.4%
2	Poker	42	\$ 233,950		
3	Slot Machines	1,772	\$ 9,054,778	\$ 102,333,515	8.8%
4	Total Casino Win		\$ 14,225,142		

GROSS REVENUE

5	Year-to-Date Table and Other Games and Poker Win	\$ 9,990,517	
6	Year-to-Date Slot Machine Win	\$ 17,000,562	
7	Year-to-Date Total Casino Win		\$ 26,991,079
8	Adjustments		\$ -
9	Year-To-Date Gross Revenue		\$ 26,991,079
10	Authorized Casino Square Footage - End of Month	122,792	
11	Authorized Simulcasting Square Footage - End of Month	-	
12	Simulcasting Revenue for the Month.....	\$ -	
13	Simulcasting Handle for the Month.....	\$ -	
14	Promotional Gaming Credits Wagered for the Month.....	\$ 1,074,533	

Under penalties of perjury, I declare that I have examined this report, and to the best of my knowledge and belief, it is true and complete.

March 7, 2018

DATE



WILLIAM PANGORAS

OPERATIONS CONTROLLER (1792-11)

TITLE (LICENSE NUMBER)

BORGATA HOTEL CASINO & SPA

MONTHLY GROSS REVENUE REPORT

FOR THE MONTH OF FEBRUARY, 2018

CASINO WIN - CURRENT MONTH

Line (a)	Type of Game (b)	Authorized Units (c)	Win or (Loss) (d)	Drop/Handle (e)	Win or (Loss) Percentage (f)
1	Table and Other Games	187	\$ 15,498,843	\$ 90,724,675	17.1%
2	Poker	86	\$ 1,143,423		
3	Slot Machines	3,030	\$ 38,330,451	\$ 464,549,432	8.3%
4	Total Casino Win		\$ 54,972,717		


GROSS REVENUE

5	Year-to-Date Table and Other Games and Poker Win	\$	35,319,457
6	Year-to-Date Slot Machine Win	\$	73,274,219
7	Year-to-Date Total Casino Win	\$	108,593,676
8	Adjustments	\$	-
9	Year-To-Date Gross Revenue	\$	108,593,676
10	Authorized Casino Square Footage - End of Month		136,551
11	Authorized Simulcasting Square Footage - End of Month		23,620
12	Simulcasting Revenue for the Month.....	\$	202,320
13	Simulcasting Handle for the Month.....	\$	2,408,414
14	Promotional Gaming Credits Wagered for the Month.....	\$	6,621,842

Under penalties of perjury, I declare that I have examined this report, and to the best of my knowledge and belief, it is true and complete.

March 8, 2018

DATE



Betty J. Parker

Casino Controller 8038-11

TITLE (LICENSE NUMBER)

CAESARS ATLANTIC CITY

MONTHLY GROSS REVENUE REPORT

FOR THE MONTH OF FEBRUARY, 2018

CASINO WIN - CURRENT MONTH

Line (a)	Type of Game (b)	Authorized Units (c)	Win or (Loss) (d)	Drop/Handle (e)	Win or (Loss) Percentage (f)
1	Table and Other Games	132	\$ 3,886,432	\$ 33,866,690	11.5%
2	Poker	0	\$ -		
3	Slot Machines	1,853	\$ 13,699,827	\$ 159,602,200	8.6%
4	Total Casino Win		\$ 17,586,259		

GROSS REVENUE

5	Year-to-Date Table and Other Games and Poker Win	\$ 13,654,591
6	Year-to-Date Slot Machine Win	\$ 25,681,997
7	Year-to-Date Total Casino Win	\$ 39,336,588
8	Adjustments	\$ 50,554
9	Year-To-Date Gross Revenue	\$ 39,387,142
10	Authorized Casino Square Footage - End of Month	115,225
11	Authorized Simulcasting Square Footage - End of Month	-
12	Simulcasting Revenue for the Month.....	\$ -
13	Simulcasting Handle for the Month.....	\$ -
14	Promotional Gaming Credits Wagered for the Month.....	\$ 1,817,713

Under penalties of perjury, I declare that I have examined this report, and to the best of my knowledge and belief, it is true and complete.

March 07, 2018

DATE



Gail Myers

OPERATIONS CONTROLLER(3470-11)

TITLE (LICENSE NUMBER)

GOLDEN NUGGET

MONTHLY GROSS REVENUE REPORT

FOR THE MONTH OF FEBRUARY, 2018

CASINO WIN - CURRENT MONTH

Line (a)	Type of Game (b)	Authorized Units (c)	Win or (Loss) (d)	Drop/Handle (e)	Win or (Loss) Percentage (f)
1	Table and Other Games	82	\$ 5,002,931	\$ 24,350,572	20.5%
2	Poker	10	\$ 87,802		
3	Slot Machines	1,456	\$ 12,102,903	\$ 136,266,037	8.9%
4	Total Casino Win		\$ 17,193,636		

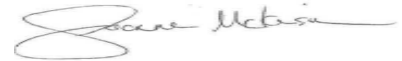
GROSS REVENUE

5	Year-to-Date Table and Other Games and Poker Win	\$ 10,562,971	
6	Year-to-Date Slot Machine Win	\$ 22,768,146	
7	Year-to-Date Total Casino Win	\$ 33,331,117	
8	Adjustments	\$ -	
9	Year-To-Date Gross Revenue	\$ 33,331,117	
10	Authorized Casino Square Footage - End of Month	78,957	
11	Authorized Simulcasting Square Footage - End of Month	-	
12	Simulcasting Revenue for the Month.....	\$ -	
13	Simulcasting Handle for the Month.....	\$ -	
14	Promotional Gaming Credits Wagered for the Month.....	\$ 2,647,402	

Under penalties of perjury, I declare that I have examined this report, and to the best of my knowledge and belief, it is true and complete.

March 7, 2018

DATE



Joanne McKensie

Director of Finance/Controller 1231.11

HARRAH'S RESORT ATLANTIC CITY

MONTHLY GROSS REVENUE REPORT

FOR THE MONTH OF FEBRUARY 2018

CASINO WIN - CURRENT MONTH

Line (a)	Type of Game (b)	Authorized Units (c)	Win or (Loss) (d)	Drop/Handle (e)	Win or (Loss) Percentage (f)
1	Table and Other Games	133	\$ 7,949,788	\$ 33,492,940	23.7%
2	Poker	37	\$ 292,112		
3	Slot Machines	2,125	\$ 19,985,893	\$ 242,552,878	8.2%
4	Total Casino Win		\$ 28,227,793		

GROSS REVENUE

5	Year-to-Date Table and Other Games and Poker Win	\$ 14,610,209	
6	Year-to-Date Slot Machine Win	\$ 37,153,419	
7	Year-to-Date Total Casino Win		\$ 51,763,628
8	Adjustments		\$ 200
9	Year-To-Date Gross Revenue		\$ 51,763,828
10	Authorized Casino Square Footage - End of Month	156,284	
11	Authorized Simulcasting Square Footage - End of Month	-	
12	Simulcasting Revenue for the Month.....	\$ -	
13	Simulcasting Handle for the Month.....	\$ -	
14	Promotional Gaming Credits Wagered for the Month.....	\$ 2,219,973	

Under penalties of perjury, I declare that I have examined this report, and to the best of my knowledge and belief, it is true and complete.

MARCH 5, 2018

DATE



Alicia Magee

Operations Controller (008714-11)

TITLE (LICENSE NUMBER)

RESORTS CASINO HOTEL (DGMB CASINO LLC)

MONTHLY GROSS REVENUE REPORT

FOR THE MONTH OF FEBRUARY 2018

CASINO WIN - CURRENT MONTH

Line (a)	Type of Game (b)	Authorized Units (c)	Win or (Loss) (d)	Drop/Handle (e)	Win or (Loss) Percentage (f)
1	Table and Other Games	74	\$ 1,916,881	\$ 16,064,344	11.9%
2	Poker	0	\$ -		
3	Slot Machines	1,488	\$ 10,034,445	\$ 109,729,638	9.1%
4	Total Casino Win		\$ 11,951,326		

GROSS REVENUE

5	Year-to-Date Table and Other Games and Poker Win	\$ 4,719,584	
6	Year-to-Date Slot Machine Win	\$ 18,857,396	
7	Year-to-Date Total Casino Win		\$ 23,576,980
8	Adjustments		\$ -
9	Year-To-Date Gross Revenue		\$ 23,576,980
10	Authorized Casino Square Footage - End of Month	82,877	
11	Authorized Simulcasting Square Footage - End of Month	-	
12	Simulcasting Revenue for the Month.....	\$ -	
13	Simulcasting Handle for the Month.....	\$ -	
14	Promotional Gaming Credits Wagered for the Month.....	\$ 1,888,637	

Under penalties of perjury, I declare that I have examined this report, and to the best of my knowledge and belief, it is true and complete.

March 9, 2018

DATE



Walter Simon

Director Operational Accounting 3930-11

TITLE (LICENSE NUMBER)

TROPICANA CASINO & RESORT

MONTHLY GROSS REVENUE REPORT

FOR THE MONTH OF FEBRUARY, 2018

CASINO WIN - CURRENT MONTH

Line (a)	Type of Game (b)	Authorized Units (c)	Win or (Loss) (d)	Drop/Handle (e)	Win or (Loss) Percentage (f)
1	Table and Other Games	112	\$ 4,827,644	\$ 28,499,662	16.9%
2	Poker	18	\$ 162,017		
3	Slot Machines	2,378	\$ 20,918,064	\$ 216,612,976	9.7%
4	Total Casino Win		\$ 25,907,725		

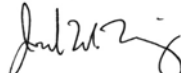
GROSS REVENUE

5	Year-to-Date Table and Other Games and Poker Win	\$	9,877,517
6	Year-to-Date Slot Machine Win	\$	38,944,682
7	Year-to-Date Total Casino Win	\$	48,822,199
8	Adjustments	\$	-
9	Year-To-Date Gross Revenue	\$	48,822,199
10	Authorized Casino Square Footage - End of Month		124,791
11	Authorized Simulcasting Square Footage - End of Month		-
12	Simulcasting Revenue for the Month.....	\$	-
13	Simulcasting Handle for the Month.....	\$	-
14	Promotional Gaming Credits Wagered for the Month.....	\$	3,957,571

Under penalties of perjury, I declare that I have examined this report, and to the best of my knowledge and belief, it is true and complete.

March 9, 2018

DATE



JOE UHING

CASINO CONTROLLER 2835-11