

**ATLANTIC CITY CASINO INDUSTRY
PROMOTIONAL ALLOWANCES AND EXPENSES
For the Month Ended January 2010
(\$ in Thousands)**

	Monthly			Year To Date		
	Allowances	Expenses	Total	Allowances	Expenses	Total
AC Hilton	\$ 4,231	\$ 436	4,667	\$ 4,231	\$ 436	4,667
Bally's AC	13,008	471	13,479	13,008	471	13,479
Borgata	16,417	2,167	18,584	16,417	2,167	18,584
Caesars	9,945	1,188	11,133	9,945	1,188	11,133
Harrah's Marina	13,469	900	14,369	13,469	900	14,369
Resorts	4,959	857	5,816	4,959	857	5,816
Showboat	9,176	196	9,372	9,176	196	9,372
Tropicana	7,780	714	8,494	7,780	714	8,494
Trump Marina	3,459	406	3,865	3,459	406	3,865
Trump Plaza	3,921	902	4,823	3,921	902	4,823
Trump Taj Mahal	9,612	1,424	11,036	9,612	1,424	11,036
Industry	<u>\$ 95,977</u>	<u>\$ 9,661</u>	<u>\$ 105,638</u>	<u>\$ 95,977</u>	<u>\$ 9,661</u>	<u>\$ 105,638</u>
Incr (Decr) vs. Prior Period	-6.7%	-22.7%	-8.5%	-6.7%	-22.7%	-8.5%

**ATLANTIC CITY CASINO INDUSTRY
PROMOTIONAL ALLOWANCES AND EXPENSES
For the Month Ended January 2009
(\$ in Thousands)**

	Monthly			Year To Date		
	Allowances	Expenses	Total	Allowances	Expenses	Total
AC Hilton	\$ 8,576	\$ 241	8,817	\$ 8,576	\$ 241	8,817
Bally's AC	10,824	467	11,291	10,824	467	11,291
Borgata	17,781	2,541	20,322	17,781	2,541	20,322
Caesars	9,160	1,968	11,128	9,160	1,968	11,128
Harrah's Marina	12,069	887	12,956	12,069	887	12,956
Resorts	5,264	1,083	6,347	5,264	1,083	6,347
Showboat	7,885	163	8,048	7,885	163	8,048
Tropicana	9,103	707	9,810	9,103	707	9,810
Trump Marina	4,838	848	5,686	4,838	848	5,686
Trump Plaza	4,719	1,454	6,173	4,719	1,454	6,173
Trump Taj Mahal	12,682	2,144	14,826	12,682	2,144	14,826
Industry	<u>\$ 102,901</u>	<u>\$ 12,503</u>	<u>\$ 115,404</u>	<u>\$ 102,901</u>	<u>\$ 12,503</u>	<u>\$ 115,404</u>

RIH ACQUISITIONS NJ, LLC (Atlantic City Hilton)
MONTHLY SCHEDULE OF PROMOTIONAL
EXPENSES AND ALLOWANCES

FOR THE MONTH ENDED JANUARY 31, 2010

(UNAUDITED)
(\$ IN THOUSANDS)

Amended February 22, 2010

Line (a)	Description (b)	Promotional Allowances		Promotional Expenses	
		Number of Recipients (c)	Dollar Amount (d)	Number of Recipients (e)	Dollar Amount (f)
1	Rooms	20,352	\$769		
2	Food	49,165	918	1,281	19
3	Beverage	173,978	452	5,017	13
4	Travel			10,268	177
5	Bus Program Cash	22,957	609		
6	Promotional Gaming Credits	31,211	1,220		
7	Complimentary Cash Gifts	3,652	161		
8	Entertainment	2,915	73	9	1
9	Retail & Non-Cash Gifts			1,127	56
10	Parking				
11	Other	1,922	29	4,239	170
12	Total	306,152	\$4,231	21,941	\$436

FOR THE MONTH ENDED JANUARY 31, 2009

Line (a)	Description (b)	Promotional Allowances		Promotional Expenses	
		Number of Recipients (c)	Dollar Amount (d)	Number of Recipients (e)	Dollar Amount (f)
1	Rooms	33,719	\$1,080		
2	Food	97,517	1,745	45	1
3	Beverage	230,464	599		
4	Travel			6,634	129
5	Bus Program Cash	45,664	726		
6	Promotional Gaming Credits	15,450	3,868		
7	Complimentary Cash Gifts	1,282	321		
8	Entertainment	8,262	207		
9	Retail & Non-Cash Gifts			1,040	52
10	Parking				
11	Other	1,972	30	332	59
12	Total	434,330	\$8,576	8,051	\$241

* - Recipients adjusted to conform with current presentation.

Under penalties of perjury, I declare that I have examined this report, and to the best of my knowledge and belief, it is true and complete.

February 22, 2010
DATE



Gregory J. Sherbon

Vice President of Finance (008983-11)
TITLE (LICENSE NUMBER)

Bally's Park Place, Inc (Bally's Atlantic City)
MONTHLY SCHEDULE OF PROMOTIONAL
EXPENSES AND ALLOWANCES

FOR THE MONTH ENDED JANUARY 31, 2010

(UNAUDITED)

(\$ IN THOUSANDS)

Line (a)	Description (b)	Promotional Allowances		Promotional Expenses	
		Number of Recipients (c)	Dollar Amount (d)	Number of Recipients (e)	Dollar Amount (f)
1	Rooms	69,852	\$2,516		
2	Food	137,286	2,180		
3	Beverage	719,665	1,439		
4	Travel			1,024	213
5	Bus Program Cash	424	9		
6	Promotional Gaming Credits	94,014	3,480		
7	Complimentary Cash Gifts	35,998	3,006		
8	Entertainment				
9	Retail & Non-Cash Gifts	8,386	274		
10	Parking				
11	Other	15,249	104	1,729	258
12	Total	1,080,874	\$13,008	2,753	\$471


FOR THE MONTH ENDED JANUARY 31, 2009

Line (a)	Description (b)	Promotional Allowances		Promotional Expenses	
		Number of Recipients (c)	Dollar Amount (d)	Number of Recipients (e)	Dollar Amount (f)
1	Rooms	83,676	\$2,433		
2	Food	128,728	2,083		
3	Beverage	632,815	1,266		
4	Travel			1,003	164
5	Bus Program Cash	47,832	991		
6	Promotional Gaming Credits	42,627	1,249		
7	Complimentary Cash Gifts	53,916	2,419		
8	Entertainment				
9	Retail & Non-Cash Gifts	8,440	294		
10	Parking				
11	Other	773	89	5,878	303
12	Total	998,807	\$10,824	6,881	\$467

Under penalties of perjury, I declare that I have examined this report, and to the best of my knowledge and belief, it is true and complete.

February 22, 2010

DATE



Alex Figueras

7438-11

Vice President of Finance

BORGATA HOTEL, CASINO & SPA MONTHLY SCHEDULE OF PROMOTIONAL EXPENSES AND ALLOWANCES

FOR THE MONTH ENDED JANUARY 31, 2010

(UNAUDITED)
(\$ IN THOUSANDS)

Line (a)	Description (b)	Promotional Allowances		Promotional Expenses	
		Number of Recipients (c)	Dollar Amount (d)	Number of Recipients (e)	Dollar Amount (f)
1	Rooms	46,482	6,007		
2	Food	132,974	3,056	70,600	706
3	Beverage	626,508	2,036		
4	Travel			1,436	359
5	Bus Program Cash				
6	Promotional Gaming Credits	172,174	4,304		
7	Complimentary Cash Gifts	9,040	226		
8	Entertainment	10,316	412		
9	Retail & Non-Cash Gifts	3,705	185	3,204	801
10	Parking				
11	Other	8,964	191	94,723	301
12	Total	1,010,163	16,417	169,963	2,167

Promotional Allowances - Other includes \$269K of Spa comps and \$(78K) change in Comp and Slot dollars earned but not redeemed.

FOR THE MONTH ENDED JANUARY 31, 2009

Line (a)	Description (b)	Promotional Allowances		Promotional Expenses	
		Number of Recipients (c)	Dollar Amount (d)	Number of Recipients (e)	Dollar Amount (f)
1	Rooms	51,358	6,413		
2	Food	152,814	3,470	83,600	836
3	Beverage	612,836	1,992		
4	Travel			1,684	421
5	Bus Program Cash				
6	Promotional Gaming Credits	222,496	5,562		
7	Complimentary Cash Gifts	14,238	356		
8	Entertainment	6,661	266	230	23
9	Retail & Non-Cash Gifts	4,313	216	2,956	739
10	Parking				
11	Other	10,365	(494)	138,169	522
12	Total	1,075,081	17,781	226,639	2,541

Promotional Allowances - Other includes \$311K of Spa comps and \$(805K) change in Comp and Slot dollars earned but not redeemed.

* Prior year amounts were reclassified to conform with current year presentation.

Under penalties of perjury, I declare that I have examined this report, and to the best of my knowledge and belief, it is true and complete.

February 22, 2010

DATE



HUGH TURNER

Vice President of Finance 7833-11
TITLE (LICENSE NUMBER)

**BOARDWALK REGENCY CORPORATION
MONTHLY SCHEDULE OF PROMOTIONAL
EXPENSES AND ALLOWANCES**

FOR THE MONTH ENDED JANUARY 31, 2010

(UNAUDITED)
(\$ IN THOUSANDS)

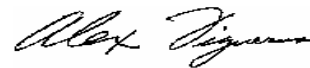
Line (a)	Description (b)	Promotional Allowances		Promotional Expenses	
		Number of Recipients (c)	Dollar Amount (d)	Number of Recipients (e)	Dollar Amount (f)
1	Rooms	51,860	\$2,044		
2	Food	49,639	1,695		
3	Beverage	505,023	1,010		
4	Travel			1,027	446
5	Bus Program Cash				
6	Promotional Gaming Credits	49,771	2,678		
7	Complimentary Cash Gifts	42,243	2,213		
8	Entertainment	284	22		
9	Retail & Non-Cash Gifts	8,598	172		
10	Parking				
11	Other	10,298	111	41,624	742
12	Total	717,716	\$9,945	42,651	\$1,188

FOR THE MONTH ENDED JANUARY 31, 2009

Line (a)	Description (b)	Promotional Allowances		Promotional Expenses	
		Number of Recipients (c)	Dollar Amount (d)	Number of Recipients (e)	Dollar Amount (f)
1	Rooms	45,952	\$1,999		
2	Food	81,123	1,381		
3	Beverage	535,117	1,070		
4	Travel			961	417
5	Bus Program Cash	36,736	815		
6	Promotional Gaming Credits	39,848	924		
7	Complimentary Cash Gifts	35,088	2,774		
8	Entertainment			207	34
9	Retail & Non-Cash Gifts	7,418	148	8,263	780
10	Parking				
11	Other	258	49	41,371	737
12	Total	781,540	\$9,160	50,802	\$1,968

Under penalties of perjury, I declare that I have examined this report, and to the best of my knowledge and belief, it is true and complete.

February 22, 2010
DATE



Alex Figueras

Vice President of Finance 007438-11
TITLE (LICENSE NUMBER)

HARRAH'S CASINO HOTEL, ATLANTIC CITY MONTHLY SCHEDULE OF PROMOTIONAL EXPENSES AND ALLOWANCES

FOR THE MONTH ENDED JANUARY 31, 2010

(UNAUDITED)

(\$ IN THOUSANDS)

Line (a)	Description (b)	Promotional Allowances		Promotional Expenses	
		Number of Recipients (c)	Dollar Amount (d)	Number of Recipients (e)	Dollar Amount (f)
1	Rooms	46,220	\$3,753		
2	Food	101,141	1,958		
3	Beverage	200,009	1,500		
4	Travel			3,657	900
5	Bus Program Cash	758	24		
6	Promotional Gaming Credits	89,400	3,083		
7	Complimentary Cash Gifts	44,340	2,658		
8	Entertainment	859	39		
9	Retail & Non-Cash Gifts	15,465	309		
10	Parking				
11	Other	18,240	145		
12	Total	516,432	\$13,469	3,657	\$900


FOR THE MONTH ENDED JANUARY 31, 2009

Line (a)	Description (b)	Promotional Allowances		Promotional Expenses	
		Number of Recipients (c)	Dollar Amount (d)	Number of Recipients (e)	Dollar Amount (f)
1	Rooms	45,364	\$3,665		
2	Food	104,701	2,023		
3	Beverage	184,390	1,383		
4	Travel			2,930	887
5	Bus Program Cash	657	9		
6	Promotional Gaming Credits	79,266	2,190		
7	Complimentary Cash Gifts	61,376	2,385		
8	Entertainment	839	37		
9	Retail & Non-Cash Gifts	13,515	270		
10	Parking				
11	Other	17,470	107		
12	Total	507,578	\$12,069	2,930	\$887

Under penalties of perjury, I declare that I have examined this report, and to the best of my knowledge and belief, it is true and complete.

February 19, 2010

DATE



Mary Cheeks

Vice President of Finance 004960-1
TITLE (LICENSE NUMBER)

**RESORTS INTERNATIONAL HOTEL, INC.
MONTHLY SCHEDULE OF PROMOTIONAL
EXPENSES AND ALLOWANCES**

FOR THE MONTH ENDED JANUARY 31, 2010

(UNAUDITED)
(\$ IN THOUSANDS)

Line (a)	Description (b)	Promotional Allowances		Promotional Expenses	
		Number of Recipients (c)	Dollar Amount (d)	Number of Recipients (e)	Dollar Amount (f)
1	Rooms	13,447	\$914		
2	Food	53,441	667	5,854	204
3	Beverage	71,700	466		
4	Travel			3,084	128
5	Bus Program Cash	723	19		
6	Promotional Gaming Credits	58,818	2,353		
7	Complimentary Cash Gifts	34,417	532		
8	Entertainment			431	54
9	Retail & Non-Cash Gifts			3,127	361
10	Parking				
11	Other	604	8	4,382	110
12	Total	233,150	\$4,959	16,878	\$857

FOR THE MONTH ENDED JANUARY 31, 2009

Line (a)	Description (b)	Promotional Allowances		Promotional Expenses	
		Number of Recipients (c)	Dollar Amount (d)	Number of Recipients (e)	Dollar Amount (f)
1	Rooms	16,318	\$1,025		
2	Food	57,065	724	6,699	234
3	Beverage	52,813	528		
4	Travel			2,502	102
5	Bus Program Cash	9,823	256		
6	Promotional Gaming Credits	46,391	2,039		
7	Complimentary Cash Gifts	31,239	633		
8	Entertainment	1,547	52	54	7
9	Retail & Non-Cash Gifts			5,869	675
10	Parking				
11	Other	456	7	2,609	65
12	Total	215,652	\$5,264	17,732	\$1,083

Under penalties of perjury, I declare that I have examined this report, and to the best of my knowledge and belief, it is true and complete.

February 22, 2010

DATE



Lawrence J, McCabe

Director of Finance 003392-11

TITLE (LICENSE NUMBER)

ATLANTIC CITY SHOWBOAT MONTHLY SCHEDULE OF PROMOTIONAL EXPENSES AND ALLOWANCES

FOR THE MONTH ENDED JANUARY 31, 2010

(UNAUDITED)
(\$ IN THOUSANDS)


Line (a)	Description (b)	Promotional Allowances		Promotional Expenses	
		Number of Recipients (c)	Dollar Amount (d)	Number of Recipients (e)	Dollar Amount (f)
1	Rooms	24,065	\$1,844		
2	Food	97,985	\$1,312		
3	Beverage	556,194	\$851		
4	Travel			597	\$104
5	Bus Program Cash	1,566	\$51		
6	Promotional Gaming Credits	132,967	\$3,466		
7	Complimentary Cash Gifts	25,249	\$1,428		
8	Entertainment	767	\$40		
9	Retail & Non-Cash Gifts	6,994	\$116		
10	Parking				
11	Other	7,742	\$68	1,229	\$92
12	Total	853,529	\$9,176	1,826	\$196

FOR THE MONTH ENDED JANUARY 31, 2009

Line (a)	Description (b)	Promotional Allowances		Promotional Expenses	
		Number of Recipients (c)	Dollar Amount (d)	Number of Recipients (e)	Dollar Amount (f)
1	Rooms	24,687	\$1,892		
2	Food	103,921	\$1,392		
3	Beverage	563,010	\$863		
4	Travel			594	\$104
5	Bus Program Cash	39,939	\$847		
6	Promotional Gaming Credits	53,473	\$1,404		
7	Complimentary Cash Gifts	24,593	\$1,340		
8	Entertainment	174	\$9		
9	Retail & Non-Cash Gifts	5,853	\$97		
10	Parking				
11	Other	4,707	\$41	786	\$59
12	Total	820,357	\$7,885	1,380	\$163

Under penalties of perjury, I declare that I have examined this report, and to the best of my knowledge and belief, it is true and complete.

February 19, 2010
DATE


Mary Cheeks

VP of Finance 004960-11
TITLE (LICENSE NUMBER)

TROPICANA CASINO AND RESORT MONTHLY SCHEDULE OF PROMOTIONAL EXPENSES AND ALLOWANCES

FOR THE MONTH ENDED JANUARY 31, 2010

(UNAUDITED)
(\$ IN THOUSANDS)

Line (a)	Description (b)	Promotional Allowances		Promotional Expenses	
		Number of Recipients (c)	Dollar Amount (d)	Number of Recipients (e)	Dollar Amount (f)
1	Rooms	25,461	\$2,617		
2	Food	137,561	1,348	24,172	237
3	Beverage	587,040	680	0	0
4	Travel			285	100
5	Bus Program Cash	133	7		
6	Promotional Gaming Credits	181,971	1,816		
7	Complimentary Cash Gifts	55,290	1,147		
8	Entertainment	13,350	27	475	9
9	Retail & Non-Cash Gifts			22,205	212
10	Parking			29,148	87
11	Other	100,730	138	6,865	69
12	Total	1,101,536	\$7,780	83,150	\$714

There are no complimentary services or items in Line 11 "Other" which exceeds 5% of that column's total

FOR THE MONTH ENDED JANUARY 31, 2009

Line (a)	Description (b)	Promotional Allowances		Promotional Expenses	
		Number of Recipients (c)	Dollar Amount (d)	Number of Recipients (e)	Dollar Amount (f)
1	Rooms	27,910	\$2,817		
2	Food	148,612	1,456	14,763	145
3	Beverage	725,640	854		
4	Travel			478	167
5	Bus Program Cash	47,399	827		
6	Promotional Gaming Credits	123,098	1,717		
7	Complimentary Cash Gifts	48,667	1,278		
8	Entertainment	17,700	35	727	15
9	Retail & Non-Cash Gifts			23,552	230
10	Parking			30,985	93
11	Other	91,190	119	5,675	57
12	Total	1,230,216	\$9,103	76,180	\$707

There are no complimentary services or items in Line 11 "Other" which exceeds 5% of that column's total

Under penalties of perjury, I declare that I have examined this report, and to the best of my knowledge and belief, it is true and complete.

February 19, 2010

DATE



CHRISTINA BROOME

V.P. FINANCE 7571-11

TRUMP MARINA HOTEL CASINO MONTHLY SCHEDULE OF PROMOTIONAL EXPENSES AND ALLOWANCES

FOR THE MONTH ENDED JANUARY 31, 2010

(UNAUDITED)

(\$ IN THOUSANDS)

Line (a)	Description (b)	Promotional Allowances		Promotional Expenses	
		Number of Recipients (c)	Dollar Amount (d)	Number of Recipients (e)	Dollar Amount (f)
1	Rooms	10,024	\$684		
2	Food	27,947	594		
3	Beverage	81,552	347		
4	Travel			244	91
5	Bus Program Cash	2,580	57		
6	Promotional Gaming Credits	47,767	1,080		
7	Complimentary Cash Gifts	25,918	564		
8	Entertainment			57	6
9	Retail & Non-Cash Gifts	5,447	116	14,207	177
10	Parking			33,334	100
11	Other	3,292	17	1,407	32
12	Total	204,527	\$3,459	49,249	\$406

FOR THE MONTH ENDED JANUARY 31, 2009

Line (a)	Description (b)	Promotional Allowances		Promotional Expenses	
		Number of Recipients (c)	Dollar Amount (d)	Number of Recipients (e)	Dollar Amount (f)
1	Rooms	11,642	\$904		
2	Food	33,638	707		
3	Beverage	111,720	475		
4	Travel			537	147
5	Bus Program Cash	4,223	62		
6	Promotional Gaming Credits	58,263	1,567		
7	Complimentary Cash Gifts	33,135	957		
8	Entertainment			142	12
9	Retail & Non-Cash Gifts	6,276	147	11,491	379
10	Parking			41,722	125
11	Other	3,913	19	2,028	185
12	Total	262,810	\$4,838	55,920	\$848

Under penalties of perjury, I declare that I have examined this report, and to the best of my knowledge and belief, it is true and complete.

February 22, 2010

DATE



Daniel McFadden

Vice President of Finance (7167-11)
TITLE (LICENSE NUMBER)

**TRUMP PLAZA HOTEL CASINO
MONTHLY SCHEDULE OF PROMOTIONAL
EXPENSES AND ALLOWANCES**

FOR THE MONTH ENDED JANUARY 31, 2010

(UNAUDITED)
(\$ IN THOUSANDS)

Line (a)	Description (b)	Promotional Allowances		Promotional Expenses	
		Number of Recipients (c)	Dollar Amount (d)	Number of Recipients (e)	Dollar Amount (f)
1	Rooms	13,264	1,039	50	5
2	Food	33,109	515		
3	Beverage	82,730	496		
4	Travel			997	149
5	Bus Program Cash	20,634	520		
6	Promotional Gaming Credits	12,862	612		
7	Complimentary Cash Gifts	25,963	609		
8	Entertainment	365	11	45	2
9	Retail & Non-Cash Gifts	1,942	97	18,536	640
10	Parking			19,023	57
11	Other	862	22	666	49
12	Total	191,731	\$3,921	39,317	\$902

FOR THE MONTH ENDED JANUARY 31, 2009

Line (a)	Description (b)	Promotional Allowances		Promotional Expenses	
		Number of Recipients (c)	Dollar Amount (d)	Number of Recipients (e)	Dollar Amount (f)
1	Rooms	14,541	\$1,132	51	\$5
2	Food	41,246	713		
3	Beverage	89,692	538		
4	Travel			1,149	172
5	Bus Program Cash	18,929	428		
6	Promotional Gaming Credits	16,790	506		
7	Complimentary Cash Gifts	52,544	1,235		
8	Entertainment	181	4	593	24
9	Retail & Non-Cash Gifts	2,922	146	27,974	1,183
10	Parking			20,994	63
11	Other	699	17	790	7
12	Total	237,544	\$4,719	51,551	\$1,454

Under penalties of perjury, I declare that I have examined this report, and to the best of my knowledge and belief, it is true and complete.

February 22, 2010

DATE



Daniel McFadden

Vice President of Finance (7167-11)
TITLE (LICENSE NUMBER)

TRUMP TAJ MAHAL ASSOCIATES, LLC
MONTHLY SCHEDULE OF PROMOTIONAL
EXPENSES AND ALLOWANCES

FOR THE MONTH ENDED JANUARY 31, 2010

(UNAUDITED)
(\$ IN THOUSANDS)

Line (a)	Description (b)	Promotional Allowances		Promotional Expenses	
		Number of Recipients (c)	Dollar Amount (d)	Number of Recipients (e)	Dollar Amount (f)
1	Rooms	35,578	\$2,690		
2	Food	93,733	1,624	3,788	227
3	Beverage	153,203	759		
4	Travel			2,543	475
5	Bus Program Cash	22,135	554		
6	Promotional Gaming Credits	102,174	1,798		
7	Complimentary Cash Gifts	84,524	1,823		
8	Entertainment			40	4
9	Retail & Non-Cash Gifts	8,137	298	19,760	454
10	Parking			49,461	148
11	Other	966	66	4,092	116
12	Total	500,450	\$9,612	79,684	\$1,424

FOR THE MONTH ENDED JANUARY 31, 2009


Line (a)	Description (b)	Promotional Allowances		Promotional Expenses	
		Number of Recipients (c)	Dollar Amount (d)	Number of Recipients (e)	Dollar Amount (f)
1	Rooms	32,603	\$2,595		
2	Food	100,367	1,907	3,692	221 *
3	Beverage	175,035	887		
4	Travel			6,116	882
5	Bus Program Cash	20,995	441		
6	Promotional Gaming Credits	135,996	2,189		
7	Complimentary Cash Gifts	132,637	4,158		
8	Entertainment			2,051	116
9	Retail & Non-Cash Gifts	17,520	441	11,509	666
10	Parking			49,325	148
11	Other	1,847	64	6,368	111 *
12	Total	617,000	\$12,682	79,061	\$2,144

* Amounts indicated with an asterisk have been restated to conform to the current presentation

Under penalties of perjury, I declare that I have examined this report, and to the best of my knowledge and belief, it is true and complete.

February 19, 2010

DATE



James L. Wright

Director of Finance (003507-11)

TITLE (LICENSE NUMBER)