

**ATLANTIC CITY CASINO INDUSTRY
PROMOTIONAL ALLOWANCES AND EXPENSES
For the Month Ended July 2010
(\$ in Thousands)**

| | Monthly | | | Year To Date | | |
|------------------------------|-------------------|------------------|-------------------|-------------------|------------------|-------------------|
| | <u>Allowances</u> | <u>Expenses</u> | <u>Total</u> | <u>Allowances</u> | <u>Expenses</u> | <u>Total</u> |
| AC Hilton | \$ 7,124 | \$ 637 | 7,761 | \$ 34,875 | \$ 3,634 | 38,509 |
| Bally's AC | 14,175 | 617 | 14,792 | 88,061 | 4,155 | 92,216 |
| Borgata | 21,014 | 2,808 | 23,822 | 122,363 | 15,583 | 137,946 |
| Caesars | 11,698 | 1,340 | 13,038 | 75,114 | 9,251 | 84,365 |
| Harrah's Marina Resorts | 15,248 | 1,762 | 17,010 | 94,627 | 9,626 | 104,253 |
| | 6,387 | 920 | 7,307 | 34,240 | 5,338 | 39,578 |
| Showboat | 11,360 | 298 | 11,658 | 69,642 | 1,674 | 71,316 |
| Tropicana | 9,817 | 795 | 10,612 | 59,934 | 4,440 | 64,374 |
| Trump Marina | 4,926 | 563 | 5,489 | 27,402 | 3,526 | 30,928 |
| Trump Plaza | 5,139 | 920 | 6,059 | 32,077 | 6,034 | 38,111 |
| Trump Taj Mahal | 15,715 | 1,952 | 17,667 | 75,902 | 11,929 | 87,831 |
| Industry | \$ 122,603 | \$ 12,612 | \$ 135,215 | \$ 714,237 | \$ 75,190 | \$ 789,427 |
| Incr (Decr) vs. Prior Period | -1.4% | 5.3% | -0.8% | -4.0% | -8.2% | -4.4% |

**ATLANTIC CITY CASINO INDUSTRY
PROMOTIONAL ALLOWANCES AND EXPENSES
For the Month Ended July 2009
(\$ in Thousands)**

| | Monthly | | | Year To Date | | |
|----------------------------|-------------------|------------------|-------------------|-------------------|------------------|-------------------|
| | <u>Allowances</u> | <u>Expenses</u> | <u>Total</u> | <u>Allowances</u> | <u>Expenses</u> | <u>Total</u> |
| AC Hilton | \$ 6,795 | \$ 587 | 7,382 | \$ 47,138 | \$ 2,410 | 49,548 |
| Bally's AC | 13,228 | 493 | 13,721 | 82,436 | 3,622 | 86,058 |
| Borgata | 20,399 | 2,678 | 23,077 | 124,936 | 16,793 | 141,729 |
| Caesars | 13,171 | 1,409 | 14,580 | 72,042 | 12,153 | 84,195 |
| Harrah's Marina Resorts | 17,676 | 1,477 | 19,153 | 91,761 | 7,045 | 98,806 |
| | 6,974 | 959 | 7,933 | 41,101 | 5,803 | 46,904 |
| Showboat | 11,259 | 269 | 11,528 | 69,173 | 1,387 | 70,560 |
| Tropicana | 11,534 | 782 | 12,316 | 65,947 | 5,360 | 71,307 |
| Trump Marina | 4,743 | 733 | 5,476 | 30,912 | 4,558 | 35,470 |
| Trump Plaza | 5,699 | 1,195 | 6,894 | 35,862 | 9,228 | 45,090 |
| Trump Taj Mahal | 12,831 | 1,392 | 14,223 | 82,570 | 13,516 | 96,086 |
| Industry | \$ 124,309 | \$ 11,974 | \$ 136,283 | \$ 743,878 | \$ 81,875 | \$ 825,753 |

RIH ACQUISITIONS NJ, LLC (Atlantic City Hilton)

MONTHLY SCHEDULE OF PROMOTIONAL EXPENSES AND ALLOWANCES

FOR THE MONTH ENDED JULY 31, 2010

(UNAUDITED)

(\$ IN THOUSANDS)

| Line (a) | Description (b) | Promotional Allowances | | Promotional Expenses | |
|-------------|----------------------------|--------------------------------|-------------------------|--------------------------------|-------------------------|
| | | Number of Recipients (c) | Dollar Amount (d) | Number of Recipients (e) | Dollar Amount (f) |
| 1 | Rooms | 35,236 | \$1,162 | | |
| 2 | Food | 72,203 | 1,257 | 2,523 | 38 |
| 3 | Beverage | 204,010 | 530 | 6,145 | 16 |
| 4 | Travel | | | 14,634 | 285 |
| 5 | Bus Program Cash | 17,333 | 402 | | |
| 6 | Promotional Gaming Credits | 85,243 | 3,201 | | |
| 7 | Complimentary Cash Gifts | 6,953 | 308 | | |
| 8 | Entertainment | 8,925 | 223 | 14 | 2 |
| 9 | Retail & Non-Cash Gifts | | | 1,611 | 80 |
| 10 | Parking | | | | |
| 11 | Other | 2,741 | 41 | 5,739 | 216 |
| 12 | Total | 432,644 | \$7,124 | 30,666 | \$637 |

FOR THE MONTH ENDED JULY 31, 2009

| Line (a) | Description (b) | Promotional Allowances | | Promotional Expenses | |
|-------------|----------------------------|--------------------------------|-------------------------|--------------------------------|-------------------------|
| | | Number of Recipients (c) | Dollar Amount (d) | Number of Recipients (e) | Dollar Amount (f) |
| 1 | Rooms | 34,655 | \$1,151 | | |
| 2 | Food | 61,470 | 1,096 | 3,150 | 47 |
| 3 | Beverage | 210,368 | 547 | | |
| 4 | Travel | | | 20,194 | 344 |
| 5 | Bus Program Cash | 1,229 | 31 | | |
| 6 | Promotional Gaming Credits | 64,653 | 2,537 | | |
| 7 | Complimentary Cash Gifts | 5,411 | 1,255 | | |
| 8 | Entertainment | 5,942 | 149 | 54 | 7 |
| 9 | Retail & Non-Cash Gifts | | | 837 | 42 |
| 10 | Parking | | | | |
| 11 | Other | 1,914 | 29 | 974 | 147 |
| 12 | Total | 385,642 | \$6,795 | 25,209 | \$587 |

Under penalties of perjury, I declare that I have examined this report, and to the best of my knowledge and belief, it is true and complete.

August 20, 2010

DATE



Gregory J. Sherbon

Vice President of Finance (008983-11)
TITLE (LICENSE NUMBER)

Bally's Park Place, Inc (Bally's Atlantic City)
MONTHLY SCHEDULE OF PROMOTIONAL
EXPENSES AND ALLOWANCES

FOR THE MONTH ENDED JULY 31, 2010

(UNAUDITED)

(\$ IN THOUSANDS)

| Line (a) | Description (b) | Promotional Allowances | | Promotional Expenses | |
|-------------|----------------------------|--------------------------------|-------------------------|--------------------------------|-------------------------|
| | | Number of Recipients (c) | Dollar Amount (d) | Number of Recipients (e) | Dollar Amount (f) |
| 1 | Rooms | 69,262 | \$2,628 | | |
| 2 | Food | 185,893 | 2,582 | | |
| 3 | Beverage | 956,285 | 1,913 | | |
| 4 | Travel | | | 862 | 267 |
| 5 | Bus Program Cash | 1,211 | 25 | | |
| 6 | Promotional Gaming Credits | 110,719 | 4,763 | | |
| 7 | Complimentary Cash Gifts | 15,698 | 1,756 | | |
| 8 | Entertainment | 3,167 | 112 | | |
| 9 | Retail & Non-Cash Gifts | 9,134 | 292 | | |
| 10 | Parking | | | | |
| 11 | Other | 14,354 | 104 | 2,286 | 350 |
| 12 | Total | 1,365,723 | \$14,175 | 3,148 | \$617 |


FOR THE MONTH ENDED JULY 31, 2009

| Line (a) | Description (b) | Promotional Allowances | | Promotional Expenses | |
|-------------|----------------------------|--------------------------------|-------------------------|--------------------------------|-------------------------|
| | | Number of Recipients (c) | Dollar Amount (d) | Number of Recipients (e) | Dollar Amount (f) |
| 1 | Rooms | 108,040 | \$3,050 | | |
| 2 | Food | 162,457 | 2,557 | | |
| 3 | Beverage | 793,925 | 1,588 | | |
| 4 | Travel | | | 594 | 98 |
| 5 | Bus Program Cash | 722 | 15 | | |
| 6 | Promotional Gaming Credits | 108,215 | 3,181 | | |
| 7 | Complimentary Cash Gifts | 41,019 | 2,444 | | |
| 8 | Entertainment | | | | |
| 9 | Retail & Non-Cash Gifts | 8,160 | 277 | | |
| 10 | Parking | | | | |
| 11 | Other | 1,141 | 116 | 6,263 | 395 |
| 12 | Total | 1,223,679 | \$13,228 | 6,857 | \$493 |

Under penalties of perjury, I declare that I have examined this report, and to the best of my knowledge and belief, it is true and complete.

August 20, 2010

DATE



Alex Figueras

7438-11

Vice President of Finance

BORGATA HOTEL CASINO & SPA MONTHLY SCHEDULE OF PROMOTIONAL EXPENSES AND ALLOWANCES

FOR THE MONTH ENDED JULY 31, 2010

(UNAUDITED)

(\$ IN THOUSANDS)

| Line (a) | Description (b) | Promotional Allowances | | Promotional Expenses | |
|-------------|----------------------------|--------------------------------|-------------------------|--------------------------------|-------------------------|
| | | Number of Recipients (c) | Dollar Amount (d) | Number of Recipients (e) | Dollar Amount (f) |
| 1 | Rooms | 57,307 | \$ 6,851 | | |
| 2 | Food | 167,805 | 3,757 | 91,900 | \$ 919 |
| 3 | Beverage | 692,619 | 2,251 | | |
| 4 | Travel | | | 2,176 | 544 |
| 5 | Bus Program Cash | | | | |
| 6 | Promotional Gaming Credits | 272,077 | 6,802 | | |
| 7 | Complimentary Cash Gifts | 11,181 | 279 | | |
| 8 | Entertainment | 12,977 | 519 | 500 | 50 |
| 9 | Retail & Non-Cash Gifts | 3,932 | 197 | 3,412 | 853 |
| 10 | Parking | | | | |
| 11 | Other | 9,818 | 358 | 116,224 | 442 |
| 12 | Total | 1,227,716 | \$ 21,014 | 214,212 | \$ 2,808 |

Promotional Allowances - Other includes \$295K of Spa comps, and \$63K change in Comp and Slot dollars earned but not redeemed.

FOR THE MONTH ENDED JULY 31, 2009

| Line (a) | Description (b) | Promotional Allowances | | Promotional Expenses | |
|-------------|----------------------------|--------------------------------|-------------------------|--------------------------------|-------------------------|
| | | Number of Recipients (c) | Dollar Amount (d) | Number of Recipients (e) | Dollar Amount (f) |
| 1 | Rooms | 63,637 | \$ 7,756 | | |
| 2 | Food | 166,975 | 3,870 | 85,500 | \$ 855 |
| 3 | Beverage | 684,963 | 2,226 | | |
| 4 | Travel | | | 1,604 | 401 |
| 5 | Bus Program Cash | | | | |
| 6 | Promotional Gaming Credits | 202,189 | 5,055 | | |
| 7 | Complimentary Cash Gifts | 14,749 | 369 | | |
| 8 | Entertainment | 14,891 | 596 | 290 | 29 |
| 9 | Retail & Non-Cash Gifts | 4,399 | 220 | 3,032 | 758 |
| 10 | Parking | | | | |
| 11 | Other | 10,879 | 307 | 124,713 | 635 |
| 12 | Total | 1,162,682 | \$ 20,399 | 215,139 | \$ 2,678 |

Promotional Allowances - Other includes \$326K of Spa comps and (\$20K) change in Comp and Slot dollars earned but not redeemed.

Under penalties of perjury, I declare that I have examined this report, and to the best of my knowledge and belief, it is true and complete.

August 20, 2010
DATE



HUGH TURNER

Vice President of Finance 7833-11
TITLE (LICENSE NUMBER)

BOARDWALK REGENCY CORPORATION MONTHLY SCHEDULE OF PROMOTIONAL EXPENSES AND ALLOWANCES

FOR THE MONTH ENDED JULY 31, 2010

(UNAUDITED)
(\$ IN THOUSANDS)

| Line (a) | Description (b) | Promotional Allowances | | Promotional Expenses | |
|-------------|----------------------------|--------------------------------|-------------------------|--------------------------------|-------------------------|
| | | Number of Recipients (c) | Dollar Amount (d) | Number of Recipients (e) | Dollar Amount (f) |
| 1 | Rooms | 46,302 | \$1,868 | | |
| 2 | Food | 60,897 | 1,766 | | |
| 3 | Beverage | 558,249 | 1,141 | | |
| 4 | Travel | | | 1,123 | 442 |
| 5 | Bus Program Cash | | | | |
| 6 | Promotional Gaming Credits | 50,505 | 3,930 | | |
| 7 | Complimentary Cash Gifts | 33,251 | 2,575 | | |
| 8 | Entertainment | 2,631 | 145 | 735 | 124 |
| 9 | Retail & Non-Cash Gifts | 8,247 | 167 | | |
| 10 | Parking | | | | |
| 11 | Other | 9,523 | 106 | 35,014 | 774 |
| 12 | Total | 769,605 | \$11,698 | 36,872 | \$1,340 |

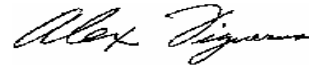
FOR THE MONTH ENDED JULY 31, 2009

| Line (a) | Description (b) | Promotional Allowances | | Promotional Expenses | |
|-------------|----------------------------|--------------------------------|-------------------------|--------------------------------|-------------------------|
| | | Number of Recipients (c) | Dollar Amount (d) | Number of Recipients (e) | Dollar Amount (f) |
| 1 | Rooms | 54,886 | \$2,197 | | |
| 2 | Food | 65,434 | 2,164 | | |
| 3 | Beverage | 681,702 | 1,364 | | |
| 4 | Travel | | | 657 | 286 |
| 5 | Bus Program Cash | | | | |
| 6 | Promotional Gaming Credits | 67,535 | 3,242 | | |
| 7 | Complimentary Cash Gifts | 42,279 | 3,693 | | |
| 8 | Entertainment | 1,302 | 223 | 6,143 | 54 |
| 9 | Retail & Non-Cash Gifts | 7,996 | 160 | 5,578 | 304 |
| 10 | Parking | | | | |
| 11 | Other | 680 | 128 | 43,742 | 765 |
| 12 | Total | 921,814 | \$13,171 | 56,120 | \$1,409 |

Under penalties of perjury, I declare that I have examined this report, and to the best of my knowledge and belief, it is true and complete.

AUGUST 20, 2010

DATE



Alex Figueras

Vice President of Finance 007438-11
TITLE (LICENSE NUMBER)

HARRAH'S CASINO HOTEL, ATLANTIC CITY MONTHLY SCHEDULE OF PROMOTIONAL EXPENSES AND ALLOWANCES

FOR THE MONTH ENDED JULY 31, 2010

(UNAUDITED)

(\$ IN THOUSANDS)

| Line (a) | Description (b) | Promotional Allowances | | Promotional Expenses | |
|-------------|----------------------------|--------------------------------|-------------------------|--------------------------------|-------------------------|
| | | Number of Recipients (c) | Dollar Amount (d) | Number of Recipients (e) | Dollar Amount (f) |
| 1 | Rooms | 53,338 | \$4,649 | | |
| 2 | Food | 142,824 | 2,945 | | |
| 3 | Beverage | 224,758 | 1,686 | | |
| 4 | Travel | | | 5,560 | 1,762 |
| 5 | Bus Program Cash | 1,095 | 12 | | |
| 6 | Promotional Gaming Credits | 115,191 | 4,304 | | |
| 7 | Complimentary Cash Gifts | 11,694 | 934 | | |
| 8 | Entertainment | 8,867 | 337 | | |
| 9 | Retail & Non-Cash Gifts | 13,781 | 276 | | |
| 10 | Parking | | | | |
| 11 | Other | 13,007 | 105 | | |
| 12 | Total | 584,555 | \$15,248 | 5,560 | \$1,762 |

FOR THE MONTH ENDED JULY 31, 2009

| Line (a) | Description (b) | Promotional Allowances | | Promotional Expenses | |
|-------------|----------------------------|--------------------------------|-------------------------|--------------------------------|-------------------------|
| | | Number of Recipients (c) | Dollar Amount (d) | Number of Recipients (e) | Dollar Amount (f) |
| 1 | Rooms | 60,025 | \$4,996 | | |
| 2 | Food | 164,041 | 3,365 | | |
| 3 | Beverage | 209,327 | 1,570 | | |
| 4 | Travel | | | 4,997 | 1,477 |
| 5 | Bus Program Cash | 918 | 7 | | |
| 6 | Promotional Gaming Credits | 101,475 | 4,506 | | |
| 7 | Complimentary Cash Gifts | 52,169 | 2,342 | | |
| 8 | Entertainment | 12,471 | 491 | | |
| 9 | Retail & Non-Cash Gifts | 14,712 | 295 | | |
| 10 | Parking | | | | |
| 11 | Other | 13,685 | 104 | | |
| 12 | Total | 628,823 | \$17,676 | 4,997 | \$1,477 |

Under penalties of perjury, I declare that I have examined this report, and to the best of my knowledge and belief, it is true and complete.

August 20, 2010

DATE

Maureen Adams

Maureen Adams

VP of Finance (0086701-11)

TITLE (LICENSE NUMBER)

RESORTS INTERNATIONAL HOTEL, INC. MONTHLY SCHEDULE OF PROMOTIONAL EXPENSES AND ALLOWANCES

FOR THE MONTH ENDED JULY 31, 2010

(UNAUDITED)
(\$ IN THOUSANDS)

| Line (a) | Description (b) | Promotional Allowances | | Promotional Expenses | |
|-------------|----------------------------|--------------------------------|-------------------------|--------------------------------|-------------------------|
| | | Number of Recipients (c) | Dollar Amount (d) | Number of Recipients (e) | Dollar Amount (f) |
| 1 | Rooms | 23,555 | \$1,446 | | |
| 2 | Food | 54,394 | 821 | 6,937 | \$ 243 |
| 3 | Beverage | 81,056 | 527 | | |
| 4 | Travel | | | 2,559 | 134 |
| 5 | Bus Program Cash | 337 | 33 | | |
| 6 | Promotional Gaming Credits | 71,537 | 2,504 | | |
| 7 | Complimentary Cash Gifts | 57,659 | 1,033 | | |
| 8 | Entertainment | 229 | 13 | 35 | 4 |
| 9 | Retail & Non-Cash Gifts | | | 3,423 | 394 |
| 10 | Parking | | | | |
| 11 | Other | 718 | 10 | 5,802 | 145 |
| 12 | Total | 289,485 | \$6,387 | 18,756 | \$920 |

FOR THE MONTH ENDED JULY 31, 2009

| Line (a) | Description (b) | Promotional Allowances | | Promotional Expenses | |
|-------------|----------------------------|--------------------------------|-------------------------|--------------------------------|-------------------------|
| | | Number of Recipients (c) | Dollar Amount (d) | Number of Recipients (e) | Dollar Amount (f) |
| 1 | Rooms | 23,510 | \$1,376 | | |
| 2 | Food | 97,772 | 785 | 6,851 | 240 |
| 3 | Beverage | 91,023 | 592 | | |
| 4 | Travel | | | 2,101 | 94 |
| 5 | Bus Program Cash | 11,065 | 335 | | |
| 6 | Promotional Gaming Credits | 91,804 | 3,162 | | |
| 7 | Complimentary Cash Gifts | 33,767 | 683 | | |
| 8 | Entertainment | 198 | 32 | 17 | 2 |
| 9 | Retail & Non-Cash Gifts | | | 3,915 | 450 |
| 10 | Parking | | | | |
| 11 | Other | 634 | 9 | 6,918 | 173 |
| 12 | Total | 349,773 | \$6,974 | 19,802 | \$959 |

Under penalties of perjury, I declare that I have examined this report, and to the best of my knowledge and belief, it is true and complete.

August 23, 2010

DATE



Lawrence J, McCabe

Director of Finance 003392-11

TITLE (LICENSE NUMBER)

ATLANTIC CITY SHOWBOAT MONTHLY SCHEDULE OF PROMOTIONAL EXPENSES AND ALLOWANCES

FOR THE MONTH ENDED JULY 31, 2010

(UNAUDITED)
(\$ IN THOUSANDS)


| Line (a) | Description (b) | Promotional Allowances | | Promotional Expenses | |
|-------------|----------------------------|--------------------------------|-------------------------|--------------------------------|-------------------------|
| | | Number of Recipients (c) | Dollar Amount (d) | Number of Recipients (e) | Dollar Amount (f) |
| 1 | Rooms | 27,475 | \$2,108 | | |
| 2 | Food | 128,489 | 1,720 | | |
| 3 | Beverage | 821,827 | 1,256 | | |
| 4 | Travel | | | 445 | 78 |
| 5 | Bus Program Cash | 2,838 | 116 | | |
| 6 | Promotional Gaming Credits | 160,912 | 5,116 | | |
| 7 | Complimentary Cash Gifts | 8,639 | 746 | | |
| 8 | Entertainment | 2,792 | 130 | | |
| 9 | Retail & Non-Cash Gifts | 7,218 | 108 | | |
| 10 | Parking | | | | |
| 11 | Other | 6,857 | 60 | 2,931 | 220 |
| 12 | Total | 1,167,047 | \$11,360 | 3,376 | \$298 |

FOR THE MONTH ENDED JULY 31, 2009

| Line (a) | Description (b) | Promotional Allowances | | Promotional Expenses | |
|-------------|----------------------------|--------------------------------|-------------------------|--------------------------------|-------------------------|
| | | Number of Recipients (c) | Dollar Amount (d) | Number of Recipients (e) | Dollar Amount (f) |
| 1 | Rooms | 30,741 | \$2,358 | | |
| 2 | Food | 142,684 | 1,911 | | |
| 3 | Beverage | 783,531 | 1,182 | | |
| 4 | Travel | | | 608 | 106 |
| 5 | Bus Program Cash | 13,375 | 377 | | |
| 6 | Promotional Gaming Credits | 138,233 | 3,571 | | |
| 7 | Complimentary Cash Gifts | 31,856 | 1,538 | | |
| 8 | Entertainment | 1,381 | 64 | | |
| 9 | Retail & Non-Cash Gifts | 8,451 | 127 | | |
| 10 | Parking | | | | |
| 11 | Other | 14,973 | 131 | 2,178 | 163 |
| 12 | Total | 1,165,225 | \$11,259 | 2,786 | \$269 |

Under penalties of perjury, I declare that I have examined this report, and to the best of my knowledge and belief, it is true and complete.

August 20, 2010
DATE


Maureen Adams

VP of Finance (0086701-11)
TITLE (LICENSE NUMBER)

TROPICANA CASINO AND RESORT MONTHLY SCHEDULE OF PROMOTIONAL EXPENSES AND ALLOWANCES

FOR THE MONTH ENDED JULY 31, 2010

(UNAUDITED)
(\$ IN THOUSANDS)

| Line (a) | Description (b) | Promotional Allowances | | Promotional Expenses | |
|-------------|----------------------------|--------------------------------|-------------------------|--------------------------------|-------------------------|
| | | Number of Recipients (c) | Dollar Amount (d) | Number of Recipients (e) | Dollar Amount (f) |
| 1 | Rooms | 31,289 | \$3,137 | | |
| 2 | Food | 234,875 | 1,599 | 34,995 | 243 |
| 3 | Beverage | 734,193 | 870 | | |
| 4 | Travel | | | 514 | 154 |
| 5 | Bus Program Cash | 150 | 13 | | |
| 6 | Promotional Gaming Credits | 272,347 | 2,979 | | |
| 7 | Complimentary Cash Gifts | 49,603 | 1,046 | | |
| 8 | Entertainment | 1,893 | 16 | 684 | 53 |
| 9 | Retail & Non-Cash Gifts | | | 14,277 | 133 |
| 10 | Parking | | | 34,497 | 103 |
| 11 | Other | 28,125 | 157 | 10,928 | 109 |
| 12 | Total | 1,352,475 | \$9,817 | 95,895 | \$795 |

There are no complimentary services or items in Line 11 "Other" which exceeds 5% of that column's total

FOR THE MONTH ENDED JULY 31, 2009

| Line (a) | Description (b) | Promotional Allowances | | Promotional Expenses | |
|-------------|----------------------------|--------------------------------|-------------------------|--------------------------------|-------------------------|
| | | Number of Recipients (c) | Dollar Amount (d) | Number of Recipients (e) | Dollar Amount (f) |
| 1 | Rooms | 33,722 | \$3,291 | | |
| 2 | Food | 202,561 | 1,985 | 24,425 | 239 |
| 3 | Beverage | 856,280 | 1,050 | | |
| 4 | Travel | | | 497 | 174 |
| 5 | Bus Program Cash | 66,158 | 721 | | |
| 6 | Promotional Gaming Credits | 267,832 | 3,190 | | |
| 7 | Complimentary Cash Gifts | 43,623 | 1,072 | | |
| 8 | Entertainment | 38,950 | 78 | 480 | 10 |
| 9 | Retail & Non-Cash Gifts | | | 20,256 | 191 |
| 10 | Parking | | | 36,273 | 109 |
| 11 | Other | 113,930 | 147 | 5,938 | 59 |
| 12 | Total | 1,623,056 | \$11,534 | 87,869 | \$782 |

There are no complimentary services or items in Line 11 "Other" which exceeds 5% of that column's total

Under penalties of perjury, I declare that I have examined this report, and to the best of my knowledge and belief, it is true and complete.

August 20, 2010

DATE



CHRISTINA BROOME

V.P. FINANCE 7571-11

TRUMP MARINA HOTEL CASINO MONTHLY SCHEDULE OF PROMOTIONAL EXPENSES AND ALLOWANCES

FOR THE MONTH ENDED JULY 31, 2010

(UNAUDITED)

(\$ IN THOUSANDS)

| Line (a) | Description (b) | Promotional Allowances | | Promotional Expenses | |
|-------------|----------------------------|--------------------------------|-------------------------|--------------------------------|-------------------------|
| | | Number of Recipients (c) | Dollar Amount (d) | Number of Recipients (e) | Dollar Amount (f) |
| 1 | Rooms | 13,805 | \$998 | | |
| 2 | Food | 45,785 | 859 | | |
| 3 | Beverage | 124,965 | 531 | | |
| 4 | Travel | | | 504 | 147 |
| 5 | Bus Program Cash | 2,181 | 52 | | |
| 6 | Promotional Gaming Credits | 70,644 | 1,568 | | |
| 7 | Complimentary Cash Gifts | 28,079 | 693 | | |
| 8 | Entertainment | 1,772 | 40 | 187 | 25 |
| 9 | Retail & Non-Cash Gifts | 6,917 | 165 | 12,082 | 233 |
| 10 | Parking | | | 45,851 | 138 |
| 11 | Other | 4,771 | 20 | 1,334 | 20 |
| 12 | Total | 298,919 | \$4,926 | 59,958 | \$563 |

FOR THE MONTH ENDED JULY 31, 2009

| Line (a) | Description (b) | Promotional Allowances | | Promotional Expenses | |
|-------------|----------------------------|--------------------------------|-------------------------|--------------------------------|-------------------------|
| | | Number of Recipients (c) | Dollar Amount (d) | Number of Recipients (e) | Dollar Amount (f) |
| 1 | Rooms | 13,447 | \$961 | | |
| 2 | Food | 45,338 | 801 | | |
| 3 | Beverage | 106,698 | 453 | | |
| 4 | Travel | | | 482 | 160 |
| 5 | Bus Program Cash | 3,783 | 76 | | |
| 6 | Promotional Gaming Credits | 48,029 | 1,439 | | |
| 7 | Complimentary Cash Gifts | 45,966 | 827 | | |
| 8 | Entertainment | 1,439 | 29 | 13 | 1 |
| 9 | Retail & Non-Cash Gifts | 5,838 | 137 | 17,622 | 395 |
| 10 | Parking | | | 51,137 | 153 |
| 11 | Other | 3,632 | 20 | 1,411 | 24 |
| 12 | Total | 274,170 | \$4,743 | 70,665 | \$733 |

Under penalties of perjury, I declare that I have examined this report, and to the best of my knowledge and belief, it is true and complete.

August 19, 2010

DATE



Daniel McFadden

Vice President of Finance (7167-11)
TITLE (LICENSE NUMBER)

TRUMP PLAZA HOTEL CASINO MONTHLY SCHEDULE OF PROMOTIONAL EXPENSES AND ALLOWANCES

FOR THE MONTH ENDED JULY 31, 2010

(UNAUDITED)
(\$ IN THOUSANDS)

| Line (a) | Description (b) | Promotional Allowances | | Promotional Expenses | |
|-------------|----------------------------|--------------------------------|-------------------------|--------------------------------|-------------------------|
| | | Number of Recipients (c) | Dollar Amount (d) | Number of Recipients (e) | Dollar Amount (f) |
| 1 | Rooms | 14,756 | 1,183 | 208 | 21 |
| 2 | Food | 51,691 | 772 | | |
| 3 | Beverage | 95,623 | 574 | | |
| 4 | Travel | | | 1,056 | 158 |
| 5 | Bus Program Cash | 391 | 27 | | |
| 6 | Promotional Gaming Credits | 81,034 | 1,655 | | |
| 7 | Complimentary Cash Gifts | 27,358 | 615 | | |
| 8 | Entertainment | 7,942 | 176 | 868 | 35 |
| 9 | Retail & Non-Cash Gifts | 2,300 | 115 | 16,342 | 585 |
| 10 | Parking | | | 21,137 | 63 |
| 11 | Other | 877 | 22 | 846 | 58 |
| 12 | Total | 281,972 | \$5,139 | 40,457 | \$920 |

FOR THE MONTH ENDED JULY 31, 2009

| Line (a) | Description (b) | Promotional Allowances | | Promotional Expenses | |
|-------------|----------------------------|--------------------------------|-------------------------|--------------------------------|-------------------------|
| | | Number of Recipients (c) | Dollar Amount (d) | Number of Recipients (e) | Dollar Amount (f) |
| 1 | Rooms | 19,333 | \$1,415 | | |
| 2 | Food | 52,318 | 772 | | |
| 3 | Beverage | 108,332 | 650 | | |
| 4 | Travel | | | 1,366 | 205 |
| 5 | Bus Program Cash | 32,573 | 809 | | |
| 6 | Promotional Gaming Credits | 20,075 | 781 | | |
| 7 | Complimentary Cash Gifts | 45,776 | 903 | | |
| 8 | Entertainment | 10,302 | 228 | | |
| 9 | Retail & Non-Cash Gifts | 2,286 | 114 | 26,524 | 846 |
| 10 | Parking | | | 24,480 | 73 |
| 11 | Other | 1,071 | 27 | 731 | 71 |
| 12 | Total | 292,066 | \$5,699 | 53,101 | \$1,195 |

Under penalties of perjury, I declare that I have examined this report, and to the best of my knowledge and belief, it is true and complete.

August 19, 2010

DATE



Daniel McFadden

Vice President of Finance (7167-11)
TITLE (LICENSE NUMBER)

TRUMP TAJ MAHAL ASSOCIATES, LLC
MONTHLY SCHEDULE OF PROMOTIONAL
EXPENSES AND ALLOWANCES

FOR THE MONTH ENDED JULY 31, 2010

(UNAUDITED)
(\$ IN THOUSANDS)

| Line (a) | Description (b) | Promotional Allowances | | Promotional Expenses | |
|-------------|----------------------------|--------------------------------|-------------------------|--------------------------------|-------------------------|
| | | Number of Recipients (c) | Dollar Amount (d) | Number of Recipients (e) | Dollar Amount (f) |
| 1 | Rooms | 60,809 | \$3,121 | | |
| 2 | Food | 135,532 | 2,243 | 5,007 | 286 |
| 3 | Beverage | 195,216 | 979 | | |
| 4 | Travel | | | 3,124 | 660 |
| 5 | Bus Program Cash | 2,122 | 51 | | |
| 6 | Promotional Gaming Credits | 150,754 | 3,589 | | |
| 7 | Complimentary Cash Gifts | 148,238 | 4,500 | | |
| 8 | Entertainment | 15,741 | 659 | 262 | 66 |
| 9 | Retail & Non-Cash Gifts | 9,858 | 482 | 34,094 | 569 |
| 10 | Parking | | | 50,707 | 152 |
| 11 | Other | 1,119 | 91 | 4,612 | 219 |
| 12 | Total | 719,389 | \$15,715 | 97,806 | \$1,952 |

FOR THE MONTH ENDED JULY 31, 2009


| Line (a) | Description (b) | Promotional Allowances | | Promotional Expenses | |
|-------------|----------------------------|--------------------------------|-------------------------|--------------------------------|-------------------------|
| | | Number of Recipients (c) | Dollar Amount (d) | Number of Recipients (e) | Dollar Amount (f) |
| 1 | Rooms | 44,593 | \$3,106 | | |
| 2 | Food | 132,335 | 2,058 | 4,539 | 236 * |
| 3 | Beverage | 164,241 | 811 | | |
| 4 | Travel | | | 2,713 | 583 |
| 5 | Bus Program Cash | 33,444 | 825 | | |
| 6 | Promotional Gaming Credits | 86,391 | 1,292 | | |
| 7 | Complimentary Cash Gifts | 136,354 | 3,917 | | |
| 8 | Entertainment | 10,003 | 300 | 76 | 18 |
| 9 | Retail & Non-Cash Gifts | 9,362 | 341 | 12,679 | 487 |
| 10 | Parking | | | 54,209 | 163 |
| 11 | Other | 819 | 181 | 4,538 | (95) * |
| 12 | Total | 617,542 | \$12,831 | 78,754 | \$1,392 |

* Amounts indicated with an asterisk have been restated to conform to the current presentation

Under penalties of perjury, I declare that I have examined this report, and to the best of my knowledge and belief, it is true and complete.

August 20, 2010

DATE



James L. Wright

Director of Finance (003507-11)

TITLE (LICENSE NUMBER)