

**ATLANTIC CITY CASINO INDUSTRY
PROMOTIONAL ALLOWANCES AND EXPENSES
For the Month Ended November 2010
(\$ in Thousands)**

	Monthly			Year To Date		
	<u>Allowances</u>	<u>Expenses</u>	<u>Total</u>	<u>Allowances</u>	<u>Expenses</u>	<u>Total</u>
AC Hilton	\$ 3,435	\$ 462	3,897	\$ 54,931	\$ 5,804	60,735
Bally's AC	10,327	897	11,224	134,552	7,162	141,714
Borgata	16,728	2,101	18,829	194,658	24,685	219,343
Caesars	9,378	1,715	11,093	119,459	15,068	134,527
Harrah's Marina Resorts	11,558	1,122	12,680	147,926	15,519	163,445
	3,688	631	4,319	52,962	8,478	61,440
Showboat	8,532	241	8,773	108,005	2,679	110,684
Tropicana	9,522	739	10,261	98,799	7,542	106,341
Trump Marina	4,405	757	5,162	45,690	5,921	51,611
Trump Plaza	4,232	781	5,013	51,487	9,731	61,218
Trump Taj Mahal	11,694	1,812	13,506	128,379	19,402	147,781
Industry	\$ 93,499	\$ 11,258	\$ 104,757	\$ 1,136,848	\$ 121,991	\$ 1,258,839
Incr (Decr) vs. Prior Period	-9.0%	-7.8%	-8.9%	-4.9%	-8.6%	-5.3%

**ATLANTIC CITY CASINO INDUSTRY
PROMOTIONAL ALLOWANCES AND EXPENSES
For the Month Ended November 2009
(\$ in Thousands)**

	Monthly			Year To Date		
	<u>Allowances</u>	<u>Expenses</u>	<u>Total</u>	<u>Allowances</u>	<u>Expenses</u>	<u>Total</u>
AC Hilton	\$ 4,372	\$ 475	4,847	\$ 67,868	\$ 4,390	72,258
Bally's AC	11,810	497	12,307	134,489	5,619	140,108
Borgata	17,157	2,335	19,492	199,076	26,443	225,519
Caesars	11,131	2,265	13,396	123,727	22,832	146,559
Harrah's Marina Resorts	16,301	1,028	17,329	154,836	12,120	166,956
	4,778	1,010	5,788	64,912	9,412	74,324
Showboat	11,175	196	11,371	116,243	2,350	118,593
Tropicana	8,665	814	9,479	105,192	8,544	113,736
Trump Marina	3,422	654	4,076	46,657	7,179	53,836
Trump Plaza	4,181	1,150	5,331	55,455	13,609	69,064
Trump Taj Mahal	9,750	1,792	11,542	126,855	20,994	147,849
Industry	\$ 102,742	\$ 12,216	\$ 114,958	\$ 1,195,310	\$ 133,492	\$ 1,328,802

RIH ACQUISITIONS NJ, LLC (Atlantic City Hilton)

MONTHLY SCHEDULE OF PROMOTIONAL EXPENSES AND ALLOWANCES

FOR THE MONTH ENDED NOVEMBER 30, 2010

(UNAUDITED)

(\$ IN THOUSANDS)

Line (a)	Description (b)	Promotional Allowances		Promotional Expenses	
		Number of Recipients (c)	Dollar Amount (d)	Number of Recipients (e)	Dollar Amount (f)
1	Rooms	15,217	\$465		\$0
2	Food	41,350	666	1,629	25
3	Beverage	137,942	359	3,017	7
4	Travel			9,256	185
5	Bus Program Cash	12,321	303		
6	Promotional Gaming Credits	19,060	1,602		
7	Complimentary Cash Gifts	41	11		
8	Entertainment	536	13	14	2
9	Retail & Non-Cash Gifts			626	31
10	Parking				
11	Other	1,038	16	6,681	212
12	Total	227,505	\$3,435	21,223	\$462

FOR THE MONTH ENDED NOVEMBER 30, 2009

Line (a)	Description (b)	Promotional Allowances		Promotional Expenses	
		Number of Recipients (c)	Dollar Amount (d)	Number of Recipients (e)	Dollar Amount (f)
1	Rooms	19,153	\$752		
2	Food	45,437	783	1,771	26
3	Beverage	163,273	425	4,873	12
4	Travel			11,138	207
5	Bus Program Cash	21,284	543		
6	Promotional Gaming Credits	21,507	1,494		
7	Complimentary Cash Gifts	1,291	288		
8	Entertainment	2,513	63	42	6
9	Retail & Non-Cash Gifts			707	36
10	Parking				
11	Other	1,586	24	1,253	188
12	Total	276,044	\$4,372	19,784	\$475

Under penalties of perjury, I declare that I have examined this report, and to the best of my knowledge and belief, it is true and complete.

December 20, 2010

DATE



Gregory J. Sherbon

Vice President of Finance (008983-11)
TITLE (LICENSE NUMBER)

Bally's Park Place, Inc (Bally's Atlantic City)
MONTHLY SCHEDULE OF PROMOTIONAL
EXPENSES AND ALLOWANCES

FOR THE MONTH ENDED NOVEMBER 30, 2010

(UNAUDITED)

(\$ IN THOUSANDS)

Line (a)	Description (b)	Promotional Allowances		Promotional Expenses	
		Number of Recipients (c)	Dollar Amount (d)	Number of Recipients (e)	Dollar Amount (f)
1	Rooms	60,802	\$2,308		
2	Food	110,099	1,743		
3	Beverage	584,455	1,169		
4	Travel			989	222
5	Bus Program Cash	884	18		
6	Promotional Gaming Credits	90,382	3,832		
7	Complimentary Cash Gifts	7,415	908		
8	Entertainment				
9	Retail & Non-Cash Gifts	8,429	271		
10	Parking				
11	Other	12,039	78	2,884	675
12	Total	874,505	\$10,327	3,873	\$897


FOR THE MONTH ENDED NOVEMBER 30, 2009

Line (a)	Description (b)	Promotional Allowances		Promotional Expenses	
		Number of Recipients (c)	Dollar Amount (d)	Number of Recipients (e)	Dollar Amount (f)
1	Rooms	93,306	\$2,486		
2	Food	140,976	2,201		
3	Beverage	643,517	1,287		
4	Travel			1,038	185
5	Bus Program Cash	1,240	25		
6	Promotional Gaming Credits	104,464	3,343		
7	Complimentary Cash Gifts	26,200	2,045		
8	Entertainment	7,140	36		
9	Retail & Non-Cash Gifts	8,398	293		
10	Parking				
11	Other	14,572	94	6,443	312
12	Total	1,039,813	\$11,810	7,481	\$497

Under penalties of perjury, I declare that I have examined this report, and to the best of my knowledge and belief, it is true and complete.

December 20, 2010

DATE



Alex Figueras

7438-11

Vice President of Finance

**BORGATA HOTEL CASINO & SPA
MONTHLY SCHEDULE OF PROMOTIONAL
EXPENSES AND ALLOWANCES**

FOR THE MONTH ENDED NOVEMBER 30, 2010

(UNAUDITED)
(\$ IN THOUSANDS)

Line (a)	Description (b)	Promotional Allowances		Promotional Expenses	
		Number of Recipients (c)	Dollar Amount (d)	Number of Recipients (e)	Dollar Amount (f)
1	Rooms	46,262	\$ 5,543		
2	Food	115,061	2,720	70,200	\$ 702
3	Beverage	541,226	1,759		
4	Travel			1,788	447
5	Bus Program Cash				
6	Promotional Gaming Credits	206,073	5,152		
7	Complimentary Cash Gifts	36,991	925		
8	Entertainment	10,013	400	370	37
9	Retail & Non-Cash Gifts	3,246	162	2,836	709
10	Parking				
11	Other	6,922	67	89,057	206
12	Total	965,794	\$ 16,728	164,251	\$ 2,101

*Promotional Allowances - Other includes \$208K of Spa comps and \$(141K) change in Comp and Slot dollars earned but not redeemed.

FOR THE MONTH ENDED NOVEMBER 30, 2009

Line (a)	Description (b)	Promotional Allowances		Promotional Expenses	
		Number of Recipients (c)	Dollar Amount (d)	Number of Recipients (e)	Dollar Amount (f)
1	Rooms	49,713	\$ 5,884		
2	Food	127,225	2,967	71,700	\$ 717
3	Beverage	562,808	1,829		
4	Travel			1,288	322
5	Bus Program Cash				
6	Promotional Gaming Credits	217,190	5,430		
7	Complimentary Cash Gifts	7,210	180		
8	Entertainment	15,336	614	1,780	178
9	Retail & Non-Cash Gifts	4,064	203	2,628	657
10	Parking				
11	Other	8,584	50	93,237	461
12	Total	992,130	\$ 17,157	170,633	\$ 2,335

*Promotional Allowances - Other includes \$258K of Spa comps and (\$227K) change in Comp and Slot dollars earned but not redeemed.

Under penalties of perjury, I declare that I have examined this report, and to the best of my knowledge and belief, it is true and complete.

December 20, 2010
DATE



HUGH TURNER

Vice President of Finance 7833-11
TITLE (LICENSE NUMBER)

**BOARDWALK REGENCY CORPORATION
MONTHLY SCHEDULE OF PROMOTIONAL
EXPENSES AND ALLOWANCES**

FOR THE MONTH ENDED NOVEMBER 30, 2010

(UNAUDITED)
(\$ IN THOUSANDS)

Line (a)	Description (b)	Promotional Allowances		Promotional Expenses	
		Number of Recipients (c)	Dollar Amount (d)	Number of Recipients (e)	Dollar Amount (f)
1	Rooms	42,324	\$1,739		
2	Food	36,629	1,489		
3	Beverage	431,148	862		
4	Travel			1,561	522
5	Bus Program Cash				
6	Promotional Gaming Credits	40,848	2,948		
7	Complimentary Cash Gifts	18,117	1,934		
8	Entertainment	1,865	105	2,196	522
9	Retail & Non-Cash Gifts	9,852	197		
10	Parking				
11	Other	9,881	104	23,302	671
12	Total	590,664	\$9,378	27,059	\$1,715


FOR THE MONTH ENDED NOVEMBER 30, 2009

Line (a)	Description (b)	Promotional Allowances		Promotional Expenses	
		Number of Recipients (c)	Dollar Amount (d)	Number of Recipients (e)	Dollar Amount (f)
1	Rooms	49,634	\$1,965		
2	Food	54,868	1,809		
3	Beverage	490,921	982		
4	Travel			1,074	466
5	Bus Program Cash				
6	Promotional Gaming Credits	53,387	2,663		
7	Complimentary Cash Gifts	45,049	3,140		
8	Entertainment	3,244	207	670	72
9	Retail & Non-Cash Gifts	11,662	233	7,036	889
10	Parking				
11	Other	11,650	132	47,071	838
12	Total	720,415	\$11,131	55,851	\$2,265

Under penalties of perjury, I declare that I have examined this report, and to the best of my knowledge and belief, it is true and complete.

DECEMBER 20, 2010

DATE



Alex Figueras

Vice President of Finance 007438-11
TITLE (LICENSE NUMBER)

HARRAH'S CASINO HOTEL, ATLANTIC CITY MONTHLY SCHEDULE OF PROMOTIONAL EXPENSES AND ALLOWANCES

FOR THE MONTH ENDED NOVEMBER 30, 2010

(UNAUDITED)

(\$ IN THOUSANDS)

Line (a)	Description (b)	Promotional Allowances		Promotional Expenses	
		Number of Recipients (c)	Dollar Amount (d)	Number of Recipients (e)	Dollar Amount (f)
1	Rooms	42,921	\$3,460		
2	Food	104,049	2,146		
3	Beverage	185,074	1,388		
4	Travel			4,560	1,122
5	Bus Program Cash	980	7		
6	Promotional Gaming Credits	107,631	3,595		
7	Complimentary Cash Gifts	2,842	466		
8	Entertainment	2,882	107		
9	Retail & Non-Cash Gifts	14,192	284		
10	Parking				
11	Other	14,762	105		
12	Total	475,333	\$11,558	4,560	\$1,122

FOR THE MONTH ENDED NOVEMBER 30, 2009

Line (a)	Description (b)	Promotional Allowances		Promotional Expenses	
		Number of Recipients (c)	Dollar Amount (d)	Number of Recipients (e)	Dollar Amount (f)
1	Rooms	49,981	\$4,046		
2	Food	125,351	2,577		
3	Beverage	196,239	1,472		
4	Travel			4,018	1,028
5	Bus Program Cash	742	11		
6	Promotional Gaming Credits	112,850	4,865		
7	Complimentary Cash Gifts	58,047	2,621		
8	Entertainment	1,577	197		
9	Retail & Non-Cash Gifts	19,996	400		
10	Parking				
11	Other	14,718	112		
12	Total	579,501	\$16,301	4,018	\$1,028

Under penalties of perjury, I declare that I have examined this report, and to the best of my knowledge and belief, it is true and complete.

December 20, 2010

DATE



Scott Noey

Financial Controller 009094-11

TITLE (LICENSE NUMBER)

**RESORTS INTERNATIONAL HOTEL, INC.
MONTHLY SCHEDULE OF PROMOTIONAL
EXPENSES AND ALLOWANCES**

FOR THE MONTH ENDED NOVEMBER 30, 2010

(UNAUDITED)
(\$ IN THOUSANDS)

Line (a)	Description (b)	Promotional Allowances		Promotional Expenses	
		Number of Recipients (c)	Dollar Amount (d)	Number of Recipients (e)	Dollar Amount (f)
1	Rooms	12,998	\$803		
2	Food	32,579	494	4,890	171
3	Beverage	58,428	380		
4	Travel			1,766	108
5	Bus Program Cash	7	1		
6	Promotional Gaming Credits	39,368	1,444		
7	Complimentary Cash Gifts	33,035	487		
8	Entertainment	1,067	72	412	52
9	Retail & Non-Cash Gifts			1,784	205
10	Parking				
11	Other	479	7	3,819	95
12	Total	177,961	\$3,688	12,671	\$631

FOR THE MONTH ENDED NOVEMBER 30, 2009

Line (a)	Description (b)	Promotional Allowances		Promotional Expenses	
		Number of Recipients (c)	Dollar Amount (d)	Number of Recipients (e)	Dollar Amount (f)
1	Rooms	13,971	\$811		
2	Food	62,132	569	5,423	190
3	Beverage	68,298	444		
4	Travel			2,390	103
5	Bus Program Cash	9,828	275		
6	Promotional Gaming Credits	58,637	2,052		
7	Complimentary Cash Gifts	28,758	553		
8	Entertainment	1,164	69	879	110
9	Retail & Non-Cash Gifts			4,385	504
10	Parking				
11	Other	392	5	4,121	103
12	Total	243,180	\$4,778	17,198	\$1,010

Under penalties of perjury, I declare that I have examined this report, and to the best of my knowledge and belief, it is true and complete.

December 22, 2010
DATE



Administrator (1015-11)
TITLE (LICENSE NUMBER)

ATLANTIC CITY SHOWBOAT MONTHLY SCHEDULE OF PROMOTIONAL EXPENSES AND ALLOWANCES

FOR THE MONTH ENDED NOVEMBER 30, 2010

(UNAUDITED)
(\$ IN THOUSANDS)

Line (a)	Description (b)	Promotional Allowances		Promotional Expenses	
		Number of Recipients (c)	Dollar Amount (d)	Number of Recipients (e)	Dollar Amount (f)
1	Rooms	24,064	\$1,846		
2	Food	92,468	1,238		
3	Beverage	523,915	800		
4	Travel			535	94
5	Bus Program Cash	1,567	72		
6	Promotional Gaming Credits	126,039	4,319		
7	Complimentary Cash Gifts	23	90		
8	Entertainment	1,129	53		
9	Retail & Non-Cash Gifts	4,905	73		
10	Parking				
11	Other	4,610	41	1,958	147
12	Total	778,720	\$8,532	2,493	\$241

FOR THE MONTH ENDED NOVEMBER 30, 2009

Line (a)	Description (b)	Promotional Allowances		Promotional Expenses	
		Number of Recipients (c)	Dollar Amount (d)	Number of Recipients (e)	Dollar Amount (f)
1	Rooms	25,573	\$1,962		
2	Food	117,966	1,580		
3	Beverage	615,966	926		
4	Travel			619	108
5	Bus Program Cash	2,366	86		
6	Promotional Gaming Credits	154,275	4,792		
7	Complimentary Cash Gifts	29,136	1,516		
8	Entertainment	1,178	55		
9	Retail & Non-Cash Gifts	9,000	135		
10	Parking				
11	Other	14,068	123	1,176	88
12	Total	969,528	\$11,175	1,795	\$196

Under penalties of perjury, I declare that I have examined this report, and to the best of my knowledge and belief, it is true and complete.

December 20, 2010
DATE



Scott Noey

Financial Controller 009094-11
TITLE (LICENSE NUMBER)

**TROPICANA CASINO AND RESORT
MONTHLY SCHEDULE OF PROMOTIONAL
EXPENSES AND ALLOWANCES**

FOR THE MONTH ENDED NOVEMBER 30, 2010

(UNAUDITED)
(\$ IN THOUSANDS)

Line (a)	Description (b)	Promotional Allowances		Promotional Expenses	
		Number of Recipients (c)	Dollar Amount (d)	Number of Recipients (e)	Dollar Amount (f)
1	Rooms	27,509	\$2,690		
2	Food	235,483	1,267	26,976	154
3	Beverage	652,926	748		
4	Travel			437	131
5	Bus Program Cash	402	33		
6	Promotional Gaming Credits	225,234	2,417		
7	Complimentary Cash Gifts	53,010	2,162		
8	Entertainment	14,558	72	435	34
9	Retail & Non-Cash Gifts			25,398	245
10	Parking			25,139	76
11	Other	23,002	133	9,885	99
12	Total	1,232,124	\$9,522	88,270	\$739

There are no complimentary services or items in Line 11 "Other" which exceeds 5% of that column's total

FOR THE MONTH ENDED NOVEMBER 30, 2009

Line (a)	Description (b)	Promotional Allowances		Promotional Expenses	
		Number of Recipients (c)	Dollar Amount (d)	Number of Recipients (e)	Dollar Amount (f)
1	Rooms	29,202	\$2,801		
2	Food	154,133	1,510	23,018	226
3	Beverage	679,420	808		
4	Travel			384	134
5	Bus Program Cash	1,971	58		
6	Promotional Gaming Credits	241,321	2,438		
7	Complimentary Cash Gifts	56,025	834		
8	Entertainment	37,300	75	354	7
9	Retail & Non-Cash Gifts			27,780	268
10	Parking			29,448	88
11	Other	102,730	141	9,045	91
12	Total	1,302,102	\$8,665	90,029	\$814

There are no complimentary services or items in Line 11 "Other" which exceeds 5% of that column's total

Under penalties of perjury, I declare that I have examined this report, and to the best of my knowledge and belief, it is true and complete.

December 20, 2010
DATE


CHRISTINA BROOME

V.P. FINANCE 7571-11

TRUMP MARINA HOTEL CASINO MONTHLY SCHEDULE OF PROMOTIONAL EXPENSES AND ALLOWANCES

FOR THE MONTH ENDED NOVEMBER 30, 2010

(UNAUDITED)

(\$ IN THOUSANDS)

Line (a)	Description (b)	Promotional Allowances		Promotional Expenses	
		Number of Recipients (c)	Dollar Amount (d)	Number of Recipients (e)	Dollar Amount (f)
1	Rooms	10,715	\$703		
2	Food	31,834	645		
3	Beverage	92,834	395		
4	Travel			460	202
5	Bus Program Cash	3,081	58		
6	Promotional Gaming Credits	74,185	1,551		
7	Complimentary Cash Gifts	30,826	856		
8	Entertainment			554	40
9	Retail & Non-Cash Gifts	5,544	184	14,199	363
10	Parking			29,609	89
11	Other	3,264	13	1,328	63
12	Total	252,283	\$4,405	46,150	\$757

FOR THE MONTH ENDED NOVEMBER 30, 2009

Line (a)	Description (b)	Promotional Allowances		Promotional Expenses	
		Number of Recipients (c)	Dollar Amount (d)	Number of Recipients (e)	Dollar Amount (f)
1	Rooms	10,227	\$688		
2	Food	25,435	540		
3	Beverage	78,247	333		
4	Travel			543	201
5	Bus Program Cash	3,007	60		
6	Promotional Gaming Credits	49,083	958		
7	Complimentary Cash Gifts	26,604	598		
8	Entertainment	436	0	0	37
9	Retail & Non-Cash Gifts	5,416	159	17,802	297
10	Parking			35,061	105
11	Other	31,410	86	968	14
12	Total	229,865	\$3,422	54,374	\$654

Under penalties of perjury, I declare that I have examined this report, and to the best of my knowledge and belief, it is true and complete.

December 20, 2010

DATE



Daniel McFadden

Vice President of Finance (7167-11)
TITLE (LICENSE NUMBER)

**TRUMP PLAZA HOTEL CASINO
MONTHLY SCHEDULE OF PROMOTIONAL
EXPENSES AND ALLOWANCES**

FOR THE MONTH ENDED NOVEMBER 30, 2010

(UNAUDITED)
(\$ IN THOUSANDS)

Line (a)	Description (b)	Promotional Allowances		Promotional Expenses	
		Number of Recipients (c)	Dollar Amount (d)	Number of Recipients (e)	Dollar Amount (f)
1	Rooms	12,630	1,037	8	1
2	Food	33,931	563		
3	Beverage	75,776	455		
4	Travel			1,057	159
5	Bus Program Cash	451	30		
6	Promotional Gaming Credits	54,925	1,225		
7	Complimentary Cash Gifts	31,172	749		
8	Entertainment	1,902	53	1,082	43
9	Retail & Non-Cash Gifts	2,081	104	15,675	527
10	Parking			15,831	47
11	Other	646	16	780	4
12	Total	213,514	\$4,232	34,433	\$781

FOR THE MONTH ENDED NOVEMBER 30, 2009

Line (a)	Description (b)	Promotional Allowances		Promotional Expenses	
		Number of Recipients (c)	Dollar Amount (d)	Number of Recipients (e)	Dollar Amount (f)
1	Rooms	13,662	\$1,101	36	\$4
2	Food	34,267	551		
3	Beverage	83,041	498		
4	Travel			1,133	170
5	Bus Program Cash	25,800	644		
6	Promotional Gaming Credits	13,310	622		
7	Complimentary Cash Gifts	26,889	642		
8	Entertainment	642	14	2,061	82
9	Retail & Non-Cash Gifts	1,930	96	18,714	778
10	Parking			19,915	60
11	Other	538	13	744	56
12	Total	200,079	\$4,181	42,603	\$1,150

Under penalties of perjury, I declare that I have examined this report, and to the best of my knowledge and belief, it is true and complete.

December 20, 2010

DATE



Daniel McFadden

Vice President of Finance (7167-11)
TITLE (LICENSE NUMBER)

TRUMP TAJ MAHAL ASSOCIATES, LLC
MONTHLY SCHEDULE OF PROMOTIONAL
EXPENSES AND ALLOWANCES

FOR THE MONTH ENDED NOVEMBER 30, 2010

(UNAUDITED)
(\$ IN THOUSANDS)

Line (a)	Description (b)	Promotional Allowances		Promotional Expenses	
		Number of Recipients (c)	Dollar Amount (d)	Number of Recipients (e)	Dollar Amount (f)
1	Rooms	34,041	\$2,557		
2	Food	89,535	1,522	3,848	202
3	Beverage	153,521	770		
4	Travel			2,551	652
5	Bus Program Cash	2,838	23		
6	Promotional Gaming Credits	137,605	2,470		
7	Complimentary Cash Gifts	115,229	3,676		
8	Entertainment	2,471	133	1,669	141
9	Retail & Non-Cash Gifts	7,627	528	11,782	608
10	Parking			39,021	117
11	Other	579	15	4,078	92
12	Total	543,446	\$11,694	62,949	\$1,812


FOR THE MONTH ENDED NOVEMBER 30, 2009

Line (a)	Description (b)	Promotional Allowances		Promotional Expenses	
		Number of Recipients (c)	Dollar Amount (d)	Number of Recipients (e)	Dollar Amount (f)
1	Rooms	36,322	\$2,589		
2	Food	104,408	1,591	3,905	187
3	Beverage	143,739	707		
4	Travel			2,770	510
5	Bus Program Cash	30,418	729		
6	Promotional Gaming Credits	105,173	1,578		
7	Complimentary Cash Gifts	90,355	2,021		
8	Entertainment	2,820	83	1,975	144
9	Retail & Non-Cash Gifts	8,453	407	25,326	703
10	Parking			50,205	151
11	Other	670	45	3,814	97
12	Total	522,358	\$9,750	87,995	\$1,792

* Amounts indicated with an asterisk have been restated to conform to the current presentation

Under penalties of perjury, I declare that I have examined this report, and to the best of my knowledge and belief, it is true and complete.

December 20, 2010
DATE


James L. Wright

Director of Finance (003507-11)
TITLE (LICENSE NUMBER)