

**ATLANTIC CITY CASINO INDUSTRY
PROMOTIONAL ALLOWANCES AND EXPENSES
For the Month Ended March 2011
(\$ in Thousands)**

	Monthly			Year To Date		
	Allowances	Expenses	Total	Allowances	Expenses	Total
AC Hilton	\$ 4,115	\$ 289	4,404	\$ 11,225	\$ 1,204	12,429
Bally's AC	12,375	477	12,852	32,653	1,199	33,852
Borgata	17,730	2,222	19,952	52,826	6,653	59,479
Caesars	9,764	1,101	10,865	28,236	2,977	31,213
Harrah's Marina Resorts	13,119	1,703	14,822	38,478	4,333	42,811
	7,361	1,408	8,769	17,594	3,323	20,917
Showboat	10,059	296	10,355	26,040	694	26,734
Tropicana	9,195	549	9,744	26,608	1,737	28,345
Trump Marina	3,322	224	3,546	9,465	635	10,100
Trump Plaza	4,337	395	4,732	11,343	1,027	12,370
Trump Taj Mahal	9,596	1,055	10,651	28,147	2,584	30,731
Industry	\$ 100,973	\$ 9,719	\$ 110,692	\$ 282,615	\$ 26,366	\$ 308,981
Incr (Decr) vs. Prior Period	0.3%	0.9%	0.3%	-0.2%	-8.5%	-1.0%

**ATLANTIC CITY CASINO INDUSTRY
PROMOTIONAL ALLOWANCES AND EXPENSES
For the Month Ended March 2010
(\$ in Thousands)**

	Monthly			Year To Date		
	Allowances	Expenses	Total	Allowances	Expenses	Total
AC Hilton	\$ 4,753	\$ 559	5,312	\$ 12,695	\$ 1,512	14,207
Bally's AC	12,743	584	13,327	36,903	1,508	38,411
Borgata	17,695	1,809	19,504	49,317	6,152	55,469
Caesars	10,967	1,240	12,207	31,154	3,410	34,564
Harrah's Marina Resorts	12,863	1,325	14,188	38,338	3,373	41,711
	4,756	653	5,409	13,634	2,133	15,767
Showboat	9,764	242	10,006	27,280	641	27,921
Tropicana	9,098	372	9,470	24,029	1,597	25,626
Trump Marina	3,813	453	4,266	10,168	1,315	11,483
Trump Plaza	4,597	827	5,424	12,181	2,433	14,614
Trump Taj Mahal	9,624	1,572	11,196	27,574	4,727	32,301
Industry	\$ 100,673	\$ 9,636	\$ 110,309	\$ 283,273	\$ 28,801	\$ 312,074

NOTE: Results reflect Resorts under RIH, Inc. ownership for 2010 and under DGMB, LLC ownership for 2011.

RIH ACQUISITIONS NJ, LLC (Atlantic City Hilton)
MONTHLY SCHEDULE OF PROMOTIONAL
EXPENSES AND ALLOWANCES

FOR THE MONTH ENDED MARCH 31, 2011

(UNAUDITED)
(\$ IN THOUSANDS)

Line (a)	Description (b)	Promotional Allowances		Promotional Expenses	
		Number of Recipients (c)	Dollar Amount (d)	Number of Recipients (e)	Dollar Amount (f)
1	Rooms	16,292	\$473		
2	Food	49,467	843	2,863	43
3	Beverage	128,935	335	4,775	13
4	Travel			6,920	134
5	Bus Program Cash	2,152	47		
6	Promotional Gaming Credits	65,858	2,186		
7	Complimentary Cash Gifts	4,746	185		
8	Entertainment	1,358	34	105	13
9	Retail & Non-Cash Gifts			263	13
10	Parking				
11	Other	797	12	1,843	73
12	Total	269,605	\$4,115	16,769	\$289

FOR THE MONTH ENDED MARCH 31, 2010

Line (a)	Description (b)	Promotional Allowances		Promotional Expenses	
		Number of Recipients (c)	Dollar Amount (d)	Number of Recipients (e)	Dollar Amount (f)
1	Rooms	21,252	\$769		
2	Food	53,051	917	1,836	28
3	Beverage	179,338	466	4,022	11
4	Travel			14,155	279
5	Bus Program Cash	27,908	726		
6	Promotional Gaming Credits	33,151	1,517		
7	Complimentary Cash Gifts	4,321	287		
8	Entertainment	1,649	41		
9	Retail & Non-Cash Gifts			1,206	60
10	Parking				
11	Other	1,987	30	4,616	181
12	Total	322,657	\$4,753	25,835	\$559

Under penalties of perjury, I declare that I have examined this report, and to the best of my knowledge and belief, it is true and complete.

April 20, 2011
DATE



Vice President of Finance (008983-11)
TITLE (LICENSE NUMBER)

Bally's Park Place, Inc (Bally's Atlantic City)
MONTHLY SCHEDULE OF PROMOTIONAL
EXPENSES AND ALLOWANCES

FOR THE MONTH ENDED MARCH 31, 2011

(UNAUDITED)
(\$ IN THOUSANDS)

Line (a)	Description (b)	Promotional Allowances		Promotional Expenses	
		Number of Recipients (c)	Dollar Amount (d)	Number of Recipients (e)	Dollar Amount (f)
1	Rooms	70,532	\$2,658		
2	Food	117,627	1,851		
3	Beverage	794,353	1,589		
4	Travel			915	231
5	Bus Program Cash	999	20		
6	Promotional Gaming Credits	91,953	4,761		
7	Complimentary Cash Gifts	20,925	1,148		
8	Entertainment	2,380	60	320	26
9	Retail & Non-Cash Gifts	8,719	218		
10	Parking				
11	Other	10,665	70	1,414	220
12	Total	1,118,153	\$12,375	2,649	\$477

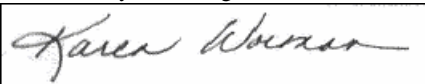
FOR THE MONTH ENDED MARCH 31, 2010

Line (a)	Description (b)	Promotional Allowances		Promotional Expenses	
		Number of Recipients (c)	Dollar Amount (d)	Number of Recipients (e)	Dollar Amount (f)
1	Rooms	71,520	\$2,607		
2	Food	141,626	2,174		
3	Beverage	788,167	1,576		
4	Travel			1,061	254
5	Bus Program Cash	1,382	28		
6	Promotional Gaming Credits	103,745	3,954		
7	Complimentary Cash Gifts	28,885	1,946		
8	Entertainment				
9	Retail & Non-Cash Gifts	9,007	364		
10	Parking				
11	Other	13,434	94	2,856	330
12	Total	1,157,766	\$12,743	3,917	\$584

Under penalties of perjury, I declare that I have examined this report, and to the best of my knowledge and belief, it is true and complete.

April 20, 2011

DATE



Karen Worman

6320-11

Vice President of Finance

BORGATA HOTEL, CASINO & SPA MONTHLY SCHEDULE OF PROMOTIONAL EXPENSES AND ALLOWANCES

FOR THE MONTH ENDED MARCH 31, 2011

(UNAUDITED)
(\$ IN THOUSANDS)

Line (a)	Description (b)	Promotional Allowances		Promotional Expenses	
		Number of Recipients (c)	Dollar Amount (d)	Number of Recipients (e)	Dollar Amount (f)
1	Rooms	47,622	\$ 5,602		
2	Food	117,175	2,770	77,900	\$ 779
3	Beverage	543,240	1,766		
4	Travel			1,704	426
5	Bus Program Cash				
6	Promotional Gaming Credits	224,591	5,615		
7	Complimentary Cash Gifts	35,638	891		
8	Entertainment	10,500	420	230	23
9	Retail & Non-Cash Gifts	3,762	188	3,080	770
10	Parking				
11	Other	7,160	478	91,298	224
12	Total	989,688	\$ 17,730	174,212	\$ 2,222

Promotional Allowances - Other includes \$215K of Spa comps and \$263K change in Comp and Slot dollars earned but not redeemed

FOR THE MONTH ENDED MARCH 31, 2010

Line (a)	Description (b)	Promotional Allowances		Promotional Expenses	
		Number of Recipients (c)	Dollar Amount (d)	Number of Recipients (e)	Dollar Amount (f)
1	Rooms	45,237	\$ 5,659		
2	Food	116,790	2,784	68,400	\$ 684
3	Beverage	609,942	1,982		
4	Travel			1,288	322
5	Bus Program Cash				
6	Promotional Gaming Credits	236,440	5,911		
7	Complimentary Cash Gifts	21,199	530		
8	Entertainment	10,269	411	140	14
9	Retail & Non-Cash Gifts	3,619	181	3,080	770
10	Parking				
11	Other	8,298	237	94,917	19
12	Total	1,051,794	\$ 17,695	167,825	\$ 1,809

Promotional Allowances - Other includes \$249K of Spa comps and (\$12K) change in Comp and Slot dollars earned but not redeemed

Under penalties of perjury, I declare that I have examined this report, and to the best of my knowledge and belief, it is true and complete.

April 20, 2011

DATE



HUGH TURNER

Vice President of Finance 7833-11
TITLE (LICENSE NUMBER)

**BOARDWALK REGENCY CORPORATION
MONTHLY SCHEDULE OF PROMOTIONAL
EXPENSES AND ALLOWANCES**

FOR THE MONTH ENDED MARCH 31, 2011

(UNAUDITED)
(\$ IN THOUSANDS)

Line (a)	Description (b)	Promotional Allowances		Promotional Expenses	
		Number of Recipients (c)	Dollar Amount (d)	Number of Recipients (e)	Dollar Amount (f)
1	Rooms	47,596	\$1,874		
2	Food	66,558	1,447		
3	Beverage	452,592	905		
4	Travel			1,239	404
5	Bus Program Cash				
6	Promotional Gaming Credits	49,049	3,079		
7	Complimentary Cash Gifts	16,467	2,118		
8	Entertainment	1,108	84	309	61
9	Retail & Non-Cash Gifts	7,939	159		
10	Parking				
11	Other	8,021	98	26,995	636
12	Total	649,330	\$9,764	28,543	\$1,101

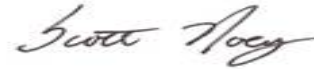
FOR THE MONTH ENDED MARCH 31, 2010

Line (a)	Description (b)	Promotional Allowances		Promotional Expenses	
		Number of Recipients (c)	Dollar Amount (d)	Number of Recipients (e)	Dollar Amount (f)
1	Rooms	50,026	\$1,992		
2	Food	49,572	1,934		
3	Beverage	588,469	1,177		
4	Travel			1,135	493
5	Bus Program Cash				
6	Promotional Gaming Credits	43,894	2,758		
7	Complimentary Cash Gifts	42,604	2,794		
8	Entertainment	1,023	47	355	23
9	Retail & Non-Cash Gifts	7,833	157		
10	Parking				
11	Other	9,700	108	40,643	724
12	Total	793,121	\$10,967	42,133	\$1,240

Under penalties of perjury, I declare that I have examined this report, and to the best of my knowledge and belief, it is true and complete.

April 20, 2011

DATE



Scott Noey

Financial Controller 009094-11
TITLE (LICENSE NUMBER)

HARRAH'S CASINO HOTEL, ATLANTIC CITY MONTHLY SCHEDULE OF PROMOTIONAL EXPENSES AND ALLOWANCES

FOR THE MONTH ENDED MARCH 31, 2011

(UNAUDITED)

(\$ IN THOUSANDS)

Line (a)	Description (b)	Promotional Allowances		Promotional Expenses	
		Number of Recipients (c)	Dollar Amount (d)	Number of Recipients (e)	Dollar Amount (f)
1	Rooms	46,576	\$3,689		
2	Food	106,251	2,240		
3	Beverage	190,691	1,430		
4	Travel			6,412	1,703
5	Bus Program Cash	1,176	9		
6	Promotional Gaming Credits	132,806	4,648		
7	Complimentary Cash Gifts	21,088	692		
8	Entertainment	1,152	76		
9	Retail & Non-Cash Gifts	11,208	224		
10	Parking				
11	Other	13,480	111		
12	Total	524,428	\$13,119	6,412	\$1,703

FOR THE MONTH ENDED MARCH 31, 2010

Line (a)	Description (b)	Promotional Allowances		Promotional Expenses	
		Number of Recipients (c)	Dollar Amount (d)	Number of Recipients (e)	Dollar Amount (f)
1	Rooms	50,015	\$3,987		
2	Food	112,523	2,354		
3	Beverage	186,009	1,395		
4	Travel			5,255	1,325
5	Bus Program Cash	1,042	20		
6	Promotional Gaming Credits	63,304	2,305		
7	Complimentary Cash Gifts	44,519	2,322		
8	Entertainment	1,982	92		
9	Retail & Non-Cash Gifts	14,169	283		
10	Parking				
11	Other	13,009	105		
12	Total	486,572	\$12,863	5,255	\$1,325

Under penalties of perjury, I declare that I have examined this report, and to the best of my knowledge and belief, it is true and complete.

April 20, 2011

DATE



Scott Noey

Financial Controller 009094-11

TITLE (LICENSE NUMBER)

DGMB CASINO, LLC (RESORTS)
MONTHLY SCHEDULE OF PROMOTIONAL
EXPENSES AND ALLOWANCES

FOR THE MONTH ENDED MARCH 31, 2011

(UNAUDITED)
(\$ IN THOUSANDS)

Line (a)	Description (b)	Promotional Allowances		Promotional Expenses	
		Number of Recipients (c)	Dollar Amount (d)	Number of Recipients (e)	Dollar Amount (f)
1	Rooms	15,616	\$921	-	-
2	Food	37,005	1,049	6,412	224
3	Beverage	85,545	556	-	-
4	Travel			18,092	682
5	Bus Program Cash	902	40	-	0
6	Promotional Gaming Credits	117,237	3,571	-	-
7	Complimentary Cash Gifts	46,354	941	-	-
8	Entertainment	14,565	276	2	0
9	Retail & Non-Cash Gifts	-	-	3,212	369
10	Parking			-	0
11	Other	508	7	5,295	133
12	Total	317,732	\$7,361	33,013	\$1,408

FOR THE MONTH ENDED MARCH 31, 2010

Line (a)	Description (b)	Promotional Allowances		Promotional Expenses	
		Number of Recipients (c)	Dollar Amount (d)	Number of Recipients (e)	Dollar Amount (f)
1	Rooms				
2	Food				
3	Beverage				
4	Travel				
5	Bus Program Cash				
6	Promotional Gaming Credits				
7	Complimentary Cash Gifts				
8	Entertainment				
9	Retail & Non-Cash Gifts				
10	Parking				
11	Other				
12	Total	0	\$0	0	\$0

Under penalties of perjury, I declare that I have examined this report, and to the best of my knowledge and belief, it is true and complete.

April 21, 2011

DATE



Lawrence J, McCabe

Director of Finance 003392-11
TITLE (LICENSE NUMBER)

ATLANTIC CITY SHOWBOAT MONTHLY SCHEDULE OF PROMOTIONAL EXPENSES AND ALLOWANCES

FOR THE MONTH ENDED MARCH 31, 2011

(UNAUDITED)
(\$ IN THOUSANDS)

Line (a)	Description (b)	Promotional Allowances		Promotional Expenses	
		Number of Recipients (c)	Dollar Amount (d)	Number of Recipients (e)	Dollar Amount (f)
1	Rooms	25,406	\$1,947		
2	Food	105,353	1,411		
3	Beverage	757,281	1,102		
4	Travel			589	103
5	Bus Program Cash	1,844	91		
6	Promotional Gaming Credits	142,824	4,874		
7	Complimentary Cash Gifts	10,804	431		
8	Entertainment	1,970	99	160	13
9	Retail & Non-Cash Gifts	3,774	63		
10	Parking				
11	Other	4,736	41	2,417	180
12	Total	1,053,992	\$10,059	3,166	\$296


FOR THE MONTH ENDED MARCH 31, 2010

Line (a)	Description (b)	Promotional Allowances		Promotional Expenses	
		Number of Recipients (c)	Dollar Amount (d)	Number of Recipients (e)	Dollar Amount (f)
1	Rooms	26,240	\$2,011		
2	Food	107,145	1,435		
3	Beverage	682,235	1,017		
4	Travel			660	116
5	Bus Program Cash	2,357	74		
6	Promotional Gaming Credits	137,825	4,042		
7	Complimentary Cash Gifts	22,031	990		
8	Entertainment	639	34		
9	Retail & Non-Cash Gifts	6,237	104		
10	Parking				
11	Other	6,540	57	1,676	126
12	Total	991,249	\$9,764	2,336	\$242

Under penalties of perjury, I declare that I have examined this report, and to the best of my knowledge and belief, it is true and complete.

April 20, 2011

DATE



Karen Worman

Vice President of Finance (6320-11)

TROPICANA CASINO AND RESORT MONTHLY SCHEDULE OF PROMOTIONAL EXPENSES AND ALLOWANCES

FOR THE MONTH ENDED MARCH 31, 2011

(UNAUDITED)
(\$ IN THOUSANDS)

Line (a)	Description (b)	Promotional Allowances		Promotional Expenses	
		Number of Recipients (c)	Dollar Amount (d)	Number of Recipients (e)	Dollar Amount (f)
1	Rooms	24,599	\$2,345		
2	Food	159,258	1,159	11,356	87
3	Beverage	671,283	737		
4	Travel			466	140
5	Bus Program Cash	151	10		
6	Promotional Gaming Credits	253,662	3,355		
7	Complimentary Cash Gifts	12,579	1,455		
8	Entertainment	1,131	9	33	8
9	Retail & Non-Cash Gifts			17,079	158
10	Parking			24,690	74
11	Other	22,108	125	8,226	82
12	Total	1,144,771	\$9,195	61,850	\$549

There are no complimentary services or items in Line 11 "Other" which exceeds 5% of that column's total

FOR THE MONTH ENDED MARCH 31, 2010*

Line (a)	Description (b)	Promotional Allowances		Promotional Expenses	
		Number of Recipients (c)	Dollar Amount (d)	Number of Recipients (e)	Dollar Amount (f)
1	Rooms	29,818	\$2,783		
2	Food	246,192	1,384	495	3
3	Beverage	682,348	711		
4	Travel			292	88
5	Bus Program Cash	563	29		
6	Promotional Gaming Credits	255,458	3,087		
7	Complimentary Cash Gifts**	53,508	917		
8	Entertainment	7,573	44	1,713	70
9	Retail & Non-Cash Gifts**			4,392	37
10	Parking			29,830	89
11	Other	26,742	143	8,537	85
12	Total	1,302,202	\$9,098	45,259	\$372

* Filed in 2010 under Adamar of NJ and Tropicana Atlantic City Corp due to March 8, 2010 sale

** Expenses and Recipients are net of a quarterly bankable comp adjustment

There are no complimentary services or items in Line 11 "Other" which exceeds 5% of that column's total

Under penalties of perjury, I declare that I have examined this report, and to the best of my knowledge and belief, it is true and complete.

April 20, 2011

DATE



CHRISTINA BROOME

V.P. FINANCE 7571-11

TRUMP MARINA HOTEL CASINO MONTHLY SCHEDULE OF PROMOTIONAL EXPENSES AND ALLOWANCES

FOR THE MONTH ENDED MARCH 31, 2011

(UNAUDITED)

(\$ IN THOUSANDS)

Line (a)	Description (b)	Promotional Allowances		Promotional Expenses	
		Number of Recipients (c)	Dollar Amount (d)	Number of Recipients (e)	Dollar Amount (f)
1	Rooms	8,095	\$580		
2	Food	13,313	429		
3	Beverage	73,043	310		
4	Travel			311	119
5	Bus Program Cash	2,030	48		
6	Promotional Gaming Credits	52,427	1,769		
7	Complimentary Cash Gifts	2,531	94		
8	Entertainment				
9	Retail & Non-Cash Gifts	4,521	80	1,108	55
10	Parking			24,886	75
11	Other	2,869	12	605	(25)
12	Total	158,829	\$3,322	26,910	\$224

FOR THE MONTH ENDED MARCH 31, 2010

Line (a)	Description (b)	Promotional Allowances		Promotional Expenses	
		Number of Recipients (c)	Dollar Amount (d)	Number of Recipients (e)	Dollar Amount (f)
1	Rooms	10,314	\$683		
2	Food	46,152	628		
3	Beverage	83,220	354		
4	Travel			320	125
5	Bus Program Cash	2,349	56		
6	Promotional Gaming Credits	54,462	1,247		
7	Complimentary Cash Gifts	29,864	704		
8	Entertainment	99	3	96	8
9	Retail & Non-Cash Gifts	5,584	125	11,885	148
10	Parking			34,404	103
11	Other	2,529	13	991	69
12	Total	234,573	\$3,813	47,696	\$453

Under penalties of perjury, I declare that I have examined this report, and to the best of my knowledge and belief, it is true and complete.

April 20, 2011

DATE



Daniel McFadden

Vice President of Finance (7167-11)
TITLE (LICENSE NUMBER)

TRUMP PLAZA HOTEL CASINO MONTHLY SCHEDULE OF PROMOTIONAL EXPENSES AND ALLOWANCES

FOR THE MONTH ENDED MARCH 31, 2011

(UNAUDITED)
(\$ IN THOUSANDS)

Line (a)	Description (b)	Promotional Allowances		Promotional Expenses	
		Number of Recipients (c)	Dollar Amount (d)	Number of Recipients (e)	Dollar Amount (f)
1	Rooms	9,446	872		
2	Food	25,419	372		
3	Beverage	79,659	478		
4	Travel			817	122
5	Bus Program Cash	775	36		
6	Promotional Gaming Credits	109,980	2,104		
7	Complimentary Cash Gifts	12,121	383		
8	Entertainment	393	10	51	2
9	Retail & Non-Cash Gifts	1,410	70	6,455	188
10	Parking			35,623	107
11	Other	483	12	501	(24)
12	Total	239,686	\$4,337	43,447	\$395

FOR THE MONTH ENDED MARCH 31, 2010

Line (a)	Description (b)	Promotional Allowances		Promotional Expenses	
		Number of Recipients (c)	Dollar Amount (d)	Number of Recipients (e)	Dollar Amount (f)
1	Rooms	13,444	\$1,038		
2	Food	38,039	597		
3	Beverage	89,432	536		
4	Travel			1,263	189
5	Bus Program Cash	26,402	675		
6	Promotional Gaming Credits	16,779	859		
7	Complimentary Cash Gifts	30,907	715		
8	Entertainment	1,380	37	454	18
9	Retail & Non-Cash Gifts	2,349	117	16,038	532
10	Parking			16,461	49
11	Other	902	23	637	39
12	Total	219,634	\$4,597	34,853	\$827

Under penalties of perjury, I declare that I have examined this report, and to the best of my knowledge and belief, it is true and complete.

April 20, 2011

DATE



Daniel McFadden

Vice President of Finance (7167-11)
TITLE (LICENSE NUMBER)

TRUMP TAJ MAHAL ASSOCIATES, LLC
MONTHLY SCHEDULE OF PROMOTIONAL
EXPENSES AND ALLOWANCES

FOR THE MONTH ENDED MARCH 31, 2011

(UNAUDITED)
(\$ IN THOUSANDS)

Line (a)	Description (b)	Promotional Allowances		Promotional Expenses	
		Number of Recipients (c)	Dollar Amount (d)	Number of Recipients (e)	Dollar Amount (f)
1	Rooms	29,952	\$2,218		
2	Food	67,119	1,092	3,258	230
3	Beverage	147,407	724		
4	Travel			1,696	486
5	Bus Program Cash	2,966	21		
6	Promotional Gaming Credits	183,812	3,884		
7	Complimentary Cash Gifts	94,761	1,370		
8	Entertainment	3,382	51	10	19
9	Retail & Non-Cash Gifts	6,301	197	19,558	290
10	Parking			38,212	115
11	Other	527	39	3,246	(85)
12	Total	536,227	\$9,596	65,980	\$1,055

FOR THE MONTH ENDED MARCH 31, 2010

Line (a)	Description (b)	Promotional Allowances		Promotional Expenses	
		Number of Recipients (c)	Dollar Amount (d)	Number of Recipients (e)	Dollar Amount (f)
1	Rooms	48,209	\$2,537		
2	Food	90,920	1,474	3,467	213
3	Beverage	145,876	719		
4	Travel			2,291	517
5	Bus Program Cash	27,121	673		
6	Promotional Gaming Credits	124,572	2,396		
7	Complimentary Cash Gifts	78,042	1,310		
8	Entertainment	1,072	89	53	10
9	Retail & Non-Cash Gifts	8,211	364	17,863	582
10	Parking			38,291	115
11	Other	606	62	3,534	135
12	Total	524,629	\$9,624	65,499	\$1,572

Under penalties of perjury, I declare that I have examined this report, and to the best of my knowledge and belief, it is true and complete.

April 20, 2011
DATE



James L. Wright

Director of Finance
TITLE (License #003507-11)