

**ATLANTIC CITY CASINO INDUSTRY  
PROMOTIONAL ALLOWANCES AND EXPENSES**

**For the Month Ended June 2011**

(\$ in Thousands)

	<u>Monthly</u>			<u>Year To Date</u>		
	<u>Allowances</u>	<u>Expenses</u>	<u>Total</u>	<u>Allowances</u>	<u>Expenses</u>	<u>Total</u>
AC Hilton	\$ 4,645	\$ 265	4,910	\$ 25,362	\$ 2,207	27,569
Bally's AC	12,448	653	13,101	72,422	2,702	75,124
Borgata	18,521	2,387	20,908	109,679	13,890	123,569
Caesars	10,870	1,164	12,034	60,734	6,545	67,279
Harrah's Marina	14,939	1,891	16,830	81,269	9,912	91,181
Resorts (a)	5,518	1,268	6,786	35,617	8,079	43,696
Showboat	9,946	295	10,241	55,643	1,464	57,107
Tropicana	9,593	671	10,264	53,942	3,659	57,601
Golden Nugget (b)	3,604	111	3,715	20,062	1,148	21,210
Trump Plaza	6,221	466	6,687	27,251	2,323	29,574
Trump Taj Mahal	11,487	1,130	12,617	62,528	5,720	68,248
<b>Industry</b>	<b>\$ 107,792</b>	<b>\$ 10,301</b>	<b>\$ 118,093</b>	<b>\$ 604,509</b>	<b>\$ 57,649</b>	<b>\$ 662,158</b>
Incr (Decr) vs. Prior Period	<b>4.9%</b>	<b>-12.0%</b>	<b>3.2%</b>	<b>2.2%</b>	<b>-7.9%</b>	<b>1.2%</b>

**ATLANTIC CITY CASINO INDUSTRY  
PROMOTIONAL ALLOWANCES AND EXPENSES**

**For the Month Ended June 2010**

(\$ in Thousands)

	<u>Monthly</u>			<u>Year To Date</u>		
	<u>Allowances</u>	<u>Expenses</u>	<u>Total</u>	<u>Allowances</u>	<u>Expenses</u>	<u>Total</u>
AC Hilton	\$ 5,787	\$ 440	6,227	\$ 27,751	\$ 2,997	30,748
Bally's AC	12,527	655	13,182	73,886	3,538	77,424
Borgata	17,551	2,047	19,598	101,349	12,775	114,124
Caesars	10,306	1,476	11,782	63,416	7,911	71,327
Harrah's Marina	13,344	1,579	14,923	79,379	7,864	87,243
Resorts (a)	4,552	787	5,339	27,853	4,418	32,271
Showboat	10,226	264	10,490	58,282	1,376	59,658
Tropicana	8,777	700	9,477	50,117	3,645	53,762
Trump Marina (b)	4,467	584	5,051	22,476	2,963	25,439
Trump Plaza	4,736	1,003	5,739	26,938	5,114	32,052
Trump Taj Mahal	10,442	2,170	12,612	60,187	9,977	70,164
<b>Industry</b>	<b>\$ 102,715</b>	<b>\$ 11,705</b>	<b>\$ 114,420</b>	<b>\$ 591,634</b>	<b>\$ 62,578</b>	<b>\$ 654,212</b>

(a) Results reflect Resorts under RIH, Inc. ownership for 2010 and under DGMB, LLC ownership for 2011.

(b) Results reflect Trump Marina through May 23, 2011 and Golden Nugget thereafter.

# RIH ACQUISITIONS NJ, LLC (Atlantic City Hilton) MONTHLY SCHEDULE OF PROMOTIONAL EXPENSES AND ALLOWANCES

FOR THE MONTH ENDED JUNE 30, 2011

(UNAUDITED)

(\$ IN THOUSANDS)

Line (a)	Description (b)	Promotional Allowances		Promotional Expenses	
		Number of Recipients (c)	Dollar Amount (d)	Number of Recipients (e)	Dollar Amount (f)
1	Rooms	18,533	\$522		
2	Food	43,186	705	2,656	40
3	Beverage	133,384	347	5,014	13
4	Travel			8,667	157
5	Bus Program Cash	2,110	34		
6	Promotional Gaming Credits	87,414	2,589		
7	Complimentary Cash Gifts	11,646	405		
8	Entertainment	1,123	28	(81)	(10)
9	Retail & Non-Cash Gifts			(429)	(22)
10	Parking				
11	Other	1,052	15	2,270	87
12	Total	298,448	\$4,645	18,097	\$265

FOR THE MONTH ENDED JUNE 30, 2010

Line (a)	Description (b)	Promotional Allowances		Promotional Expenses	
		Number of Recipients (c)	Dollar Amount (d)	Number of Recipients (e)	Dollar Amount (f)
1	Rooms	26,543	\$895		
2	Food	52,486	929	2,346	35
3	Beverage	173,106	450	5,347	14
4	Travel			16,602	349
5	Bus Program Cash	18,483	452		
6	Promotional Gaming Credits	45,474	2,813		
7	Complimentary Cash Gifts	662	92		
8	Entertainment	5,173	129	27	3
9	Retail & Non-Cash Gifts			1,311	65
10	Parking				
11	Other	1,833	27	5,213	(26)
12	Total	323,760	\$5,787	30,846	\$440

Under penalties of perjury, I declare that I have examined this report, and to the best of my knowledge and belief, it is true and complete.

July 20, 2011

DATE



Gregory J. Sherbon

Vice President of Finance (008983-11)  
TITLE (LICENSE NUMBER)

**Bally's Park Place, Inc (Bally's Atlantic City)**  
**MONTHLY SCHEDULE OF PROMOTIONAL**  
**EXPENSES AND ALLOWANCES**

FOR THE MONTH ENDED JUNE 30, 2011

(UNAUDITED)  
(\$ IN THOUSANDS)

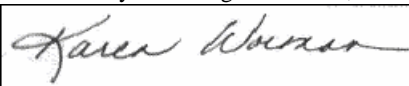
Line (a)	Description (b)	Promotional Allowances		Promotional Expenses	
		Number of Recipients (c)	Dollar Amount (d)	Number of Recipients (e)	Dollar Amount (f)
1	Rooms	71,798	\$2,673		
2	Food	174,219	\$2,300		
3	Beverage	656,560	\$1,313		
4	Travel	0	\$0	876	250
5	Bus Program Cash	1,303	\$26		
6	Promotional Gaming Credits	85,345	\$4,704		
7	Complimentary Cash Gifts	12,871	\$939		
8	Entertainment	4,600	\$101	636	105
9	Retail & Non-Cash Gifts	8,264	\$237		
10	Parking	0	\$0		
11	Other	15,606	\$155	2,310	298
12	Total	1,030,566	\$12,448	3,822	\$653

FOR THE MONTH ENDED JUNE 30, 2010

Line (a)	Description (b)	Promotional Allowances		Promotional Expenses	
		Number of Recipients (c)	Dollar Amount (d)	Number of Recipients (e)	Dollar Amount (f)
1	Rooms	67,524	\$2,522		
2	Food	168,233	2,374		
3	Beverage	843,035	1,686		
4	Travel	0	0	1,134	245
5	Bus Program Cash	1,230	25		
6	Promotional Gaming Credits	106,283	4,446		
7	Complimentary Cash Gifts	7,770	1,038		
8	Entertainment	194	9		
9	Retail & Non-Cash Gifts	8,004	311		
10	Parking	0	0		
11	Other	12,495	116	2,612	410
12	Total	1,214,768	\$12,527	3,746	\$655

Under penalties of perjury, I declare that I have examined this report, and to the best of my knowledge and belief, it is true and complete.

July 20, 2011  
DATE



Karen Worman

6320-11  
Vice President of Finance

**BORGATA HOTEL, CASINO & SPA  
MONTHLY SCHEDULE OF PROMOTIONAL  
EXPENSES AND ALLOWANCES**

FOR THE MONTH ENDED June 30, 2011

(UNAUDITED)  
(\$ IN THOUSANDS)

Line (a)	Description (b)	Promotional Allowances		Promotional Expenses	
		Number of Recipients (c)	Dollar Amount (d)	Number of Recipients (e)	Dollar Amount (f)
1	Rooms	52,081	\$ 6,258		
2	Food	126,477	2,832	91,200	\$ 912
3	Beverage	528,798	1,718		
4	Travel			1,664	416
5	Bus Program Cash				
6	Promotional Gaming Credits	218,067	5,452		
7	Complimentary Cash Gifts	60,149	1,504		
8	Entertainment	11,734	469	320	32
9	Retail & Non-Cash Gifts	4,137	207	3,040	760
10	Parking				
11	Other	8,292	81	102,068	267
12	Total	1,009,735	\$ 18,521	198,292	\$ 2,387

Promotional Allowances - Other includes \$249K of Spa comps, and (\$168K) change in Comp and Slot dollars earned but not redeemed.

FOR THE MONTH ENDED JUNE 30, 2010

Line (a)	Description (b)	Promotional Allowances		Promotional Expenses	
		Number of Recipients (c)	Dollar Amount (d)	Number of Recipients (e)	Dollar Amount (f)
1	Rooms	50,486	\$ 5,894		
2	Food	123,804	2,853	75,700	\$ 757
3	Beverage	551,603	1,793		
4	Travel			1,404	351
5	Bus Program Cash				
6	Promotional Gaming Credits	229,925	5,748		
7	Complimentary Cash Gifts	15,854	396		
8	Entertainment	10,795	432	910	91
9	Retail & Non-Cash Gifts	3,146	157	2,860	715
10	Parking				
11	Other	8,177	278	98,510	133
12	Total	993,790	\$ 17,551	179,384	\$ 2,047

Promotional Allowances - Other includes \$246K of Spa comps, and \$32K change in Comp and Slot dollars earned but not redeemed.

Under penalties of perjury, I declare that I have examined this report, and to the best of my knowledge and belief, it is true and complete.

July 20, 2011

DATE



HUGH TURNER

Vice President of Finance 7833-11  
TITLE (LICENSE NUMBER)

# BOARDWALK REGENCY CORPORATION MONTHLY SCHEDULE OF PROMOTIONAL EXPENSES AND ALLOWANCES

FOR THE MONTH ENDED JUNE 30, 2011

(UNAUDITED)

(\$ IN THOUSANDS)

Line (a)	Description (b)	Promotional Allowances		Promotional Expenses	
		Number of Recipients (c)	Dollar Amount (d)	Number of Recipients (e)	Dollar Amount (f)
1	Rooms	47,206	\$1,892		
2	Food	78,673	1,815		
3	Beverage	454,192	908		
4	Travel			1,227	395
5	Bus Program Cash	97	9		
6	Promotional Gaming Credits	64,200	3,846		
7	Complimentary Cash Gifts	25,891	1,962		
8	Entertainment	415	29	764	109
9	Retail & Non-Cash Gifts	11,492	230		
10	Parking				
11	Other	11,451	179	34,217	660
12	Total	693,617	\$10,870	36,208	\$1,164

FOR THE MONTH ENDED JUNE 30, 2010

Line (a)	Description (b)	Promotional Allowances		Promotional Expenses	
		Number of Recipients (c)	Dollar Amount (d)	Number of Recipients (e)	Dollar Amount (f)
1	Rooms	46,302	\$1,882		
2	Food	60,897	2,064		
3	Beverage	558,249	1,116		
4	Travel			1,557	493
5	Bus Program Cash				
6	Promotional Gaming Credits	63,202	3,174		
7	Complimentary Cash Gifts	23,882	1,694		
8	Entertainment	600	55	747	50
9	Retail & Non-Cash Gifts	8,247	165		
10	Parking				
11	Other	9,523	156	38,099	933
12	Total	770,902	\$10,306	40,403	\$1,476

Under penalties of perjury, I declare that I have examined this report, and to the best of my knowledge and belief, it is true and complete.

July 20, 2011

DATE



Scott Noey

Financial Controller 009094-11  
TITLE (LICENSE NUMBER)

# HARRAH'S CASINO HOTEL, ATLANTIC CITY MONTHLY SCHEDULE OF PROMOTIONAL EXPENSES AND ALLOWANCES

FOR THE MONTH ENDED JUNE 30, 2011

(UNAUDITED)

(\$ IN THOUSANDS)

Line (a)	Description (b)	Promotional Allowances		Promotional Expenses	
		Number of Recipients (c)	Dollar Amount (d)	Number of Recipients (e)	Dollar Amount (f)
1	Rooms	52,842	\$4,337		
2	Food	132,458	2,965		
3	Beverage	197,946	1,485		
4	Travel			5,812	1,891
5	Bus Program Cash	1,332	8		
6	Promotional Gaming Credits	133,377	4,668		
7	Complimentary Cash Gifts	12,648	773		
8	Entertainment	3,437	154		
9	Retail & Non-Cash Gifts	22,222	444		
10	Parking				
11	Other	15,609	105		
12	Total	571,871	\$14,939	5,812	\$1,891

FOR THE MONTH ENDED JUNE 30, 2010

Line (a)	Description (b)	Promotional Allowances		Promotional Expenses	
		Number of Recipients (c)	Dollar Amount (d)	Number of Recipients (e)	Dollar Amount (f)
1	Rooms	49,832	\$4,000		
2	Food	128,558	2,606		
3	Beverage	175,536	1,317		
4	Travel			5,029	1,579
5	Bus Program Cash	827	17		
6	Promotional Gaming Credits	113,740	4,420		
7	Complimentary Cash Gifts	14,763	535		
8	Entertainment	1,357	71		
9	Retail & Non-Cash Gifts	14,578	292		
10	Parking				
11	Other	10,087	86		
12	Total	509,278	\$13,344	5,029	\$1,579

Under penalties of perjury, I declare that I have examined this report, and to the best of my knowledge and belief, it is true and complete.

July 20, 2011

DATE



Scott Noey

Financial Controller 009094-11  
TITLE (LICENSE NUMBER)

**DGMB CASINO, LLC**  
**MONTHLY SCHEDULE OF PROMOTIONAL**  
**EXPENSES AND ALLOWANCES**

FOR THE MONTH ENDED JUNE 30, 2011

(UNAUDITED)  
(\$ IN THOUSANDS)

Line (a)	Description (b)	Promotional Allowances		Promotional Expenses	
		Number of Recipients (c)	Dollar Amount (d)	Number of Recipients (e)	Dollar Amount (f)
1	Rooms	14,603	\$876		
2	Food	47,450	971	6,538	229
3	Beverage	73,389	477		
4	Travel			11,014	549
5	Bus Program Cash	594	59		
6	Promotional Gaming Credits	81,657	2,015		
7	Complimentary Cash Gifts	50,144	730		
8	Entertainment	16,225	383	56	7
9	Retail & Non-Cash Gifts			3,123	359
10	Parking				
11	Other	491	7	4,947	124
12	Total	284,553	\$5,518	25,678	\$1,268

FOR THE MONTH ENDED JUNE 30, 2010

Line (a)	Description (b)	Promotional Allowances		Promotional Expenses	
		Number of Recipients (c)	Dollar Amount (d)	Number of Recipients (e)	Dollar Amount (f)
1	Rooms				
2	Food				
3	Beverage				
4	Travel				
5	Bus Program Cash				
6	Promotional Gaming Credits				
7	Complimentary Cash Gifts				
8	Entertainment				
9	Retail & Non-Cash Gifts				
10	Parking				
11	Other				
12	Total	0	\$0	0	\$0

Under penalties of perjury, I declare that I have examined this report, and to the best of my knowledge and belief, it is true and complete.

July 20, 2011  
DATE

*Lawrence J. McCabe*

Lawrence J, McCabe

Director of Finance 003392-11  
TITLE (LICENSE NUMBER)

# ATLANTIC CITY SHOWBOAT, INC MONTHLY SCHEDULE OF PROMOTIONAL EXPENSES AND ALLOWANCES

FOR THE MONTH ENDED JUNE 30, 2011

(UNAUDITED)  
(\$ IN THOUSANDS)

Line (a)	Description (b)	Promotional Allowances		Promotional Expenses	
		Number of Recipients (c)	Dollar Amount (d)	Number of Recipients (e)	Dollar Amount (f)
1	Rooms	26,638	\$2,042		
2	Food	131,032	1,755		
3	Beverage	611,654	973		
4	Travel			487	85
5	Bus Program Cash	1,822	90		
6	Promotional Gaming Credits	132,346	4,489		
7	Complimentary Cash Gifts	9,327	364		
8	Entertainment	2,723	94	300	36
9	Retail & Non-Cash Gifts	5,777	96		
10	Parking				
11	Other	4,961	43	2,499	174
12	Total	926,280	\$9,946	3,286	\$295

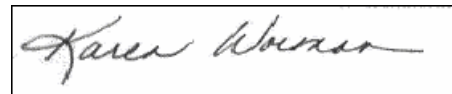
FOR THE MONTH ENDED JUNE 30, 2010

Line (a)	Description (b)	Promotional Allowances		Promotional Expenses	
		Number of Recipients (c)	Dollar Amount (d)	Number of Recipients (e)	Dollar Amount (f)
1	Rooms	25,960	\$1,990		
2	Food	134,764	1,804		
3	Beverage	658,285	1,016		
4	Travel			632	111
5	Bus Program Cash	3,454	109		
6	Promotional Gaming Credits	163,956	4,615		
7	Complimentary Cash Gifts	7,830	413		
8	Entertainment	2,121	112		
9	Retail & Non-Cash Gifts	7,100	118		
10	Parking				
11	Other	5,549	49	2,036	153
12	Total	1,009,019	\$10,226	2,668	\$264

Under penalties of perjury, I declare that I have examined this report, and to the best of my knowledge and belief, it is true and complete.

July 20, 2011

DATE



Karen Worman

Vice President of Finance (6320-11)

TITLE (LICENSE NUMBER)



# TROPICANA CASINO AND RESORT MONTHLY SCHEDULE OF PROMOTIONAL EXPENSES AND ALLOWANCES

FOR THE MONTH ENDED JUNE 30, 2011

(UNAUDITED)  
(\$ IN THOUSANDS)

Line (a)	Description (b)	Promotional Allowances		Promotional Expenses	
		Number of Recipients (c)	Dollar Amount (d)	Number of Recipients (e)	Dollar Amount (f)
1	Rooms	26,864	\$2,527		
2	Food	213,517	1,529	19,048	146
3	Beverage	637,125	718		
4	Travel			636	191
5	Bus Program Cash	800	46		
6	Promotional Gaming Credits	238,921	2,651		
7	Complimentary Cash Gifts	27,072	1,937		
8	Entertainment	12,418	60	508	35
9	Retail & Non-Cash Gifts			15,436	145
10	Parking			27,400	82
11	Other	21,347	125	7,230	72
12	Total	1,178,064	\$9,593	70,258	\$671

There are no complimentary services or items in Line 11 "Other" which exceeds 5% of that column's total

FOR THE MONTH ENDED JUNE 30, 2010

Line (a)	Description (b)	Promotional Allowances		Promotional Expenses	
		Number of Recipients (c)	Dollar Amount (d)	Number of Recipients (e)	Dollar Amount (f)
1	Rooms	29,945	\$2,777		
2	Food	271,447	1,650	40,384	216
3	Beverage	674,849	756		
4	Travel			360	108
5	Bus Program Cash	680	44		
6	Promotional Gaming Credits	243,805	2,450		
7	Complimentary Cash Gifts	45,510	928		
8	Entertainment	2,091	48	334	28
9	Retail & Non-Cash Gifts			19,103	183
10	Parking			28,272	85
11	Other	20,869	124	8,031	80
12	Total	1,289,196	\$8,777	96,484	\$700

There are no complimentary services or items in Line 11 "Other" which exceeds 5% of that column's total

Under penalties of perjury, I declare that I have examined this report, and to the best of my knowledge and belief, it is true and complete.

July 20, 2011  
DATE

  
CHRISTINA BROOME

V.P. FINANCE 7571-11

# GOLDEN NUGGET MONTHLY SCHEDULE OF PROMOTIONAL EXPENSES AND ALLOWANCES

FOR THE MONTH ENDED JUNE 30, 2011

(UNAUDITED)  
(\$ IN THOUSANDS)

AMENDED JANUARY 12, 2012

Line (a)	Description (b)	Promotional Allowances		Promotional Expenses	
		Number of Recipients (c)	Dollar Amount (d)	Number of Recipients (e)	Dollar Amount (f)
1	Rooms	10,831	\$713	0	\$0
2	Food	22,675	408	11,055	199
3	Beverage	76,527	325	0	0
4	Travel	0	0	205	51
5	Bus Program Cash	0	0	0	0
6	Promotional Gaming Credits	58,125	1,860	0	0
7	Complimentary Cash Gifts	7,842	298	0	0
8	Entertainment	280	7	0	0
9	Retail & Non-Cash Gifts	3,780	50	0	0
10	Parking	0	0	32,191	97
11	Other	2,289	8	0	0
12	Total	182,348	3,669	43,451	347

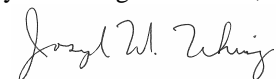
FOR THE MONTH ENDED \_\_\_\_\_, 20\_\_ (PRIOR COMPARABLE MONTH)

Line (a)	Description (b)	Promotional Allowances		Promotional Expenses	
		Number of Recipients (c)	Dollar Amount (d)	Number of Recipients (e)	Dollar Amount (f)
1	Rooms				
2	Food				
3	Beverage				
4	Travel				
5	Bus Program Cash				
6	Promotional Gaming Credits				
7	Complimentary Cash Gifts				
8	Entertainment				
9	Retail & Non-Cash Gifts				
10	Parking				
11	Other				
12	Total	0	\$0	0	\$0

Under penalties of perjury, I declare that I have examined this report, and to the best of my knowledge and belief, it is true and complete.

January 12, 2012

DATE



Joe Uhing

Casino Controller 2835.11

TITLE (LICENSE NUMBER)

# TRUMP PLAZA HOTEL CASINO MONTHLY SCHEDULE OF PROMOTIONAL EXPENSES AND ALLOWANCES

FOR THE MONTH ENDED JUNE 30, 2011

(UNAUDITED)  
(\$ IN THOUSANDS)

Line (a)	Description (b)	Promotional Allowances		Promotional Expenses	
		Number of Recipients (c)	Dollar Amount (d)	Number of Recipients (e)	Dollar Amount (f)
1	Rooms	12,503	1,154	84	8
2	Food	27,615	370		
3	Beverage	80,105	481		
4	Travel			1,103	165
5	Bus Program Cash	1,306	59		
6	Promotional Gaming Credits	101,223	3,440		
7	Complimentary Cash Gifts	21,922	645		
8	Entertainment	439	10		
9	Retail & Non-Cash Gifts	1,062	53	11,647	221
10	Parking			16,430	49
11	Other	380	9	345	23
12	Total	246,555	\$6,221	29,609	\$466

FOR THE MONTH ENDED JUNE 30, 2010

Line (a)	Description (b)	Promotional Allowances		Promotional Expenses	
		Number of Recipients (c)	Dollar Amount (d)	Number of Recipients (e)	Dollar Amount (f)
1	Rooms	13,793	\$1,087		
2	Food	44,935	684		
3	Beverage	87,827	527		
4	Travel			1,293	194
5	Bus Program Cash	1,250	62		
6	Promotional Gaming Credits	20,913	1,472		
7	Complimentary Cash Gifts	34,196	734		
8	Entertainment	1,803	56	595	24
9	Retail & Non-Cash Gifts	1,906	95	18,489	661
10	Parking			20,796	62
11	Other	760	19	782	62
12	Total	207,383	\$4,736	41,955	\$1,003

Under penalties of perjury, I declare that I have examined this report, and to the best of my knowledge and belief, it is true and complete.

July 20, 2011

DATE



Daniel McFadden

Vice President of Finance (7167-11)  
TITLE (LICENSE NUMBER)

**TRUMP TAJ MAHAL ASSOCIATES, LLC**  
**MONTHLY SCHEDULE OF PROMOTIONAL**  
**EXPENSES AND ALLOWANCES**

FOR THE MONTH ENDED JUNE 30, 2011

(UNAUDITED)  
(\$ IN THOUSANDS)

Line (a)	Description (b)	Promotional Allowances		Promotional Expenses	
		Number of Recipients (c)	Dollar Amount (d)	Number of Recipients (e)	Dollar Amount (f)
1	Rooms	61,585	\$2,593		
2	Food	63,038	1,062	3,438	219
3	Beverage	139,321	680		
4	Travel			1,879	522
5	Bus Program Cash	2,885	30		
6	Promotional Gaming Credits	190,697	4,812		
7	Complimentary Cash Gifts	91,557	2,081		
8	Entertainment	799	42	610	23
9	Retail & Non-Cash Gifts	5,874	151	20,427	146
10	Parking			38,655	116
11	Other	469	36	2,964	104
12	Total	556,225	\$11,487	67,973	\$1,130

FOR THE MONTH ENDED JUNE 30, 2010

Line (a)	Description (b)	Promotional Allowances		Promotional Expenses	
		Number of Recipients (c)	Dollar Amount (d)	Number of Recipients (e)	Dollar Amount (f)
1	Rooms	55,118	\$2,598		
2	Food	105,704	1,710	4,440	235
3	Beverage	146,380	717		
4	Travel			2,694	828
5	Bus Program Cash	32,359	766		
6	Promotional Gaming Credits	119,780	2,795		
7	Complimentary Cash Gifts	104,163	1,306		
8	Entertainment	1,683	49	1,612	171
9	Retail & Non-Cash Gifts	8,486	436	24,323	668
10	Parking			49,268	148
11	Other	590	65	3,534	120
12	Total	574,263	\$10,442	85,871	\$2,170

Under penalties of perjury, I declare that I have examined this report, and to the best of my knowledge and belief, it is true and complete.

July 20, 2011  
DATE



Vice President of Finance (7167-11)  
TITLE (License #)