

**ATLANTIC CITY CASINO INDUSTRY
PROMOTIONAL ALLOWANCES AND EXPENSES
For the Month Ended May 2011
(\$ in Thousands)**

	Monthly			Year To Date		
	Allowances	Expenses	Total	Allowances	Expenses	Total
AC Hilton	\$ 4,602	\$ 359	\$ 4,961	\$ 20,717	\$ 1,942	\$ 22,659
Bally's AC	13,171	402	13,573	59,974	2,049	62,023
Borgata	19,320	2,445	21,765	91,158	11,503	102,661
Caesars	10,443	1,275	11,718	49,864	5,381	55,245
Harrah's Marina	13,737	2,049	15,786	66,330	8,021	74,351
Resorts (a)	5,712	1,861	7,573	30,099	6,811	36,910
Showboat	9,695	240	9,935	45,697	1,169	46,866
Tropicana	8,654	705	9,359	44,349	2,988	47,337
T. Marina/Golden Nugget (b)	3,421	188	3,609	16,458	1,037	17,495
Trump Plaza	4,965	426	5,391	21,030	1,857	22,887
Trump Taj Mahal	11,569	1,183	12,752	51,041	4,590	55,631
Industry	\$ 105,289	\$ 11,133	\$ 116,422	\$ 496,717	\$ 47,348	\$ 544,065
Incr (Decr) vs. Prior Period	-0.7%	-2.0%	-0.8%	1.6%	-6.9%	0.8%

**ATLANTIC CITY CASINO INDUSTRY
PROMOTIONAL ALLOWANCES AND EXPENSES
For the Month Ended May 2010
(\$ in Thousands)**

	Monthly			Year To Date		
	Allowances	Expenses	Total	Allowances	Expenses	Total
AC Hilton	\$ 4,841	\$ 518	\$ 5,359	\$ 21,964	\$ 2,557	\$ 24,521
Bally's AC	12,389	705	13,094	61,359	2,883	64,242
Borgata	18,002	2,445	20,447	83,798	10,728	94,526
Caesars	11,465	1,587	13,052	53,110	6,435	59,545
Harrah's Marina	14,179	1,530	15,709	66,035	6,285	72,320
Resorts (a)	4,873	699	5,572	23,301	3,631	26,932
Showboat	10,839	265	11,104	48,056	1,112	49,168
Tropicana	8,796	634	9,430	41,340	2,945	44,285
Trump Marina	4,154	611	4,765	18,009	2,379	20,388
Trump Plaza	5,289	823	6,112	22,202	4,111	26,313
Trump Taj Mahal	11,152	1,540	12,692	49,745	7,807	57,552
Industry	\$ 105,979	\$ 11,357	\$ 117,336	\$ 488,919	\$ 50,873	\$ 539,792

(a) Results reflect Resorts under RIH, Inc. ownership for 2010 and under DGMB, LLC ownership for 2011.

(b) Results reflect Trump Marina through May 23, 2011 and Golden Nugget thereafter.

RIH ACQUISITIONS NJ, LLC (Atlantic City Hilton)
MONTHLY SCHEDULE OF PROMOTIONAL
EXPENSES AND ALLOWANCES

FOR THE MONTH ENDED MAY 31, 2011

(UNAUDITED)
(\$ IN THOUSANDS)

Line (a)	Description (b)	Promotional Allowances		Promotional Expenses	
		Number of Recipients (c)	Dollar Amount (d)	Number of Recipients (e)	Dollar Amount (f)
1	Rooms	19,465	\$623		
2	Food	43,724	748	2,783	41
3	Beverage	148,632	386	5,204	13
4	Travel			11,193	205
5	Bus Program Cash	2,398	41		
6	Promotional Gaming Credits	76,699	2,373		
7	Complimentary Cash Gifts	9,719	355		
8	Entertainment	2,341	59	(70)	(9)
9	Retail & Non-Cash Gifts			21	1
10	Parking				
11	Other	1,092	17	2,780	108
12	Total	304,070	\$4,602	21,911	\$359

FOR THE MONTH ENDED MAY 31, 2010

Line (a)	Description (b)	Promotional Allowances		Promotional Expenses	
		Number of Recipients (c)	Dollar Amount (d)	Number of Recipients (e)	Dollar Amount (f)
1	Rooms	22,063	\$807		
2	Food	48,826	855	1,918	29
3	Beverage	166,641	433	5,719	15
4	Travel			13,932	246
5	Bus Program Cash	21,762	545		
6	Promotional Gaming Credits	43,841	1,837		
7	Complimentary Cash Gifts	4,758	328		
8	Entertainment	414	11	19	2
9	Retail & Non-Cash Gifts			1,375	69
10	Parking				
11	Other	1,677	25	4,126	157
12	Total	309,982	\$4,841	27,089	\$518

Under penalties of perjury, I declare that I have examined this report, and to the best of my knowledge and belief, it is true and complete.

June 20, 2011
DATE



Vice President of Finance (008983-11)
TITLE (LICENSE NUMBER)

Bally's Park Place, Inc (Bally's Atlantic City)
MONTHLY SCHEDULE OF PROMOTIONAL
EXPENSES AND ALLOWANCES

FOR THE MONTH ENDED May 31, 2011

(UNAUDITED)
(\$ IN THOUSANDS)

Line (a)	Description (b)	Promotional Allowances		Promotional Expenses	
		Number of Recipients (c)	Dollar Amount (d)	Number of Recipients (e)	Dollar Amount (f)
1	Rooms	73,144	\$2,696		
2	Food	138,304	2,276		
3	Beverage	694,452	1,389		
4	Travel			838	203
5	Bus Program Cash	1,371	28		
6	Promotional Gaming Credits	84,149	5,079		
7	Complimentary Cash Gifts	18,361	1,231		
8	Entertainment	3,503	91	460	54
9	Retail & Non-Cash Gifts	9,376	260		
10	Parking				
11	Other	16,792	121	1,026	145
12	Total	1,039,452	\$13,171	2,324	\$402


FOR THE MONTH ENDED May 31, 2010

Line (a)	Description (b)	Promotional Allowances		Promotional Expenses	
		Number of Recipients (c)	Dollar Amount (d)	Number of Recipients (e)	Dollar Amount (f)
1	Rooms	68,246	\$2,530		
2	Food	158,732	2,409		
3	Beverage	746,168	1,492		
4	Travel			891	173
5	Bus Program Cash	1,287	26		
6	Promotional Gaming Credits	106,002	4,301		
7	Complimentary Cash Gifts	14,009	1,156		
8	Entertainment	1,075	48		
9	Retail & Non-Cash Gifts	8,774	323		
10	Parking				
11	Other	13,102	104	2,826	532
12	Total	1,117,395	\$12,389	3,717	\$705

Under penalties of perjury, I declare that I have examined this report, and to the best of my knowledge and belief, it is true and complete.

June 20, 2011

DATE



Karen Worman

6320-11

Vice President of Finance

BORGATA HOTEL, CASINO & SPA MONTHLY SCHEDULE OF PROMOTIONAL EXPENSES AND ALLOWANCES

FOR THE MONTH ENDED MAY 31, 2011

(UNAUDITED)
(\$ IN THOUSANDS)

Line (a)	Description (b)	Promotional Allowances		Promotional Expenses	
		Number of Recipients (c)	Dollar Amount (d)	Number of Recipients (e)	Dollar Amount (f)
1	Rooms	49,462	\$ 5,814		
2	Food	124,493	2,890	84,300	\$ 843
3	Beverage	531,141	1,726		
4	Travel			1,412	353
5	Bus Program Cash				
6	Promotional Gaming Credits	282,313	7,058		
7	Complimentary Cash Gifts	39,373	984		
8	Entertainment	10,221	409	770	77
9	Retail & Non-Cash Gifts	4,852	243	3,252	813
10	Parking				
11	Other	8,584	196	102,922	359
12	Total	1,050,439	\$ 19,320	192,656	\$ 2,445

Promotional Allowances - Other includes \$258K of Spa comps, and (\$62K) change in Comp and Slot dollars earned but not redeemed.

FOR THE MONTH ENDED MAY 31, 2010

Line (a)	Description (b)	Promotional Allowances		Promotional Expenses	
		Number of Recipients (c)	Dollar Amount (d)	Number of Recipients (e)	Dollar Amount (f)
1	Rooms	48,363	\$ 5,651		
2	Food	132,447	3,113	75,400	\$ 754
3	Beverage	576,196	1,873		
4	Travel			1,624	406
5	Bus Program Cash				
6	Promotional Gaming Credits	247,663	6,192		
7	Complimentary Cash Gifts	16,878	422		
8	Entertainment	13,670	547	150	15
9	Retail & Non-Cash Gifts	1,507	75	3,188	797
10	Parking				
11	Other	7,951	129	100,729	473
12	Total	1,044,675	\$ 18,002	181,091	\$ 2,445

Promotional Allowances - Other includes \$238K of Spa comps, and (\$109K) change in Comp and Slot dollars earned but not redeemed.

Under penalties of perjury, I declare that I have examined this report, and to the best of my knowledge and belief, it is true and complete.

June 20, 2011

DATE



HUGH TURNER

Vice President of Finance 7833-11
TITLE (LICENSE NUMBER)

BOARDWALK REGENCY CORPORATION MONTHLY SCHEDULE OF PROMOTIONAL EXPENSES AND ALLOWANCES

FOR THE MONTH ENDED MAY 31, 2011

(UNAUDITED)

(\$ IN THOUSANDS)

Line (a)	Description (b)	Promotional Allowances		Promotional Expenses	
		Number of Recipients (c)	Dollar Amount (d)	Number of Recipients (e)	Dollar Amount (f)
1	Rooms	43,794	\$1,751		
2	Food	72,807	1,684		
3	Beverage	461,769	924		
4	Travel			1,391	473
5	Bus Program Cash	34	3		
6	Promotional Gaming Credits	65,687	4,375		
7	Complimentary Cash Gifts	33,805	1,244		
8	Entertainment	1,343	128	830	122
9	Retail & Non-Cash Gifts	10,146	203		
10	Parking				
11	Other	10,797	131	24,645	680
12	Total	700,182	\$10,443	26,866	\$1,275

FOR THE MONTH ENDED MAY 31, 2010

Line (a)	Description (b)	Promotional Allowances		Promotional Expenses	
		Number of Recipients (c)	Dollar Amount (d)	Number of Recipients (e)	Dollar Amount (f)
1	Rooms	50,952	\$2,070		
2	Food	65,085	2,219		
3	Beverage	537,920	1,076		
4	Travel			1,408	526
5	Bus Program Cash				
6	Promotional Gaming Credits	70,377	3,529		
7	Complimentary Cash Gifts	23,883	2,105		
8	Entertainment	1,946	171	565	56
9	Retail & Non-Cash Gifts	8,255	165		
10	Parking				
11	Other	10,394	130	56,414	1,005
12	Total	768,812	\$11,465	58,387	\$1,587

Under penalties of perjury, I declare that I have examined this report, and to the best of my knowledge and belief, it is true and complete.

June 20, 2011

DATE



Scott Noey

Financial Controller 009094-11
TITLE (LICENSE NUMBER)

HARRAH'S CASINO HOTEL, ATLANTIC CITY MONTHLY SCHEDULE OF PROMOTIONAL EXPENSES AND ALLOWANCES

FOR THE MONTH ENDED MAY 31, 2011

(UNAUDITED)

(\$ IN THOUSANDS)

Line (a)	Description (b)	Promotional Allowances		Promotional Expenses	
		Number of Recipients (c)	Dollar Amount (d)	Number of Recipients (e)	Dollar Amount (f)
1	Rooms	49,813	\$3,979		
2	Food	125,718	2,619		
3	Beverage	178,173	1,336		
4	Travel			6,642	2,049
5	Bus Program Cash	1,182	3		
6	Promotional Gaming Credits	145,883	5,106		
7	Complimentary Cash Gifts	4,281	150		
8	Entertainment	5,113	137		
9	Retail & Non-Cash Gifts	15,580	312		
10	Parking				
11	Other	12,273	95		
12	Total	538,016	\$13,737	6,642	\$2,049

FOR THE MONTH ENDED MAY 31, 2010

Line (a)	Description (b)	Promotional Allowances		Promotional Expenses	
		Number of Recipients (c)	Dollar Amount (d)	Number of Recipients (e)	Dollar Amount (f)
1	Rooms	48,630	\$3,980		
2	Food	129,375	2,637		
3	Beverage	197,986	1,485		
4	Travel			4,623	1,530
5	Bus Program Cash	898	8		
6	Promotional Gaming Credits	119,545	4,483		
7	Complimentary Cash Gifts	14,975	1,075		
8	Entertainment	2,856	134		
9	Retail & Non-Cash Gifts	13,859	277		
10	Parking				
11	Other	11,233	100		
12	Total	539,357	\$14,179	4,623	\$1,530

Under penalties of perjury, I declare that I have examined this report, and to the best of my knowledge and belief, it is true and complete.

June 20, 2011

DATE



Scott Noey

Financial Controller 009094-11
TITLE (LICENSE NUMBER)

DGMB CASINO, LLC
MONTHLY SCHEDULE OF PROMOTIONAL
EXPENSES AND ALLOWANCES

FOR THE MONTH ENDED MAY 31, 2011

(UNAUDITED)
(\$ IN THOUSANDS)

Line (a)	Description (b)	Promotional Allowances		Promotional Expenses	
		Number of Recipients (c)	Dollar Amount (d)	Number of Recipients (e)	Dollar Amount (f)
1	Rooms	14,629	\$908		
2	Food	44,695	1,050	7,484	262
3	Beverage	79,001	528		
4	Travel			21,869	835
5	Bus Program Cash	493	49		
6	Promotional Gaming Credits	83,070	1,886		
7	Complimentary Cash Gifts	62,622	937		
8	Entertainment	15,132	345	323	40
9	Retail & Non-Cash Gifts			4,943	568
10	Parking				
11	Other	626	9	6,251	156
12	Total	300,268	\$5,712	40,870	\$1,861

FOR THE MONTH ENDED MAY 31, 2010

Line (a)	Description (b)	Promotional Allowances		Promotional Expenses	
		Number of Recipients (c)	Dollar Amount (d)	Number of Recipients (e)	Dollar Amount (f)
1	Rooms				
2	Food				
3	Beverage				
4	Travel				
5	Bus Program Cash				
6	Promotional Gaming Credits				
7	Complimentary Cash Gifts				
8	Entertainment				
9	Retail & Non-Cash Gifts				
10	Parking				
11	Other				
12	Total	0	\$0	0	\$0

Under penalties of perjury, I declare that I have examined this report, and to the best of my knowledge and belief, it is true and complete.

June 20, 2011

DATE



Lawrence J, McCabe

Director of Finance 003392-11
TITLE (LICENSE NUMBER)

ATLANTIC CITY SHOWBOAT, INC MONTHLY SCHEDULE OF PROMOTIONAL EXPENSES AND ALLOWANCES

FOR THE MONTH ENDED MAY 31, 2011

(UNAUDITED)
(\$ IN THOUSANDS)

Line (a)	Description (b)	Promotional Allowances		Promotional Expenses	
		Number of Recipients (c)	Dollar Amount (d)	Number of Recipients (e)	Dollar Amount (f)
1	Rooms	27,094	\$2,076		
2	Food	119,161	1,596		
3	Beverage	751,981	1,137		
4	Travel			530	93
5	Bus Program Cash	1,922	97		
6	Promotional Gaming Credits	133,946	4,472		
7	Complimentary Cash Gifts	1,896	72		
8	Entertainment	1,689	110	610	56
9	Retail & Non-Cash Gifts	5,024	84		
10	Parking				
11	Other	5,784	51	1,359	91
12	Total	1,048,497	\$9,695	2,499	\$240

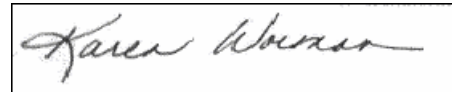
FOR THE MONTH ENDED MAY 31, 2010

Line (a)	Description (b)	Promotional Allowances		Promotional Expenses	
		Number of Recipients (c)	Dollar Amount (d)	Number of Recipients (e)	Dollar Amount (f)
1	Rooms	26,457	\$2,028		
2	Food	124,224	1,663		
3	Beverage	677,381	1,031		
4	Travel			476	83
5	Bus Program Cash	3,035	92		
6	Promotional Gaming Credits	182,681	5,193		
7	Complimentary Cash Gifts	7,345	556		
8	Entertainment	1,865	98		
9	Retail & Non-Cash Gifts	7,296	121		
10	Parking				
11	Other	6,525	57	2,422	182
12	Total	1,036,809	\$10,839	2,898	\$265

Under penalties of perjury, I declare that I have examined this report, and to the best of my knowledge and belief, it is true and complete.

June 20, 2011

DATE



Karen Worman

Vice President of Finance (6320-11)

TITLE (LICENSE NUMBER)

TROPICANA CASINO AND RESORT MONTHLY SCHEDULE OF PROMOTIONAL EXPENSES AND ALLOWANCES

FOR THE MONTH ENDED MAY 31, 2011

(UNAUDITED)
(\$ IN THOUSANDS)

Line (a)	Description (b)	Promotional Allowances		Promotional Expenses	
		Number of Recipients (c)	Dollar Amount (d)	Number of Recipients (e)	Dollar Amount (f)
1	Rooms	26,984	\$2,549		
2	Food	182,825	1,401	24,762	203
3	Beverage	694,087	743		
4	Travel			531	159
5	Bus Program Cash	253	20		
6	Promotional Gaming Credits	221,263	2,558		
7	Complimentary Cash Gifts	18,940	1,215		
8	Entertainment	6,380	34	245	27
9	Retail & Non-Cash Gifts			18,620	177
10	Parking			26,767	80
11	Other	22,893	134	5,840	59
12	Total	1,173,625	\$8,654	76,765	\$705

There are no complimentary services or items in Line 11 "Other" which exceeds 5% of that column's total.

FOR THE MONTH ENDED MAY 31, 2010

Line (a)	Description (b)	Promotional Allowances		Promotional Expenses	
		Number of Recipients (c)	Dollar Amount (d)	Number of Recipients (e)	Dollar Amount (f)
1	Rooms	33,163	\$3,153		
2	Food	290,190	1,529	24,488	158
3	Beverage	720,916	785		
4	Travel			349	105
5	Bus Program Cash	442	36		
6	Promotional Gaming Credits	238,824	2,393		
7	Complimentary Cash Gifts	44,129	684		
8	Entertainment	14,931	72	84	13
9	Retail & Non-Cash Gifts			18,636	176
10	Parking			31,621	95
11	Other	26,244	144	8,709	87
12	Total	1,368,839	\$8,796	83,887	\$634

There are no complimentary services or items in Line 11 "Other" which exceeds 5% of that column's total.

Under penalties of perjury, I declare that I have examined this report, and to the best of my knowledge and belief, it is true and complete.

June 20, 2011
DATE


CHRISTINA BROOME

V.P. FINANCE 7571-11

TRUMP MARINA HOTEL CASINO MONTHLY SCHEDULE OF PROMOTIONAL EXPENSES AND ALLOWANCES

FOR THE MONTH ENDED MAY 23, 2011

(UNAUDITED)

(\$ IN THOUSANDS)

Line (a)	Description (b)	Promotional Allowances		Promotional Expenses	
		Number of Recipients (c)	Dollar Amount (d)	Number of Recipients (e)	Dollar Amount (f)
1	Rooms	5,817	\$405		
2	Food	15,096	308		
3	Beverage	49,163	209		
4	Travel			232	65
5	Bus Program Cash	1,527	38		
6	Promotional Gaming Credits	40,905	1,328		
7	Complimentary Cash Gifts	2,620	80		
8	Entertainment			30	3
9	Retail & Non-Cash Gifts	3,523	62	3,036	45
10	Parking			22,923	69
11	Other	2,018	7	530	(13)
12	Total	120,669	\$2,437	26,751	\$169

FOR THE MONTH ENDED MAY 31, 2010

Line (a)	Description (b)	Promotional Allowances		Promotional Expenses	
		Number of Recipients (c)	Dollar Amount (d)	Number of Recipients (e)	Dollar Amount (f)
1	Rooms	11,137	\$760		
2	Food	38,191	773		
3	Beverage	91,242	388		
4	Travel			433	181
5	Bus Program Cash	2,366	57		
6	Promotional Gaming Credits	64,988	1,437		
7	Complimentary Cash Gifts	24,359	573		
8	Entertainment	147	4	22	3
9	Retail & Non-Cash Gifts	6,337	143	11,602	254
10	Parking			41,033	123
11	Other	4,551	19	1,216	50
12	Total	243,318	\$4,154	54,306	\$611

Under penalties of perjury, I declare that I have examined this report, and to the best of my knowledge and belief, it is true and complete.

June 20, 2011

DATE



Daniel McFadden

Vice President of Finance (7167-11)
TITLE (LICENSE NUMBER)

GOLDEN NUGGET MONTHLY SCHEDULE OF PROMOTIONAL EXPENSES AND ALLOWANCES

FOR THE MONTH ENDED May 31, 2011

(UNAUDITED)

(\$ IN THOUSANDS)

AMENDED JANUARY 12, 2012

Line (a)	Description (b)	Promotional Allowances		Promotional Expenses	
		Number of Recipients (c)	Dollar Amount (d)	Number of Recipients (e)	Dollar Amount (f)
1	Rooms	2,866	\$167	0	\$0
2	Food	7,446	134	0	0
3	Beverage	20,373	87	0	0
4	Travel	0	0	35	6
5	Bus Program Cash	0	0	0	0
6	Promotional Gaming Credits	13,668	569	0	0
7	Complimentary Cash Gifts	763	29	0	0
8	Entertainment	0	0	0	0
9	Retail & Non-Cash Gifts	1,472	19	0	0
10	Parking	0	0	8,805	26
11	Other	536	5	0	0
12	Total	47,124	1,010	8,840	32


FOR THE MONTH ENDED _____, 20__ (PRIOR COMPARABLE MONTH)

Line (a)	Description (b)	Promotional Allowances		Promotional Expenses	
		Number of Recipients (c)	Dollar Amount (d)	Number of Recipients (e)	Dollar Amount (f)
1	Rooms				
2	Food				
3	Beverage				
4	Travel				
5	Bus Program Cash				
6	Promotional Gaming Credits				
7	Complimentary Cash Gifts				
8	Entertainment				
9	Retail & Non-Cash Gifts				
10	Parking				
11	Other				
12	Total	0	\$0	0	\$0

Under penalties of perjury, I declare that I have examined this report, and to the best of my knowledge and belief, it is true and complete.

January 12, 2012

DATE



Joe Uhing

Casino Controller 2835.11

TITLE (LICENSE NUMBER)

TRUMP PLAZA HOTEL CASINO MONTHLY SCHEDULE OF PROMOTIONAL EXPENSES AND ALLOWANCES

FOR THE MONTH ENDED MAY 31, 2011

(UNAUDITED)
(\$ IN THOUSANDS)

Line (a)	Description (b)	Promotional Allowances		Promotional Expenses	
		Number of Recipients (c)	Dollar Amount (d)	Number of Recipients (e)	Dollar Amount (f)
1	Rooms	11,719	1,176	21	2
2	Food	26,191	363		
3	Beverage	77,059	462		
4	Travel			715	107
5	Bus Program Cash	435	29		
6	Promotional Gaming Credits	74,496	2,150		
7	Complimentary Cash Gifts	25,030	698		
8	Entertainment			160	6
9	Retail & Non-Cash Gifts	1,497	75	9,682	203
10	Parking			38,874	117
11	Other	473	12	455	(9)
12	Total	216,900	\$4,965	49,907	\$426

FOR THE MONTH ENDED MAY 31, 2010

Line (a)	Description (b)	Promotional Allowances		Promotional Expenses	
		Number of Recipients (c)	Dollar Amount (d)	Number of Recipients (e)	Dollar Amount (f)
1	Rooms	14,694	\$1,140		
2	Food	45,677	714		
3	Beverage	87,633	526		
4	Travel			1,090	164
5	Bus Program Cash	1,193	58		
6	Promotional Gaming Credits	22,365	1,769		
7	Complimentary Cash Gifts	34,742	900		
8	Entertainment	1,293	39	87	3
9	Retail & Non-Cash Gifts	2,400	120	19,287	545
10	Parking			20,557	62
11	Other	907	23	702	49
12	Total	210,904	\$5,289	41,723	\$823

Under penalties of perjury, I declare that I have examined this report, and to the best of my knowledge and belief, it is true and complete.

June 20, 2011

DATE



Daniel McFadden

Vice President of Finance (7167-11)
TITLE (LICENSE NUMBER)

TRUMP TAJ MAHAL ASSOCIATES, LLC
MONTHLY SCHEDULE OF PROMOTIONAL
EXPENSES AND ALLOWANCES

FOR THE MONTH ENDED MAY 31, 2011

(UNAUDITED)
(\$ IN THOUSANDS)

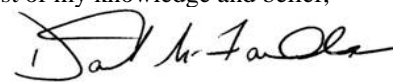
Line (a)	Description (b)	Promotional Allowances		Promotional Expenses	
		Number of Recipients (c)	Dollar Amount (d)	Number of Recipients (e)	Dollar Amount (f)
1	Rooms	34,574	\$2,627		
2	Food	72,561	1,259	3,728	227
3	Beverage	157,620	787		
4	Travel			1,851	513
5	Bus Program Cash	2,683	23		
6	Promotional Gaming Credits	228,971	4,567		
7	Complimentary Cash Gifts	110,659	2,067		
8	Entertainment			244	28
9	Retail & Non-Cash Gifts	6,162	186	22,371	300
10	Parking			41,921	126
11	Other	767	53	3,960	(11)
12	Total	613,997	\$11,569	74,075	\$1,183

FOR THE MONTH ENDED MAY 31, 2010

Line (a)	Description (b)	Promotional Allowances		Promotional Expenses	
		Number of Recipients (c)	Dollar Amount (d)	Number of Recipients (e)	Dollar Amount (f)
1	Rooms	52,065	\$2,775		
2	Food	107,147	1,767	4,432	234
3	Beverage	166,151	810		
4	Travel			2,598	582
5	Bus Program Cash	32,206	788		
6	Promotional Gaming Credits	129,857	2,938		
7	Complimentary Cash Gifts	106,674	1,618		
8	Entertainment	489	13	143	36
9	Retail & Non-Cash Gifts	8,870	374	23,253	480
10	Parking			47,260	142
11	Other	691	69	3,698	66
12	Total	604,150	\$11,152	81,384	\$1,540

Under penalties of perjury, I declare that I have examined this report, and to the best of my knowledge and belief, it is true and complete.

June 20, 2011
DATE



Vice President of Finance (7167-11)
TITLE (License #)