



New Jersey Career Assistance Navigator (NJCAN) Introduction

Based on the Webinar Training June 11th, 2014

**Laurie Harrington, John J. Heldrich Center for Workforce Development, Rutgers University
Becky Kelleman, Rutgers University**

ABOUT US

WHAT'S NEW

PRODUCTS

TECH SUPPORT



1. In order to get to this website, type in www.njcan.org into your web browser. It will redirect you to this website

Welcome to The New Jersey Career Assistance Navigator (NJCAN), the state's free web-based career guidance system. NJCAN is designed to support lifelong career exploration and career planning through easy to use, straightforward search and sorting utilities, and an online portfolio for saving information from all system components.

If your school or organization would like to create an account, please contact the NJ Department of Education at

CAN Login **NJ Resident**

Log in below with ANY of your NJCAN account usernames or passwords.

Username:

Password:

Sign in

[Forgot your username or password?](#)

2. From here, you will enter the username and password that your One Stop Career Center offered



PLAN

ASSESSMENTS

OCCUPATIONS

EDUCATION

EMPLOYMENT

MY PORTFOLIO

Search



Get Started

- Use these tools to manage your career development.
- Learn more about yourself and create a career plan.
- Map your high school classes.

[View](#)

Learn about Myself

- Answer questions about yourself and connect to occupations that may interest you.

[View](#)



Edit Image

Becky

[My Portfolio »](#)



As soon as you log on, you will be greeted by your portfolio. Notice how my name appears in the text box to the left.

We are going to navigate through the website using the above tool bar. Notice how we are located on the home page. The next link we are going to select is **PLAN**



Becky
My Portfolio »
Edit Image

Get Started +

- Use these tools to manage your career development.
- Learn more about yourself and create a career plan.
- Map your high school classes.

[View](#)

Learn about Myself +

- Answer questions about yourself and connect to occupations that may interest you.

[View](#)



1 2 3 4 5



PLAN

ASSESSMENTS

OCCUPATIONS

EDUCATION

EMPLOYMENT

MY PORTFOLIO

Search



Plan Your Future

Learn more about yourself, plan your education, and create a career plan.

Map your high school classes.

[Learn more](#)

How do I create a career plan?

→ Career Plan

How do I plan my courses?

Course Planner

create a career plan.

With your mouse above **PLAN**, a drop down menu opens. We are prompted by two questions. For this introduction, please select "Career Plan".





PLAN

ASSESSMENTS

OCCUPATIONS

EDUCATION

EMPLOYMENT

MY PORTFOLIO

Search



Career Plan

Getting Started

Looking Deeper

Next Steps

Writing Worksheet

Report

What is Career Plan?

High school is a time to explore and prepare. Thinking about what you want from high school and taking concrete steps to achieve your goals will help you reach your dreams.

Career Plan helps you learn more about yourself, research and evaluate your options, set and update goals, and make plans to assure your success. Whether you want to go to college, get a job, or follow some other pathway, the journey will be more rewarding if you follow some simple steps.

Career Plan is organized into three levels of activities:

- [Getting Started](#) - Activities for you to use to begin your plan, typically grades 8-9.
- [Looking Deeper](#) - Activities to help you expand and update your plan as you explore your dreams, typically grades 10-11.
- [Next Steps](#) - Activities that focus on getting ready for your life and learning after high school, typically grade 12.

Each level contains five sections with activities that help you answer some reflection questions posed in the section. Your answers to the questions create your plan. The five sections portrayed on the logo to the right are:

- Know Myself - activities to help you better know yourself
- Research Options - activities to help you research occupations and training options
- Evaluate Options - activities to help you weight your options
- Set Goals - activities to help you set personal, academic and career goals, and
- Make Plans - activities to support your career and life planning.

You will repeat these five sections within each level, thus the arrows of the logo form a circle. As you grow and change, the world changes around you, and the goals you hold may need amending. Be open to change and be thoughtful in your planning to keep the doors to your future open.

A final reminder - Life is not a destination so enjoy your journey.

Notice, this link brings us to the “Career Plan” for the High School website. This page explains what a career plan is as well as provides a suggested implementation framework of activities. See, there are activities for 8th-12th grades. Let’s select “Getting Started”.

We do have a website for middle school aged children as well.



PLAN

ASSESSMENTS

OCCUPATIONS

EDUCATION

EMPLOYMENT

MY PORTFOLIO

Search



Career Plan

Getting Started

Looking Deeper

Next Steps

Writing Worksheet

Report

Print

Know Myself

Research Options

Evaluate Options

Set Goals

Make Plans

Getting Started

You are beginning an exciting process! This is the first step to your future. The life skills you develop by completing this set of activities will prove useful to you throughout your lifetime.

Begin by clicking the Know Myself button on the left. Complete the activities listed there, then work your way down each button and activity. When you complete all of these activities, you will be ready for the next level, Looking Deeper.



“Getting Started” gives us an introduction to the process of the career plan. On the left side of the page is the topics list. This list is very common on NJCAN and helps to navigate the website. We are going to select “Know Myself” to view the framework for the activities on NJCAN.



Know Myself

Research Options

Evaluate Options

Set Goals

Make Plans

Getting Started - Know Myself

These activities will help you better understand yourself in career-related ways. Complete the activities below in the order presented. Follow the instructions in the worksheets and use the CIS components described in the instructions to complete each activity.

Data, People, Things Checklist [PDF] [W]

→ *Thinking about Myself* [PDF] [W]

Reality Check [PDF] [W]

Career Cluster Inventory [PDF] [W]

CIS Component: [Reality Check](#), [Career Cluster Inventory](#), [Occupations](#)

After you complete each activity, enter your thoughts about what you learned in the associated reflection box below:

What do you know about yourself - your characteristics, interests and preferences?

Example: I am an energetic people person. I love animals. I care about doing well in school.

Last saved on 12/26/2013 - word count: 23 ^{ABC} ✓

Thursday, December 26, 2013

I am energetic, outgoing, people-oriented, friendly person. I strive for excellence. I try my best at everything I do.

Save Information

Insert Today's Date

What did you learn about yourself from the career assessments you used?

Example: I am a "Social" type; lots of human services jobs match me well.

Last saved on 12/26/2013 - word count: 25 ^{ABC} ✓

The activities always begin with an introduction of its purpose, followed by a pdf and word document that can be used as handouts during classroom instruction.

Let's take a look at one of the activities: Thinking about Myself. I am going to select the pdf version.

Thinking about Myself

This worksheet will help you name the things you are good at, the things you enjoy, and the things that make you special. These characteristics are called strengths, talents, and interests. You can use these characteristics in school and in the world of work.



Instructions:

1. Print and complete this worksheet as fully as you can.
2. Be honest in your answers. Your answers will help you learn about yourself so that you can make good choices and decisions for your future.

A pdf document opens with instructions describing how to complete the activity. Once again, we do encourage these activities to be done within the classroom or with a guidance counselor.

RELATED INFORMATION

In addition to my family, adults who are important to me include _____

Home
PLAN
ASSESSMENTS
OCCUPATIONS
EDUCATION
EMPLOYMENT
MY PORTFOLIO

Q

Career Plan

Getting Started

Looking Deeper

Next Steps

Writing Worksheet

Report

Know Myself

Research Options

Evaluate Options

Set Goals

Make Plans

Getting Started - Know Myself

These activities will help you better understand yourself in career-related ways. Complete the activities below in the order presented. Follow the instructions in the worksheets and use the CIS components described in the instructions to complete each activity.

Data, People, Things Checklist [📄] [📝]

Thinking about Myself [📄] [📝]

Reality Check [📄] [📝]

Career Cluster Inventory [📄] [📝]

CIS Component: [Reality Check](#), [Career Cluster Inventory](#), [Occupations](#)

After you complete each activity, enter your thoughts about what you learned in the associated reflection box below:

What do you know about yourself - your characteristics, interests and preferences?

Example: I am an energetic people person. I love animals. I care about doing well in school.

Last saved on 12/26/2013 - word count: 23 ABC ✓

Thursday, December 26, 2013

I am energetic, outgoing, people-oriented, friendly person. I strive for excellence. I try my best at everything I do.

Save Information
Insert Today's Date

What did you learn about yourself from the career assessments you used?

Example: I am a "Social" type; lots of human services jobs match me well.

Last saved on 12/26/2013 - word count: 25 ABC ✓

After completing these activities,, students can then enter and save their personal reflections in the text boxes below.

**This is also very helpful for guidance counselors working with students who have IEPs as it provides insights to students interests and preferences.

10



PLAN

ASSESSMENTS

OCCUPATIONS

EDUCATION

EMPLOYMENT

MY PORTFOLIO

Search



Assessments

Answer questions about yourself and connect to occupations that may interest you.

[Learn more](#)

What are my interests?

Career Cluster Inventory
Interest Profiler

What skills and work values are important to me?

SKILLS
Work Importance Locator

How will my career choice affect my future?

Could This Be Your Life?
Reality Check

How do I link assessment results taken outside CIS to occupations?

Assessment Link

Let's move forward to assessments now. Hold your mouse over the **ASSESSMENTS**. The first thing we are going to look at is the "Career Cluster Inventory"

Reality Check [📄] [📄]

Career Cluster Inventory [📄] [📄]

CIS Component: Reality Check, Career Cluster Inventory, Occupations

After you complete each activity, enter your thoughts about what you learned in the associated reflection box below:

What do you know about yourself - your characteristics, interests and preferences?

Example: I am an energetic people person. I love animals. I care about doing well in school.

Last saved on 12/26/2013 - word count: 23



CAREER CLUSTER INVENTORY - GETTING STARTED

Español Restore

We have the ability to translate this page into Spanish; which is particularly helpful for those working within a Spanish-speaking population.

Does Career Cluster Inventory tell you what you can be or should be? NO!
 No software can do that. Only YOU can decide what to do with your life.

Career Cluster Inventory can help you narrow down your choices. Here, you rate 80 activities on how much you think you would enjoy doing them. Most of these activities are things you have done before. Think back to when you did the activity (for example, asking someone to sponsor you in a walk-a-thon). Did you like asking that person to donate money? Rate that item for how much you liked it.

Some of the activities are things you have not done before. For each activity, take a minute to imagine doing it. For example, what would it be like to act in a school play? Would you like it? Would you dislike it? Not sure?

The response choices are:

- Like very much
- Like
- Dislike
- Not sure

NOTE: Your results will be saved automatically when you reach the Scores page. To add personal comments, click on the **Save** option. If you need to log off before rating all the activities, be sure and **Save** what you have completed.

[Rate the activities](#)

The Career Cluster Inventory is an inventory of 80 different activities that students will rate based on their preferences. The results will help identify career clusters students may be interested in. Let's "Rate the activities"

[Home](#)
[PLAN](#)
[ASSESSMENTS](#)
[OCCUPATIONS](#)
[EDUCATION](#)
[EMPLOYMENT](#)
[MY PORTFOLIO](#)

CAREER CLUSTER INVENTORY

[Español](#)
[Save](#)

1. Go fishing. [? Explain](#)

[Like Very Much](#)
[Like](#)
[Not sure](#)
[Dislike](#)

80 remaining

Students, generally, have been exposed to many of the activities listed. From here, they have the option to select their preference as well as the ability to save the inventory at any time, especially if they have not finished it in the time period allotted.



PLAN

ASSESSMENTS

OCCUPATIONS

EDUCATION

EMPLOYMENT

MY PORTFOLIO

Search



CAREER CLUSTER INVENTORY

[Español](#)

[Save](#)

1. Go fishing.

[? Explain](#)

Like
Very Much

Like

Not sure

Dislike

1. Go fishing.

Involves: patience and willingness to be outside for long periods. Do you like exploring nature? Do you watch for animals when you are outdoors? Have you ever been to a fish hatchery? If you enjoy doing these things, classes in biology and agriculture may be right for you.

[Close](#)

When you select the [Explain](#) link, a window will open sharing information regarding the activity, such as skills and abilities, asking relevant questions to gauge interest, and even suggesting high school classes for students who are interested!

CAREER CLUSTER INVENTORY - SCORES

[Español](#)
[Save](#)
[Print](#)

Career Clusters		Score
Architecture and Construction		8
Hospitality and Tourism		8
Arts, Audio/Visual Technology, and Communications		6
Health Science		6
Law, Public Safety, Corrections, and Security		6
Transportation, Distribution, and Logistics		6
Agriculture, Food, and Natural Resources		5
Human Services		5
Education and Training		4
Government and Public Administration		4
Marketing		4
Science, Technology, Engineering, and Mathematics		4
Business Management and Administration		2
Finance		2
Information Technology		2
Manufacturing		0

Let's take a look at our results. After answering all 80 activities, this is my score. We encourage students to take this more than once a year; as they take more classes their interests and preferences may change and this will be reflected in their results.

Notice how the clusters are all blue. This means we can select any cluster and begin exploration. Let's start with my number 1 choice "Architecture and Construction".

The screenshot shows the Rutgers Career Center website. At the top, there is a navigation bar with tabs for 'PLAN', 'ASSESSMENTS', 'OCCUPATIONS', 'EDUCATION', 'EMPLOYMENT', and 'MY PORTFOLIO'. A red arrow points to the 'OCCUPATIONS' tab. Below this is a search bar and a secondary navigation bar with buttons for 'Choosing Occupations', 'Clusters Index', 'Titles Index', 'Compare', 'Search', and 'Filter'. The main content area is titled 'ARCHITECTURE AND CONSTRUCTION' and includes 'Save' and 'Print' buttons. On the left, there is a sidebar with sections: 'Topics' (Overview, Pathways, Skills, Helpful high school courses, Level of education and earnings, Employment and outlook, Additional resources), 'Related Information' (Occupations, Programs of Study), and 'Videos' (View Video). A red arrow points to the 'Occupations' link in the 'Related Information' section. The main content area has an 'Overview' section with several questions and paragraphs of text. At the bottom right, there is a red-bordered box containing explanatory text.

Now we begin our exploration. Notice, how on the top tool bar we have been redirected to occupations?

Here, we are provided with an overview of the career cluster. What will be most interesting to us, is the types of occupations in this cluster (though programs of study might be helpful too) Let's take a look at "Occupations".



PLAN

ASSESSMENTS

OCCUPATIONS

EDUCATION

EMPLOYMENT

MY PORTFOLIO

Search



Occupations

Choosing Occupations

Clusters Index

Titles Index

Compare


Search

Filter

ARCHITECTURE AND CONSTRUCTION



Save



Print

Topics

- [Overview](#)
- [Pathways](#)
- [Skills](#)
- [Helpful high school courses](#)
- [Level of education and earnings](#)
- [Employment and outlook](#)
- [Additional resources](#)

Related Information

- [Occupations](#)
- [Programs of Study](#)

Videos

- [View Video](#)

Occupations

The occupations listed below are similar to the occupation you are currently exploring. The occupations may have similar work duties, use similar skills, be in the same career ladder, have a similar level of education, or be related in another way.

Occupations

- [Architects](#)
- [Boilermakers](#)
- [Bricklayers and Stonemasons](#)
- [Cabinetmakers](#)
- [Carpenters](#)
- [Cement Masons](#)
- [Commercial Divers](#)
- [Construction and Well Drillers](#)
- [Construction Helpers](#)
- [Construction Managers](#)
- [Cost Estimators](#)
- [Drafters](#)
- [Drywall Finishers](#)
- [Drywall Installers](#)
- [Electrician Helpers](#)
- [Electricians](#)
- [Elevator Installers and Repairers](#)
- [Energy Auditors](#)
- [Explosives Workers](#)
- [Fence Builders](#)
- [Floor and Carpet Layers](#)
- [Floor Sanding Machine Operators](#)
- [General Construction Workers](#)
- [Glaziers](#)
- [Hazardous Material Workers](#)
- [Heating and Cooling System Mechanics](#)
- [Highway Maintenance Workers](#)
- [Insulation Installers](#)
- [Interior Designers](#)
- [Janitors](#)
- [Landscape Architects](#)



One of the challenges students face is their limited exposure to occupations available. Oftentimes, we will hear students say they want to be a doctor, nurse, teacher, professional athlete, or singer, but we know that is not a possibility for all students.

This is the first step in helping our students look outside their limited field of vision into other options based on their interests.

Let's take a look at what glaziers do!

GLAZIERS

[★ Save](#)
[Print](#)

Topics

- Overview
- Task list
- Common work activities
- Working conditions
- Physical demands
- Skills and abilities
- Knowledge
- Preparation
- Helpful high school courses
- Hiring practices
- Wages
- Employment and outlook
- Interests
- Advancement opportunities
- References

Related Information

- Occupations
- Programs of Study
- Industries
- US jobs
- WIA Eligible Training Providers

Real World Interviews

- Glazier

Videos

- View Video

Overview

Glaziers install windows and mirrors in homes and other buildings. They may install new glass or repair broken panes.

Glaziers prefer to cut glass in the shop rather than at the job site. Glaziers put uncut glass on a cutting table and measure the cutting line. They use a glass-cutting tool with a hard wheel to mark the cut line. By pressing the cutter's wheel firmly on the glass, glaziers cut (score) into the surface of the glass. By pressing on the shorter end of the glass, glaziers break it along the score line. Once the glass is cut, glaziers may cut and apply anti-glare film to reduce glare.

Transporting cut glass to the work site takes care. Glaziers use a delivery truck designed to safely transport glass. They use suction cups to move it to the truck. If the glass is large, glaziers use a crane to load it onto a truck. When they transport mirrors, glaziers cover them with protective coverings so they are not damaged. At the job site, glaziers unload the glass and equipment they will need for installation.

To install mirrors, glaziers cut and attach mounting strips or moldings to the wall. They use a plumb-line and level to make sure everything is lined up correctly. They secure the mirror with metal clips, moldings, bolts, or other devices.

To install a pane of glass, glaziers put the glass on a bed of putty to hold the glass in the frame. They secure the glass with clips or bolts. The process for installing



View Video

At a glance

- Install windows, mirrors, shower doors, and decorative glass
- Provide a service to customers, but usually work alone
- Work both indoors and outdoors
- Most train through apprenticeship programs
- Some train on the job
- Sometimes wear safety gear
- Earn \$41,730 per year (New Jersey median)

You will notice there is an overview provided about what glaziers do. We can view a video to see “A day in the life”, even read a real world interview! “At a glance” provides essential information about this occupation.

There is also a “Topics” list with helpful information.

Let’s take a look at “Preparation”

Occupations

Choosing Occupations

Clusters Index

Titles Index

Compare

Search

Filter

GLAZIERS

Topics

- Overview
- Task list
- Common work activities
- Working conditions
- Physical demands
- Skills and abilities
- Knowledge
- **Preparation**
- Helpful high school courses
- Hiring practices
- Wages
- Employment and outlook
- Interests
- Advancement opportunities
- References

Related Information

- Occupations
- Programs of Study
- Industries
- 🌐 US jobs
- 🌐 WIA Eligible Training Providers

Real World Interviews

- 🗨 Glazier

Videos

- 📺 View Video

Preparation

To work as a glazier, you typically need to:

- have a high school diploma or GED; and
- complete an apprenticeship program.

Education after high school

Most glaziers learn their skills through apprenticeship training programs. Un- non-union apprenticeship programs are available. Admission to apprenticeship programs is competitive. To apply for an apprenticeship, you must:

- have a high school diploma or GED;
- be at least 18 years old; and
- be in good physical condition.

Apprenticeship programs usually consist of four years of on-the-job training are paid for the time you spend on the job. In addition, each year you receive at least 144 hours of classroom training.

To learn about specific apprenticeship opportunities in your area, consult the Department of Labor State Apprenticeship Information website at: <http://www.doleta.gov/OA/sainformation.cfm>

You can prepare for an apprenticeship by taking courses at a professional-technical or two-year school. Courses in general math and drafting prepare students to enter apprenticeship programs. However, these courses are not required to apply for an apprenticeship.

On-the-job training

Some glaziers receive informal on-the-job training from an experienced worker. Trainees usually begin as helpers. They learn to measure, score, cut, and install glass. On-the-job training lasts several years.

“Preparation” helps us understand what we need to do in order to become a glazier. Notice, typically glaziers need a high school diploma/GED and complete an apprenticeship program. If I did not know what that was, there is a link right on this page for apprenticeship opportunities.

This is also a great resource for teachers and counselors who help students create a career path.

Now let’s take a look at “Wages”

GLAZIERS

Topics

- [Overview](#)
- [Task list](#)
- [Common work activities](#)
- [Working conditions](#)
- [Physical demands](#)
- [Skills and abilities](#)
- [Knowledge](#)
- [Preparation](#)
- [Helpful high school courses](#)
- [Hiring practices](#)
- Wages**
- [Employment and outlook](#)
- [Interests](#)
- [Advancement opportunities](#)
- [References](#)

Related Information

- [Occupations](#)
- [Programs of Study](#)
- [Industries](#)
- [US jobs](#)
- [WIA Eligible Training Providers](#)

Real World Interviews

- [Glazier](#)

Videos

- [View Video](#)

Wages

Glaziers (SOC 47-2121)

Location	Pay Period	25%	Median	75%
		New Jersey	Hourly	\$15.78
	Yearly	\$32,820	\$41,730	\$76,240
Atlantic City	Hourly	\$10.54	\$11.68	\$21.88
	Yearly	\$21,930	\$24,290	\$45,500
Camden Metro Area	Hourly	\$17.35	\$33.22	\$40.83
	Yearly	\$36,090	\$69,100	\$84,930
Newark-Union Metro Area	Hourly	\$16.41	\$22.89	\$39.57
	Yearly	\$34,120	\$47,620	\$82,300
New York-White Plains-Wayne (NY-NJ)	Hourly	\$14.23	\$18.87	\$22.70
	Yearly	\$29,610	\$39,240	\$47,210
Philadelphia (PA)	Hourly	\$17.63	\$20.54	\$22.93
	Yearly	\$36,670	\$42,730	\$47,690
United States	Hourly	\$14.73	\$18.08	\$23.21
	Yearly	\$30,640	\$37,610	\$48,270

The minimum wage in New Jersey is \$7.25 per hour. For some occupations the reported wages are less than this amount. This is because the wage information was collected before the minimum wage was raised to its current rate.

Glaziers who belong to a union usually earn higher wages. Pay for apprentices normally begin at half the rate of experienced workers and increase every six months. Glaziers may work less when weather is bad or construction activity is slow. Thus, they may have lower wages during the winter months.

Benefits may include health insurance and paid vacation days. Some unions offer retirement plans.

For some occupations we can see the breakdown of wages by county, for others it will be by state, depending on the data. We also give the overall wage from the US. There is additional information below that discusses other things we may be interested in regarding wages.

Now, click on “Employment and outlook”

GLAZIERS



Topics

- [Overview](#)
- [Task list](#)
- [Common work activities](#)
- [Working conditions](#)
- [Physical demands](#)
- [Skills and abilities](#)
- [Knowledge](#)
- [Preparation](#)
- [Helpful high school courses](#)
- [Hiring practices](#)
- [Wages](#)
- [Employment and outlook](#)
- [Interests](#)
- [Advancement opportunities](#)
- [References](#)

Related Information

- [Occupations](#)
- [Programs of Study](#)
- [Industries](#)
- [US.jobs](#)
- [WIA Eligible Training Providers](#)

Real World Interviews

- [Glazier](#)

Videos

- [View Video](#)

Employment and outlook

The table below provides information about the number of workers in this occupation in various regions. It also provides information about the expected growth rate and future job openings.

Location	Employment	&	Growth	→	Annual openings
			-30% _ 0% _____ 70%		
New Jersey	Small	&	This occupation All occupations	→	Moderate
United States	Small	&	This occupation All occupations	→	Moderate
			-30% _ 0% _____ 70%		

[View number version](#)

Employment

Major employers:

- Glass installation contractors
- Windows stores
- Automotive repair shops
- Window manufacturers

Outlook

Increased demand for glass exteriors will result in more jobs for glaziers. This is due to the improved energy efficiency of glass windows. In addition, many people will replace their existing windows for security reasons. Specialized safety glass will be used to protect against hurricanes, especially in commercial and government buildings. Some people will remodel their homes and add additional windows, sunrooms, and skylights.

Job openings vary with construction activity, apprenticeship openings, and weather conditions. Employment should be highest in cities where there are larger buildings with more windows.

“Employment and outlook” informs about occupation growth and the number of prospective jobs in the future.

This information is offered graphically as well as numerically. Click on the “View number version” link now.



GLAZIERS

Topics

- Overview
- Task list
- Common work activities
- Working conditions
- Physical demands
- Skills and abilities
- Knowledge
- Preparation
- Helpful high school courses
- Hiring practices
- Wages
- Employment and outlook**
- Interests
- Advancement opportunities
- References

Related Information

- Occupations
- Programs of Study
- Industries
- US.jobs
- WIA Eligible Training Providers

Real World Interviews

- Glazier

Videos

- View Video

Employment and outlook

The table below provides information about the number of workers in the occupation in various regions. It also provides information about the expected growth rate and future job openings.

Location	Employment	&	Growth		>>>>	Annual openings
			This occupation	All occupations		
New Jersey	1,050	&	33.3%	7.7%	>>>>	80
United States	41,900	&	42.2%	14.3%	>>>>	3,340

View graphic version

Select different states

Employment

Major employers:

- Glass installation contractors
- Windows stores
- Automotive repair shops
- Window manufacturers

Outlook

Increased demand for glass exteriors will result in more jobs for glaziers due to the improved energy efficiency of glass windows. In addition, many will replace their existing windows for security reasons. Specialized safety glass will be used to protect against hurricanes, especially in commercial and government buildings. Some people will remodel their homes and add additional windows, sunrooms, and skylights.

Job openings vary with construction activity, apprenticeship openings, and weather conditions. Employment should be highest in cities where there are larger buildings with more windows.

This table tells us there are currently 1,050 working as glaziers in NJ, and every year there are about 80 openings.

This is a very helpful tool when looking at professional athletes and artists for students.

Now let's go back to our **Assessments** like on our tool bar, and select the "Reality Check"



PLAN

ASSESSMENTS

OCCUPATIONS

EDUCATION

EMPLOYMENT

MY PORTFOLIO

Search



REALITY CHECK

Español

Restore

After you finish school, you will need to work to pay for housing, food, clothes, transportation, and other items. Find out how much money you will need to earn to cover your expenses. Then find out which occupations will support this lifestyle.

Get a Reality Check

Don't know how much money you will need to earn in the future? Don't know which occupation to choose? No problem.

Get a Reality Check

Future Salary

Already know how much money you want to earn? Great. Enter the amount to get information on which occupations pay that much or more.

Example: 45000

Future Salary

Occupation Direct

Already know which occupation you want to pursue? Click here to find out how much you can buy with the salary you will earn in your chosen occupation.

Occupation Direct

Once here, you will select "Get a Reality Check".

This tool helps students to understand what their approximate cost of living will be after they graduate high school or college.



PLAN

ASSESSMENTS

OCCUPATIONS

EDUCATION

EMPLOYMENT

MY PORTFOLIO

Search



REALITY CHECK

◀
▶

City or Region Previous Next

Different areas have different living expenses. Where do you plan to live after you graduate? Big city? Small town? Close to home? Select the place you want to live from the drop-down list. Then click Next in the upper-right corner of the screen.

Choose a City or Region



The first question students will be prompted with is: where do you plan to live after you graduate. Once students select a region, they will select the "Next" link at the top of the page.



PLAN

ASSESSMENTS

OCCUPATIONS

EDUCATION

EMPLOYMENT

MY PORTFOLIO

Search



REALITY CHECK

Start Over

Save


Save as New

Your Expenses for Philadelphia (PA)


Monthly Total	3335
Housing	1120
Utilities	
Electricity	115
Heating	155
Phone	0
Cable	75
Internet	45
Cell Phone	70
Food	380
Transportation	620
Clothes	150
Health	50
Entertainment	125
Personal Care	100
Miscellaneous	250
Student Loans	80
Savings	0

ENTERTAINMENT


Having a good time doesn't have to cost a lot of money, but many activities do. You decide how much money you will spend each month. Select one of the options or enter your own amount.




● Make my own fun - \$50




● Mainly hang out - \$100




● Hang out & go out - \$125



● Mainly go out - \$175



● Let's go out! - \$200



● Enter

Students will be prompted about utilities, cell phones, eating habits, transportation preferences and much more.

You will notice a tally of all expenses populating on the left side of the screen. This is your monthly budget.



PLAN

ASSESSMENTS

OCCUPATIONS

EDUCATION

EMPLOYMENT

MY PORTFOLIO

Search



REALITY CHECK

Start Over

Save

Save as New

Print

Below are the amounts for the items you have selected. Now that you know how much your expenses will be, the next step is to find out which occupations will pay you the salary you will need to afford your lifestyle. [Previous](#) [Next](#)

Your Monthly Expenses	Philadelphia (PA)
Housing	\$1,120.00
Utilities	\$460.00
Food	\$380.00
Transportation	\$620.00
Clothes	\$150.00
Health Care	\$50.00
Entertainment	\$125.00
Personal Care	\$100.00
Miscellaneous	\$250.00
Student Loans	\$80.00
Savings	\$0.00
Monthly Expenses	\$3,335.00
Annual Expenses	\$40,020.00
Federal Taxes	\$9,143.00
State Taxes	\$3,695.00
Annual Salary Needed	\$52,858.00



Family Costs

Find out the additional monthly expenses of having a family.

Once you have completed the Reality Check, your monthly budget will populate into an annual salary needed. The items in blue can be changed (i.e. clothes, savings, food) those in red cannot (taxes)

At the bottom, family cost help us to understand how much it will cost per month on average, to have a baby.

Let's continue. Select "Next".



PLAN

ASSESSMENTS

OCCUPATIONS

EDUCATION

EMPLOYMENT

MY PORTFOLIO

Search



REALITY CHECK

Start Over

Save

Save as New

Occupations

[Previous](#)

Now that you know how much you want to spend each year, it's time to find an occupation that will pay you enough money to cover your expenses.

The city or region you selected: **Philadelphia (PA)**

Annual Salary Needed: **\$52,858.00**

Results

These occupations meet your education and occupation cluster preferences and pay enough to meet your annual salary requirements. Click on an occupation to view a brief summary including preparation requirements and wage information.

Philadelphia (PA) 4 occupations

Construction Managers
 Cost Estimators
 Landscape Architects
 Surveyors

To find occupations at the state and/or national level that fit your budget and meet your preferences click the check boxes. Please note: a few occupations may not appear on city or state lists because no wage data is available for that area.

- State
- United States

Select

After entering our educational goal and preferred career cluster, the next page will show us in which occupations we can afford to live our preferred lifestyle.

Let's select Surveyors.



PLAN

ASSESSMENTS

OCCUPATIONS

EDUCATION

EMPLOYMENT

MY PORTFOLIO

Search



REALITY CHECK

Start Over

Save

Save as New

Print

Previous

Surveyors

Surveyors measure and map land, air space, and water boundaries.

- Determine official boundaries for land, air, and water
- Direct the work of survey parties
- Often use Global Positioning System (GPS)
- Work both indoors and outdoors
- May work longer hours in the summer
- Have a bachelor's degree
- Need a license
- About 14 percent are self-employed

Pay Period	Median Wages		
	Philadelphia (PA)	State	United States
Hourly	\$26.52	\$31.51	\$27.04
Yearly	\$55,160	\$65,540	\$56,230

Surveyors wage source: Soc 17-1022 (Surveyors)

For more information, see Surveyors.

This page provides information for surveyors at a glance. If we find we are really interested in this position, we can select **Surveyors** on the bottom of the screen.

SURVEYORS



Topics

- Overview
- Task list
- Common work activities
- Working conditions
- Physical demands
- Skills and abilities
- Knowledge
- Preparation
- Helpful high school courses
- Hiring practices
- Licensing / Certification
- Wages
- Employment and outlook
- Interests
- Advancement opportunities
- References

Related Information

- Occupations
- Programs of Study
- Industries
- US.jobs
- Military Occupations
- Self-Employment Information
- WIA Eligible Training Providers

Real World Interviews

- Surveyor

Videos

- View Video

Overview

Surveyors measure and map land, air space, and water boundaries.

They write descriptions of land for deeds, leases, and other legal documents. They define airspace for airports. They survey bodies of water to get data to construct piers and other structures. Surveyors also measure construction and mineral sites. They provide data that defines the size, shape, outline, or elevation of land or land features.

Surveyors direct the work of survey parties. It consists of a party chief and several technicians and helpers. These workers use survey tools to measure distances, directions, and angles between points. They also measure elevations of points, lines, and contours on the earth's surface. Surveyors plan the fieldwork and select known survey reference points to measure. They determine the exact location of important features in the survey area.

In addition, surveyors research legal records. They look for visual evidence of previous boundaries. They record the results of the survey and verify that the data is accurate. From this data, they prepare plots, maps, and reports. They also talk to engineers, clients, or others involved with the project.

Surveyors use global positioning systems (GPS). This is a satellite system that precisely locates points on the earth by using radio signals. To use this system, surveyors place a receiver, mounted on a tripod, at a desired point. The receiver collects



View Video

Again, we are redirected to our Occupations section with the information we investigated earlier. If students are interested in a certain occupation, they can select the "Save" button above and the link will be stored in their portfolio for easier access.

FAVORITES

[Privacy Statement](#)
[Print](#)

- [Articles](#)
- [Financial Aid](#)
- [Military Occupations](#)
- [Occupations](#)
- [Self-Employment](#)
- [US Colleges and Universities](#)

Occupations [Occupations]

My Saved

Frequently Asked Questions

[Choosing Occupations - Things to Consider - Things to Consider](#)

My Thoughts

By looking through the list of jobs that are growing and jobs that are declining...I ...

Updated 12/26/2013
 Edit
 Delete

My Saved Occupations

[Database Administrators](#)

[Government and Public Administration](#)

[Management Analysts](#)

[Operations Research Analysts](#)

[Political Scientists](#)

[Professional Athletes](#)

[Project Managers \(Emerging\)](#)

[Public Relations Specialists](#)

[Surveyors](#)

My Thoughts

Something I would be interested in doing...but not sure if I could spend the rest of ...

Definitely interested in this!

If I wanted to be an entrepreneur, this is a career option

Very interested in operations and efficiency.

Although I would not consider myself a political scientist, public policy ties in eas...

This will happen

Something I am interested in, especially in education research!

Although not exactly what I am interested in, it is something I would enjoy doing:)

I would love to be a surveyor! I like working outside and having the chance to see ne...

Updated 12/26/2013
 Edit
 Delete

Updated 12/26/2013
 Edit
 Delete

Updated 12/27/2013
 Edit
 Delete

Updated 12/26/2013
 Edit
 Delete

Updated 12/26/2013
 Edit
 Delete

Updated 5/20/2014
 Edit
 Delete

Updated 12/26/2013
 Edit
 Delete

Updated 12/26/2013
 Edit
 Delete

Updated 6/11/2014
 Edit
 Delete

Students can also save thoughts they have regarding specific occupations, for future reference as well.

Occupations

Explore different occupations and find out what people do at work.

Learn about industries and investigate career options in the military.

Find out if self-employment is a good fit for you.

[Learn more](#)

Which occupations match my preferences?

- ★ Occupation Sort
- Occupation Filter

What can I learn about occupations?

- Choosing Occupations
- Career Clusters
- ★ Occupations
- Green Jobs

What options are available in the military?

- About the Military
- ★ Military Occupations

How do I compare occupations?

- ★ Compare Occupations

What can I learn about working for myself?

- ★ Entrepreneurial Career Assessment Form
- Self-Employment

What can I learn about industries?

- ★ About Industries
- Industries
- NJ Next Stop

The **Occupations** tab allows students to sort through different occupations based on our preferences, learn about military occupations—including their civilian counterpart (if it exists), explore self-employment and find out if it is an option, even looking into industries. One neat feature under **Occupations** is the “Compare Occupations” link which allows us to look at 2 occupations side by side.

Database Administrators

Something I would be interested in doing...but not sure if I could spend the rest of ... 12/26/2013

Surveyors

I would love to be a surveyor! I like working outside and having the chance to see ne... 6/11/2014

Education
Identify programs of study that interest you and schools that offer them.

Learn more about apprenticeships.

Explore your options for paying for school.

[Learn more](#)

What can I study?

- Choosing a Program of Study Programs of Study → School Sort

Where can I study?

- Choosing a School → Compare Schools
 - US Colleges and Universities
 - NJ Training opportunities

What is an apprenticeship?

- Information and Frequently Asked Questions
- NJ Apprenticeship Training Programs → Application Tracker
 - Search for Apprenticeship Opportunities

Which schools match my preferences?

How do I compare schools?

How do I track my school applications?

Where can I get help paying for school?

- Paying for School → Financial Aid Sort
- Financial Aid
- New Jersey Scholarships

Professional Athletes This will happen 5/20/2014

The **Education** tab offers us insights to post-secondary education options, including training, apprenticeships, and colleges as well as ways to pay for them (financial aid). This sight has many tools to use and all should be explored to help students understand the career options following high school.

The screenshot displays the 'EMPLOYMENT' tab on the Rutgers Career Center website. The navigation menu at the top includes Home, PLAN, ASSESSMENTS, OCCUPATIONS, EDUCATION, EMPLOYMENT (highlighted), and MY PORTFOLIO. A search bar is located on the right side of the navigation bar. The main content area is divided into three columns under the 'Employment' heading:

- How do I create or update my résumé?**
 - Résumé Creator
 - Saved and Uploaded Résumés
- How do I look for and find a job?**
 - Jobs4Jersey
- How can I keep my job and advance in my career?**
 - Job Success

Additional text in the Employment section includes: 'Create a résumé.', 'Learn how to apply and interview for jobs.', 'Find ways to succeed on your job.', and a 'Learn more' link.

The **Employment** tab helps to give students the tools they need to apply for jobs, including a resume creator, NJ Job search engine, and job success skills. This portion of the site focuses on information and provides tools to make students have a successful employment search. Make sure to check out our resume creator, it is very easy to use!



PLAN

ASSESSMENTS

OCCUPATIONS

EDUCATION

EMPLOYMENT

MY PORTFOLIO

Search



My Portfolio

View your CIS favorites and CIS assessment results.

Save information for résumés and applications.

Store your files and résumés.

[View My Portfolio](#)

Where are the pages and results I've saved?

[Favorites](#)

[Sort and Assessment Results](#)

[Stored Files and Links](#)

How do I plan my courses?

[Course Planner](#)

How do I create or update my résumé?

[Résumé Creator](#)

[Saved and Uploaded Résumés](#)

How do I create a career plan?

[Career Plan](#)

How do I track my school applications?

[Application Tracker](#)

How do I cre

Keep your résum

My Portfolio is the place where all of the work students complete is stored. Notice the “Favorites” link (where we have favorite occupations, schools, even saved scholarships), the “Saved Resumes” link (where all created resumes can be saved), even the “Application Tracker” (where the applications for schools and/or scholarships are saved). The portfolio stays with students until the administrator deletes it.

Learn about Work +

- Explore occupation descriptions to learn more about what people do at work.
- Learn about industries and investigate career options in the military.
- Find out if self-employment is a good fit for you.

[View](#)

Learn about Schools +

- Identify programs of study that interest you and schools that offer them.
- Learn more about apprenticeships.
- Explore your options for paying for school.

[View](#)

Learn about Employment +

- Create a résumé.
- Learn how to apply and interview for jobs.
- Find ways to succeed on your job.

[View](#)

Finally, if once you scroll to the bottom of the page. There are resources specifically for teachers and counselors, including tutorials, activities, and even ready-to-use curriculum!

New Jersey Resources

Volunteer New Jersey
New Jersey Child Care Search
NJ NextStop

NJCAN Resources

Tools for Users
Tools for Counselors and Teachers
Glossary
Article Directory
Employer Locator
Technical Support

About Us

About Us
Privacy Statement
Terms for Use
Comments



Contact Information:

NJCAN Trainers:

Laurie Harrington

Heldrich Center for Workforce Development

Rutgers University

Becky Kelleman

Rutgers University

njcantraining@gmail.com