







**LEGEND**


-  DETOUR ROUTE
-  RAMP CLOSED
-  SIGNALIZED INTERSECTION
-  ROUTE 295 EXIT #
-  NEW JERSEY TURNPIKE EXIT #

NOT TO SCALE

**DETOUR 12**  
**Interchange 52**  
**Stage 4A**

From: Florence-Columbus Rd. (CR 656)  
 To: Route 295 South

 **Taylor Wiseman & Taylor**  
 ENGINEERS | SURVEYORS | SCIENTISTS



NEW JERSEY DEPARTMENT OF TRANSPORTATION

**ROUTE 295  
 PAVEMENT  
 RECONSTRUCTION**  
 BURLINGTON COUNTY