






**LEGEND**

-  DETOUR ROUTE
-  RAMP CLOSED
-  ROUTE 295 EXIT #

NOT TO SCALE

<b>DETOUR 17</b>	From: Burlington-Mt. Holly Rd.(CR 541) To: Route 295 South		NEW JERSEY DEPARTMENT OF TRANSPORTATION
Interchange 47	 <b>Taylor Wiseman &amp; Taylor</b> ENGINEERS   SURVEYORS   SCIENTISTS		<b>ROUTE 295</b>
Stage 4C			<b>PAVEMENT RECONSTRUCTION</b> BURLINGTON COUNTY