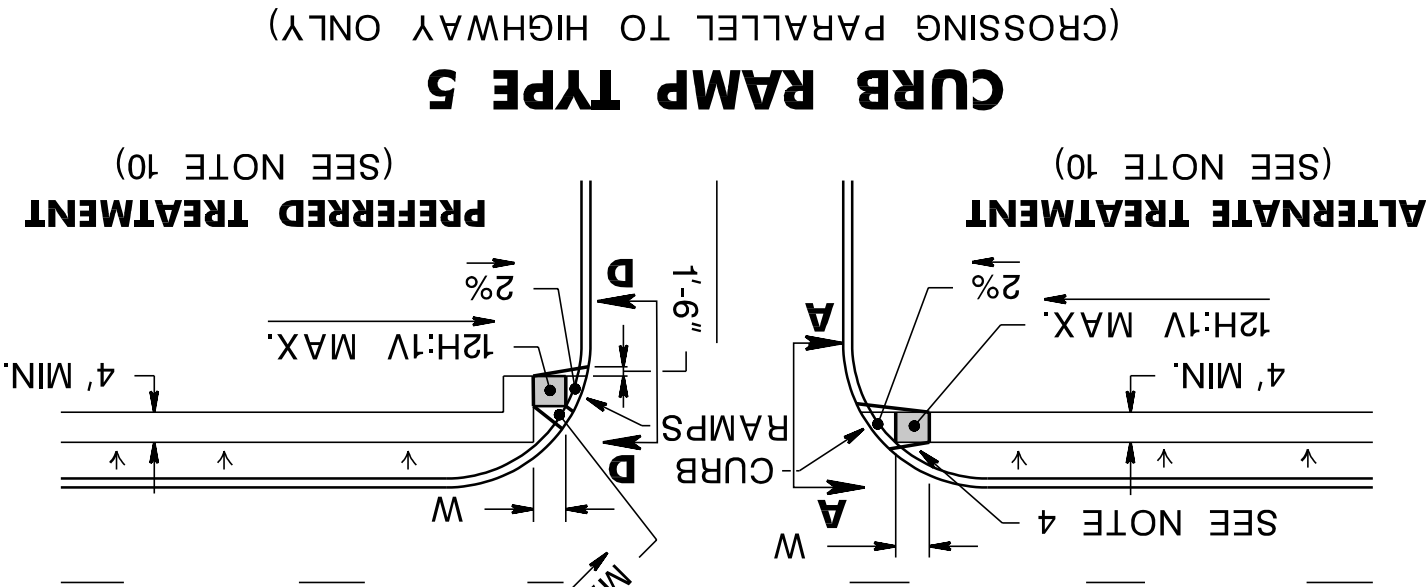
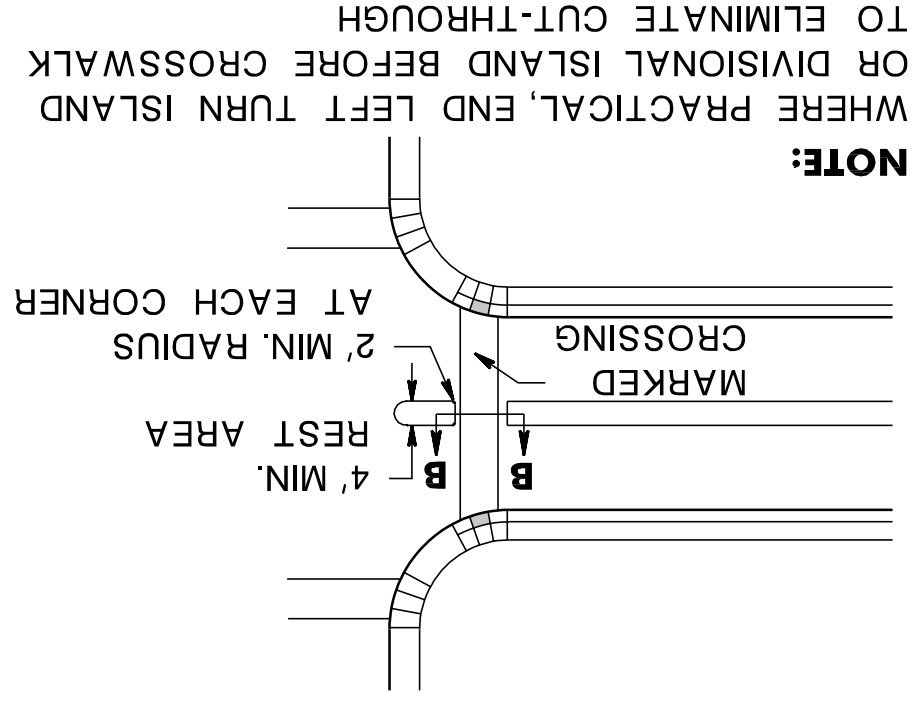
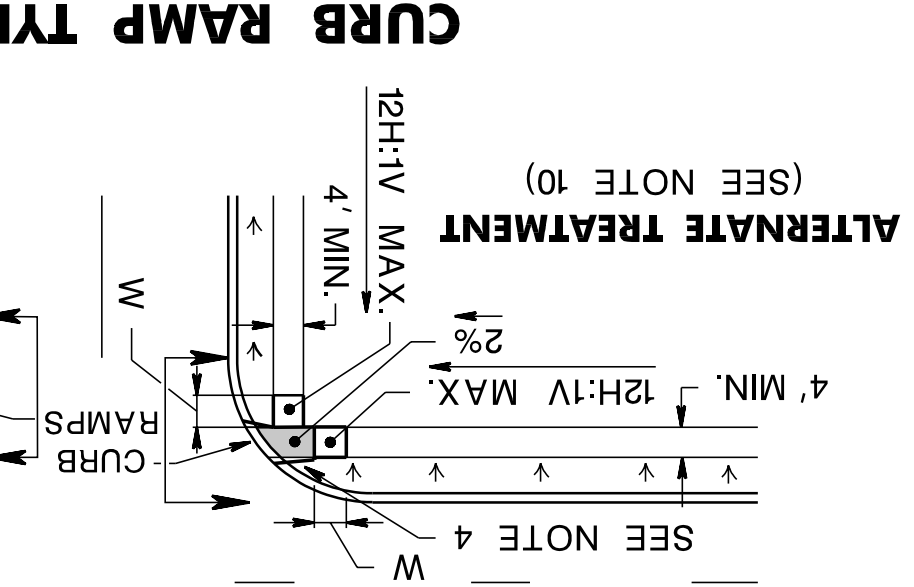


CURB RAMP TYPE 3		CURB RAMP TYPE 4	
W FEET	H INCHES	W FEET	H INCHES
2.5	3	2.5	3
3	4	3	4
4	5	4	5
5	6	5	6
6	7	6	7
7	8	7	8
8	9	8	9
9	10	9	10
10	11	10	11
11	12	11	12
12	13	12	13
13	14	13	14
14	15	14	15
15	16	15	16
16	17	16	17
17	18	17	18
18	19	18	19
19	20	19	20
20	21	20	21
21	22	21	22
22	23	22	23
23	24	23	24
24	25	24	25
25	26	25	26
26	27	26	27
27	28	27	28
28	29	28	29
29	30	29	30
30	31	30	31
31	32	31	32
32	33	32	33
33	34	33	34
34	35	34	35
35	36	35	36
36	37	36	37
37	38	37	38
38	39	38	39
39	40	39	40
40	41	40	41
41	42	41	42
42	43	42	43
43	44	43	44
44	45	44	45
45	46	45	46
46	47	46	47
47	48	47	48
48	49	48	49
49	50	49	50
50	51	50	51
51	52	51	52
52	53	52	53
53	54	53	54
54	55	54	55
55	56	55	56
56	57	56	57
57	58	57	58
58	59	58	59
59	60	59	60
60	61	60	61
61	62	61	62
62	63	62	63
63	64	63	64
64	65	64	65
65	66	65	66
66	67	66	67
67	68	67	68
68	69	68	69
69	70	69	70
70	71	70	71
71	72	71	72
72	73	72	73
73	74	73	74
74	75	74	75
75	76	75	76
76	77	76	77
77	78	77	78
78	79	78	79
79	80	79	80
80	81	80	81
81	82	81	82
82	83	82	83
83	84	83	84
84	85	84	85
85	86	85	86
86	87	86	87
87	88	87	88
88	89	88	89
89	90	89	90
90	91	90	91
91	92	91	92
92	93	92	93
93	94	93	94
94	95	94	95
95	96	95	96
96	97	96	97
97	98	97	98
98	99	98	99
99	100	99	100



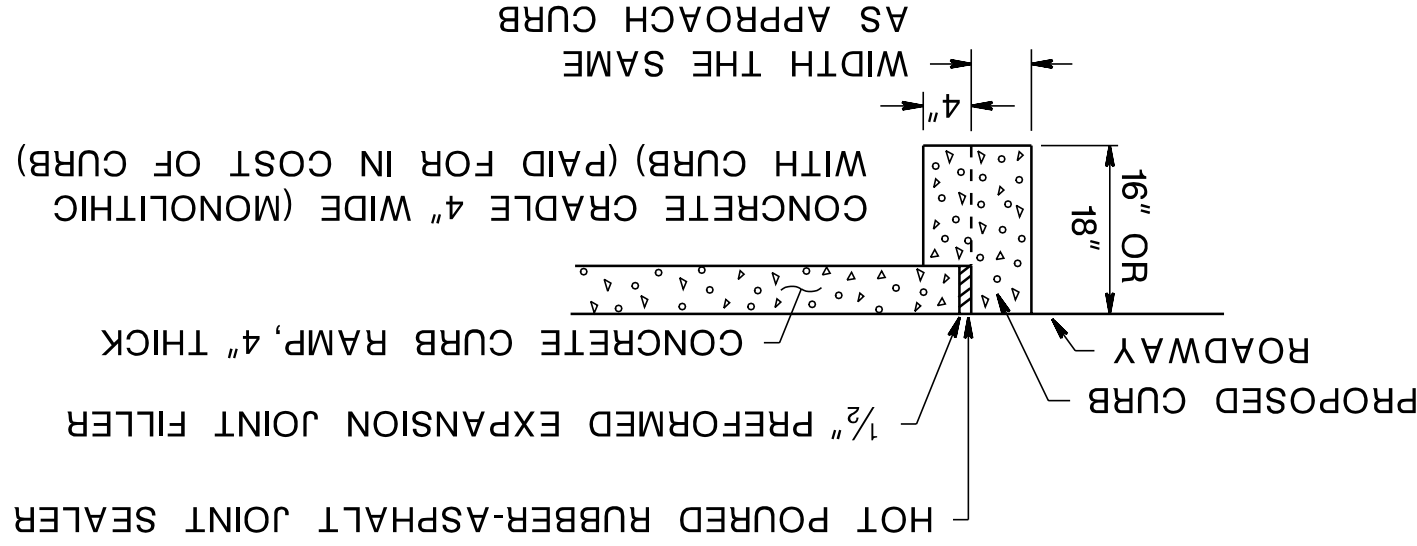
CURB RAMP TYPE 1		CURB RAMP TYPE 2, 5 OR 6	
W FEET	H INCHES	W FEET	H INCHES
3	3	3	3
4	4	4	4
5	5	5	5
6	6	6	6
7	7	7	7
8	8	8	8
9	9	9	9

CURB RAMP TYPE 3		CURB RAMP TYPE 4	
W FEET	H INCHES	W FEET	H INCHES
2.5	3	2.5	3
3	4	3	4
4	5	4	5
5	6	5	6
6	7	6	7
7	8	7	8
8	9	8	9
9	10	9	10
10	11	10	11
11	12	11	12
12	13	12	13
13	14	13	14
14	15	14	15
15	16	15	16
16	17	16	17
17	18	17	18
18	19	18	19
19	20	19	20
20	21	20	21
21	22	21	22
22	23	22	23
23	24	23	24
24	25	24	25
25	26	25	26
26	27	26	27
27	28	27	28
28	29	28	29
29	30	29	30
30	31	30	31
31	32	31	32
32	33	32	33
33	34	33	34
34	35	34	35
35	36	35	36
36	37	36	37
37	38	37	38
38	39	38	39
39	40	39	40
40	41	40	41
41	42	41	42
42	43	42	43
43	44	43	44
44	45	44	45
45	46	45	46
46	47	46	47
47	48	47	48
48	49	48	49
49	50	49	50
50	51	50	51
51	52	51	52
52	53	52	53
53	54	53	54
54	55	54	55
55	56	55	56
56	57	56	57
57	58	57	58
58	59	58	59
59	60	59	60
60	61	60	61
61	62	61	62
62	63	62	63
63	64	63	64
64	65	64	65
65	66	65	66
66	67	66	67
67	68	67	68
68	69	68	69
69	70	69	70
70	71	70	71
71	72	71	72
72	73	72	73
73	74	73	74
74	75	74	75
75	76	75	76
76	77	76	77
77	78	77	78
78	79	78	79
79	80	79	80
80	81	80	81
81	82	81	82
82	83	82	83
83	84	83	84
84	85	84	85
85	86	85	86
86	87	86	87
87	88	87	88
88	89	88	89
89	90	89	90
90	91	90	91
91	92	91	92
92	93	92	93
93	94	93	94
94	95	94	95
95	96	95	96
96	97	96	97
97	98	97	98
98	99	98	99
99	100	99	100



CURB RAMP TYPE 7		CURB RAMP TYPE 3	
W FEET	H INCHES	W FEET	H INCHES
4 MIN.	4	4 MIN.	4
6 MAX.	6	6 MAX.	6
9	9	9	9
11	11	11	11
13	13	13	13
15	15	15	15
17	17	17	17
19	19	19	19
21	21	21	21
23	23	23	23

## CURB RAMPS



1. LANDING AREA, APPROACH SIDEWALK TRANSITIONS, AND CURB RAMP SHALL BE KEPT CLEAR
2. DIMENSIONS SHOWN IN TABLES ARE FOR RELATIVELY FLAT SIDEWALK AREAS. CARE SHOULD BE TAKEN WHEN DETERMINING CURB RAMP SIZE BASED ON CURB HEIGHT (H) WHERE ELEVATION OF CURB AND SIDEWALK VARY DRASITICALLY IN AREA OF PROPOSED CURB RAMP.
3. CURB (DROPPED CURB) GUTTERLINE TO BE FLUSH WITH ROADWAY PAVEMENT A MINIMUM OF 4 FEET AT ALL CURB RAMPS.
4. FOR CURB RAMP TYPES 5 AND 6, IF A GRASS BUFFER DOES NOT EXIST, SLOPE CURB TO EQUAL SLOPE OF ADJACENT CURB RAMP.
5. SIDEWALK AND CURB RAMP WITHIN AREA ENCLOSED BY HEAVY LINES TO BE PAID FOR AS CONCRETE SIDEWALK OF THE APPROPRIATE ADJACENT THICKNESS.
6. CURB AND HEADER WITHIN AREA ENCLOSED BY HEAVY LINES TO BE PAID FOR AS VERTICAL CURB OR SLOPING CURB OF THE APPROPRIATE ADJACENT SIZE AND KIND.
7. WHERE THE DISTANCE FROM THE GUTTER LINE TO THE OUTSIDE EDGE OF SIDEWALK IS 6 FEET OR LESS, CURB RAMP TYPE 7 SHOULD BE USED, INSTEAD OF CURB RAMP TYPE 1 THROUGH 4.
8. THE PUBLIC SIDEWALK CURB RAMP, DETECTABLE WARNING SURFACE (SHADED AREA) SHALL BE SAFETY RED COLOR ON CONCRETE OR 70% COLOR CONTRAST FOR OTHER SURFACE SUCH AS BRICK.
9. CROSSWALKS AND STOP LINES MAY BE MARKED OR UNMARKED, SEE PLANS.
10. PREFERRED AND ALTERNATE TREATMENTS SHOULD NOT BE INTERMIXED WITHIN THE SAME INTERSECTION. ARE OTHER THAN WHAT IS PROVIDED IN THE TABLES, THE DIMENSIONS OF THE RAMPS WILL HAVE TO BE CALCULATED BASED ON CROSS SLOPES SHOWN.
11. DIMENSIONS SHOWN IN TABLES ARE FOR 3 INCH TO 9 INCH CURB HEIGHTS, WHERE THE CURB HEIGHTS

## PUBLIC SIDEWALK CURB RAMPS DETECTABLE WARNING SURFACE

N.T.S.

NEW JERSEY DEPARTMENT OF TRANSPORTATION  
CD-607-1  
HMA = HOT MIX ASPHALT

## CONSTRUCTION DETAILS