



SUMMARIES OF REVENUES EXPENDITURES AND FUND BALANCES

This section provides an overview of the major revenue assumptions incorporated in the Governor's Budget recommendations. The tables included in this section highlight the State's major revenue sources, such as the income tax, sales tax, corporation tax, etc. and provides projections for the upcoming fiscal year.

- Combined Summary of Revenues, expenditures and fund balances;
- Overview of State and National economies and revenue outlook;
- Anticipated revenues (Schedule I) used to support general State Operations and State Aid and Grant Programs;
- Appropriated Revenues (Schedule II) dedicated to the support of specific programs or activities.

REVENUES & EXPENDITURES

SUMMARIES OF REVENUES, EXPENDITURES AND FUND BALANCES

The basis of budgeting in New Jersey is in accordance with generally accepted accounting principles (GAAP) as prescribed by the Governmental Accounting Standards Board (GASB). This is the same basis utilized in the preparation of the State's audited Comprehensive Annual Financial Report. In accordance with this basis, revenues are estimated and recognized when they can be accrued; that is, when they become both measurable and available to finance expenditures of the fiscal period. Appropriations are recommended at a level sufficient to recognize all accrued expenditures applicable to the fiscal period. Goods and services delivered during a fiscal period are accrued as expenditures if not actually paid for by year end. Note that the use of the term "expended" to report the most recent actual year activity in this budget is not in strict accordance with GAAP, in that this amount includes encumbrances which under GAAP are reservations of fund balance, and other required GAAP adjustment, not expenditures.

The schedules and exhibits contained in this section provide both summary and detailed financial information for all funds maintained by the State. Individual funds are grouped into one of the following categories--General State Funds, Special Revenue, Capital Projects, Trust Funds.

GENERAL STATE FUNDS include the General Fund, Property Tax Relief Fund, Casino Revenue Fund, Casino Control Fund and Gubernatorial Elections Fund.

The General Fund is the fund into which all State revenues, not otherwise restricted by statute, are deposited and from which appropriations are made. The largest part of the total financial operations of the State is accounted for in the General Fund. Revenues received from most taxes, Federal revenues, and certain miscellaneous revenue items are recorded in the General Fund.

The Property Tax Relief Fund accounts for revenues from the New Jersey Gross Income Tax. Revenues realized from the Gross Income Tax are dedicated by the State Constitution. All receipts from taxes levied on

personal income of individuals, estates, and trusts must be appropriated exclusively for the purpose of reducing or offsetting property taxes. Annual appropriations are made from the fund, pursuant to formulae established by the Legislature, to counties, municipalities, and school districts.

The Casino Revenue Fund accounts for the tax on gross revenues generated by the casinos. Gross revenue refers to the total of all sums actually received by a licensee from gaming operations, less the total sums paid out as winnings to patrons. Appropriations from this fund must be used for reductions in property taxes, utility charges and other specified expenses of eligible senior and disabled citizens.

The Casino Control Fund accounts for fees from the issuance and annual renewal of casino licenses, work permit fees, and other license fees. Appropriations are made to fund the operations of the Casino Control Commission and the Division of Gaming Enforcement.

The Gubernatorial Elections Fund is used to account for receipts from the one dollar designations on New Jersey Gross Income Tax returns. When indicated by the taxpayer, one dollar of the tax is reserved from gross income tax revenues (Property Tax Relief Fund) and credited to the Gubernatorial Elections Fund. These funds are available for appropriations pursuant to the New Jersey Campaign Contributions and Expenditures Reporting Act, as amended.

SPECIAL REVENUE FUNDS account for resources legally restricted to expenditure for specified current operating purposes. (While the Property Tax Relief, Casino Revenue, Casino Control, and Gubernatorial Elections Funds actually fall into this category, they are included under General State Funds as they make up an integral portion of the State's Annual Budget).

CAPITAL PROJECT FUNDS account for financial resources used for the acquisition or construction of major capital facilities for State use.

TRUST FUNDS account for the transactions related to assets, liabilities and fund equity held in a trustee capacity by the State.

COMBINED SUMMARY—ALL FUNDS ESTIMATED REVENUES, EXPENDITURES AND FUND BALANCES (thousands of dollars)

	-----Fiscal Years Ending June 30-----		
	1998 Actual	1999 Estimated	2000 Estimated
Beginning Balances July 1			
General State Funds	\$1,696,178	\$1,960,091	\$1,728,445
Special Revenue, Capital Projects, and Trust Funds	5,347,345	5,998,445	5,999,348
<i>Total Beginning Balances</i>	<i>7,043,523</i>	<i>7,958,536</i>	<i>7,727,793</i>
Revenues			
General State Funds	25,047,302	26,752,928	28,093,683
Special Revenue, Capital Projects, and Trust Funds	4,798,317	4,673,342	4,852,734
<i>Total</i>	<i>29,845,619</i>	<i>31,426,270</i>	<i>32,946,417</i>
<i>Less: Interfund Transfers</i>	<i>1,341,737</i>	<i>1,376,148</i>	<i>1,513,852</i>
<i>Net Revenues</i>	<i>28,503,882</i>	<i>30,050,122</i>	<i>31,432,565</i>
Other Adjustments			
General State Funds	110,502	170,100	---
Special Revenue, Capital Projects, and Trust Funds	572,911	351,800	300,000
<i>Total Other Adjustments</i>	<i>683,413</i>	<i>521,900</i>	<i>300,000</i>
<i>Net Available</i>	<i>36,230,818</i>	<i>38,530,558</i>	<i>39,460,358</i>
Expenditures			
General State Funds	24,893,891	27,154,674	28,395,093
Special Revenue, Capital Projects, and Trust Funds	3,476,718	3,677,177	3,861,253
<i>Total</i>	<i>28,370,609</i>	<i>30,831,851</i>	<i>32,256,346</i>
<i>Less: Interfund Transfers</i>	<i>118,087</i>	<i>54,484</i>	<i>134,604</i>
<i>Net Expenditures</i>	<i>28,252,522</i>	<i>30,777,367</i>	<i>32,121,742</i>
Residual Equity Transfers	(19,760)	(25,398)	(28,050)
Ending Balances June 30			
General State Funds	1,960,091	1,728,445	1,427,035
Special Revenue, Capital Projects, and Trust Funds	5,998,445	5,999,348	5,883,531
<i>Total Ending Balances</i>	<i>\$7,958,536</i>	<i>\$7,727,793</i>	<i>\$7,310,566</i>

REVENUES AND EXPENDITURES

SUMMARY ESTIMATED REVENUES, EXPENDITURES AND FUND BALANCES (thousands of dollars)

	----- Fiscal Year Ending June 30 -----	
	1999	2000
	Estimated	Estimated
Beginning Balances July 1		
Undesignated Fund Balances		
General Fund	\$228,264	\$311,328
Surplus Revenue Fund	534,110	634,217
Property Tax Relief Fund	494,937	104,440
Gubernatorial Elections Fund	---	1,500
Casino Control Fund	(582)	---
Casino Revenue Fund	---	17
<i>Total Undesignated Fund Balances</i>	<u>1,256,729</u>	<u>1,051,502</u>
State Revenues		
General Fund	11,511,738	11,995,870
Property Tax Relief Fund	6,065,000	6,477,000
Gubernatorial Elections Fund	1,500	1,500
Casino Control Fund	55,343	55,166
Casino Revenue Fund	328,165	329,600
<i>Total State Revenues</i>	<u>17,961,746</u>	<u>18,859,136</u>
Other Adjustments		
General Fund		
Balances lapsed	196,519	---
To Surplus Revenue Fund	(100,107)	---
Surplus Revenue Fund		
From General Fund	100,107	---
<i>Total Other Adjustments</i>	<u>196,519</u>	<u>---</u>
<i>Total Available</i>	<u>19,414,994</u>	<u>19,910,638</u>
Appropriations		
General Fund	11,525,086	12,194,323
Property Tax Relief Fund	6,455,497	6,581,440
Gubernatorial Elections Fund	---	---
Casino Control Fund	54,761	55,166
Casino Revenue Fund	328,148	329,617
<i>Total Appropriations</i>	<u>18,363,492</u>	<u>19,160,546</u>
Ending Balances June 30		
Undesignated Fund Balances		
General Fund	311,328	112,875
Surplus Revenue Fund	634,217	634,217
Property Tax Relief Fund	104,440	---
Gubernatorial Elections Fund	1,500	3,000
Casino Control Fund	---	---
Casino Revenue Fund	17	---
<i>Total Undesignated Fund Balances</i>	<u>\$1,051,502</u>	<u>\$750,092</u>

NATIONAL ECONOMY - OVERVIEW

The national economy continued its strong performance of 1997 through 1998, contrary to most forecasts for a slow down in growth during 1998. However, a moderate decline in growth compared to this strong performance is projected for fiscal years 1999 and 2000.

In 1998, Real Gross Domestic Product (GDP) grew at 3.7%, just slightly under the revised 1997 rate of 3.9%. The 93 month expansion became the second longest in history, with continued strong employment growth (2.5%) and low inflation (1.6%).

Wall Street weathered unsettling international financial news with the help of lower domestic interest rates to generate another record year. Most major stock indices finished the year at record levels, with the Standard & Poor's 500 Index of equity prices up 26.7% in 1998. Real consumer spending grew 4.8%, up from 3.4% in 1997, the highest rate since the recovery began in 1992. Real consumption of durable goods surged even more, increasing 9.3% compared to 6.8% in 1997.

Most national forecasters expect growth to slow in 1999 and again in 2000 before stabilizing at long-term sustainable rates. Uncertainties in the international economy are likely to remain. Consumers have been saving little, or actually dipping into savings, in order to support spending. As consumers attempt to rectify low or negative savings rates, spending will slow. Business investment is likely to slow as profit margins are squeezed and inventory accumulation and Y2K spending ease.

National economic growth will continue in 1999 and beyond at a more moderate pace, with GDP growth in the range of 1.8 to 2.2%. Real consumer spending is expected to moderate in 1999 at 2.8%, as consumers turn more cautious. Income growth is anticipated to remain strong at 4.2%, but down somewhat from the 5+% rates of the past five years. Employment growth rates are expected to drop below 2% for the first time in five years. Business investment in durable equipment is expected to slow in 1999 with the real growth rate dropping under 10% for the first time since 1992.

NEW JERSEY ECONOMY - OVERVIEW

The New Jersey economy enjoyed another outstanding year in 1998, making 1997-1998 the best two year period since 1987-1988. Strong employment growth of 2.1% drove employment to a level of 3.82 million, more than 116,000 jobs above the 1989 pre-recession high. Personal income grew

5.5%, better than the 5.3% growth in 1997 and higher than the U.S. 1998 growth rate of 4.9%. Real Gross State Product (GSP) increased 3.5% in 1998, the highest growth in 10 years.

Employment growth has been strong since mid-1996, with growth for the past eight quarters ranging between 1.7 and 2.4%. This is the best growth in the mid-Atlantic region. Although New Jersey employment growth has been below the national rate since 1987, the gap substantially narrowed in 1997 and 1998. Construction jobs grew 4.6% in 1998 continuing the strong 5% growth seen in 1997. Manufacturing jobs declined by 0.4% in 1998. Aggregate growth in the service sector remained strong at 3% for the second straight year.

The strong employment and income picture, supplemented by the continuing four-year boom in the financial markets, fueled a resurgence in consumer spending. New vehicle registrations hit their highest level since 1988. Sales of existing homes surged 14% to new record levels, outperforming the national rate for the second straight year.

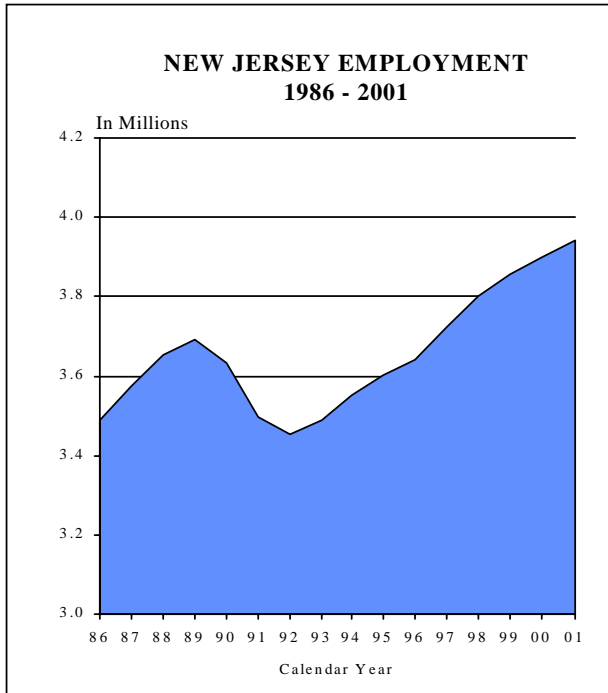
ECONOMIC FORECAST

National forecasting models put the threat of international economic instability generating a recession by 2000 at 20-30%, a lower probability than predicted in September 1998. Inflationary pressures are expected to remain in check even though there is a tightening of labor markets. The Consumer Price Index is anticipated to increase only slightly to 2% in both 1999 and 2000.

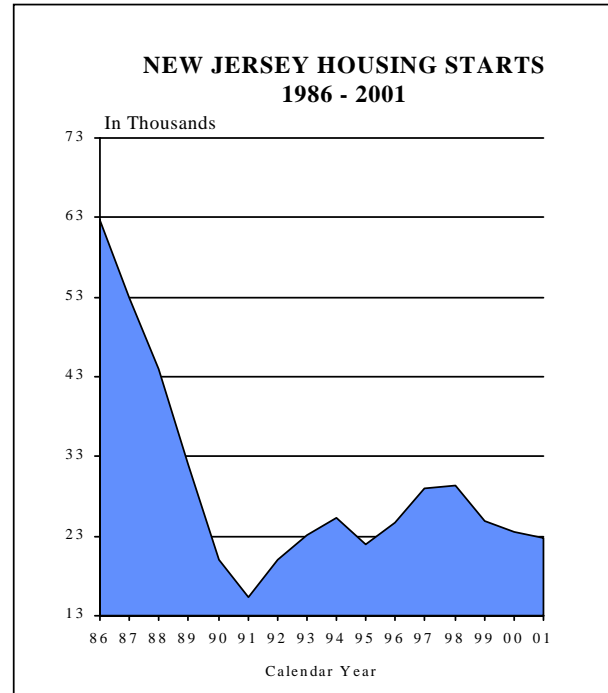
Continuing high levels of employment, steady income growth, and low interest rates will continue to support strong consumer and business spending. National employment growth is expected to moderate to 1.3% in 1999 and 2000. Personal income growth is projected to also moderate in 1999 to 4.2% and then bounce back to 4.8% in 2000. Consumer durable expenditures are expected to ease back into the 5 to 5.5% range in 1999 and thereafter.

The New Jersey economy is expected to track the national trend to slower growth in 1999 and beyond. Employment growth is projected to decline to 1.4% in 1999 and to 1.1% in 2000. Personal income growth is expected to remain in the 4.5% range for the next two years. Housing starts are expected to ease from 1997-1998 levels of 28,000 units to 25,000 in 1999 and to stabilize in the 23,000 unit range in 2000. New vehicle registrations/sales are projected to fall back to 1997 levels of 335,000 units but rebound to almost 346,000 units in 2000.

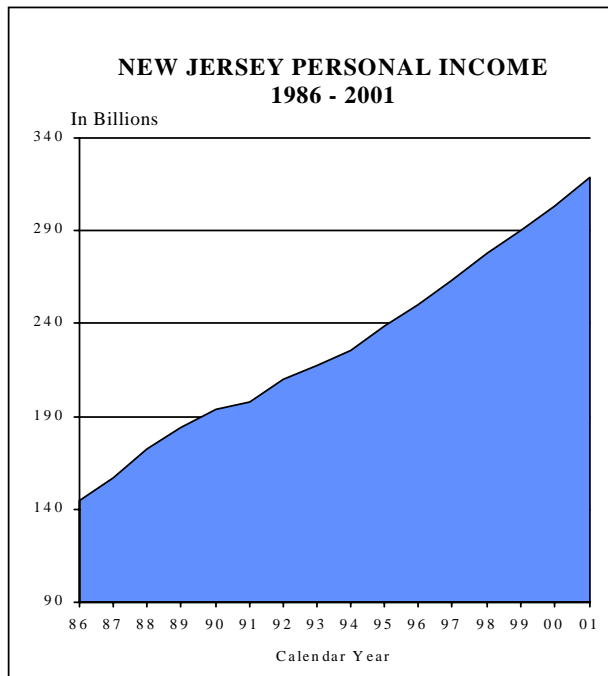
REVENUES AND EXPENDITURES



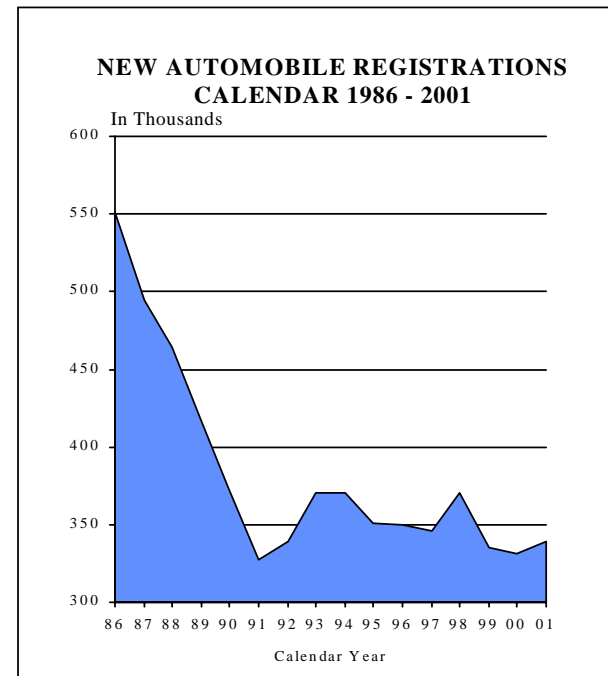
Source: New Jersey Division of Taxation (98 - 01 Projected)



Source: New Jersey Division of Taxation (98 - 01 Projected)



Source: New Jersey Division of Taxation (98 - 01 Projected)



Source: New Jersey Division of Taxation (98 - 01 Projected)

REVENUE FORECAST

REVISIONS TO THE FISCAL 1999 ANTICIPATED REVENUE

The current estimate of \$18 billion in total fiscal 1999 revenue is \$275 million more than when revenues were certified by the Governor in June 1998.

The three largest taxes, Gross Income, Sales and Use, and Corporation Business, account for 70% of total revenues and are now forecast to yield \$12.6 billion. This is an increase of \$239 million over certified revenues, and primarily reflects an upward revision in the Income Tax and Corporation Business Tax estimates. Total revenues from other major taxes are revised upward by \$45 million, primarily to incorporate positive and negative impacts of the year-to-date collection patterns.

The Corporation Business Tax is estimated to generate \$1.5 billion, a 20% rate of growth rather than the 12.1% rate originally projected. This reflects the strong gross payment (payments excluding refunds and enforcement revenues) growth experienced since September, as taxpayers increased the level of 1998 payments in the second half of the year to offset low payment growth in the first half. The level of refund payments also retreated after an unusually high surge a year ago.

The Gross Income Tax forecast for fiscal 1999 is revised to \$6.1 billion, an increase of \$132 million over the June 1998 certified revenue estimates. Stronger than anticipated income and employment growth in 1998 account for part of the change. Personal income is now projected to grow 5.5%, compared to the 5% growth estimated in June 1998. Employment growth of 2.1% compares to the 2% originally projected. The Budget estimate assumed that part of the 1997 growth in the tax base was attributable to the one-time effect of reducing the federal tax rate on capital gains realizations. The growth of the tax base in the highest bracket was assumed to decline significantly from the high rates of 1997. While some retrenchment in the growth rate is occurring as expected, collections for 1998 suggest that continued strong growth of the economy and the volatility experienced in the financial markets will lead to another substantial gain in the tax base.

FISCAL 2000 REVENUE PROJECTIONS

Revenues for fiscal 2000 are expected to increase more modestly as the national economy slows to more sustainable long-run growth levels.

Sales Tax

The forecast of \$5.3 billion for fiscal 2000 Sales Tax revenue is an increase of \$243 million, or 4.8%, compared to revised fiscal 1999. This reflects an expectation of continued growth, but a moderation of the underlying economic forces compared to fiscal 1999. Spending in the two key consumer sectors of housing and autos is expected to decline from high 1998 levels and to remain fairly weak for the next two years.

Corporation Business Tax

The forecast of \$1.6 billion for fiscal 2000 Corporation Business Tax revenue is an increase of \$78 million, or 5.3%, compared to fiscal 1999. This increase assumes that the growth of U.S. Corporation before-tax profits, which is a proxy for New Jersey business profitability, will continue to slow in 1999. Profit growth is anticipated to remain in the low single digits through the year 2000. Gross payments for fiscal 2000 are expected to grow at 6% compared to the current 10%.

Gross Income Tax

The forecast of \$6.5 billion for fiscal 2000 is an increase of \$412 million, or 6.8%, over fiscal 1999 revenue. This represents a moderation of the 5.5% growth in New Jersey personal income forecast for 1998 to about 4.5% in both 1999 and 2000. Growth in wage income, which had been 6.4% in 1997 and 6.9% in 1998, is expected to ease back to 5.8% in 1999 and 2000. The tax base, New Jersey Gross Income, is anticipated to grow 3.9% in 1999 after exceptionally strong growth of 9.3% in 1997 and 7.8% in 1998, fueled in part by the strong financial market performance. The rapid growth in the amount of income subject to the highest marginal tax rates is expected to slow in 1999 to about 6% from the 15-20% growth experience in fiscal years 1997 and 1998, as growth returns to long-term trend levels.

Other Revenues

Cigarette Excise Tax revenues will be adversely impacted by the manufacturers' price increases instituted in November 1998. Consumption declines will cause fiscal 1999 to be \$26 million lower and another \$20 million lower in fiscal 2000 as the impact is annualized. Increases in the retail price of cigarettes will increase Sales Tax collections by \$6 million in fiscal 1999 and another \$3 million in fiscal 2000, partially offsetting the negative impact on the Excise Tax.

REVENUES & EXPENDITURES

STATEMENT OF ESTIMATED REVENUES AND EXPENDITURES

A description of the major categories of anticipated revenue sources within the five funds and a description of the principal taxes are discussed in the following.

GENERAL FUND

Major Taxes

The Major Taxes category is composed of fourteen taxes or fees which are levied within the State. The majority of the revenue is generated from the sale and use of goods and services; general business taxes, which are received from various corporations; motor vehicle fees; and other excise taxes. A description of principal sources, all raising more than \$200 million, follows.

The Sales and Use Tax Act imposes a tax at the rate of 6 percent on receipts from retail sale, rental or use of tangible personal property; retail sale of producing, fabricating, processing, installing, maintaining, repairing, storing and servicing tangible personal property; certain advertising services; sales of restaurant meals; rental of hotel and motel rooms; telecommunications; alcohol; cigarettes; non-prescription drugs; soaps and detergents; disposable paper products; and certain admission charges. Sales of food, clothing, and personal and business services not specifically enumerated in the law are exempt.

The Corporation Business Tax imposes a franchise tax for the privilege of having or exercising a corporate charter or doing business, employing or owning capital or property, or maintaining an office in New Jersey. The tax is applicable to every corporation not expressly exempted. The effective rate is 9 percent of the entire net income allocated to New Jersey.

The Motor Fuels Tax applies to sales of gasoline, diesel fuel, or liquified petroleum gas and compressed natural gas used in motor vehicles on public highways. The tax is \$.105 per gallon for gasoline and \$.135 per gallon for diesel fuel, and half the gasoline rate for other gases.

The Motor Vehicle Fees include automobile and truck registrations, drivers' licenses, and miscellaneous fees collected by the Division of Motor Vehicles.

The Transfer Inheritance Tax applies to the transfer of personal property and New Jersey real property in estates. The tax rates depend on the amount received and the relationship between the decedent and the beneficiary. No tax is imposed on immediate family or spouses.

The Insurance Premium Tax applies to premiums collected on insurance risks by every insurance company transacting business in New Jersey. The tax base is gross contract premiums less specific deductions.

The Cigarette Tax is imposed at the rate of \$.04 per cigarette. The tax is collected primarily from licensed distributors who receive the cigarettes directly from out-of-state manufacturers.

The Petroleum Products Gross Receipts Tax is imposed on all companies engaged in the refining/distribution of petroleum products in the State. It only applies to the first sale (not exports) of petroleum products in the State.

The Realty Transfer Fee imposes a fee upon the recording of deeds evidencing transfers of title to real property. The fee is calculated based on the amount of consideration paid.

Miscellaneous Taxes, Licenses, and Other Departmental Fees

This category includes revenues received by the various State agencies. Typical items include license and inspection fees, recreation and boating fees, institutional and patient fees, investment earnings, and other similar items.

Interfund Transfers

The Interfund Transfer category includes monies which were received into various capital projects, special revenue and trust funds because of legal or statutory requirements, and then subsequently transferred into the General Fund as anticipated revenue for expenditure purposes. Included in these types of revenue are the monies received by the State Lottery, and interest earned on investment of bond funds.

PROPERTY TAX RELIEF FUND

The Gross Income Tax is a graduated tax levied on gross income earned or received by New Jersey resident and non-resident individuals, estates and trusts. All monies in the fund must be appropriated exclusively for reducing or offsetting property taxes.

GUBERNATORIAL ELECTIONS FUND

A taxpayer can voluntarily indicate that \$1 of income tax can be set aside into this special fund. Such monies are used to finance a portion of the expenses of gubernatorial primary and general elections.

CASINO REVENUE FUND

A tax of 8 percent on the gross revenue of all casinos is deposited into the Casino Revenue Fund. All monies in this fund must be used for reduction in property taxes, and utility and rental charges of eligible disabled and senior citizens.

CASINO CONTROL FUND

License fees for the issuance of annual renewal of casino licenses, slot machines, non-refundable deposits for each application for a license, and fees for the issuance of various work permits are deposited into the Casino Control Fund. Such revenues are used to support the operation of the Casino Control Commission and the Division of Gaming Enforcement.

REVENUES & EXPENDITURES

SCHEDULE I STATE REVENUES (thousands of dollars)

	Fiscal Year Ending June 30		
	1998	1999	2000
	Actual	Estimated	Estimated
Major Taxes			
Sales	4,766,195	5,015,000	5,258,000
Corporation Business	1,231,629	1,478,000	1,555,600
Motor Fuels	476,158	465,000	470,000
Transfer Inheritance	337,680	410,000	470,000
Motor Vehicle Fees	369,710	375,998	375,137
Insurance Premium	294,838	307,000	316,000
Petroleum Products Gross Receipts	197,227	210,000	212,000
Cigarette	326,936	237,000	211,000
Realty Transfer	63,260	78,000	85,000
Alcoholic Beverage Excise	74,851	77,000	77,000
Corporation Banks and Financial Institutions	56,235	47,000	50,000
Savings Institutions	21,084	25,000	25,000
Tobacco Products Wholesale Sales	11,682	13,000	13,000
Public Utility Excise (Reform)	9,175	9,200	9,200
<i>Total Major Taxes</i>	<u>8,236,660</u>	<u>8,747,198</u>	<u>9,126,937</u>
Miscellaneous Taxes, Fees, Revenues			
Executive Branch--			
Department of Agriculture:			
Animal Health - Laboratory Test Fees	96	---	---
Environmental Services	117	---	---
Fertilizer Inspection Fees	185	175	175
Milk Control Licenses and Fees	369	---	---
Miscellaneous Revenue	235	5	5
	<u>1,002</u>	<u>180</u>	<u>180</u>
Department of Banking and Insurance:			
Actuarial Services	150	57	57
Bank Assessments	3,137	3,387	3,387
Banking - Examination Fees	1,632	2,947	3,194
Banking - Licenses and Other Fees	4,252	3,600	3,600
FAIR Act Administration	13,307	13,400	13,400
Insurance - Special Purpose Assessment	11,231	13,442	13,486
Insurance Examination Billings	1,781	1,450	1,450
Insurance Fraud Prevention	12,204	27,092	27,582
Insurance Licenses and Other Fees	9,352	9,665	9,265
Public Adjusters Licenses	39	---	---
Real Estate Commission	3,443	3,554	3,554
	<u>60,528</u>	<u>78,594</u>	<u>78,975</u>
Department of Community Affairs:			
Affordable Housing and Neighborhood Preservation - Fair Housing	29,280	18,507	18,507
Boarding Home Fees	332	368	368
Construction Fees	7,429	6,188	6,188
Fire Safety	18,685	13,578	13,578
Hackensack Meadowlands Development Commission	7,205	4,200	4,000
Housing Inspection Fees	6,312	6,666	6,666
Miscellaneous Revenue	70	---	---
Plan Review Additional	2,532	1,647	1,647
Planned Real Estate Development Fees	1,184	828	828
Truth In Renting	140	---	---
Workplace Standards - Licenses, Permits and Fines	2,216	1,138	1,138
	<u>75,385</u>	<u>53,120</u>	<u>52,920</u>
Department of Corrections:			
Miscellaneous Revenue	3	---	---

REVENUES & EXPENDITURES

SCHEDULE I STATE REVENUES (thousands of dollars)

	-----Fiscal Year Ending June 30-----		
	1998 Actual	1999 Estimated	2000 Estimated
Department of Education:			
Academy for the Advancement of Teaching and Administration	191	---	---
Audit Recoveries	1,349	1,900	1,900
Audit of Enrollments	7,673	15,000	10,000
Local School District Loan Recoveries-NJEDA	11,050	11,088	10,950
Miscellaneous Revenue	119	150	150
Nonpublic Schools Textbook Recoveries	556	500	500
School Construction Inspection Fees	590	305	305
State Board of Examiners	1,853	1,700	1,800
	<u>23,381</u>	<u>30,643</u>	<u>25,605</u>
Department of Environmental Protection:			
Air Pollution Fees and Fines	13,766	13,950	12,250
Clean Water Enforcement Act	1,785	750	750
Coastal Area Development Review Act	874	875	890
Emergency Flood Control	117	---	---
Endangered Species Tax Checkoff	673	346	346
Excess Diversion	257	250	250
Freshwater Wetlands Fees	2,314	1,973	1,985
Freshwater Wetlands Fines	192	45	45
Green Acres 1987 Cultural Centre & Historic Preservation	209	---	---
Hazardous Discharge Site Cleanup	5,285	---	---
Hazardous Waste Fees	2,041	2,600	3,250
Hazardous Waste Fines	220	278	278
Hunters' and Anglers' Licenses	12,027	11,606	11,529
Industrial Site Recovery Act	1,475	1,393	1,391
Laboratory Certification Fees	1,539	950	1,000
Laboratory Certification Fines	1	60	60
Marina Rentals	954	840	840
Marine Lands - Preparation and Filing Fees	1,353	101	110
Medical Waste	3,811	3,800	3,800
Miscellaneous Revenue	33	8	8
Natural Resources Fund	42	---	---
New Jersey Green Acres Fund 1992	1,062	---	---
New Jersey Pollutant Discharge Elimination System	10,824	21,200	10,600
New Jersey Spill Compensation Fund	5,785	---	---
New Jersey Water Supply Authority Debt Service Repayments	770	770	770
Parks Management Fees and Permits	4,230	4,275	4,275
Parks Management Fines	164	175	175
Pesticide Control Fees	4,060	4,042	4,042
Pesticide Control Fines	33	35	35
Pollution Prevention Fund	245	---	---
Radiation Protection Fees	3,227	4,101	3,314
Radiation Protection Fines	11	27	29
Radon Testers Certification	179	300	270
Recycling Fund	48	---	---
Safe Drinking Water Fund	834	---	---
Shellfish and Marine Fisheries	8	9	8
Solid Waste - Utility Regulation Assessments	2,700	2,400	2,200
Solid Waste - Utility Regulation Fines	244	46	37
Solid Waste Fines - DEP	874	696	550
Solid Waste Management Fees - DEP	7,213	7,060	7,060
Solid and Hazardous Waste Disclosure	2,685	3,708	3,708
Spring Meadow Golf Course	500	500	500
Stormwater Permits	51	3,200	1,600
Stream Encroachment	1,384	1,330	1,355
Toxic Catastrophe Prevention Fees	1,271	1,200	1,198
Toxic Catastrophe Prevention Fines	34	50	50
Treatment Works Approval	1,158	1,100	1,100
Underground Storage Tanks	2,026	1,875	1,480
Water Allocation	2,048	2,100	2,100
Water Conservation Fund	79	---	---
Water Supply Fund	633	---	---
Water Supply Management Regulations	1,317	1,230	1,230
Water/Wastewater Operators Licenses	215	225	225
Waterfront Development Fees	1,282	1,090	1,100

REVENUES & EXPENDITURES

SCHEDULE I STATE REVENUES (thousands of dollars)

	Fiscal Year Ending June 30--		
	1998 Actual	1999 Estimated	2000 Estimated
Well Permits/Well Drillers/Pump Installers Licenses	1,000	1,000	1,000
Wetlands	9	10	10
Worker Community Right to Know - Fees	127	---	---
Worker Community Right to Know - Fines	38	40	40
	107,336	103,619	88,843
Department of Health and Senior Services:			
Admission Charge Hospital Assessment	---	---	20,400
Animal Control Act	431	557	557
Clinical Laboratory	232	---	---
Consumer Health Penalties	962	---	---
Health Care Reform	1,200	1,200	1,200
Hospital Rate Setting	118	---	---
Licenses, Fines, Permits, Penalties & Fees	2,492	790	790
Miscellaneous Revenue	219	---	---
Rabies Control	494	464	464
	6,148	3,011	23,411
Department of Human Services:			
Child Care Licensing/Adoption Law	276	300	300
Commission for the Blind - Miscellaneous	467	---	---
Early Periodic Screening and Diagnostic Testing	---	5,000	5,000
Federal Revenue Initiatives	60,054	---	---
Group Home Recoveries	10,143	---	---
Interim Assistance	399	---	---
Marriage License Fees	1,288	1,309	1,309
Medicaid Uncompensated Care - Acute	189,159	181,594	188,893
Medicaid Uncompensated Care - Mental Health	25,771	22,830	22,830
Medicaid Uncompensated Care - Piscataway	7,239	7,236	7,236
Medicaid Uncompensated Care - Psychiatric	178,424	156,148	164,573
Medicaid Uncompensated Care - UMDNJ	56,855	57,486	57,486
Medical Assistance - Recoveries	16,205	---	---
Medical Assistance-Federal Match on PAAD/Medicaid Dual Eligibles	---	1,202	601
Miscellaneous Revenue	1,712	---	2,732
Patients' and Residents' Cost Recovery - Developmental Disability	14,903	17,424	17,774
Patients' and Residents' Cost Recovery - Psychiatric Hospitals	52,858	43,499	41,148
Payments for Medical Assistance Recipients - Prescription Drugs	66,504	---	---
Purchased Institutional Care	-883	2,200	2,200
School Based Medicaid	24,767	26,000	26,000
Skill Development Recoveries	11,348	---	---
	717,489	522,228	538,082
Department of Labor:			
Special Compensation Fund	1,805	1,581	31,581
State Disability Benefits Fund	6,328	---	---
Workers' Compensation Assessment	16,169	11,332	11,332
Workforce Development	1,565	---	---
Workplace Standards - Licenses, Permits and Fines	2,409	1,711	1,220
	28,276	14,624	44,133
Department of Law and Public Safety:			
Beverage Licenses	5,919	2,000	2,000
Division of Consumer Affairs:			
General Revenues:			
Charities Registration Section	924	695	695
Consumer Affairs	2,023	---	2
Controlled Dangerous Substances	927	100	100
Legalized Games of Chance Control	1,340	1,390	1,390
Private Employment Agencies	616	258	258
Weights and Measures - General	3,345	2,612	2,612

REVENUES & EXPENDITURES

SCHEDULE I STATE REVENUES (thousands of dollars)

	-----Fiscal Year Ending June 30-----		
	1998 Actual	1999 Estimated	2000 Estimated
Professional Examining Boards:			
New Jersey Cemetery Board	245	140	140
State Board of Architects	435	435	435
State Board of Audiology and Speech-Language Pathology Advisory	87	87	87
State Board of Certified Public Accountants	691	691	691
State Board of Chiropractors	481	481	481
State Board of Cosmetology and Hairstyling	2,340	2,029	2,029
State Board of Dentistry	839	725	725
State Board of Electrical Contractors	481	481	481
State Board of Marriage Counselor Examiners	221	150	152
State Board of Master Plumbers	528	331	331
State Board of Medical Examiners	4,875	3,670	3,670
State Board of Mortuary Science	393	244	244
State Board of Nursing	3,485	2,900	2,900
State Board of Occupational Therapists and Assistants	---	57	57
State Board of Ophthalmic Dispensers and Ophthalmic Technicians	189	189	189
State Board of Optometrists	293	257	257
State Board of Orthotics and Prosthesis	1	32	32
State Board of Pharmacy	1,150	1,150	1,150
State Board of Physical Therapy	201	246	246
State Board of Professional Engineers and Land Surveyors	896	798	798
State Board of Professional Planners	185	120	120
State Board of Psychological Examiners	730	431	431
State Board of Public Movers and Warehousemen	346	228	228
State Board of Real Estate Appraisers	312	312	312
State Board of Respiratory Care	134	134	134
State Board of Shorthand Reporting	94	76	76
State Board of Social Workers	490	490	490
State Board of Veterinary Medical Examiners	252	157	157
Criminal Disposition	385	---	---
Environmental Regulation	6,020	---	---
FAIR Act Litigation Services	1,739	---	---
General Client Services	4,921	---	---
Insurance Fraud Task Force	578	---	---
JUA Litigation Services	46	---	---
Law Enforcement Officers Training and Equipment Fund	101	---	---
Law and Public Safety Regulation	5,370	---	---
Legal Services	5,616	---	---
Miscellaneous Revenue	1,553	---	---
New Jersey Transit Legal Services	4,114	---	---
Other Boating Fees	1	1	1
Pleasure Boat Licenses	2,226	3,300	3,300
Public Utilities Regulation	1,643	---	---
Racing Licenses and Fees	67	---	---
Retired Officer Handgun Permit	136	---	---
Safe & Secure Receipts	3,002	---	---
Securities Enforcement	6,546	5,398	5,398
State Police - Fingerprint Fees	5,805	1,014	1,014
State Police - Other Licenses	172	220	220
State Police - Private Detective Licenses	606	220	220
State Police Recruit Training	365	---	---
Victim and Witness Advocacy Fund	1,153	---	---
Violent Crime Compensation	5,296	3,780	3,930
	<u>92,929</u>	<u>38,029</u>	<u>38,183</u>
Department of Military and Veterans' Affairs:			
Miscellaneous Revenue	1,481	---	---
Soldiers' Homes	21,857	20,855	22,459
	<u>23,338</u>	<u>20,855</u>	<u>22,459</u>
Department of Personnel:			
Examination Fees	835	---	---
Human Resource Development Institute	1,467	---	---
	<u>2,302</u>	<u>---</u>	<u>---</u>

REVENUES & EXPENDITURES

SCHEDULE I STATE REVENUES (thousands of dollars)

	Fiscal Year Ending June 30		
	1998 Actual	1999 Estimated	2000 Estimated
Department of State:			
Miscellaneous Revenue	8	---	---
Department of Transportation:			
Air Safety Fund	1,411	965	965
Applications and Highway Permits	1,321	1,700	1,400
Auto Body Repair Shop Licensing	109	589	110
Autonomous Transportation Authorities	24,292	24,500	24,500
Commercial Bus Safety-Fines	---	---	500
Drunk Driving Fines	661	661	710
Federal Commercial Driver License Program	2,863	---	---
Good Driver	120,368	99,890	77,555
Heavy Duty Diesel Fines	47	1,266	1,330
Interest on Purchase of Right of Way	4	63	63
Logo Sign Program Fees	195	775	500
Miscellaneous Revenue	10	---	---
Motor Vehicle Database-Automated Access	8,943	9,469	9,860
Motor Vehicle Inspection Fund	66,146	66,400	66,100
Motor Vehicle Security - Responsibility Law Administration	16,500	9,712	10,382
Motor Vehicle Surcharge Program	4,670	---	---
Outdoor Advertising	1,532	740	740
Parking Offenses	380	300	300
Petitions and Motor Carrier Inspections	703	145	---
Photo Licensing	2,720	1,000	1,000
Placarded Railcar	94	---	---
Rental Receipts - Tenant Relocation Program	345	---	---
Salvage Title Program	356	360	355
School Bus Failure to Pass Inspection	---	---	750
School Bus Inspection Fee	---	561	---
Special Plate Fees	1,097	1,100	1,100
Uninsured Motorists Program	3,950	3,949	3,949
	258,717	224,145	202,169
Department of the Treasury:			
Assessments - Cable TV	2,934	3,080	3,095
Assessments - Public Utility	18,817	19,368	19,620
Business Personal Property	310	---	---
Casino Fines	142	150	150
Coin Operated Telephones	5,941	6,300	6,500
Commercial Recording - Expedited	3,301	2,803	2,803
Commissions	1,098	1,098	1,098
Communication Fee - Lottery	671	---	---
Cost Assessment	1,533	---	---
Equipment Leasing Fund - Debt Service Recovery	4,824	4,822	4,816
Escrow Interest - Construction Accounts	288	150	150
General Revenue - Fees	21,202	29,099	28,099
Higher Education Bond Interest Recoveries	221	221	221
Internet Delinquent Taxpayer Initiative	---	---	10,000
Investment Earnings	44,703	5,772	5,772
Lease and Leaseback	---	---	20,000
Miscellaneous Revenue	3,804	---	---
Nuclear Emergency Response Assessment	9,520	4,762	3,997
Public Defender Client Receipts	2,259	2,100	2,250
Public Utility Fines	831	300	300
Public Utility Gross Receipts and Franchise Taxes (Water/Sewer)	68,429	68,400	68,400
Public Utility Tax - Administration	3	10	10
Railroad Tax - Class II	2,524	4,800	2,550
Railroad Tax - Franchise	934	3,300	1,175
Rate Payer Advocate	3,833	4,230	4,859
SOIL Match	---	5,000	5,000
Sale of Real Property	5,963	---	---
Surplus Property	1,007	2,000	1,000
Tax Audit Services - Uncollected Revenue Recovery	182	---	---

REVENUES & EXPENDITURES

SCHEDULE I STATE REVENUES (thousands of dollars)

	-----Fiscal Year Ending June 30-----		
	1998 Actual	1999 Estimated	2000 Estimated
Tax Lien Sales	---	10,000	10,000
Transitional Energy Facilities Assessment	314,898	230,400	175,000
	<u>520,172</u>	<u>408,165</u>	<u>376,865</u>
Other Sources:			
Miscellaneous Revenue	710	1,500	500
Inter-Departmental Accounts:			
A.C. Convention Center Renovation-Casino Reimbursement	---	---	6,000
Administration and Investment of Pension & Health Benefit Funds - Recoveries	41,345	40,317	39,587
Drug Enforcement Demand Reduction	---	955	---
Employee Maintenance Deductions	856	600	300
Fringe Benefit Recoveries from Colleges and Universities	41,171	40,500	41,200
Fringe Benefit Recoveries from Federal and Other Funds	70,224	81,000	82,300
Fringe Benefit Recoveries from School Districts	13,897	12,000	14,800
Indirect Cost Recoveries - DEP Other Funds	10,321	13,000	13,000
Indirect Cost Recovery - Federal	14,844	---	---
MTF Revenue Fund	58,000	51,500	46,000
Miscellaneous Revenue	33	---	---
Monmouth Park Revenue	---	---	2,800
Rent of State Building Space	1,482	2,684	2,745
Social Security Recoveries from Federal and Other Funds	37,365	38,000	38,000
	<u>289,538</u>	<u>280,556</u>	<u>286,732</u>
Judicial Branch--			
The Judiciary:			
Civil Arbitration Program	3,575	---	---
Court Fees	59,132	60,977	60,980
Court Unification County Reimbursements	54,849	4,807	---
Miscellaneous Revenue	208	---	---
	<u>117,764</u>	<u>65,784</u>	<u>60,980</u>
<i>Total Miscellaneous Taxes, Fees, Revenues</i>	<u>2,325,026</u>	<u>1,845,053</u>	<u>1,840,037</u>
Interfund Transfers			
Alcohol Education Rehabilitation and Enforcement Fund	560	---	---
Beaches and Harbor Fund	144	138	105
Clean Communities Account Fund	725	725	2,725
Clean Waters Fund	82	409	409
Community Development Bond Fund	8	---	---
Correctional Facilities Construction Fund	57	35	35
Correctional Facilities Construction Fund (Act of 1987)	2,001	1,170	1,190
Cultural Center and Historic Preservation Fund (Act of 1987)	709	350	350
Development Potential Bank Transfer Fund	20	---	---
Developmental Disabilities Waiting List Reduction Fund	382	277	350
Emergency Flood Control Fund	280	16	13
Energy Conservation Fund	93	279	279
Farmland Preservation 1995	34	---	---
Farmland Preservation Fund	20	14	---
Farmland Preservation Fund 1989	48	---	---
Farmland Preservation Fund 1992	218	---	---
Fund for the Support of Free Public Schools	5,686	5,350	5,350
Green Trust Fund	14	---	---
Hazardous Discharge Fund	84	270	400
Hazardous Discharge Fund of (Act of 1986)	340	---	---
Hazardous Discharge Site Cleanup Fund	14,428	15,386	16,100
Health Care Subsidy Fund	9,000	22,500	21,600
Historic Preservation Fund 1992	461	467	467
Housing Assistance Fund	492	60	60
Human Services Facilities Construction Fund	123	93	45
Institutions Construction Fund	1	---	---

REVENUES & EXPENDITURES

SCHEDULE I STATE REVENUES (thousands of dollars)

	-----Fiscal Year Ending June 30-----		
	1998 Actual	1999 Estimated	2000 Estimated
Jobs, Education and Competitiveness Fund	75	150	200
Jobs, Science and Technology Fund	26	9	2
Judiciary - Child Support and Paternity Fund	1,360	1,290	1,290
Judiciary Bail Fund	1,795	1,700	1,700
Judiciary Probation Fund	271	250	250
Judiciary Special Civil Fund	174	150	150
Judiciary Superior Court Miscellaneous Fund	238	190	190
Legal Services Trust Fund	11,358	11,954	11,600
Medical Education Facilities Fund	30	25	10
Medical Malpractice Reinsurance Recovery Fund	---	14,500	---
Mortgage Assistance Fund	3,423	1,060	1,060
Motor Vehicle Security Responsibility Fund	8	8	8
NJ Bridge Rehab. and Improvement and R.R. Right-of-Way Preservation Fund	205	150	150
Natural Resources Fund	789	335	332
New Home Warranty Security Fund	7,000	---	1,450
New Jersey Bridge Rehabilitation and Improvement Fund	887	300	300
New Jersey Green Acres Fund (Act of 1983)	1,191	1,100	1,050
New Jersey Green Acres Fund (Act of 1992)	1,256	---	---
New Jersey Green Acres Fund - 1995	1,242	2,027	1,761
New Jersey Green Acres Fund 1989	41	---	---
New Jersey Green Trust Fund (Act of 1992)	2,157	2,027	65
New Jersey Green Trust Fund - 1995	150	---	2,228
New Jersey Green Trust Fund 1989	293	---	---
New Jersey Spill Compensation Fund Administrative Costs	12,942	13,661	13,661
Pollution Prevention Fund	1,565	1,625	1,625
Public Purpose Buildings Construction Fund	93	40	15
Public Purpose and Community Based Facilities Construction Fund	70	120	350
Resource Recovery and Solid Waste Disposal Facility Fund	191	224	224
Safe Drinking Water Fund	1,936	2,024	2,024
Sanitary Landfill Facility Contingency Fund	146	2,916	5,416
School Fund Investment Account	2,472	2,558	2,607
Shore Protection Fund	---	750	725
Solid Waste Services Tax Fund	100	75	75
State Disability Benefit Fund General Account	24,767	25,539	25,039
State Land Acquisition and Development Fund	29	20	35
State Lottery Fund	642,830	665,000	670,000
State Lottery Fund - Administration	15,571	14,179	14,207
State Recreation and Conservation Land Acquisition Fund (Act of 1971)	1	---	---
State Recreation and Conservation Land Acquisition and Development (Act of 1974)	123	115	110
State Recycling Fund	919	959	959
State of New Jersey Cash Management Fund	1,781	1,750	1,750
Stormwater Management and Combined Sewer Overflow Abatement Fund	441	---	---
Tobacco Settlement Fund	---	---	92,808
Transportation Rehabilitation and Improvement Fund of 1979	---	14	15
Unclaimed Insurance Payments	111	100	100
Unclaimed Personal Property Trust Fund	59,189	46,000	46,000
Unemployment Compensation Tax Auxiliary Fund	11,607	11,747	21,867
Unsatisfied Claim and Judgment Fund	3,035	2,440	2,134
Wage and Hour Trust Fund	59	75	75
Wastewater Treatment Fund - 1992	68	2,882	2,982
Wastewater Treatment Trust Fund 1992	34	---	---
Water Conservation Fund	764	307	216
Water Supply Fund	4,593	3,091	3,091
Worker and Community Right to Know Fund	2,542	2,595	2,595
Workforce Development Partnership Fund	30,436	33,917	44,917
<i>Total Interfund Transfers</i>	<u>888,394</u>	<u>919,487</u>	<u>1,028,896</u>
Total State Revenues General Fund	<u>11,450,080</u>	<u>11,511,738</u>	<u>11,995,870</u>

PROPERTY TAX RELIEF FUND

Gross Income Tax	<u>5,590,579</u>	<u>6,065,000</u>	<u>6,477,000</u>
----------------------------	------------------	------------------	------------------

REVENUES & EXPENDITURES

SCHEDULE I STATE REVENUES (thousands of dollars)

	-----Fiscal Year Ending June 30-----		
	1998 Actual	1999 Estimated	2000 Estimated
CASINO CONTROL FUND			
Investment Earnings	497	---	---
License Fees	53,127	55,343	55,166
<i>Total Casino Control Fund</i>	<u>53,624</u>	<u>55,343</u>	<u>55,166</u>
CASINO REVENUE FUND			
Boarding House Rental Assistance Fund	---	2,000	---
Casino Simulcasting Fund	2,700	165	165
Gross Revenue Tax	312,734	325,000	328,435
Investment Earnings	748	1,000	1,000
PAAD Recoveries	33,191	---	---
<i>Total Casino Revenue Fund</i>	<u>349,373</u>	<u>328,165</u>	<u>329,600</u>
GUBERNATORIAL ELECTIONS FUND			
Taxpayers' Designations	899	1,500	1,500
TOTAL STATE REVENUES	<u>17,444,555</u>	<u>17,961,746</u>	<u>18,859,136</u>

REVENUES & EXPENDITURES

SCHEDULE II OTHER REVENUES (thousands of dollars)

	Fiscal Year Ending June 30		
	1998 Actual	1999 Estimated	2000 Estimated
Dedicated:			
Executive Branch--			
Chief Executive:			
State Authority Review and Oversight	1,065	1,000	1,000
Department of Agriculture:			
Administration - Development Potential Transfer Bank	45	75	125
Administrative Costs - Farmland Preservation	707	990	1,370
Animal and Plant Disease Control	---	118	118
Commodity Distribution	1,308	1,500	1,500
Dairy and Commodity Regulation	---	350	350
Fruit and Vegetable Grading Service	161	150	155
Future Farmers of America - Student Loans from DOE	62	68	68
Horse Breeding and Development Fund	450	550	550
Nursery Inspection Program	---	179	209
Poultry Service	864	683	833
Sire Stakes	4,755	5,500	5,500
Standardbred Breeder Awards	266	325	318
Stormwater Discharge Permit Fees	---	110	118
Miscellaneous	422	249	248
	9,040	10,847	11,462
Department of Banking and Insurance:			
Fines Collected by the Insurance Fraud Division	1,914	1,914	1,914
Individual Health Care Program Assessments	34,560	34,560	34,560
Public Adjusters Licensing	---	39	39
Special Fund for the Distribution of Cash Assets	456	790	790
Supervision and Examination of Financial Institutions	---	250	250
Miscellaneous	65	64	64
	36,995	37,617	37,617
Department of Community Affairs:			
Boarding Home Rental Assistance Fund	685	485	485
City of Wildwood Rental Assistance Section VIII	321	---	---
Enforcement of Workplace Standards - Receipts	---	900	900
Grants to Displaced Homemaker Centers	715	660	660
Hackensack Meadowlands Development Commission - Operations	---	3,005	3,205
Health Care Facilities Construction	---	500	500
Housing Code Enforcement	---	667	1,186
Housing Opportunities for Persons with AIDS	264	539	539
Housing Services	837	1,056	1,056
New Home Warranty Program	5,742	6,600	6,644
Paterson Housing Opportunities for Persons with AIDS Program	24	300	300
Prevention of Homelessness	211	279	211
Subcontract with the City of Camden - Section 8	479	595	595
Uniform Construction Code	---	1,982	1,982
Uniform Fire Code	---	5,022	5,022
Union County Rental Assistance Section VIII	824	899	860
Urban Coordinating Council - Reebok Settlement	273	---	---
Miscellaneous	976	107	107
	11,351	23,596	24,252
Department of Corrections:			
Administration and Support Services	473	1,000	1,082
Program Operations Support	13,966	15,668	13,037
Miscellaneous	575	362	386
	15,014	17,030	14,505
Department of Education:			
Compliance and Auditing	2,152	2,200	2,200
Facilities Planning and School Building Aid	---	161	161
Marie H. Katzenbach School for the Deaf-Tuition-Local Boards	6,489	6,467	6,735
Professional Development and Licensure	598	340	383
Program for Medically Fragile/Behaviorially Difficult Deaf Pupils	577	651	862

REVENUES & EXPENDITURES

SCHEDULE II OTHER REVENUES (thousands of dollars)

	-----Fiscal Year Ending June 30-----		
	1998 Actual	1999 Estimated	2000 Estimated
Project for Handicapped Infants	170	183	236
Youth Transitions to Work - Programmatic	---	2,664	2,664
Miscellaneous	319	234	252
	<u>10,305</u>	<u>12,900</u>	<u>13,493</u>
Department of Environmental Protection:			
1992 Wastewater Treatment Fund	2,038	1,455	1,199
Administrative Costs Water Supply Bond Act of 1981 - Management	---	317	274
Administrative Costs Water Supply Bond Act of 1981 - Planning and Standards	---	374	390
Administrative Costs Water Supply Bond Act of 1981 - Watershed and Aquifer	---	620	626
Bakers Basin Land Sale	5,165	---	63
Battleship New Jersey Memorial Fund	219	220	220
Battleship New Jersey Tax Check-Off	134	135	135
Board of New Jersey Pilot Commissioners	188	138	188
Control-Hunters' and Anglers' License Fund	---	969	471
Cooperative Construction Trades Program (Education)	150	180	180
Dam Repair Administrative Costs	---	98	160
Drinking Water State Revolving Fund - Capacity Development	---	413	800
Drinking Water State Revolving Fund - Delineation and Assessments	---	2,795	---
Drinking Water State Revolving Fund - Operator Certification	---	348	800
Drinking Water State Revolving Fund - Program Administration	---	1,118	1,000
Drinking Water State Revolving Fund - Small System Technical Assistance	---	298	500
Drinking Water State Revolving Fund - Source Water Program Administration	---	471	800
Endangered and Nongame Species of Wildlife Fund	243	210	225
Exotic and Nongame Species Inspection Fund	175	200	175
Farley Marina Escrow	319	325	350
Forest Resource Management Special Revenue	---	200	200
Green Acres Administration	---	1,910	1,880
Hazardous Discharge Site Cleanup Fund- Responsible Party	---	8,264	7,550
Hazardous Waste Bond Administrative Costs	---	566	---
Landscape Irrigation Contractor Certification	61	126	30
Lease Buyout - Vernon Valley / Great Gorge	---	275	275
Low Level Radioactive Waste Disposal Facility Siting Board - Operations	340	---	---
Mammography Quality Standards Act	314	270	270
Marina Rentals	---	100	90
New Jersey Outdoors	---	129	170
New Jersey Shade Tree and Community Forestry Program	---	50	100
New Jersey Waterfowl Stamp Act	72	200	140
Nuclear Emergency Response	---	---	759
Oil Spill Prevention	---	947	1,017
Palisades Interstate Park Commission (PIPC) - Court Fund Revenue	---	450	450
Palisades Interstate Park Commission (PIPC) - Gas Station Revenue	---	1,910	1,960
Palisades Interstate Park Commission (PIPC) - Operating Fund Revenue	---	939	940
Parks Management Revolving Fund	---	600	600
Pollution Prevention	---	561	547
Port Authority-Liberty Walkway	---	225	---
Publicly-Funded Site Remediation	---	2,373	1,886
Recycling of Solid Waste	---	379	375
Responsible Party Site Remediation	---	2,128	2,248
Safe Drinking Water Fund	---	897	868
Sanitary Landfill Facility Contingency Fund - Administration	---	168	177
Shellfish Enforcement	139	140	140
Shellfish Management	112	115	115
Shore Protection Fund Projects	893	---	---
Shore Protection License Plates	1,020	1,000	1,000
Spill Prevention, Response and Site Cleanup, Non-Site Specific Costs	---	684	528
Spring Meadow Golf Course	---	840	840
State Revolving Fund - Administrative Costs (Federal)	2,010	2,383	2,400
Tidelands Peak Demands	---	1,365	1,440
Toxic Source Trackdown	17	100	65
Worker and Community Right to Know Act	---	222	419
Miscellaneous	1,063	691	615
	<u>14,672</u>	<u>41,891</u>	<u>38,650</u>

REVENUES & EXPENDITURES

SCHEDULE II OTHER REVENUES (thousands of dollars)

	-----Fiscal Year Ending June 30-----		
	1998 Actual	1999 Estimated	2000 Estimated
Department of Health and Senior Services:			
AIDS Drug Distribution Program Rebates	1,527	1,600	2,000
Administrative Overhead - Non State Program	1,133	2,430	2,430
Alcohol Education Rehabilitation and Enforcement Fund	1,776	1,966	1,934
Bergen/Passaic Title I Contract	---	200	200
Certificate of Need Program	3,426	3,475	1,200
Clinical Laboratory Improvement Services	420	400	450
Drug Enforcement Demand Reduction Fund	---	350	350
Emergency Medical Technician Training Fund	71	1,800	1,800
Epidemiology of Mid-Gastrointestinal Tract Cancers	---	460	460
Health Care Cost Reduction Fund	14,308	45,730	37,886
Health Care Planning	5,237	7,200	7,830
Health Care Reform Act	4,037	6,000	---
Health Facilities Licensing and Inspections	---	---	2,000
Health Hazard Assessment Drinking Water	19	370	400
Hudson County AIDS Drug Distribution Program	---	600	600
Long Term Care Systems Development & Quality Assurance	---	2,051	---
NJ Emergency Medical Services Helicopter Response Program	---	1,894	1,894
New Jersey Breast Cancer Research Fund	243	250	240
Newark AIDS Drug Distribution Program	---	500	500
Office of the Public Guardian	362	380	380
Philadelphia AIDS Grant	---	---	2,000
Retail Tobacco Licenses - Vendor Compliance	781	640	750
Union County AIDS Drug Distribution Program	171	150	150
WIC Rebates	16,942	24,000	24,000
Worker and Community Right to Know	1,399	---	---
Miscellaneous	2,522	3,671	2,348
	54,374	106,117	91,802
Department of Human Services:			
Administration and Support Services	31,650	27,052	27,110
Catastrophic Illness in Children Relief Fund	1,016	1,130	1,130
Child Support Consolidation	---	---	5,594
Children's Trust Fund	309	519	519
Client Co-Payments-Developmental Disabilities	1,562	28,000	38,000
Control - Management and Administrative Services	---	475	475
Criminal History Record Checks	---	120	120
Legally Responsible Relatives-Probation-Supplemental Security Income	1,248	1,308	1,308
NJ KidCare	667	11,619	26,198
New Jersey Health Care Hospital Payments	374,895	421,500	421,500
Old Age Survivors Insurance	2,901	2,238	2,238
Personal Needs Allowance	---	600	600
SSA Reimbursement to Enhance the Vocational Rehabilitation	74	300	300
Miscellaneous	168	---	---
	414,490	494,861	525,092
Department of Labor:			
Division of Workers Compensation Uninsured Employers	2,394	---	---
Enforcement of Workplace Standards - Receipts	---	1,000	1,024
Health Care Tax Collection	5,197	5,500	5,500
Private Disability Insurance Plan	---	673	673
Realizing Economic Achievement - County Programs	935	---	---
Reimbursement to Unemployment Insurance for Joint Tax Functions	---	1,928	1,928
Special Compensation Fund	57,772	113,276	117,276
State Disability Insurance Plan	---	3,687	3,687
Workers' Compensation	---	5,219	5,219
Workforce Development Partnership - Counselors	---	600	600
Workforce Development Partnership Program	---	808	808
Miscellaneous	316	42	35
	66,614	132,733	136,750
Department of Law and Public Safety:			
Administration and Support Services	---	1,200	1,200
Atlantic County Detention Center	---	1,523	1,527
Backstretch Benevolence	246	210	210
Charity Racing Day for the Developmentally Disabled	146	100	100
Chemists-County Funding	161	---	---

REVENUES & EXPENDITURES

SCHEDULE II OTHER REVENUES (thousands of dollars)

	-----Fiscal Year Ending June 30-----		
	1998 Actual	1999 Estimated	2000 Estimated
Civil Rights Fees and Penalties Collected	---	13	16
Claims - Victims of Crime	---	3,500	3,500
Commercial Vehicle Enforcement Program	---	6,060	6,999
Commissions Award Program	3,105	2,500	2,500
Consumer Affairs Charitable Registrations Program	---	110	230
Consumer Affairs Weights and Measures Program	---	1,121	750
Controlled Dangerous Substance Registration Program	---	738	800
Criminal Disposition and Revenue Collection Fund	---	400	400
Criminal Justice	---	1,338	1,222
D.O.T./State Police Construction Detail	---	1,745	2,938
Division of Consumer Affairs-Appropriated Receipts	---	2,306	2,335
Election Law Enforcement	---	200	200
Federal Highway Hazardous Materials Transportation Regulation	---	135	135
Forfeiture Program	2,304	4,500	3,500
Insurance Fraud Operations	---	25,071	25,071
Investigative Unit	435	355	355
Medical Examiner Services	5,281	5,200	5,507
Motorcycle Safety Education Fund	294	160	---
New Jersey Emergency Medical Service Helicopter Program	---	4,175	4,175
New Jersey Expressway Authority	2,211	2,929	3,162
New Jersey Parkway Authority	13,961	15,174	16,715
New Jersey Sports and Exposition Authority	---	150	150
New Jersey Turnpike Authority	17,626	17,385	18,778
Noncriminal Records Checks	---	3,800	4,800
Northeast Hazardous Waste Project-RCRA	189	175	4
Operation of State Professional Boards	---	9,150	11,477
Pari-Mutuel Racing in Accordance with N.J.S.A. 5:5-37	581	570	570
Pre-Race Blood Testing and Chemical Testing Program	3,699	2,642	2,800
Private Employment Agencies-Appropriated Revenue	---	310	362
Racing Officials	717	937	937
Regulation of Alcoholic Beverages	---	1,400	1,639
Regulation of Racing Activities	1,561	2,697	2,121
Retired Officers Handgun Permits	---	150	136
Review and Enforcement of Ethical Standards	---	8	8
SFEA Funds	19,697	25,872	26,649
Safe and Secure Neighborhoods Program	15,936	6,744	7,100
Securities Enforcement Fund	---	1,257	1,600
Securities Enforcement-Criminal Justice	---	372	336
State Athletic Control	750	608	653
State Forensic Laboratory Fund Program	728	700	700
State Police Central Lab Operations	---	800	800
State Police Equine Lab Unit	---	1,056	1,047
State Police Operations	---	2,232	2,262
State Police Recruit Training	---	310	365
State Police-Private Detective Receipts	---	310	387
State Veterinarians--New Jersey Racing Commission	744	841	841
Victim and Witness Advocacy Fund	---	1,150	1,027
Miscellaneous	2,247	275	275
	<u>92,619</u>	<u>162,664</u>	<u>171,371</u>
Department of Military and Veterans' Affairs:			
Burial Services	---	205	256
NJ National Guard Youth Challenge Program	122	---	---
New Jersey National Guard Support Services	---	600	600
Transitional Housing	---	263	263
Miscellaneous	117	50	100
	<u>239</u>	<u>1,118</u>	<u>1,219</u>
Department of Personnel:			
Human Resource Development Institute	---	618	618
Shared Services Pilot Program	---	222	222
State and Local Government Operations	---	1,709	1,109
	<u>---</u>	<u>2,549</u>	<u>1,949</u>

REVENUES & EXPENDITURES

SCHEDULE II OTHER REVENUES (thousands of dollars)

	Fiscal Year Ending June 30		
	1998 Actual	1999 Estimated	2000 Estimated
Department of State:			
Extraordinary Programming	539	539	539
Historic Trust Administrative Costs	---	245	245
Museum Services	---	115	115
Public Broadcasting Services	5,709	5,356	5,356
Receipts Derived From the Leasing of Space on Transmitter Towers	881	950	950
Receipts Derived From the Rental of Studio and Production Facilities	1,250	1,200	1,200
Receipts Derived From the Sale or Rental of NJPTV Productions	69	85	65
TV Food Network/Time Warner Capital Project	---	425	---
Miscellaneous	160	305	305
	8,608	9,220	8,775
Department of Transportation:			
Commercial Vehicle Enforcement Program	15,343	13,640	13,640
Cost of "Cause" Plates	166	---	---
County and Other Shared Projects	4,394	---	---
Enhanced Surcharge Collection	---	1,400	1,400
Installation of Traffic Control Devices	3	---	---
Motor Vehicle Inspection Fund	291	1,308	534
NJ Medical Service Helicopter Response Act	6,261	---	---
Outdoor Advertising Program	---	648	648
Photo Licensing Program	---	860	1,220
Placarded Railcar Program	---	94	94
Rental Receipts	---	304	304
Surcharge Litigation - Lawyers and Collection firms	---	1,243	746
	26,458	19,497	18,586
Department of the Treasury:			
Administration of State Lottery	---	720	720
Administrative Overhead, Non-State Programs	---	80	80
Annual Licensing Fee--Office of Administrative Law Publications	864	927	927
Bayshore Development	179	100	100
Capital City Redevelopment Corporation	352	420	328
Economic Recovery Fund	14,032	14,032	14,032
Energy Tax Receipts	739,999	745,000	750,000
Governor's Council on Alcoholism and Drug Abuse	11,890	10,000	11,305
Healthcare	---	650	650
Joint Dredging Plan for Port of NY and NJ	12,410	21,000	20,000
Joint Dredging Plan for Port of NY and NJ - Administrative Costs	150	---	---
Judicial Hearings Receipts	3,074	3,158	3,158
Lockheed	11,300	8,800	9,200
New Jersey College Loans to Assist State Students (NJCLASS)	1,671	1,534	1,796
Office of Management and Budget	---	5,453	5,500
Other Capital Building Services	1,951	2,374	2,276
Other Distributed Taxes	2,325	2,325	3,326
Property Management and Construction - Property Management Services	141	155	25
Public Finance Activities	---	640	640
Royalty--Office of Administrative Law Publications	176	---	---
Soil Program Receipts	---	400	500
The Primary Care Physician/Dentist Loan Redemption Program	---	1,000	1,000
Unclaimed Property Trust Fund	2,924	3,146	3,484
Unemployment Insurance	---	2,108	2,108
Urban Enterprise Zone (UEZ) Authority (P.L. 1993,C.367) Administrative Expenses ..	1,417	1,662	1,715
Urban Enterprise Zone Administration Employer Rebates	172	230	230
Urban Programs	269	450	450
Wage Reporting/Temporary Disability Insurance	---	279	279
Workforce Development	---	57	57
Miscellaneous	2,193	505	650
	807,489	827,205	834,536
Judicial Branch--			
The Judiciary:			
Automated Traffic System for Municipal Courts	8,312	7,000	8,200
Civil Courts	381	390	377
Comprehensive Enforcement Program	783	550	872
Court Adult Probation System	289	275	400

REVENUES & EXPENDITURES

SCHEDULE II OTHER REVENUES (thousands of dollars)

	Fiscal Year Ending June 30		
	1998 Actual	1999 Estimated	2000 Estimated
Electronic Access To Court Records	516	666	565
Probation Residential Education Program (PREP)-Camden	118	---	---
Supreme Court	7,324	8,257	9,172
Miscellaneous	738	104	66
	<u>18,461</u>	<u>17,242</u>	<u>19,652</u>
<i>Total Dedicated</i>	<u>1,587,794</u>	<u>1,918,087</u>	<u>1,950,711</u>

Federal:

Executive Branch--			
Department of Agriculture:			
Child Nutrition - Administration	1,723	2,800	2,168
Child Nutrition - Child Care	27,246	38,700	43,142
Child Nutrition - School Lunch	104,774	121,000	128,260
Child Nutrition - Special Milk	970	1,300	1,378
Child Nutrition - Summer Programs	4,495	8,348	8,847
Cooperative Gypsy Moth Suppression	2	120	125
Farmland Preservation	920	---	---
Fish Inspection Services	194	200	100
Hemlock Woolly Adelgid	29	44	---
Indemnities-Cattle, Swine and Fowl Diseases	---	18	20
Inspection Services	---	---	80
Jobs Bill	977	1,150	1,200
Nutrition Education and Training	98	75	169
School Breakfast	14,803	20,150	21,200
Team Nutrition Training	---	195	207
Various Federal Programs and Accruals	1,201	145	138
	<u>157,432</u>	<u>194,245</u>	<u>207,034</u>
Department of Community Affairs:			
Community Services Block Grant	12,203	14,000	14,000
Emergency Shelter Grants Program	821	1,100	1,650
HOPE for Elderly Independence Demonstration Program	---	400	220
Intermediary Technical Assistance Grant	126	---	---
Lead-Based Paint Abatement in Low and Moderate Income Housing	2,707	---	---
Mobile Home Monitoring Service	7	---	---
Moderate Rehabilitation Housing Assistance	10,792	13,346	13,346
National Affordable Housing-HOME Investment Partnerships	4,766	7,500	7,600
Permanent Housing for the Handicapped Homeless	737	350	150
Section 8 Community Investment	178	501	450
Section 8 Existing Housing Rental Assistance	76,080	70,946	71,012
Section 8 Housing Voucher Program	38,086	42,372	51,872
Shelter Plus Care Program	---	540	415
Small Cities Block Grant Program	10,588	11,500	11,500
Supplemental Assistance for Facilities to Assist the Homeless	---	382	735
Transitional Housing - Homeless	---	1,000	362
Weatherization Assistance Program	3,749	2,815	2,815
Various Federal Programs and Accruals	1,624	60	60
	<u>162,464</u>	<u>166,812</u>	<u>176,187</u>
Department of Corrections:			
Roving Drug Interdiction Unit	---	---	167
SSA Incentive Payments	21	50	---
State Criminal Alien Assistance Program	---	10,500	10,500
	<u>21</u>	<u>10,550</u>	<u>10,667</u>
Department of Education:			
AIDS Prevention Education	535	659	659
Adult Basic Education - Administration/Discretionary	4,131	10,414	10,405
Bilingual and Compensatory Education - Homeless Children and Youth	259	634	634
Byrd Scholarship Program	710	1,064	1,064
Character Education Partnership	---	274	274
Christa McAuliffe Fellowship Program	---	45	45
Class Size Reduction	---	---	27,500
Comprehensive School Reform - FEI Administration	---	686	686

REVENUES & EXPENDITURES

SCHEDULE II OTHER REVENUES (thousands of dollars)

	-----Fiscal Year Ending June 30-----		
	1998 Actual	1999 Estimated	2000 Estimated
Comprehensive School Reform Title I - Administration	---	2,624	2,624
Comprehensive System of Personnel Development (CSPD)	93	178	178
Deaf/Blind Children Services - Administration/Discretionary	231	366	366
Drug Use/ Violence Prevention Data Collection	---	150	150
Drug-Free Schools and Communities - Administration	8,850	10,190	10,190
EESA, Title II - Math/Science Training, Exemplary	6,228	7,350	7,350
Eisenhower Math/Science Grant - Critical Skills	1,005	1,290	1,290
Emergency Immigrants Education Assistance - Administration	3,397	4,962	4,962
Even Start Family Literacy Grant - Discretionary	825	2,410	2,410
Goals 2000 - Technology	7,535	11,629	11,629
IASA Consolidated Administration	2,354	5,069	4,423
IDEA - Handicapped	103,226	136,152	136,302
Innovative Education, Title VI - Discretionary	8,524	9,849	9,849
Learn And Serve Community Based	---	200	200
Migrant Education - Administration/Discretionary	426	1,283	1,283
NCS - Disability Funds	---	155	159
NCS - Learn and Serve America (K-12)	533	644	644
NCS - Program Development Assistance and Training	---	153	153
NCS - State Commission	310	350	350
NCS - Urban School Services Corp	4,494	6,615	6,615
New Jersey Partnership for Transition	253	339	350
Pre-School Incentive Grant - Administration/Discretionary	14,551	11,645	11,645
Program Development Assistance Training	124	---	---
Public Charter Schools	838	2,770	2,770
Safe & Drug-Free Schools - Governor's Portion, Discretionary	1,005	2,652	2,652
School to Work Opportunities	1,073	6,000	6,000
Technology Literacy Challenge Fund	479	10,455	10,455
Title 1 Admin Program Improvement	---	---	627
Title I - Capital Expenses	426	2,235	2,235
Title I - LEA Disadvantaged	146,281	166,000	166,000
Title I, Part D - Neglected & Delinquent	1,459	2,548	2,362
Vocational Education - Basic Grants, Administration	20,732	22,368	22,265
Vocational Education Technical Preparation	702	2,300	2,300
Vocational Education Technical Preparation Title III-E	485	---	---
Various Federal Programs and Accruals	4,037	180	180
	346,111	444,887	472,235
Department of Environmental Protection:			
Air Deposition	---	700	700
Air Pollution Maintenance Program	4,732	6,319	6,319
Appalachian Trail Improvement (ISTEA)	---	50	50
Appalachian Trail Viewshed Acquisition (ISTEA)	---	500	500
Archaeological & History/GIS Inventory (ISTEA)	---	1,700	1,700
Artificial Reef Program	164	300	325
Boat Access (Fish and Game)	---	400	400
CERCLA Grants	---	250	---
Cape May Point State Park Bikeway (ISTEA)	---	200	200
Clean Vessels	---	1,000	1,000
Climate Change Action Plan (Recycling of Landfill Gases)	---	300	100
Coastal Zone Management Implementation	1,927	4,117	4,417
Consolidated Forest Management	284	935	935
Construction Grants Program	64	59,617	59,600
Delaware & Raritan Canal Route 1 Crossing (ISTEA)	---	825	825
Delaware & Raritan Canal State Park Multi-Purpose Trail-Phase II (ISTEA)	---	400	400
Delaware & Raritan Canal State Park Multi-Purpose Trail-Phase III (ISTEA)	---	500	500
Delaware & Raritan Canal State Park Old Rose to Mulberry St. (ISTEA)	---	250	250
Delaware & Raritan Canal State Park/Bordentown Outlet (ISTEA)	---	820	820
Endangered Species	53	90	60
Environmental Justice	---	250	250
Environmental Technology Initiative	222	---	---
Estuary Program	132	1,240	1,390
Fish and Wildlife Health	44	---	112
Forest Resource Management-Cooperative Forest Fire Control	122	214	214
Forked River Annex Land Acquisition	---	330	333
Good Luck Point Land Acquisition	---	480	480
Hazardous Waste - Resource Conservation Recovery Act	4,674	4,281	4,281
Historic Preservation Survey & Planning	451	900	1,000

REVENUES & EXPENDITURES

SCHEDULE II OTHER REVENUES (thousands of dollars)

	-----Fiscal Year Ending June 30-----		
	1998	1999	2000
	Actual	Estimated	Estimated
Hunters' and Anglers' License Fund	3,298	5,790	5,790
Island Beach State Park Bikeway Extension (ISTEA)	---	600	600
Land and Water Conservation Fund	---	5,000	5,000
Liberty State Park Archival Facility (ISTEA)	---	726	726
Liberty State Park Ferry Slip Restoration (ISTEA)	---	2,000	2,000
Liberty State Park Train Sheds-Structural Report (ISTEA)	---	350	350
Liberty State Park-Bus Terminal (ISTEA)	---	400	400
Manahawkin Lake Restoration Phase II	35	---	---
Marine Fisheries Investigation and Management	602	1,110	1,150
Maurice River II	---	1,000	1,000
Monitoring and Planning	581	---	---
Multi-Media	175	500	500
NPDES Implementation Support Program	1,087	900	900
National Coastal Wetlands Conservation	---	775	1,000
National Dam Safety Program (FEMA)	---	---	50
National Geologic Mapping Program	30	200	200
National Recreational Trails	97	642	642
Non-Point Source Implementation (319H)	2,546	2,000	4,000
Particulate Monitoring Grant	---	1,500	1,000
Paulinskill Valley Trail Improvements (ISTEA)	---	550	550
Pesticide Recording Program	---	---	20
Pesticide Technology	675	660	660
Pinelands Grant - Acquisition	---	6,000	6,000
Pollution Prevention Incentive	69	100	100
Preliminary Assessments/Site Inspections	1,387	3,175	3,500
Radon Program	611	600	500
Safe Drinking Water Act	2,291	19,757	21,300
Salem River Meadows	---	1,000	1,000
Sloop/Maple Creek Acquisition	---	350	350
State Wetlands Conservation Plan	113	500	500
State/EPA Data Management Grant	154	500	500
Statewide Trail Implementation (ISTEA)	---	110	110
Stewardship Land Type Association	---	20	20
Stout's Creek Land Acquisition	---	---	750
Superfund Grants	8,037	25,000	25,000
Sussex Branch Trail Bridges (ISTEA)	---	1,127	1,127
Sussex Branch Trail Connector (ISTEA)	---	75	75
U.S. Department of Energy/Inventory of Greenhouse Gases	---	400	400
Underground Injection Control	43	90	90
Underground Storage Tanks	2,196	1,855	1,855
Voluntary Cleanup - Site Specific	9	100	450
Water Monitoring and Planning	---	1,600	1,000
Water Pollution Control Program	769	2,400	2,600
Watershed Indicators	---	300	300
Various Federal Programs and Accruals	1,639	1,218	1,539
	<u>39,313</u>	<u>177,948</u>	<u>182,765</u>
Department of Health and Senior Services:			
Abstinence Education - FHS	---	900	843
American Stop Smoking Intervention Study	895	1,270	1,700
Breast Cancer Epidemiology	---	3,000	---
Childhood Lead Poisoning	877	1,100	1,100
Clinical Laboratory Improvement Amendments Program	677	612	520
Comprehensive AIDS Resources Grant	27,947	40,000	43,000
Comprehensive Breast and Cervical Cancer	1,812	3,200	3,200
Counseling on Health Insurance for Medicare Enrollees	---	300	600
Demand and Needs Assessment for Alcohol and Drug Abusers	---	574	77
Demonstration Program to Conduct Health Assessments	1,363	2,700	2,700
Dietetic Internship	---	460	460
Early Intervention for Infants & Toddlers with Disabilities (Part H)	17,637	9,700	11,065
Epidemiology 2000 - Electronic Surveillance	70	250	250
Essex County Healthy Start Initiative	665	500	500
Evaluating Client-Centered HIV Prevention Counseling	150	413	668
Family Planning Program-Title X	3,432	3,100	3,100
Federal Lead Abatement Program	607	800	769
Food Inspection	235	274	274
HIV/AIDS Prevention and Education Grant	9,990	12,800	13,000

REVENUES & EXPENDITURES

SCHEDULE II OTHER REVENUES (thousands of dollars)

	-----Fiscal Year Ending June 30-----		
	1998	1999	2000
	Actual	Estimated	Estimated
HIV/AIDS Surveillance Grant	4,171	5,637	6,055
Hepatitis C Virus Infection Programs	---	360	---
Housing Opportunities For Persons With AIDS	1,639	1,400	2,226
Immunization Project	5,955	8,570	7,185
Lyme Disease Research	140	211	200
Maternal and Child Health Block Grant	10,537	12,700	12,700
Medicare/Medicaid Inspections of Nursing Facilities	4,737	7,976	7,600
N.J. Project: Providing a MED Home in a Neighborhood of Services	100	116	116
National Council on Aging - Senior Employment Services Project	2,236	3,000	3,000
National Program of Cancer Registries	563	1,500	1,700
Newark Targeted Cities Project - Substance Abuse	2,522	---	---
Older Americans Act - Title III	9,968	29,150	29,150
Pediatric AIDS Health Care Demonstration Project	1,277	2,200	2,200
Preventative Health and Health Services Block Grant	3,571	5,882	6,382
Prostate Cancer Study	---	375	---
Public Employees Occupational Safety & Health - State Plan	---	500	500
Residential Substance Abuse Treatment for Pregnant/Postpartum Women	530	671	---
Sentinal Event Notification System-Occupational Risks	189	150	200
State Based Diabetes Program	283	750	800
State-Based Birth Defects Surveillance Demonstration Project	65	64	800
Substance Abuse Block Grant	44,414	45,262	44,877
Supplemental Food Program-W.I.C.	73,091	100,000	86,000
Tuberculosis Control Program	5,280	8,900	8,900
USDA Older Americans Act - Title III	1,502	3,900	3,900
Venereal Disease Project	1,973	2,650	2,300
Vital Statistics Component	1,198	674	685
WIC Farmer's Market Nutrition Program	82	217	203
Various Federal Programs and Accruals	4,607	3,035	4,957
	246,987	327,803	316,462
Department of Human Services:			
Block Grant Mental Health Services	8,555	8,107	8,107
Child Care Block Grant	78,112	72,416	77,417
Child Support Enforcement Program	55,405	98,932	115,141
Community Based Residential Program Grant	554	1,000	1,000
Community Care Waiver	98,292	143,323	162,363
Developmental Disabilities Council	1,533	1,566	1,570
Federal Independent Living	232	519	519
Food Stamp Program	83,157	88,745	89,291
Foster Grandparents Program	218	851	859
Low Income Energy Assistance Block Grant	46,812	43,410	43,410
Projects for Assistance in Transition from Homelessness (PATH)	437	620	620
Refugee Resettlement Program	3,858	5,212	5,205
Restricted Grants	3,158	5,836	5,836
Social Service Block Grant	70,265	57,708	57,161
Temporary Assistance to Needy Families Block Grant	278,530	406,319	432,135
Title IV-B Child Welfare Services	5,650	5,440	5,440
Title IV-E Foster Care	63,677	63,295	71,688
Title IV-E Foster Care Independent Living	2,381	2,305	2,305
Title XIX - Child Residential	34,070	47,616	47,616
Title XIX ICF/MR	171,838	169,988	172,874
Title XIX Medical Assistance	2,078,018	2,148,973	2,226,609
Title XX Urban Empowerment Zone	756	---	---
Title XXI Childrens Health Insurance Program	---	19,899	48,658
Vocational Rehabilitation Direct Service	7,956	8,946	8,946
Various Federal Programs and Accruals	27,237	520	520
	3,120,701	3,401,546	3,585,290
Department of Labor:			
Comprehensive Services for Independent Living	485	600	700
Current Employment Statistics	1,951	1,984	2,157
Disabled Veterans' Outreach Program	1,991	2,786	2,555
Employment Services	20,753	23,264	23,248
Employment Services - One Stop Shopping	4,130	---	---
Employment Services Cost Reimbursable Grants - Migrant Housing	14	50	50
Employment Services Grants-Alien Labor Certification	973	1,781	1,590
JTPA IIID Project Reemployment Opportunity System	1,500	---	---

REVENUES & EXPENDITURES

SCHEDULE II OTHER REVENUES (thousands of dollars)

	-----Fiscal Year Ending June 30-----		
	1998 Actual	1999 Estimated	2000 Estimated
JTPA Title IIID Discretionary Funding	3,645	5,600	5,600
Job Training Partnership Act	55,309	58,959	58,959
Job Training Partnership Act-Title III Dislocated Workers	41,611	44,679	44,679
Local Veterans' Employment Representatives	1,254	1,594	1,475
OASI (DDS) Intelligent Workstation Activities	---	1,000	1,000
OSHA Data Collection Survey	104	80	79
Occupational Informational Coordinating Program	113	161	132
Occupational Safety Health Act, On-Site Consultation	1,630	1,522	1,575
Occupational Wage Survey - Labor Market Information	206	241	280
Occupational Wage Survey-Alien Certification	206	224	184
Old Age and Survivors Insurance-Disability Determination	32,745	39,050	39,050
One Stop Labor Market Information	380	527	643
Redesigned Occupational Safety and Health (ROSH)	172	381	381
Rehabilitation of Supplemental Security Income Beneficiaries	880	2,000	2,000
Supported Employment	315	1,000	1,000
Technical Consultation - Vocational Assessment of Youth with Disabilities	---	300	400
Technology Related Assistance Project	573	550	750
Trade Adjustment Assistance Project	2,790	8,610	8,610
Unemployment Insurance	81,215	95,368	97,486
Vocational Rehabilitation Act of 1973	29,745	40,500	41,500
Vocational Rehabilitation Transportation Services Grant	24	---	---
Welfare to Work	---	23,257	23,257
Work Opportunity Tax Credit	134	700	700
Various Federal Programs and Accruals	2,996	345	319
	<u>287,844</u>	<u>357,113</u>	<u>360,359</u>
Department of Law and Public Safety:			
Aftercare Program	---	154	---
Alcohol Education Materials	437	550	550
Alcohol Incentive Program 5th Year Supplemental	83	---	---
Americorps	---	---	50
Anti-Terrorism Training	32	150	---
Breathalyzer 900-900a Maintenance Course	2,045	5,232	4,005
COPS MORE Grant	---	2,300	2,300
COPS Universal Hiring Grant	---	3,500	1,549
Cellular 911 PSAPs	126	1,200	1,200
Challenge Grant	243	435	403
Combating Underage Drinking	---	360	360
Community Prosecutors Block Grant	---	1,500	---
Drug Enforcement Administration and Grants	11,389	18,900	17,200
Drug Fire Program	29	---	---
Drug Testing Prevention	---	2,600	---
Drunk Driver Prevention	655	1,422	771
Emergency Management Training & Education	---	200	200
FEMA State Assistance Program	3,330	200	200
Federal Highway Hazardous Materials Transportation	2,039	2,000	2,000
Federal Highway Safety Program-State Match	2,291	4,147	3,923
High Intensity Drug Trafficking Area (HIDTA)	797	900	900
Highway Safety Data Improvement Grant	---	---	125
Holiday Sobriety Checkpoint Expansion	76	400	300
In-Car Camera Equipment	---	1,500	750
Juvenile Accountability Incentive Block Grant	---	6,000	6,000
Juvenile Boot Camp Renovation Grant	---	1,000	1,000
Juvenile Justice Delinquency Prevention	2,459	2,274	2,285
Juvenile Monitoring Unit	---	195	172
Law Enforcement Planning, Resource Development and Evaluation	61	100	100
Local Law Enforcement Block Grant	1,245	1,300	1,300
Medicaid Fraud Unit	1,504	2,500	2,500
Motorcycle Occupant	160	---	30
NHTSA 402 - Youthful Driver	71	20	20
National Criminal History Program-OAG	679	7,000	7,000
National Sex Offender Registry	---	700	---
New Charge Resolution Project	570	617	554
Northeast Hazardous Waste Project-RCRA	168	224	200
Occupant Protection Grant	---	---	1,000
Occupant Protection Special Traffic Safety Program	180	175	---
Office of Hazardous Materials Transportation Compliance and Enforcement	82	125	125

REVENUES & EXPENDITURES

SCHEDULE II OTHER REVENUES (thousands of dollars)

	-----Fiscal Year Ending June 30-----		
	1998 Actual	1999 Estimated	2000 Estimated
Patrol Augmentation-Phase III	265	270	450
Pedestrian Safety Grant	---	---	500
Private Industry Council-JTPA Funds (MSW)	---	250	---
Residential Treatment for Substance Abuse	---	1,600	1,400
Safety Incentive Grant	---	---	100
Solid and Hazardous Waste Investigations	122	500	500
State ID Systems Grant	---	173	---
State Police Communications System	1	30	30
Supplemental Patrol Traffic Accident Reduction	156	275	275
Title V Funding	42	540	540
Title V Funding FFY 1994	115	---	---
Traffic Engineering Services Project - FHWA Section 402	178	---	---
Traffic Records Study	280	---	---
Trauma Research - Highway Traffic Safety	1,018	---	---
Trooper Youth Week	61	50	50
Truth In Sentencing Incentive Grant	---	18,600	15,000
Unemployment Fraud	---	550	550
Victim Assistance Grants	3,729	11,000	6,500
Victim Compensation Award	5,805	2,200	2,200
Violence Against Women Act	1,271	5,000	3,700
Youth Violence/Gangs/At-Risk Youth	---	3,000	---
Various Federal Programs and Accruals	858	305	255
	44,652	114,223	91,122
Department of Military and Veterans' Affairs:			
Armory Renovations and Improvements	475	---	---
Army Facilities Service Contracts	1,018	855	855
Army National Guard Statewide Security Agreement	416	575	575
Army Training and Technology Lab	539	1,300	1,300
Atlantic City Air Base - Service Contracts	1,674	1,790	1,801
Atlantic City Operations and Maintenance	39	55	44
Facilities Support Contract	1,124	1,800	1,800
Fire Fighter/Crash Rescue Service Cooperative Funding Agreement	825	933	933
Hazardous Waste Environmental Protection Program	280	1,756	1,756
Maguire Air Force Base - Service Contracts	1,143	1,436	1,436
McGuire Operations and Maintenance	51	55	55
Medicare Part A Receipts for Resident Care and Operational Costs	---	1,273	1,949
Menlo Park Construction	4,606	---	---
National Guard Communications Agreement	540	500	500
New Jersey National Guard Challenge Youth Program	2,206	1,854	1,731
Reefex Environmental Program	243	500	500
Training Site Facilities Maintenance Agreements	40	61	61
Training and Equipment - Pool Sites	735	1,400	1,400
Transitional Housing	50	---	---
Veterans' Education Monitoring	475	507	507
Various Federal Programs and Accruals	386	---	---
	16,865	16,650	17,203
Department of State:			
Arts Programs	53	50	50
Basic Block Grant	126	111	111
Cultural Diversity Initiative	51	---	---
Dance Initiative Grant From National Endowment for the Arts	19	---	---
Library Services and Construction Act, Title I - Administration	10	---	---
National Endowment for the Arts Partnership	369	505	505
National Endowment for the Humanities: Supreme Court Records Project	96	---	---
National Telecommunications Information Agency	70	125	100
Various Federal Programs and Accruals	40	197	315
	834	988	1,081
Department of Transportation:			
Airport Fund	1,088	20,000	8,000
Highway Planning and Research	5,569	8,000	8,000
Metropolitan Planning Funds	5,213	7,000	7,000
Motor Carrier MC98-34-001	355	25	1,525
Motor Carrier Safety Assistance Program	1,251	4,000	4,175
NJ MPO Planning Program	1,098	---	---

REVENUES & EXPENDITURES

SCHEDULE II OTHER REVENUES (thousands of dollars)

	Fiscal Year Ending June 30--		
	1998 Actual	1999 Estimated	2000 Estimated
New Jersey State Airport System Planning	19	---	---
New Jersey Transportation Planning Assistance	775	3,500	3,500
Rail Freight Capital Projects	---	2,000	2,000
Rail Freight Lines Hazardous Materials	58	---	---
Supportive Services Highway Construction Training Program	---	500	500
Various Federal Programs and Accruals	198	---	---
	<u>15,624</u>	<u>45,025</u>	<u>34,700</u>
Department of the Treasury:			
Diamond Shamrock Oil Overcharge Settlement	---	500	500
Division of Gas Expansion	331	600	600
National Health Service Corps - Student Loan Repayment Program	63	182	158
State Energy Conservation Program	787	1,725	1,225
State Student Incentive Grant Program	1,338	670	670
Strategic Economic Assistance to Fisheries Program	81	---	---
Student Loan Administrative Cost Deduction and Allowance	14,691	13,976	14,980
Various Federal Programs and Accruals	251	---	---
	<u>17,542</u>	<u>17,653</u>	<u>18,133</u>
Judicial Branch--			
The Judiciary:			
Various Federal Programs and Accruals	280	372	---
<i>Total Federal</i>	<u>4,456,670</u>	<u>5,275,815</u>	<u>5,473,238</u>
Revolving:			
Legislative Branch--			
Legislature:			
Various Revolving Funds	51	---	---
Executive Branch--			
Department of Community Affairs:			
Administration and Support Services	346	---	---
Construction Management Services	383	383	---
Housing Services	500	2,937	3,212
Uniform Construction Code	5,913	4,712	5,651
Various Revolving Funds	92	1	5
	<u>7,234</u>	<u>8,033</u>	<u>8,868</u>
Department of Corrections:			
Farm Operations	8,150	8,786	9,165
Institutional Care and Treatment	571	707	621
State Use	17,424	20,060	20,060
	<u>26,145</u>	<u>29,553</u>	<u>29,846</u>
Department of Education:			
Administration and Support Services	1,816	2,153	2,774
Adult and Continuing Education	355	452	421
Professional Development and Licensure	117	125	53
	<u>2,288</u>	<u>2,730</u>	<u>3,248</u>
Department of Environmental Protection:			
Administration and Support Services	---	95	199
New Jersey Outdoors	267	---	---
Parks Management	643	---	---
Spring Meadow Golf Course	928	---	---
Various Revolving Funds	298	---	---
	<u>2,136</u>	<u>95</u>	<u>199</u>
Department of Health and Senior Services:			
Administration and Support Services	3,055	2,500	2,570
Laboratory Services	7,354	6,584	7,500
	<u>10,409</u>	<u>9,084</u>	<u>10,070</u>

REVENUES & EXPENDITURES

SCHEDULE II OTHER REVENUES (thousands of dollars)

	Fiscal Year Ending June 30		
	1998 Actual	1999 Estimated	2000 Estimated
Department of Human Services:			
Administration and Support Services	1,597	2,264	2,264
Income Maintenance Management	6,416	6,201	7,385
	8,013	8,465	9,649
Department of Labor:			
Administration and Support Services	1,427	---	---
Planning and Analysis	142	---	---
Test Development Revolving Fund	25	---	---
	1,594	---	---
Department of Law and Public Safety:			
Criminal Justice	525	---	---
State Police Operations	369	654	777
	894	654	777
Department of State:			
Records Management	1,244	1,382	1,394
Various Revolving Funds	118	---	---
	1,362	1,382	1,394
Department of Transportation:			
Administration and Support Services	642	---	---
Department of the Treasury:			
Adjudication of Administrative Appeals	667	687	687
Automotive Services	16,393	13,254	13,254
Capitol Post Office	1,282	1,270	---
Commercial Recording	5,185	---	---
Networking of Data Centers	---	---	771
Office of Information Technology	89,147	80,316	86,078
Printing Services	2,181	2,620	2,620
Property Management and Construction - Construction Management Services	4,831	6,738	6,738
Public Information Services	1,220	1,399	1,399
Purchasing and Inventory Management	43,427	56,000	56,000
Vehicle Escrow	3,719	4,000	4,000
	168,052	166,284	171,547
<i>Total Revolving</i>	228,820	226,280	235,598
Total Other Revenues General Fund	6,273,284	7,420,182	7,659,547

SPECIAL TRANSPORTATION FUND

General:			
County and Other Shared Projects	2,288	---	---
Non-Federal Aid Transportation Projects	204,162	132,250	130,000
Non-Federal Highway Projects	373,505	279,750	412,000
State Transportation Trust Fund for Public Transportation Projects	260,895	288,000	358,000
	840,850	700,000	900,000
Federal:			
Federal Highway Administration	488,613	671,000	675,000
<i>Total Special Transportation Fund</i>	1,329,463	1,371,000	1,575,000
TOTAL OTHER REVENUES	7,602,747	8,791,182	9,234,547

REVENUES & EXPENDITURES

SCHEDULE III EXPENDITURES BUDGETED (thousands of dollars)

	-----Fiscal Year Ending June 30-----		
	1998 Actual	1999 Estimated	2000 Estimated
GENERAL FUND			
Legislative Branch			
Senate	9,302	10,608	10,519
General Assembly	15,042	16,281	16,157
Office of Legislative Services	22,881	24,417	22,282
Legislative Commissions	2,993	3,511	3,625
State Capitol Joint Management Commission	3,653	5,500	4,900
New Jersey Information Resources Management Commission	4	---	---
Clean Ocean and Shore Trust Committee	69	125	200
School Transportation Study Commission	---	10	---
	53,944	60,452	57,683
Executive Branch			
Chief Executive	5,046	5,473	5,495
Department of Agriculture	19,121	18,955	20,521
Department of Banking and Insurance	40,140	57,908	58,745
Department of Community Affairs	157,579	162,953	128,230
Department of Corrections	801,533	849,664	879,219
Department of Education	977,290	674,657	878,555
Department of Environmental Protection	354,630	362,596	379,769
Department of Health and Senior Services	798,466	855,474	947,506
Department of Human Services	3,051,413	2,996,073	3,138,986
Department of Labor	90,520	73,720	73,730
Department of Law and Public Safety	366,978	368,947	386,030
Department of Military and Veterans' Affairs	60,530	63,037	66,487
Department of Personnel	27,540	27,609	28,009
Department of State	835,936	878,600	895,851
Department of Transportation	726,101	850,361	830,959
Department of the Treasury	1,114,312	1,195,662	1,247,100
Miscellaneous Commissions	1,127	1,177	1,250
	9,428,262	9,442,866	9,966,442
Inter-Departmental Accts			
Inter-Departmental Services	294,408	406,935	473,095
Employee Benefits	1,033,237	1,141,195	1,225,395
Other Inter-Departmental Accounts	61,674	66,340	35,978
Salary Increases and Other Benefits	5,646	24,135	44,077
	1,394,965	1,638,605	1,778,545
Judicial Branch			
The Judiciary	365,750	383,163	391,653
	365,750	383,163	391,653
Total General Fund	11,242,921	11,525,086	12,194,323
PROPERTY TAX RELIEF FUND			
Department of Community Affairs	786,053	786,363	797,863
Department of Education	4,359,622	5,308,119	5,201,262
Department of the Treasury	364,026	361,015	582,315
Total Property Tax Relief Fund	5,509,701	6,455,497	6,581,440

REVENUES & EXPENDITURES

SCHEDULE III EXPENDITURES BUDGETED (thousands of dollars)

	Fiscal Year Ending June 30		
	1998 Actual	1999 Estimated	2000 Estimated
CASINO CONTROL FUND - DIRECT STATE SERVICES			
Department of Law and Public Safety	30,636	32,251	32,251
Department of the Treasury	22,443	22,510	22,915
<i>Total Casino Control Fund - Direct State Services</i>	<i>53,079</i>	<i>54,761</i>	<i>55,166</i>
CASINO REVENUE FUND			
Department of Health and Senior Services	303,791	257,709	258,873
Department of Human Services	27,836	28,221	28,221
Department of Labor	2,440	2,440	2,440
Department of Law and Public Safety	64	92	92
Department of Transportation	22,227	22,506	22,811
Department of the Treasury	17,180	17,180	17,180
<i>Total Casino Revenue Fund</i>	<i>373,538</i>	<i>328,148</i>	<i>329,617</i>
GUBERNATORIAL ELECTIONS FUND - DIRECT STATE SERVICES			
Department of Law and Public Safety	10,129	---	---
GRAND TOTAL EXPENDITURES BUDGETED	17,189,368	18,363,492	19,160,546

REVENUES & EXPENDITURES

SCHEDULE IV EXPENDITURES NOT BUDGETED (thousands of dollars)

	-----Fiscal Year Ending June 30-----		
	1998 Actual	1999 Estimated	2000 Estimated
GENERAL FUNDS			
Dedicated Funds			
Chief Executive	982	1,000	1,000
Department of Agriculture	9,551	10,847	11,462
Department of Banking and Insurance	38,253	37,617	37,617
Department of Community Affairs	11,481	23,596	24,252
Department of Corrections	13,293	17,030	14,505
Department of Education	10,458	12,900	13,493
Department of Environmental Protection	23,017	41,891	38,650
Department of Health and Senior Services	59,879	106,117	91,802
Department of Human Services	414,357	494,861	525,092
Department of Labor	115,131	132,733	136,750
Department of Law and Public Safety	97,644	162,664	171,371
Department of Military and Veterans' Affairs	125	1,118	1,219
Department of Personnel	---	2,549	1,949
Department of State	8,795	9,220	8,775
Department of Transportation	12,058	19,497	18,586
Department of the Treasury	795,594	827,205	834,536
The Judiciary	16,685	17,242	19,652
<i>Total Dedicated Funds</i>	<u>1,627,303</u>	<u>1,918,087</u>	<u>1,950,711</u>
Federal Funds			
Department of Agriculture	157,754	194,177	206,964
Department of Community Affairs	180,118	188,040	197,595
Department of Corrections	13,523	12,726	12,529
Department of Education	367,323	439,731	467,216
Department of Environmental Protection	36,257	178,148	182,965
Department of Health and Senior Services	911,465	984,286	981,623
Department of Human Services	2,376,988	2,674,410	2,849,384
Department of Labor	317,951	356,718	359,975
Department of Law and Public Safety	55,736	115,193	94,242
Department of Military and Veterans' Affairs	18,562	16,650	17,203
Department of Personnel	355	---	---
Department of State	788	988	1,081
Department of Transportation	11,098	45,000	33,000
Department of the Treasury	21,060	19,104	19,584
The Judiciary	42,488	50,644	49,877
<i>Total Federal Funds</i>	<u>4,511,466</u>	<u>5,275,815</u>	<u>5,473,238</u>
Revolving Funds			
Legislature	47	---	---
Department of Community Affairs	4,221	8,033	8,868
Department of Corrections	26,601	29,553	29,846
Department of Education	2,218	2,730	3,248
Department of Environmental Protection	2,039	95	199
Department of Health and Senior Services	10,393	9,084	10,070
Department of Human Services	7,908	8,465	9,649
Department of Labor	1,550	---	---
Department of Law and Public Safety	932	654	777
Department of State	1,472	1,382	1,394
Department of Transportation	699	---	---
Department of the Treasury	176,740	166,284	171,547
<i>Total Revolving Funds</i>	<u>234,820</u>	<u>226,280</u>	<u>235,598</u>
Total Expenditures General Fund	<u>6,373,589</u>	<u>7,420,182</u>	<u>7,659,547</u>
SPECIAL TRANSPORTATION TRUST FUND			
General	1,330,934	1,371,000	1,575,000
GRAND TOTAL EXPENDITURES NOT BUDGETED	<u>7,704,523</u>	<u>8,791,182</u>	<u>9,234,547</u>

REVENUES AND EXPENDITURES

SUMMARY ESTIMATED REVENUES, EXPENDITURES AND FUND BALANCES GENERAL STATE FUNDS (thousands of dollars)

	-----Fiscal Year Ending June 30-----		
	1998 Actual	1999 Estimated	2000 Estimated
Beginning Balances July 1			
Undesignated Fund Balances			
General Fund	\$280,577	\$228,264	\$311,328
Surplus Revenue Fund	388,377	534,110	634,217
Property Tax Relief Fund	439,042	494,937	104,440
Gubernatorial Elections Fund	---	---	1,500
Casino Control Fund	(1,556)	(582)	---
Casino Revenue Fund	---	---	17
Total Undesignated Fund Balances	1,106,440	1,256,729	1,051,502
Designated Fund Balances			
General Fund	589,738	676,943	676,943
Property Tax Relief Fund	---	26,419	---
Casino Control Fund	---	---	---
Casino Revenue Fund	---	---	---
Special Transportation Fund	---	---	---
Total Designated Fund Balances	589,738	703,362	676,943
Total Beginning Balances	1,696,178	1,960,091	1,728,445
Revenues			
General Fund			
State Revenues (Schedule I)	11,450,080	11,511,738	11,995,870
Other Revenues (Schedule II)	6,273,284	7,420,182	7,659,547
Property Tax Relief Fund (Schedule I)	5,590,579	6,065,000	6,477,000
Gubernatorial Elections Fund (Schedule I)	899	1,500	1,500
Casino Control Fund (Schedule I)	53,624	55,343	55,166
Casino Revenue Fund (Schedule I)	349,373	328,165	329,600
Special Transportation Fund (Schedule II)	1,329,463	1,371,000	1,575,000
Total Revenues	25,047,302	26,752,928	28,093,683
Other Adjustments			
General Fund			
Balances lapsed	---	196,519	---
To Casino Revenue Fund	(23,773)	---	---
To Gubernatorial Elections Fund	(9,230)	---	---
To Surplus Revenue Fund	(145,733)	(100,107)	---
4% CBT adjustment	31,927	---	---
Decrease in Reserved Fund Balance	48,460	---	---
Budget vs GAAP adjustment	(161,123)	---	---
Miscellaneous	187,510	---	---
Surplus Revenue Fund			
From General Fund	145,733	100,107	---
Property Tax Relief Fund			
Budget vs GAAP adjustment	(24,983)	---	---
Miscellaneous	26,419	(26,419)	---
Gubernatorial Elections Fund			
From General Fund	9,230	---	---
Casino Control Fund			
Decrease in Reserved Fund Balance	347	---	---
Budget vs GAAP adjustment	82	---	---
Casino Revenue Fund			
From General Fund	23,773	---	---
Budget vs GAAP adjustment	392	---	---
Special Transportation Fund			
Budget vs GAAP adjustment	1,471	---	---
Total Other Adjustments	110,502	170,100	---
Total Available	26,853,982	28,883,119	29,822,128

REVENUES AND EXPENDITURES

SUMMARY ESTIMATED REVENUES, EXPENDITURES AND FUND BALANCES GENERAL STATE FUNDS (thousands of dollars)

	-----Fiscal Year Ending June 30-----		
	1998	1999	2000
	Actual	Estimated	Estimated
Expenditures			
General Fund			
Expenditures Budgeted (Schedule III)	11,242,921	11,525,086	12,194,323
Expenditures Not Budgeted (Schedule IV)	6,373,589	7,420,182	7,659,547
Property Tax Relief Fund (Schedule III)	5,509,701	6,455,497	6,581,440
Gubernatorial Elections Fund (Schedule III)	10,129	---	---
Casino Control Fund (Schedule III)	53,079	54,761	55,166
Casino Revenue Fund (Schedule III)	373,538	328,148	329,617
Special Transportation Fund (Schedule IV)	1,330,934	1,371,000	1,575,000
<i>Total Expenditures</i>	<i>24,893,891</i>	<i>27,154,674</i>	<i>28,395,093</i>
Ending Balances June 30			
Undesignated Fund Balances			
General Fund	228,264	311,328	112,875
Surplus Revenue Fund	534,110	634,217	634,217
Property Tax Relief Fund	494,937	104,440	---
Gubernatorial Elections Fund	---	1,500	3,000
Casino Control Fund	(582)	---	---
Casino Revenue Fund	---	17	---
<i>Total Undesignated Fund Balances</i>	<i>1,256,729</i>	<i>1,051,502</i>	<i>750,092</i>
Designated Fund Balances			
General Fund	676,943	676,943	676,943
Property Tax Relief Fund	26,419	---	---
Casino Control Fund	---	---	---
Casino Revenue Fund	---	---	---
Special Transportation Fund	---	---	---
<i>Total Designated Fund Balances</i>	<i>703,362</i>	<i>676,943</i>	<i>676,943</i>
<i>Total Ending Balances</i>	<i>\$1,960,091</i>	<i>\$1,728,445</i>	<i>\$1,427,035</i>