

General Information

Woods/Veneers

All solid woods and veneers used on exterior surfaces are #A select grades. Plain sliced American Walnut, White Oak, White Maple, and Cherry, applied in a "reverse slip match" fashion resulting in a balanced appearance, as well as slip match Sapele (Mahogany), are the standard veneers used. Ash Burl, Birdseye Maple, and Crotch Mahogany veneers are standard on selected products only. Anigre veneers are available at an upcharge. Every effort is made to match solid wood and veneer of like color and grain, however, since wood is a natural material, some variation in grain, color, and character may occur. This variation is not considered a defect.

Arnold wood sample color chips are dated, and only chips dated with the current year should be used. If older samples are used, please send the sample used with the purchase order for proper color adjustment.

About Woods

Arnold would like to take this opportunity to point out to its customers several of the distinguishing characteristics that make wood such a unique material with beauty and charm:

-- No two trees are exactly alike, and as a result, natural variations in color and tone are to be expected

-- Solid woods and veneers accept stain in varying degrees, thereby contributing to slight differences in shading

-- Woods are highly susceptible to color changes from exposure to light, particularly from the ultra violet rays. Cherry is extremely photo sensitive. It is recommended that the end user be instructed to avoid placing wood products in areas with prolonged exposure to direct sunlight. This will help to minimize, though not eliminate, color changes.

-- Properly maintained levels of humidity in the environment where the furniture is placed should also minimize instances of warping, checking, and cracking of veneers and solids. Fluctuations in humidity and temperature may cause panels and solid wood components to expand and contract, and may lead to panel warpage and finish checking or cracking. Prolonged exposure of furniture to dry heat during winter months should be avoided.

A minimum humidity level of 45% in climate controlled buildings is very important for the proper care of natural wood products.

Note: Due to the nature of Burl and Crotch veneers, the temperature and humidity of the environment into which the product is placed may cause change to the face veneer. Arnold cannot be held responsible for checking and/or shrinkage that may occur over the course of time.

Wood Finishes

Arnold offers a substantial number of different stains on White Oak, Walnut, Sapele (Mahogany), Cherry, Anigre and White Maple solid woods and veneers. A "seven step" open pore finish is standard. It is a rich, lustrous, water and alcohol resistant, 40° satin sheen, multi-coat pre-catalized top coating applied over a "hand rubbed" wiping stain. Color consistency is maintained by constant comparisons to "control panels" at every step in the finishing process.

95% Closed Pore (CP) finishes are standard on all traditional and transitional tops for tables and casegoods.

Standard Arnold Finishes are:

Royal Walnut #101
Cordovan Walnut #102
Senator Walnut #104
Cappuccino Walnut #105

Natural Oak #200
Harvest Oak #201

Mahogany #300
Cherry Mahogany #301
Scarlet Mahogany #303

Medium Cherry on Walnut #400
Light Cherry #401
Victorian Cherry #402
Red Cherry #404
Classic Cherry #406
English Cherry #408

Natural White Maple #700
Pear Wood on Maple #701

* Light Anigre #603

* Items in Anigre veneer are available at an upcharge.

When placing orders for products made by two or more Arnold companies that are to be used in the same area (office), please indicate "finish together" on your purchase order, and verify our acknowledgement of this requirement.

Plastic Laminates

Most products offered by Arnold are also available with laminate tops, at no additional charge, in any color or texture of your choice from Pionite, Nevamar, Formica, or Wilsonart.

Wood Matching Laminate

#101	Telltale Walnut / Nevamar WW0001N Hi Lustre
#102	Figured Mah./ Wilsonart 7040A-7
#104	N/A
#105	Witchcraft / Pionite WX421-H Hi Brite
#200	Sherwood Oak / Pionite WO891-H
#201	Golden Ash / Nevamar W-8-110T
#300	Crest Mah. / Nevamar W-8-343PV
#301	N/A
#303	N/A
#400	N/A
#401	Wild Cherry / Wilsonart 7054-7
#402	N/A
#404	N/A
#406	N/A
#408	N/A
#603	N/A
#700	Fusion Maple / Wilsonart 7909-7
#701	N/A

Special Wood Finishes

Arnold provides its customers finish matching capability. Customer must submit a 3 x 3" sample of the finish to be matched. The amount of upcharge is based upon the following criteria:

-- Special wood finish

On charges of \$1000. list or less +15%.
\$75. net minimum upcharge.

On charges of \$1001. to \$5000. list +10%.
On charges of \$5001. or more list + 5%.

-- Color and texture match of closed pore finishes: + 25%

-- Closed pore finish (top surface only) on any Arnold standard wood stain: + 10%

-- Buffed/polished appearance: call factory for pricing

-- Finish matches requiring bleaching will result in an additional upcharge. The factory reserves the right to make the final determination.

Please note, that unless otherwise agreed, closed pore finishes will be done on horizontal work surfaces only.

Special and Custom Items

Arnold has the ability, through its flexible manufacturing policy, to produce custom office furniture, or modify any existing Arnold line to meet the user's requirements. Please submit your plans and specifications for a quotation. All sales on custom or specially modified items are final. A 50% deposit is required when the order is placed, whether or not credit is established with Arnold. These orders cannot be cancelled once the manufacturing process has started.

Natural Stones

Marble and Granite tops are available on selected tables. They can be either inlaid or overlaid (no wood edge). Please refer to the individual product sections to determine which products are available with stone tops. Stone tops may also be specified on casegoods; request quote.

Marbles

Dark Emperador (Brown)
Rosso Lavento (Red)
Verde (Green)
White Calacatto
Light Emperador
Jerusalem Gold

Granites

Absolute Black (Black)
Luna Pearl (Salt/Pepper)
Rosa Porrina (Rose/Grey)
Black Galaxy
Blue Pearl
Dakota Mahogany

Consult factory for other custom stones.

Options/Accessories

A variety of product options are available including such value added items as refrigerators, computer support peripherals and a variety of Power, Data, and Voice grommets that allow the user to connect and conceal CRT, CPU, and telephone hardware. Compatibility of individual options is noted on each page; a more detailed description of the option appears at the back of the book.

GSA

Arnold has been awarded several GSA (Government Services Administration-federal) and state contracts. GSA price list and state contract details and procedures are available on our website or on request.

Conditions of Sale

Terms

Net 30 days. All prices shown in this price list are list prices, FOB our factories Irvington and Hillside, New Jersey. Prices are effective May 1, 2006 and are valid until superceded. This price list supercedes all previous Arnold price lists.

Ordering Information

Order directly by mail, fax, or telephone to the Arnold company indicated at the bottom of each page in this price list. Orders for merchandise from more than one Arnold company may be sent to any one of the companies.

Please include the following when ordering:

- 1 - Item name, style number, and description
- 2 - Top size or OA size as shown in price list
- 3 - Type of wood and finish color
- 4 - Variables if applicable, such as left or right
- 5 - Options when desired
- 6 - Indicate if products is to be "shipped together" with other products from other Arnold companies.

Telephone orders must be confirmed by a purchase order. Duplicate orders received not marked "Confirmation" are the responsibility of the buyer.

New Accounts

Please include three satisfactory credit references, one bank reference, and a 50% deposit with your first order.

Acknowledgements

Upon credit approval, all orders will be acknowledged by Arnold. Acknowledgements indicate terms of sale, discount rate, buyer's representative, transportation company, approximate shipping date, merchandise ordered, freight cost if applicable, and our acknowledgement number. All prices are FOB factory, blanket wrapped, unless otherwise indicated. Please check the acknowledgement for accuracy, and call Arnold immediately in case of a question or discrepancy. Arnold will not be held responsible on orders placed on the phone without written confirmation.

Prices

Prices are based on an order as written, and not necessarily on your inquiry or our original quotation. The prices as shown on the acknowledgment are final and will be invoiced on the date of shipment.

Cancellations and/or Changes

Orders are processed immediately upon receipt, and cancellations or changes can only be made with prior approval of Arnold. A cancellation charge of 10% will be incurred after a period of three working days. Cancellation of "Work In progress" is subject to a 25% charge. Special orders, special finishes, "Quick Ship", and orders marked "Rush" cannot be cancelled. Cancellation of a standard unit after fabrication will incur a 50% charge.

Shipping Delays

Diligent effort will be made to ship orders for the date acknowledged. We cannot be held financially responsible for delays due to strikes, accidents, raw material shortages or other delays.

Packing and Shipping

Goods are carefully inspected and blanket wrapped or cartoned before being turned over to the transportation company. All units are shipped assembled except for side returns on L desks and U shaped workstations, resulting in a quick and easy setup at the destination. Conference tables larger than 7' long or 4'6" in diameter, and "add-on" library bookcases are shipped KD. Credenza/hutch units and certain bookcases are shipped with the top unit detached.

Freight Prices

A separate dock delivered NET price schedule based on a percentage of the product cost appears at the back of this price book. for inside delivery please call factory.

Damaged Material

The goods are carefully inspected and in good condition when accepted by the carrier. If damage occurs, it is your responsibility to immediately notify the transportation company to make an inspection prior to discarding packaging material. If the packaging material is damaged, you must make this request upon receipt of the shipment. If the damage is concealed, you must make this request when the material is unpacked and save the packing materials.

Manufacturing Defects

Claims of a factory defect must be verified by a factory representative. Unauthorized deductions from our invoice will not be allowed.

Generalities

All Arnold casegoods are shipped with heavy duty 1/4-20 tread adjustable nylon glides that permit perfect drawer and door alignment. A strip of wood (a skid strip) protecting the casegoods during shipment must be removed before the glides can be adjusted to meet the contours of the floor. Multi-piece table tops are shipped with "level tights", that allow for a perfectly flush alignment of tops.

Product Changes

Arnold reserves the right to make changes in design and construction or to discontinue products without prior notice.

Warranty

Arnold warrants to its initial customers that Arnold products conform to specifications, drawings, samples, or other product descriptions furnished by Arnold, and are of good material and workmanship, free of manufacturing and factory defects, and will function properly under normal use and service for three years if installed by Arnold or an authorized Arnold dealer. However, natural variations in color and grain patterns occur in bent wood, solid wood, and veneers.

The warranty set forth above does not apply to products modified, altered, or repaired by unauthorized personnel, or to products damaged during shipment or installation, or by accident, abuse, alteration, misuse, tampering, misapplication, negligence by others, improper repair or maintenance, fire and/or other casualty. This warranty does not apply to defects in components not manufactured by Arnold.

It is expressly understood and agreed that the customer's sole and exclusive remedy for any and all losses or damages resulting from non-conforming goods, or from any other causes, shall be the repair or replacement of defective parts at the option of Arnold, and that Arnold shall not be liable for damages, for injury to persons or property, nor for replacement of the entire commercial unit, if repair or replacement of defective parts can reasonably render the unit conforming.

SELLER MAKES NO OTHER WARRANTIES, EITHER EXPRESSED OR IMPLIED, AS TO ANY MATTER WHATSOEVER, AND ARNOLD DISCLAIMS ANY WARRANTY OF MERCHANTABILITY OR FITNESS FOR A PARTICULAR USE OR PURPOSE.

No officer, employee, or representative of Arnold has the authority to assume greater liability than that described above.

Dock Delivery Price List

For Arnold Furniture, Arnold Visual, Arnold Action and Arnold Desks

ORDERS OVER \$25000.00 LIST CALL THE FACTORY

ZONE ONE
NORTHERN NEW JERSEY,
MANHATTAN, BRONX, QUEENS,
STATEN ISLAND & BROOKLYN

**3.5% OF FURNITURE LIST PRICE
IS THE NET FREIGHT COST**
MINIMUM \$125.00

ZONE TWO
FAIRFIELD, CT,
WESTCHESTER, ROCKLAND,
NASSAU COUNTIES NY,
SUFFOLK COUNTY,
SOUTHERN NEW JERSEY

**4% OF FURNITURE LIST PRICE
IS THE NET FREIGHT COST**
MINIMUM \$175.00

ZONE THREE
NEW HAVEN, HARTFORD, CT,
PHILADELPHIA & PA EAST OF HARRISBURG

**5% OF FURNITURE LIST PRICE
IS THE NET FREIGHT COST**
MINIMUM \$190.00

ZONE FOUR
RHODE ISLAND,
PA WEST OF HARRISBURG,
UPSTATE NEW YORK, DELAWARE, MARYLAND,
WASHINGTON DC, BOSTON &
MASSACHUSETTS

**5.5% OF FURNITURE LIST PRICE
IS THE NET FREIGHT COST**
MINIMUM \$225.00

**FOR DESTINATIONS NOT SHOWN
OR FOR INSIDE DELIVERY AND INSTALLATIONS
PLEASE CALL FACTORY**

Prices shown above represent non-union, straight time delivery.
Crating charges are included in the price.
Product may arrive blanket wrapped or crated.
It is the customers responsibility to make sure that furniture can fit in building and elevator.
Allow 6-8 days additional to acknowledged shipping date for delivery.

Upcharges will be assessed for the following:

- overtime delivery
- union requirements
- carry-up furniture
- moving of existing furniture
- attempted delievery
- masonite coverage on floors
- disassembly of furniture for narrow doorways or elevators
- special insurance requirements
- over-sized desk (wider than 96")

Due to the uncertainty of energy prices a fuel surcharge may be applicable. Please check our web site for up to date freight information.

Literature Request Form

Arnold Companies

Literature Request Form


Fax this form to: (973)-399-7638 Attn: Jackie

<u>Brochures/Literature</u>	<u>Qty</u>	<u>Finishes/Woods</u>	<u>Qty</u>
Introduction to Arnold		101 Royal Walnut	
Conference & Boardroom Tables		102 Cordovan Walnut	
Custom Conf. & Boardroom Tables		104 Senator Walnut	
Console & Occasional Tables		105 Cappuccino Walnut	
Console & Occ. Cutsheet Set		200 Natural Oak	
Reception Desks		201 Harvest Oak	
Courtroom Furniture		300 Mahogany	
Rio Reception Desk Cutsheet		301 Cherry Mahogany	
Nova Casegoods		303 Scarlet Mahogany	
Classic Transitional Casegoods		400 Medium Cherry	
Activa Casegoods		401 Light Cherry	
Encore Cutsheet		402 Victorian Cherry	
Lunette Collection		404 Red Cherry	
Banker Collection		406 Classic Cherry	
Proton Contemporary Casegoods		408 English Cherry	
Traditional Casegoods		603 Light Anigre	
Solar Series		700 Natural Maple	
Kastina Desk & Credenza Card		701 Pearwood on Maple	
Modular Shelving & Library Furniture		<i>or</i>	
Audio Visual Furniture		Complete Set of Samples	
Power & Data Options			
Wood Finish Card		<i>Other Items (Please List Below)</i>	
Stone Finish Card			
Current Price List (2006)			
GSA Pricelist - Arnold Furniture			
GSA Pricelist - Arnold Desks			
Complete Commercial Binder			
Complete GSA Binder			

Ship To:

Please print clearly

Boardroom Tables



Custom Crafted Boardroom Tables

Arnold celebrates the millenium and its 45th year of manufacturing conference room furniture by launching its collection of Custom Boardroom tables. The following pages of this section of the price list detail a sampling of Arnold's capabilities and is designed to provide a level of standardization to what has here-to-for been a market segment occupied almost entirely by custom design mill workers.

As with all Arnold product offerings, we stand ready to provide you with the greatest range of design options; including

- Exotic veneer inlays
- Accents and Marquetry inlays
- Custom Designed Top Shapes and Bases
- Unique veneer pattern lay ups
- Alternative Materials: Stone, Faux Stone, Glass, Metal, Laminate

Add to this Arnold's unrivaled capability to finish match and to reduce or increase the size of its tables to the requisite scale of a project specification, and its easy to see why Arnold is one of the top manufacturers of conference and boardroom tables in the industry today.

Power/Communications and Wire Management

Today's board and conference rooms are used increasingly for audio/video presentations and teleconferencing. Consequently, Arnold has added components and features to its product line to facilitate this need. These features range from simple wire grommets and plastic 'J' channels to sophisticated voice, power, data modules that can be mounted beneath the table, housed inside the table base and accessed by a door engineered into that base. On page 6 you will find a detailed listing and illustration of these items.

Complementary Components

Arnold also has a wide selection of complementary products for the boardroom including wall units, visual boards, credenzas consoles tables, lecterns and telephone tables.

Veneers on all table tops are premium grade and on all other exterior surfaces are "A" grade select in plain sliced White Oak, American Black Walnut, Cherry, White Maple, and slip-matched Sapele (Ribbon-stripe Mahogany).

Finishes are in a variety of 18 stained finishes listed below. A semi-open pore finish; 40° sheen, alcohol and water resistant top coat is standard.

Royal Walnut #101
Cordovan Walnut #102
Senator Walnut #104
Cappuccino Walnut #105

Natural Oak #200
Harvest Oak #201

Mahogany #300
Cherry Mahogany #301
Scarlet Mahogany #303

Medium Cherry #400
Light Cherry #401
Victorian Cherry #402
Red Cherry #404
Classic Cherry #406
English Cherry #408

Light Anigre #603 *

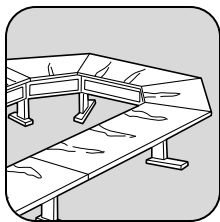
White Maple #700
Pear Wood on Maple #701

* *items in Anigre
available at an upcharge*

Special finish matches are available at a slight upcharge. See page 286 for additional information.

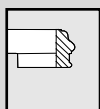
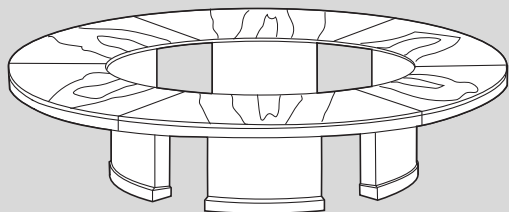
Boardroom Tables

Traditional

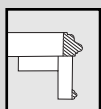


"Donut" Shaped Traditional Table

Plain sliced book matched veneer in a sunburst pattern. Spaced section bases for access to center. Tops are 36" deep. 2" traditional edge and traditional shoe molding are standard.



FE - Standard
2" Traditional Edge

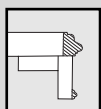
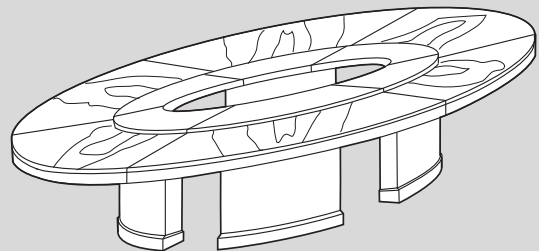


FQ - Optional
3" Traditional Edge

Style No	Top Size	Seats	Top pieces	Base pieces	Ship Wt	List Price
FCUS-E8	8' dia	10	2	2	540	\$12,100.
FCUS-E10	10' dia	12	3	2	750	17,095.
FCUS-E12	12' dia	15	4	3	950	22,755.
FCUS-E14	14' dia	18	4	4	1050	26,486.
FCUS-E16	16' dia	20	6	6	1150	29,000.
FCUS-E18	18' dia	22	6	6	1400	32,988.
FCUS-E20	20' dia	24	8	8	1535	35,900.
FCUS-E22	22' dia	28	8	8	1725	38,840.
FCUS-E24	24' dia	32	10	10	2000	43,900.

Modified Oval "Donut" Shaped Traditional Table

Raised gallery top; tops are 36" deep. 3" traditional edge and traditional shoe molding are standard.



FQ - Standard
3" Traditional Edge

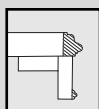
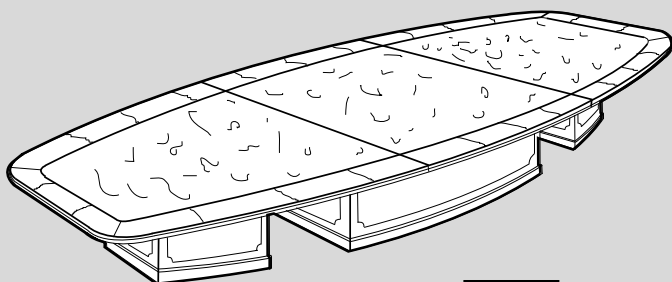
Style No.	Top Size	Seats	Top pieces	Base pieces	Ship Wt	List Price
FCUS-OV13	13 x 8'	16	4	4	950	\$29,845.
FCUS-OV15	15 x 8'	18	6	6	1120	31,000.
FCUS-OV17	17 x 9'	20	6	6	1300	38,400.
FCUS-OV19	19 x 10'	22	6	6	1450	41,300.

For FQ optional 3" Traditional Edge add 5%

All tables shown can be manufactured in virtually any size, and/or shape, veneer pattern or color. Contact factory for quotation.

Boat Shaped Traditional Table

Book and butt center matched fancy veneer or burl inlay top with quartered veneer border. 1/4" applied black accent line separates the border from the field. 6" radius corners standard. 3" traditional edge.

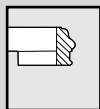



FQ - Standard
3" Traditional Edge

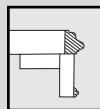
Style No	Top Size	Bases	Top in pieces	Border Width	Ship Wt	List Price
FCUS-P12	12 x 4 x 3'	2	1	6"	385	\$17,698.
FCUS-P14	14 x 4 x 3'	2	2	6"	430	20,811.
FCUS-P16	16 x 5 x 3'	2	2	6"	495	26,420.
FCUS-P18	18 x 5 x 3'	2	2	6"	640	28,644.
FCUS-P20	20 x 6 x 4'	3	4	10"	795	30,845.
FCUS-P22	22 x 6 x 4'	3	4	10"	895	33,747.
FCUS-P24	24 x 7 x 5'	3	5	14"	995	38,546.
FCUS-P26	26 x 7 x 5'	4	5	14"	1050	43,302.
FCUS-P28	28 x 7 x 5'	4	5	14"	1170	48,090.
FCUS-P30	30 x 7 x 5'	4	6	14"	1295	52,290.

Octangular Shaped Traditional Table

In sections with an open center.
One trapezoidal shaped end section removable for access to the center opening.
2" Traditional Edge.
14" high modesty panels.
8' wide sections are 30" deep.*
10' wide sections are 36" deep.**



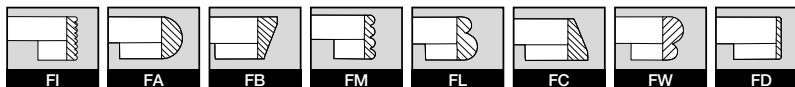
FE - Standard
2" Traditional Edge

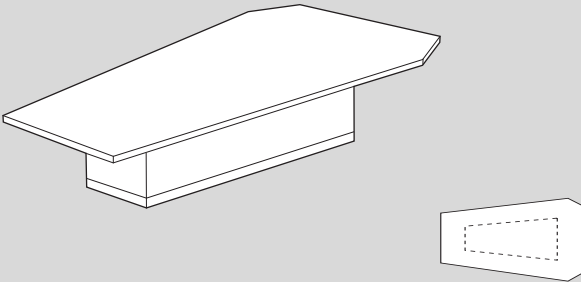
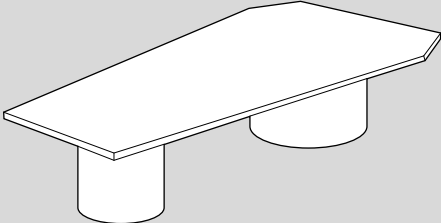
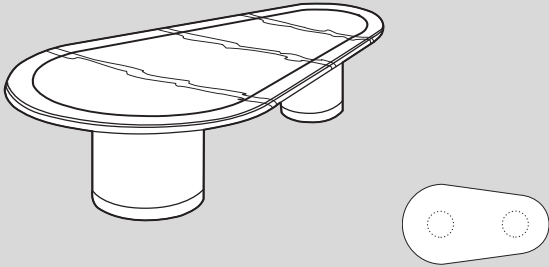


FQ - Optional
3" Traditional Edge

Style No.	O.A. Size	Bases	Sections	Seats	Ship Wt	List Price
FCUS-C14_*	14 x 8'	10	8	14	800	\$27,690.
FCUS-C18_*	18 x 8'	12	10	16	1000	33,710.
FCUS-C20_**	20 x 10'	12	10	18	1100	36,118.
FCUS-C24_**	24 x 10'	12	10	22	1300	40,934.
FCUS-C30_**	30 x 10'	14	12	26	1800	45,749.

For FQ optional 3" Traditional Edge add 5%

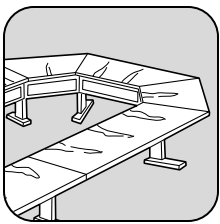


	Style No	Top Size	Bases	Top in pieces	Seats	Ship Wt	List Price
Conferencing Table with Pedestal Base <i>Edges: Add letters as suffix to style number.</i> 	FCTPD7242-	72 x 42 x 30"	1	1	6	180	\$2,760.
	FCTPD9672-	96 x 60 x 42"	1	2	9	290	4,025.
	FCTPD2072-	120 x 72 x 54"	1	2	12	370	5,290.
Conferencing Table with Large Cylindrical Bases <i>Edges: Add letters as suffix to style number.</i> 	FCTCY7242-	72 x 42 x 30"	2	1	6	180	\$3,335.
	FCTCY9672-	96 x 60 x 42"	2	2	9	290	4,830.
	FCTCY2072-	120 x 72 x 54"	2	2	12	370	6,325.
Cam Shaped Table All Cam shaped tables supplied with wood tops unless specified otherwise. Wood tops have 1/4" black accent lines 4" from the edge. 72" and 60" wide tops have grain going in the short direction. Dimensions given are for length, and left and right ends. See page 41 for plastic laminate top information. <i>Edges: Add letters as suffix to style number.</i> 	FJACY8442-	84 x 42 x 30"	2	1	6	185	\$4,999.
	FJACY9648-	96 x 46 x 36"	2	1	8	240	6,120.
	FJACY2060-	120 x 60 x 42"	2	1	11	320	7,900.
	FJACY4460-	144 x 60 x 42"	2	2	13	360	10,600.
	FJACY6860-	168 x 60 x 48"	3	2	15	440	13,977.
	FJACY9272-	192 x 72 x 48"	3	3	17	500	16,787.

Custom Boardroom

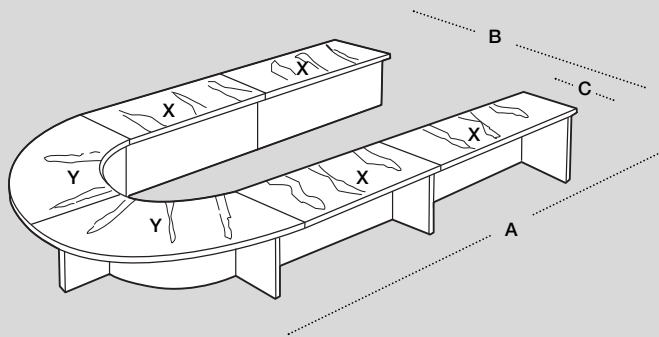
Boardroom Tables

Segmented Meeting Room Tables



Horseshoe Shaped Table

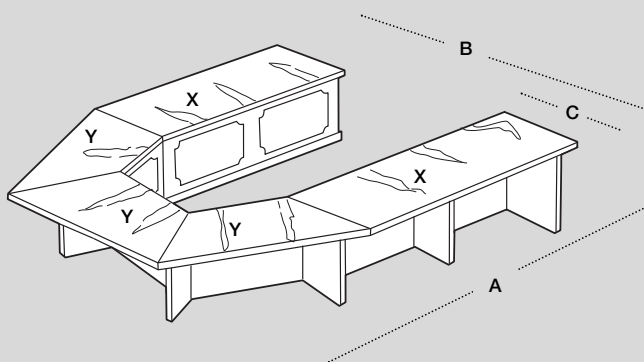
Open U Shape made in sections and bolted together at destination. The individual sections cannot be used alone. The custom veneered and matched top sections have the veneers running in the short direction. Available in traditional and contemporary styling -- please specify. For custom sizes, power and data, please consult factory for pricing
Edges: Add letters as suffix to style number.
Choose any edge from the top of page 19.



Style No	Table Size A x B x C	Consists of	Top pieces	Seats	Ship Wt	List Price
Traditional						
FCUSR-T8	14 x 8 x 2'	4X-1Y	5	13	890	\$20,240.
FCUSR-T10	15 x 10 x 2.5'	4X-2Y	6	14	960	24,970.
FCUSR-T12	21 x 12 x 3'	6X-2Y	8	19	1280	31,790.
FCUSR-T14	22 x 14 x 3'	6X-2Y	8	21	1400	34,100.
Contemporary						
FCUSR-C8	14 x 8 x 2'	4X-1Y	5	13	890	\$18,400.
FCUSR-C10	15 x 10 x 2.5'	4X-2Y	6	14	960	22,700.
FCUSR-C12	21 x 12 x 3'	6X-2Y	8	19	1280	28,900.
FCUSR-C14	22 x 14 x 3'	6X-2Y	8	21	1400	31,000.

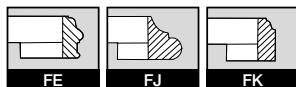
Octangular Shaped Table

Open Octangular Shape Table made in sections and bolted together at destination. The individual sections cannot be used alone. The custom veneered and matched top sections have the veneers running in the short direction. Available in traditional and contemporary styling -- please specify. For custom sizes, power and data, please consult factory for pricing
Edges: Add letters as suffix to style number.
Choose any edge from the top of page 19.

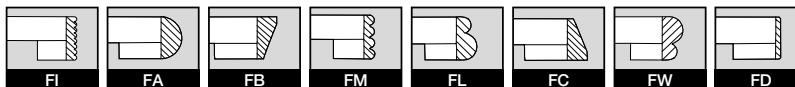


Style No	Table Size A x B x C	Consists of	Top pieces	Seats	Ship Wt	List Price
Traditional						
FCUSV-T8	13 x 8 x 2'	4X-1Y	5	11	890	\$18,216.
FCUSV-T10	15 x 10 x 2.5'	4X-3Y	7	13	960	22,473.
FCUSV-T13	16.5 x 13 x 3'	4X-3Y	7	16	1280	28,600.
FCUSV-T14	21 x 14 x 3'	6X-3Y	9	20	1400	30,690.
Contemporary						
FCUSV-C8	13 x 8 x 2'	4X-1Y	5	11	890	\$16,560.
FCUSV-C10	15 x 10 x 2.5'	4X-3Y	7	13	960	20,430.
FCUSV-C13	16.5 x 13 x 3'	4X-3Y	7	16	1280	26,000.
FCUSV-C14	21 x 14 x 3'	6X-3Y	9	20	1400	27,900.

Traditional/
Transitional
Edges



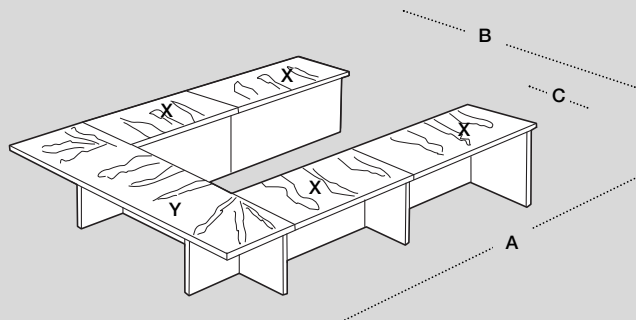
Contemporary
Edges



Custom Boardroom

Rectangular U Shaped Table

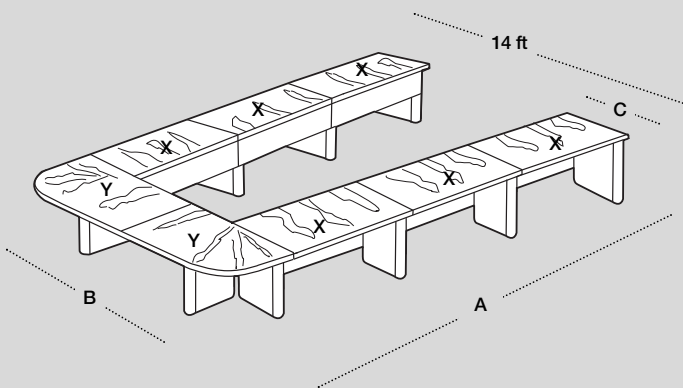
Rectangular Open U Shape made in sections and bolted together at destination. The individual sections cannot be used alone. The custom veneered and matched top sections have the veneers running in the short direction. Available in traditional and contemporary styling -- please specify. For custom sizes, power and data, please consult factory for pricing
Edges: Add letters as suffix to style number.
Choose any edge from the top of this page.



Style No	Table Size A x B x C	Consists of	Top pieces	Seats	Ship Wt	List Price
Traditional						
FCUSU-T8	12.5 x 8 x 2.5'	4X-1Y	5	13	860	\$15,818.
FCUSU-T10	12.5 x 10 x 2.5'	4X-2Y	6	14	920	17,710.
FCUSU-T11	14.5 x 10 x 2.5'	4X-2Y	6	16	1035	20,130.
FCUSU-T12	19 x 12 x 2.5'	6X-2Y	8	21	1180	24,970.
Contemporary						
FCUSU-C8	12.5 x 8 x 2.5'	4X-1Y	5	13	860	\$14,380.
FCUSU-C10	12.5 x 10 x 2.5'	4X-2Y	6	14	920	16,100.
FCUSU-C11	14.5 x 10 x 2.5'	4X-2Y	6	16	1035	18,300.
FCUSU-C12	19 x 12 x 2.5'	6X-2Y	8	21	1180	22,700.

V Shaped Table with 14" modesty panels and DC bases

Open V Shape made in sections and bolted together at destination. The individual sections cannot be used alone. The custom veneered and matched top sections have the veneers running in the short direction. Available in traditional and contemporary styling -- please specify.. For custom sizes, power and data, please consult factory for pricing
Edges: Add letters as suffix to style number.
Choose any edge from the top of this page.

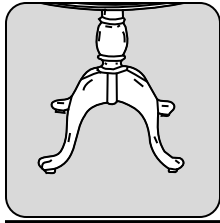


Style No	Table Size A x B x C	Consists of	Top pieces	Seats	Ship Wt	List Price
Traditional						
FCUSW-T10	12.5 x 10 x 2.5'	4X-2Y	6	14	980	\$21,780.
FCUSW-T11	17.5 x 10 x 2.5'	6X-2Y	8	18	1050	26,730.
FCUSW-T12	17.5 x 12 x 2.5'	6X-2Y	8	19	1110	29,480.
FCUSW-T13	20.5 x 12 x 2.5'	6X-2Y	8	21	1340	37,015.
Contemporary						
FCUSW-C10	12.5 x 10 x 2.5'	4X-2Y	6	14	980	\$19,800.
FCUSW-C11	17.5 x 10 x 2.5'	6X-2Y	8	18	1050	24,300.
FCUSW-C12	17.5 x 12 x 2.5'	6X-2Y	8	19	1110	26,800.
FCUSW-C13	20.5 x 12 x 2.5'	6X-2Y	8	21	1340	33,650.

Edges: Add letters as suffix to style number.

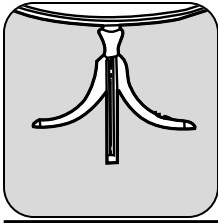
- FA - 2" Bullnose
- FL - 2" Duet
- FD - 2" Hardwood
- FJ - 2" Transitional
- FB - 2" Rev. Bevel
- FC - 2" Bevel
- FI - 2" Serrated
- FK - 2" Transitional
- FM - 2" Reeded
- FW - 2" Rev. Duet
- FE - 2" Traditional

Traditional Tables



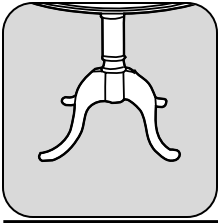
Queen Anne

page 22



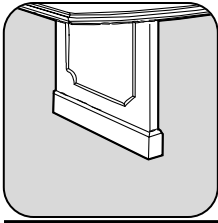
Duncan Phyfe

page 24




Bedford

page 26



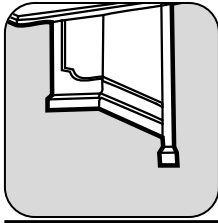
Neo-Classical
panel leg

page 28



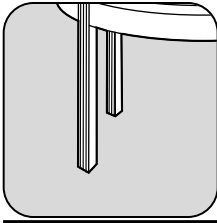
Neo-Classical
pedestal base

page 30



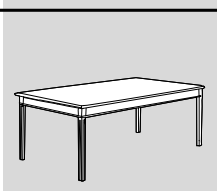
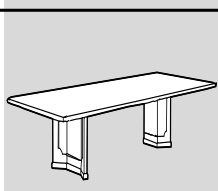
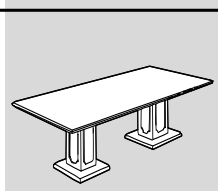
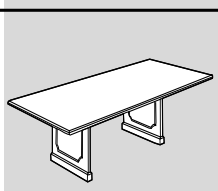

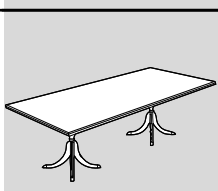


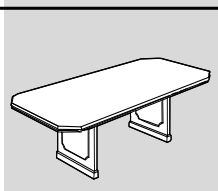


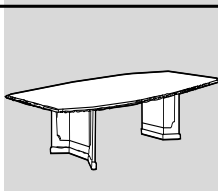
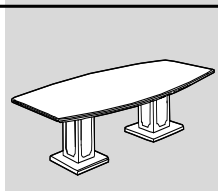
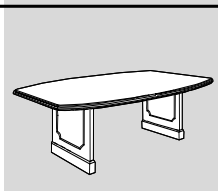

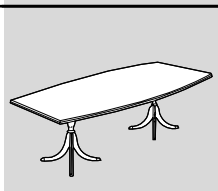
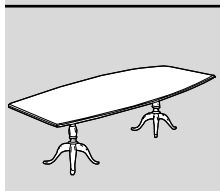
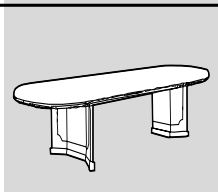
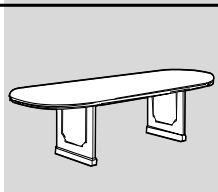



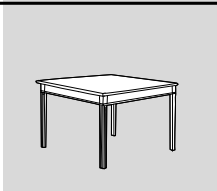
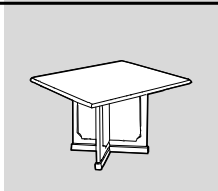


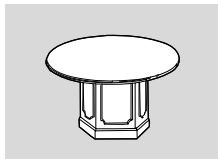

Neo-Classical
folded panel leg

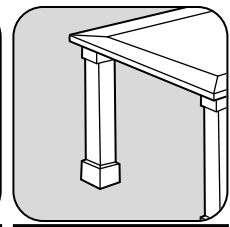
page 31



Neo-Classical
fluted legs

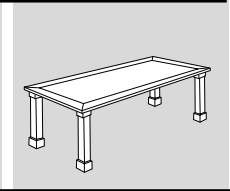

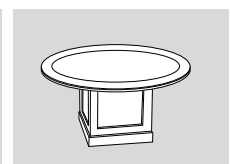
page 32





Mission Style

page 33



Arnold Furniture offers five basic styles of Traditional Conference Tables -- Queen Anne, Duncan Phyfe, Bedford, Neo-Classical and Mission style.

Tops are available in a variety of choices -- Crotch Inlays, Starburst, Sunburst, Belmont, Straight Grain Woods, or Plastic Laminate --at different price levels. Bedford, which is an economic version of Queen Anne, is offered in Straight Grain Woods and Plastic Laminate only. (See inside flap for additional top information)

Bases are carved solid selected hardwood, or traditional panel leg bases with traditional moldings. Duncan Phyfe bases are reeded with polished brass caps on the feet.

Edges are 1.25", 2" or 3" Traditional hardwood, except for the Duncan Phyfe which features a 1.25" Traditional Reeded edge that matches the reeding of the base.

Veneers on all table tops are premium grade and on all other exterior surfaces are "A" grade select plain sliced American Black Walnut, Cherry, and slip-matched Sapele (Mahogany).

Finishes are in a variety of 13 stained finishes listed below. A 95% closed pore, 40° sheen, water and alcohol resistant catalyzed top coat is standard.

- Royal Walnut #101
- Cordovan Walnut #102
- Senator Walnut #104
- Cappuccino Walnut #105

- Mahogany #300
- Cherry Mahogany #301
- Scarlet Mahogany #303

- Medium Cherry #400
- Light Cherry #401
- Victorian Cherry #402
- Red Cherry #404
- Classic Cherry #406
- English Cherry #408

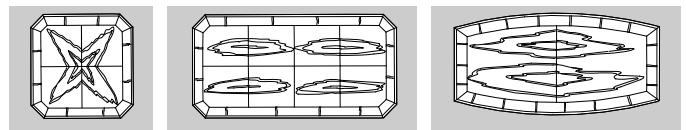
Oak wood available on special request.

Special finish matches are available at a slight upcharge.

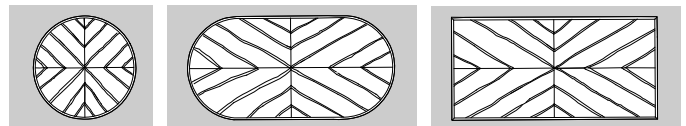
Custom configurations are also available. Submit a plan view with dimensions and special requirements to Arnold Furniture, or to your sales representative, for a quotation.

Note:


Due to the nature of Burl and Crotch veneers, the temperature and humidity of the environment into which the product is placed may cause change to the face veneer. Arnold cannot be considered responsible for checking and/or shrinkage that may occur over the course of time.



Book and Butt Matched Crotch or Burl Veneer Tops, with a 4" border in quarter cut veneer, and a hardwood edge.



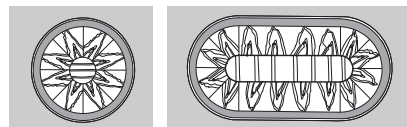
Reverse Diamond Pattern Tops. Center matched rift cut veneers.



Sunburst and Traditional Belmont Tops.


Round Sunburst Tops have sketch faced veneer

radiating from the center circle. Racetrack Belmont Tops have sunburst ends & a .25" black applied accent detail on the top.

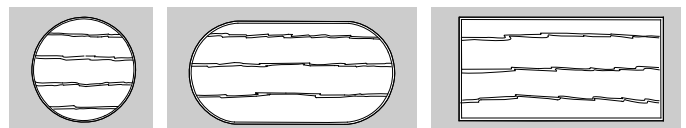


Two-tone Sunburst and Belmont Tops have a 3" wide border in a

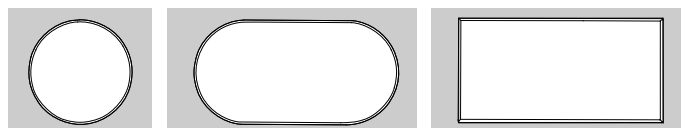
contrasting shade. Edge and base are in same finish as border. Racetrack Belmont tops have sunburst ends and a .25" black applied accent detail (Duncan Phyfe tables only). See page 24.



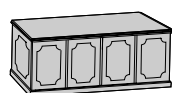
Starburst Tops have veneers radiating from a center point.



Straight Grain Woods available on all top shapes in all wood finishes shown



Plastic Laminate Tops - all shapes - are available in textured laminates from Nevamar, Formica, Pionite and Wilsonart. Hardwood edge and base in standard hardwoods. Refer to page 41 for plastic laminate prices.



Traditional Credenzas

page 103



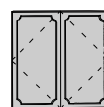
Traditional Consoles

page 102



Occasional Tables

page 120



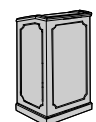
Traditional Visual Boards

page 124



Traditional Video Consoles

page 128

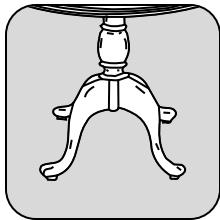


Traditional Lecterns

page 130

Traditional Tables

Queen Anne



Round Top											
Edge	Top Dia.	Bases	Wt	Style No.	Price	Style No.	Price	Style No.	Price	Style No.	Price
FF - 1.25\"/> Traditional	36"	1	65	FQO36-B	\$4694.	FQO36-H	\$3930.	FQO36-S	\$3600.	FQO36-W	\$3321.
	42"	1	70	FQO42-B	5713.	FQO42-H	4248.	FQO42-S	3889.	FQO42-W	3589.
	48"	1	75	FQO48-B	6731.	FQO48-H	4615.	FQO48-S	4226.	FQO48-W	3898.
	54"	1**	95	FQO54-B	7464.	FQO54-H	5278.	FQO54-S	4832.	FQO54-W	4459.
	60"	1**	120	FQO60-B	8698.	FQO60-H	6034.	FQO60-S	5539.	FQO60-W	5097.
	72"	1**	150	FQO72-B	9856.	FQO72-H	7903.	FQO72-S	7235.	FQO72-W	6676.

Racetrack Top											
Edge	Top Size	Bases	Wt	Style No.	Price	Style No.	Price	Style No.	Price	Style No.	Price
FE - 2\"/> Traditional	72 x 36"	2*	125	FQC7236-B	\$7961.	FQC7236-H	\$6554.	FQC7236-S	\$6283.	FQC7236-W	\$5537.
	84 x 42"	2*	175	FQC8442-B	8428.	FQC8442-H	7000.	FQC8442-S	6570.	FQC8442-W	5913.
	96 x 48"	2	240	FQC9648-B	9954.	FQC9648-H	8507.	FQC9648-S	7821.	FQC9648-W	7186.
	120 x 48"	2	300	FQC2048-B	13615.	FQC2048-H	10263.	FQC2048-S	10123.	FQC2048-W	8670.
	144 x 48"	3	340	FQC4448-B	15958.	FQC4448-H	11866.	FQC4448-S	11375.	FQC4448-W	10023.
	168 x 48"	3	400	FQC6848-B	17507.	FQC6848-H	14891.	FQC6848-S	13984.	FQC6848-W	12580.
	192 x 60"	3**	450	FQC9260-B	21443.	FQC9260-H	18869.	FQC9260-S	18088.	FQC9260-W	15939.
	216 x 60"	3**	500	FQC1660-B	24639.	FQC1660-H	20922.	FQC1660-S	20058.	FQC1660-W	17673.
	240 x 60"	4**	550	FQC4060-B	30229.	FQC4060-H	21565.	FQC4060-S	20673.	FQC4060-W	18217.
	288 x 60"	4**	650	FQC8860-B	36407.	FQC8860-H	26005.	FQC8860-S	24849.	FQC8860-W	21893.

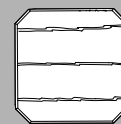
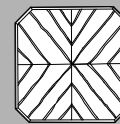


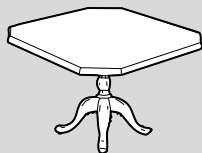
Boatshaped Top											
Edge	Top Size	Bases	Wt	Style No.	Price	Style No.	Price	Style No.	Price	Style No.	Price
FE - 2\"/> Traditional	72 x 36 x 30"	2*	125	FQB7236-B	\$7718.	FQB7236-H	\$6317.	FQB7236-T	\$7488.	FQB7236-W	\$5336.
	84 x 42 x 36"	2*	175	FQB8442-B	8182.	FQB8442-H	6922.	FQB8442-T	7940.	FQB8442-W	5816.
	96 x 48 x 36"	2	240	FQB9648-B	9630.	FQB9648-H	8012.	FQB9648-T	9343.	FQB9648-W	6768.
	120 x 48 x 36"	2	300	FQB2048-B	13187.	FQB2048-H	9801.	FQB2048-T	12790.	FQB2048-W	8279.
	144 x 48 x 36"	3	340	FQB4448-B	15455.	FQB4448-H	11634.	FQB4448-T	14992.	FQB4448-W	9828.
	168 x 48 x 36"	3	400	FQB6848-B	16954.	FQB6848-H	14586.	FQB6848-T	16446.	FQB6848-W	12322.
	192 x 60 x 48"	3**	450	FQB9260-B	20768.	FQB9260-H	18698.	FQB9260-T	20145.	FQB9260-W	15794.
	216 x 60 x 48"	3**	500	FQB1660-B	24955.	FQB1660-H	20346.	FQB1660-T	24245.	FQB1660-W	17186.
	240 x 60 x 48"	4**	550	FQB4060-B	29449.	FQB4060-H	21297.	FQB4060-T	28566.	FQB4060-W	17991.
	288 x 60 x 48"	4**	650	FQB8860-B	35396.	FQB8860-H	25571.	FQB8860-T	34334.	FQB8860-W	21613.

For Boatshaped tops with rounded corners, add \$250. list per table.
Tables larger than 144" will be supplied with two Starbursts.

*Table bases connected with stretcher.
**Table supplied with four-column base.

Arnold Furniture

Modified Square Top

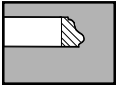


Book & Butt w/ 4" Border

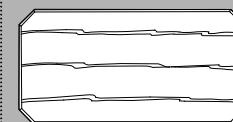
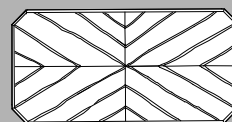

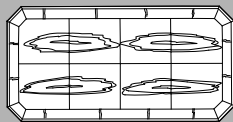
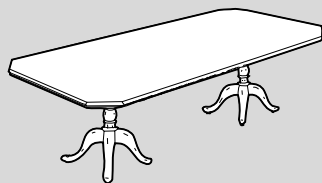
Starburst

Reverse Diamond

Straight Grain Wood

Edge	Top Sq.	Bases	Wt	Style No.	Price	Style No.	Price	Style No.	Price	Style No.	Price
 FF - 1.25" Traditional	36 x 36"	1	65	FQQ36-B	\$4094.	FQQ36-T	\$3970.	FQQ36-H	\$3538.	FQQ36-W	\$2989.
	42 x 42"	1	70	FQQ42-B	4410.	FQQ42-T	4278.	FQQ42-H	3823.	FQQ42-W	3230.
	48 x 48"	1	75	FQQ48-B	4773.	FQQ48-T	4629.	FQQ48-H	4153.	FQQ48-W	3508.
	54 x 54"	1**	95	FQQ54-B	5435.	FQQ54-T	5273.	FQQ54-H	4752.	FQQ54-W	4014.
	60 x 60"	1**	120	FQQ60-B	6173.	FQQ60-T	5988.	FQQ60-H	5431.	FQQ60-W	4589.
	72 x 72"	1**	165	FQQ72-B	9082.	FQQ72-T	8810.	FQQ72-H	7113.	FQQ72-W	6008.

Modified Rectangular Top



Book & Butt w/ 4" Border

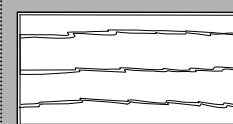
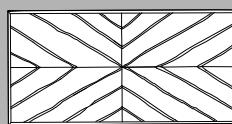

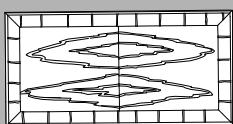
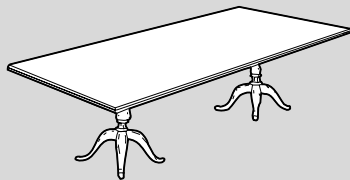
Starburst

Reverse Diamond

Straight Grain Wood

Edge	Top Size	Bases	Wt	Style No.	Price	Style No.	Price	Style No.	Price	Style No.	Price
 FE - 2" Traditional	72 x 36"	2*	125	FQM7236-B	\$7205.	FQM7236-T	\$6988.	FQM7236-H	\$6372.	FQM7236-W	\$5384.
	84 x 42"	2*	175	FQM8442-B	7955.	FQM8442-T	7716.	FQM8442-H	7484.	FQM8442-W	6322.
	96 x 48"	2	240	FQM9648-B	9782.	FQM9648-T	9488.	FQM9648-H	8124.	FQM9648-W	6863.
	120 x 48"	2	300	FQM2048-B	12785.	FQM2048-T	12401.	FQM2048-H	9757.	FQM2048-W	8241.
	144 x 48"	3	340	FQM4448-B	14984.	FQM4448-T	14535.	FQM4448-H	11534.	FQM4448-W	9744.
	168 x 48"	3	400	FQM6848-B	16434.	FQM6848-T	15940.	FQM6848-H	14707.	FQM6848-W	12424.
	192 x 60"	3**	450	FQM9260-B	20136.	FQM9260-T	19532.	FQM9260-H	18470.	FQM9260-W	15603.
	216 x 60"	3**	500	FQM1660-B	23133.	FQM1660-T	22439.	FQM1660-H	20083.	FQM1660-W	16964.
	240 x 60"	4**	550	FQM4060-B	28385.	FQM4060-T	27534.	FQM4060-H	21008.	FQM4060-W	17747.
	288 x 60"	4**	650	FQM8860-B	34095.	FQM8860-T	33072.	FQM8860-H	25254.	FQM8860-W	21332.

Rectangular Top



Book & Butt w/ 4" Border

Starburst

Reverse Diamond

Straight Grain Wood

Edge	Top Size	Bases	Wt	Style No.	Price	Style No.	Price	Style No.	Price	Style No.	Price
 FE - 2" Traditional	72 x 36"	2*	125	FQR7236-B	\$6843.	FQR7236-T	\$6637.	FQR7236-H	\$6123.	FQR7236-W	\$5173.
	84 x 42"	2*	175	FQR8442-B	7560.	FQR8442-T	7333.	FQR8442-H	6635.	FQR8442-W	5604.
	96 x 48"	2	240	FQR9648-B	9295.	FQR9648-T	9016.	FQR9648-H	7874.	FQR9648-W	6651.
	120 x 48"	2	300	FQR2048-B	12145.	FQR2048-T	11780.	FQR2048-H	9505.	FQR2048-W	8028.
	144 x 48"	3	340	FQR4448-B	14234.	FQR4448-T	13807.	FQR4448-H	11285.	FQR4448-W	9533.
	168 x 48"	3	400	FQR6848-B	15616.	FQR6848-T	15148.	FQR6848-H	14458.	FQR6848-W	12213.
	192 x 60"	3**	450	FQR9260-B	19116.	FQR9260-T	18543.	FQR9260-H	18219.	FQR9260-W	15390.
	216 x 60"	3**	500	FQR1660-B	21976.	FQR1660-T	21317.	FQR1660-H	19834.	FQR1660-W	16754.
	240 x 60"	4**	550	FQR4060-B	26965.	FQR4060-T	26156.	FQR4060-H	20758.	FQR4060-W	17535.
	288 x 60"	4**	650	FQR8860-B	32362.	FQR8860-T	31391.	FQR8860-H	24921.	FQR8860-W	21051.

54", 60" and 72" diameter and square tables are shipped KD.

Tops up to and including 144" long are supplied in one piece.

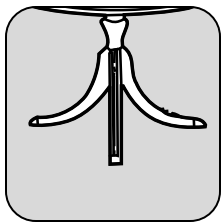
Tops 168" or longer are shipped in two pieces. If additional cuts are required, add \$289. per cut.

Tables larger than 144" will be supplied with two Starbursts.

Refer to page 21 for General Information and finishes





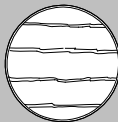
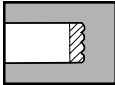
Refer to page 103 for matching credenzas

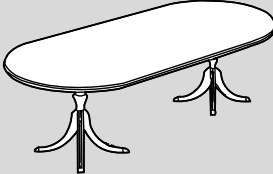
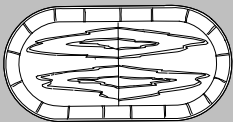
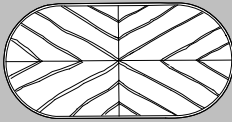
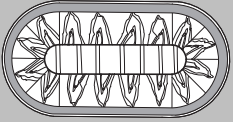

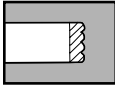
Refer to page 41 for plastic laminate tops



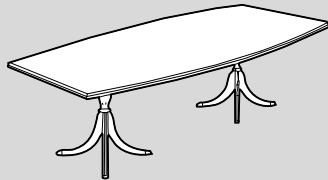
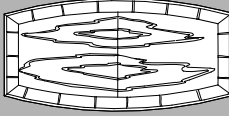

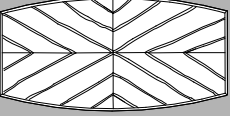

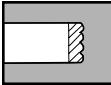
Traditional Tables

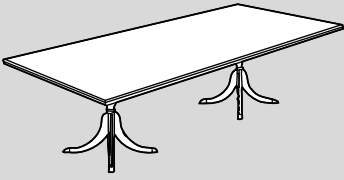
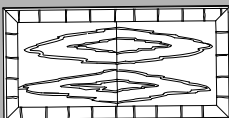

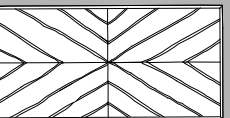
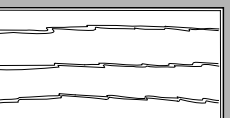
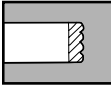
Duncan Phyfe

Round Top											
				 Book & Butt w/4" Border		 Reverse Diamond		 2-tone Sunburst		 Straight Grain Wood	
Edge	Top Dia.	Bases	Wt	Style No.	Price	Style No.	Price	Style No.	Price	Style No.	Price
 FY - 1.25" Reeded	42"	1	70	FDO42-B	\$4628.	FDO42-H	\$4036.	FDO42-X	\$3757.	FDO42-W	\$3410.
	48"	1	75	FDO48-B	5651.	FDO48-H	4385.	FDO48-X	4121.	FDO48-W	3704.
	54"	1**	95	FDO54-B	7396.	FDO54-H	4863.	FDO54-X	4567.	FDO54-W	4108.
	60"	1**	120	FDO60-B	8688.	FDO60-H	5574.	FDO60-X	5236.	FDO60-W	4709.
	72"	1**	150	FDO72-B	9758.	FDO72-H	7364.	FDO72-X	6915.	FDO72-W	6219.

Racetrack Top											
				 Book & Butt w/4" Border		 Reverse Diamond		 2-tone Belmont		 Straight Grain Wood	
Edge	Top Size	Bases	Wt	Style No.	Price	Style No.	Price	Style No.	Price	Style No.	Price
 FY - 1.25" Reeded	72 x 36"	2*	125	FDC7236-B	\$7351.	FDC7236-H	\$6348.	FDC7236-Y	\$6260.	FDC7236-W	\$5363.
	84 x 42"	2*	175	FDC8442-B	8017.	FDC8442-H	6874.	FDC8442-Y	6842.	FDC8442-W	5807.
	96 x 48"	2	240	FDC9648-B	10144.	FDC9648-H	7834.	FDC9648-Y	7784.	FDC9648-W	6617.
	120 x 48"	2	300	FDC2048-B	13056.	FDC2048-H	9852.	FDC2048-Y	9711.	FDC2048-W	8323.
	144 x 48"	3	340	FDC4448-B	14717.	FDC4448-H	11489.	FDC4448-Y	11331.	FDC4448-W	9706.
	168 x 48"	3	400	FDC6848-B	16146.	FDC6848-H	13735.	FDC6848-Y	12958.	FDC6848-W	11602.
	192 x 60"	3**	450	FDC9260-B	19781.	FDC9260-H	17761.	FDC9260-Y	15219.	FDC9260-W	15004.
	216 x 60"	3**	500	FDC1660-B	22725.	FDC1660-H	19328.	FDC1660-Y	17091.	FDC1660-W	16327.
	240 x 60"	4**	550	FDC4060-B	27883.	FDC4060-H	20887.	FDC4060-Y	20581.	FDC4060-W	17643.
	288 x 60"	4**	650	FDC8860-B	33517.	FDC8860-H	25087.	FDC8860-Y	24705.	FDC8860-W	21192.

*Table bases connected with stretcher.
 **Table supplied with four-column base.

Boatshaped Top											
				 Book & Butt w/ 4" Border		 Starburst		 Reverse Diamond		 Straight Grain Wood	
Edge	Top Size	Bases	Wt	Style No.	Price	Style No.	Price	Style No.	Price	Style No.	Price
 FY - 1.25" Reeded	72 x 36 x 30"	2*	125	FDB7236-B	\$6983.	FDB7236-T	\$6774.	FDB7236-H	\$6002.	FDB7236-W	\$5070.
	84 x 42 x 36"	2*	175	FDB8442-B	7801.	FDB8442-T	7568.	FDB8442-H	6750.	FDB8442-W	5701.
	96 x 48 x 36"	2	240	FDB9648-B	8713.	FDB9648-T	8452.	FDB9648-H	7480.	FDB9648-W	6320.
	120 x 48 x 36"	2	300	FDB2048-B	11931.	FDB2048-T	11573.	FDB2048-H	9029.	FDB2048-W	7628.
	144 x 48 x 36"	3	340	FDB4448-B	13973.	FDB4448-T	13554.	FDB4448-H	11050.	FDB4448-W	9335.
	168 x 48 x 36"	3	400	FDB6848-B	15338.	FDB6848-T	14878.	FDB6848-H	13471.	FDB6848-W	11380.
	192 x 60 x 48"	3**	450	FDB9260-B	18781.	FDB9260-T	18218.	FDB9260-H	16979.	FDB9260-W	14251.
	216 x 60 x 48"	3**	500	FDB1660-B	21589.	FDB1660-T	20941.	FDB1660-H	18838.	FDB1660-W	15562.
	240 x 60 x 48"	4**	550	FDB4060-B	26640.	FDB4060-T	25840.	FDB4060-H	20232.	FDB4060-W	17090.
	288 x 60 x 48"	4**	650	FDB8860-B	31928.	FDB8860-T	30970.	FDB8860-H	24423.	FDB8860-W	20631.
For Boatshaped tops with rounded corners, add \$250. list per table.											

Rectangular Top											
				 Book & Butt w/ 4" Border		 Starburst		 Reverse Diamond		 Straight Grain Wood	
Edge	Top Size	Bases	Wt	Style No.	Price	Style No.	Price	Style No.	Price	Style No.	Price
 FY - 1.25" Reeded	72 x 36"	2*	125	FDR7236-B	\$6633.	FDR7236-T	\$6434.	FDR7236-H	\$5818.	FDR7236-W	\$4914.
	84 x 42"	2*	175	FDR8442-B	7399.	FDR8442-T	7178.	FDR8442-H	6645.	FDR8442-W	5613.
	96 x 48"	2	240	FDR9648-B	8278.	FDR9648-T	8030.	FDR9648-H	7344.	FDR9648-W	6203.
	120 x 48"	2	300	FDR2048-B	11334.	FDR2048-T	10994.	FDR2048-H	8869.	FDR2048-W	7490.
	144 x 48"	3	340	FDR4448-B	13283.	FDR4448-T	12885.	FDR4448-H	10720.	FDR4448-W	9056.
	168 x 48"	3	400	FDR6848-B	14573.	FDR6848-T	14135.	FDR6848-H	13081.	FDR6848-W	11049.
	192 x 60"	3**	450	FDR9260-B	17852.	FDR9260-T	17316.	FDR9260-H	15119.	FDR9260-W	12771.
	216 x 60"	3**	500	FDR1660-B	20665.	FDR1660-T	20046.	FDR1660-H	17137.	FDR1660-W	14476.
	240 x 60"	4**	550	FDR4060-B	25649.	FDR4060-T	24879.	FDR4060-H	19723.	FDR4060-W	16660.
	288 x 60"	4**	650	FDR8860-B	30773.	FDR8860-T	29849.	FDR8860-H	23759.	FDR8860-W	20069.

54", 60" and 72" diameter and square tables are shipped KD.

Tops up to and including 144" long are supplied in one piece.

Tops 168" or longer are shipped in two pieces. If additional cuts are required, add \$289. per cut.

Tables larger than 144" will be supplied with two Starbursts.

Refer to page 21 for General Information and finishes

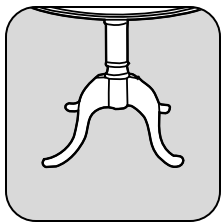
Refer to page 103 for matching credenzas

Refer to page 41 for plastic laminate tops

Traditional Conference

Traditional Tables

Bedford

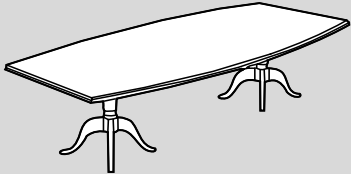


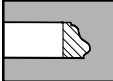


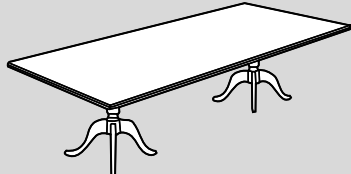
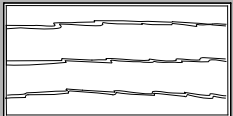

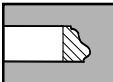
		Round Top					
				Straight Grain Wood		Plastic Laminate	
Edge	Top Dia.	Bases	Wt	Style No.	Price	Style No.	Price
 FF - 1.25" Traditional	36"	1	65	FFO36-W	\$2767.	FFO36-L	\$2657.
	42"	1	70	FFO42-W	2991.	FFO42-L	2874.
	48"	1	75	FFO48-W	3249.	FFO48-L	3003.
	54"	1**	95	FFO54-W	3715.	FFO54-L	3565.
	60"	1**	120	FFO60-W	4245.	FFO60-L	4074.
	72"	1**	150	FFO72-W	6151.	FFO72-L ***	4250.

*** 72" diameter plastic laminate tops will be supplied with a center seam.

		Racetrack Top					
				Straight Grain Wood		Plastic Laminate	
Edge	Top Size	Bases	Wt	Style No.	Price	Style No.	Price
 FF - 1.25" Traditional	72 x 36"	2*	125	FFC7236-W	\$4703.	FFC7236-L	\$4412.
	84 x 42"	2*	175	FFC8442-W	5326.	FFC8442-L	5205.
	96 x 48"	2	240	FFC9648-W	6048.	FFC9648-L	5658.
	120 x 48"	2	300	FFC2048-W	7301.	FFC2048-L	6854.
	144 x 48"	3	340	FFC4448-W	8495.	FFC4448-L	8151.
	168 x 48"	3	400	FFC6848-W	10442.	FFC6848-L	10016.
	192 x 60"	3**	450	FFC9260-W	12258.	FFC9260-L	10996.
	216 x 60"	3**	500	FFC1660-W	13879.	FFC1660-L	11701.
	240 x 60"	4**	550	FFC4060-W	16918.	FFC4060-L	13937.

*Table bases connected with stretcher.
 **Table supplied with four-column base.

Boatshaped Top							
				 Straight Grain Wood		 Plastic Laminate	
Edge	Top Size	Bases	Wt	Style No.	Price	Style No.	Price
 FF - 1.25" Traditional	72 x 36 x 30"	2*	125	FFB7236-W	\$4447.	FFB7236-L	\$4161.
	84 x 42 x 36"	2*	175	FFB8442-W	5251.	FFB8442-L	4966.
	96 x 48 x 36"	2	240	FFB9648-W	5714.	FFB9648-L	5345.
	120 x 48 x 36"	2	300	FFB2048-W	6899.	FFB2048-L	6460.
	144 x 48 x 36"	3	340	FFB4448-W	8189.	FFB4448-L	7860.
	168 x 48 x 36"	3	400	FFB6848-W	9975.	FFB6848-L	9660.
	192 x 60 x 48"	3**	450	FFB9260-W	11896.	FFB9260-L	10652.
	216 x 60 x 48"	3**	500	FFB1660-W	13186.	FFB1660-L	11007.
240 x 60 x 48"	4**	550	FFB4060-W	16081.	FFB4060-L	13329.	

Rectangular Top							
				 Straight Grain Wood		 Plastic Laminate	
Edge	Top Size	Bases	Wt	Style No.	Price	Style No.	Price
 FF - 1.25" Traditional	72 x 36"	2*	125	FFR7236-W	\$4311.	FFR7236-L	\$4089.
	84 x 42"	2*	175	FFR8442-W	5096.	FFR8442-L	4843.
	96 x 48"	2	240	FFR9648-W	5542.	FFR9648-L	5271.
	120 x 48"	2	300	FFR2048-W	6692.	FFR2048-L	6141.
	144 x 48"	3	340	FFR4448-W	7944.	FFR4448-L	7626.
	168 x 48"	3	400	FFR6848-W	9640.	FFR6848-L	9254.
	192 x 60"	3**	450	FFR9260-W	11541.	FFR9260-L	10119.
	216 x 60"	3**	500	FFR1660-W	12790.	FFR1660-L	10457.
240 x 60"	4**	550	FFR4060-W	15594.	FFR4060-L	12663.	

54", 60" and 72" diameter and square tables are shipped KD.

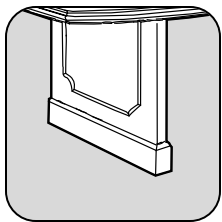
Tops up to and including 144" long are supplied in one piece.

Tops 168" or longer are shipped in two pieces. If additional cuts are required, add \$289. per cut.

Refer to page 21 for General Information and finishes

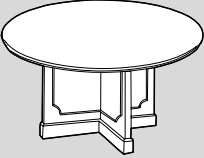



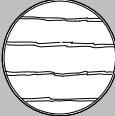

Refer to page 103 for matching credenzas

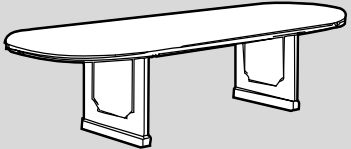
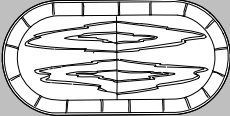
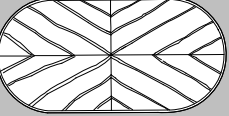
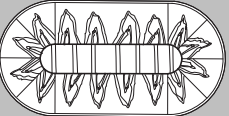
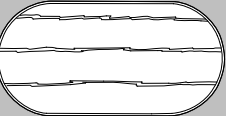
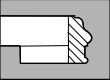
Traditional Conference

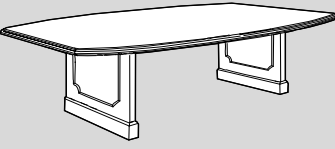
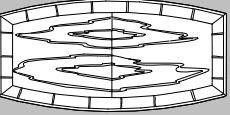
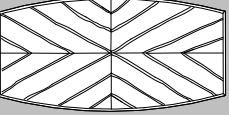


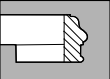


Traditional Tables

Neo-Classical: X and Panel Leg Bases


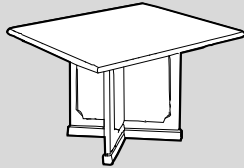
Round Top / X Base											
				 Book & Butt w/4" Border		 Reverse Diamond		 Sunburst		 Straight Grain Wood	
Edge	Top Dia.	Bases	Wt	Style No.	Price	Style No.	Price	Style No.	Price	Style No.	Price
 FF - 1.25" Traditional	36"	1	90	FTOWX36-B	\$3967.	FTOWX36-H	\$3062.	FTOWX36-S	\$2156.	FTOWX36-W	\$1786.
	42"	1	95	FTOWX42-B	4507.	FTOWX42-H	3438.	FTOWX42-S	2364.	FTOWX42-W	2171.
	48"	1	100	FTOWX48-B	5294.	FTOWX48-H	3928.	FTOWX48-S	2563.	FTOWX48-W	2421.
	54"	1	120	FTOWX54-B	6096.	FTOWX54-H	4556.	FTOWX54-S	3018.	FTOWX54-W	2784.
	60"	1	145	FTOWX60-B	7316.	FTOWX60-H	5410.	FTOWX60-S	3504.	FTOWX60-W	3575.
	72"	1	175	FTOWX72-B	8113.	FTOWX72-H	6385.	FTOWX72-S	4656.	FTOWX72-W	4617.

Racetrack Top / Panel Leg Base											
				 Book & Butt w/4" Border		 Reverse Diamond		 Traditional Belmont		 Straight Grain Wood	
Edge	Top Size	Bases	Wt	Style No.	Price	Style No.	Price	Style No.	Price	Style No.	Price
 FE - 2" Traditional	72 x 36"	2	145	FTCPL7236-B	\$7789.	FTCPL7236-H	\$5003.	FTCPL7236-S	\$5030.	FTCPL7236-W	\$4227.
	84 x 42"	2	185	FTCPL8442-B	8307.	FTCPL8442-H	6123.	FTCPL8442-S	6164.	FTCPL8442-W	5173.
	96 x 48"	2	260	FTCPL9648-B	9775.	FTCPL9648-H	7378.	FTCPL9648-S	7425.	FTCPL9648-W	6232.
	120 x 48"	2	320	FTCPL2048-B	12545.	FTCPL2048-H	9776.	FTCPL2048-S	9846.	FTCPL2048-W	8258.
	144 x 48"	3	360	FTCPL4448-B	15453.	FTCPL4448-H	11070.	FTCPL4448-S	11144.	FTCPL4448-W	9351.
	168 x 48"	3	420	FTCPL6848-B	16347.	FTCPL6848-H	11963.	FTCPL6848-S	12040.	FTCPL6848-W	10106.
	192 x 60"	4	470	FTCPL9260-B	19118.	FTCPL9260-H	14748.	FTCPL9260-S	14574.	FTCPL9260-W	12458.
	216 x 60"	4	520	FTCPL1660-B	21778.	FTCPL1660-H	15936.	FTCPL1660-S	16041.	FTCPL1660-W	13462.
	240 x 60"	5	570	FTCPL4060-B	22850.	FTCPL4060-H	17012.	FTCPL4060-S	17124.	FTCPL4060-W	14370.
	288 x 60"	5	670	FTCPL8860-B	27450.	FTCPL8860-H	20436.	FTCPL8860-S	20219.	FTCPL8860-W	17262.


Boatshaped Top / Panel Leg Base											
				 Book & Butt w/4" Border		 Reverse Diamond		 Starburst		 Straight Grain Wood	
Edge	Top Size	Bases	Wt	Style No.	Price	Style No.	Price	Style No.	Price	Style No.	Price
 FE - 2" Traditional	72 x 36 x 30"	2	145	FTBPL7236-B	\$6783.	FTBPL7236-H	\$4279.	FTBPL7236-T	\$6580.	FTBPL7236-W	\$3614.
	84 x 42 x 36"	2	185	FTBPL8442-B	7532.	FTBPL8442-H	5101.	FTBPL8442-T	7305.	FTBPL8442-W	4309.
	96 x 48 x 36"	2	260	FTBPL9648-B	8984.	FTBPL9648-H	6694.	FTBPL9648-T	8714.	FTBPL9648-W	5655.
	120 x 48 x 36"	2	320	FTBPL2048-B	10091.	FTBPL2048-H	7909.	FTBPL2048-T	9789.	FTBPL2048-W	6681.
	144 x 48 x 36"	3	360	FTBPL4448-B	13387.	FTBPL4448-H	9820.	FTBPL4448-T	13093.	FTBPL4448-W	8295.
	168 x 48 x 36"	3	420	FTBPL6848-B	14065.	FTBPL6848-H	10440.	FTBPL6848-T	13643.	FTBPL6848-W	8818.
	192 x 60 x 48"	4	470	FTBPL9260-B	17609.	FTBPL9260-H	14433.	FTBPL9260-T	17074.	FTBPL9260-W	12102.
	216 x 60 x 48"	4	520	FTBPL1660-B	20522.	FTBPL1660-H	15866.	FTBPL1660-T	19907.	FTBPL1660-W	13403.
	240 x 60 x 48"	5	570	FTBPL4060-B	21470.	FTBPL4060-H	16899.	FTBPL4060-T	20825.	FTBPL4060-W	14275.
	288 x 60 x 48"	5	670	FTBPL8860-B	24567.	FTBPL8860-H	20269.	FTBPL8860-T	25016.	FTBPL8860-W	17122.

For Boatshaped tops with rounded corners, add 250. list per table.
Tables larger than 144" will be supplied with two Starbursts.

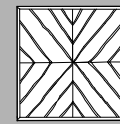
Square Top / X Base



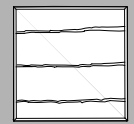
Book & Butt w/ 4" Border



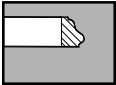
Starburst



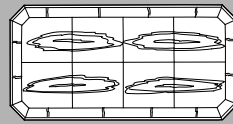
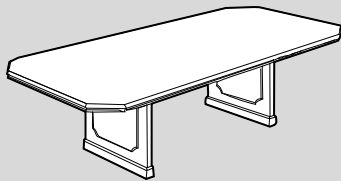
Reverse Diamond




Straight Grain Wood

Edge	Top Sq.	Bases	Wt	Style No.	Price	Style No.	Price	Style No.	Price	Style No.	Price
 FF - 1.25" Traditional	36 x 36"	1	90	FTSWX36-B	\$3768.	FTSWX36-T	\$3655.	FTSWX36-H	\$2981.	FTSWX36-W	\$1721.
	42 x 42"	1	95	FTSWX42-B	4281.	FTSWX42-T	4152.	FTSWX42-H	3266.	FTSWX42-W	1935.
	48 x 48"	1	100	FTSWX48-B	5029.	FTSWX48-T	4879.	FTSWX48-H	3732.	FTSWX48-W	2349.
	54 x 54"	1	120	FTSWX54-B	5791.	FTSWX54-T	5617.	FTSWX54-H	4328.	FTSWX54-W	2650.
	60 x 60"	1	145	FTSWX60-B	6950.	FTSWX60-T	6742.	FTSWX60-H	5140.	FTSWX60-W	3231.
	72 x 72"	1	175	FTSWX72-B	7708.	FTSWX72-T	7476.	FTSWX72-H	6065.	FTSWX72-W	4316.

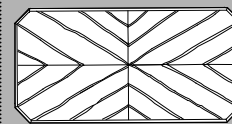
Modified Rectangular Top / Panel Leg Base



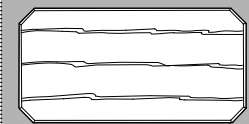
Book & Butt w/ 4" Border



Starburst



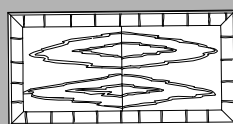
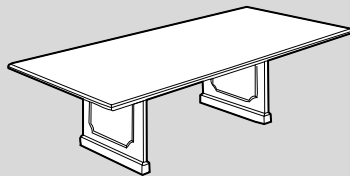
Reverse Diamond




Straight Grain Wood

Edge	Top Size	Bases	Wt	Style No.	Price	Style No.	Price	Style No.	Price	Style No.	Price
 FE - 2" Traditional	72 x 36"	2	145	FTMPL7236-B	\$5682.	FTMPL7236-T	\$5511.	FTMPL7236-H	\$4141.	FTMPL7236-W	\$3498.
	84 x 42"	2	185	FTMPL8442-B	6603.	FTMPL8442-T	6403.	FTMPL8442-H	5282.	FTMPL8442-W	4462.
	96 x 48"	2	260	FTMPL9648-B	8020.	FTMPL9648-T	7778.	FTMPL9648-H	6338.	FTMPL9648-W	5354.
	120 x 48"	2	320	FTMPL2048-B	9827.	FTMPL2048-T	9542.	FTMPL2048-H	7787.	FTMPL2048-W	6578.
	144 x 48"	3	360	FTMPL4448-B	12965.	FTMPL4448-T	12575.	FTMPL4448-H	9751.	FTMPL4448-W	8237.
	168 x 48"	3	420	FTMPL6848-B	14238.	FTMPL6848-T	13810.	FTMPL6848-H	10361.	FTMPL6848-W	8752.
	192 x 60"	4	470	FTMPL9260-B	16970.	FTMPL9260-T	16463.	FTMPL9260-H	14270.	FTMPL9260-W	12055.
	216 x 60"	4	520	FTMPL1660-B	19735.	FTMPL1660-T	19153.	FTMPL1660-H	15822.	FTMPL1660-W	13366.
	240 x 60"	5	570	FTMPL4060-B	20638.	FTMPL4060-T	20023.	FTMPL4060-H	16768.	FTMPL4060-W	14164.
	288 x 60"	5	670	FTMPL8860-B	24242.	FTMPL8860-T	23962.	FTMPL8860-H	20269.	FTMPL8860-W	17122.

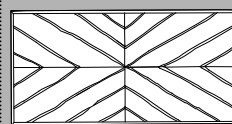
Rectangular Top / Panel Leg Base



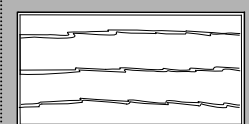
Book & Butt w/ 4" Border



Starburst



Reverse Diamond



Straight Grain Wood

Edge	Top Size	Bases	Wt	Style No.	Price	Style No.	Price	Style No.	Price	Style No.	Price
 FE - 2" Traditional	72 x 36"	2	145	FTRPL7236-B	\$5442.	FTRPL7236-T	\$5271.	FTRPL7236-H	\$3894.	FTRPL7236-W	\$3289.
	84 x 42"	2	185	FTRPL8442-B	6361.	FTRPL8442-T	6163.	FTRPL8442-H	5033.	FTRPL8442-W	4251.
	96 x 48"	2	260	FTRPL9648-B	7778.	FTRPL9648-T	7538.	FTRPL9648-H	6088.	FTRPL9648-W	5142.
	120 x 48"	2	320	FTRPL2048-B	9586.	FTRPL2048-T	9300.	FTRPL2048-H	7534.	FTRPL2048-W	6365.
	144 x 48"	3	360	FTRPL4448-B	12724.	FTRPL4448-T	12335.	FTRPL4448-H	9500.	FTRPL4448-W	8025.
	168 x 48"	3	420	FTRPL6848-B	13997.	FTRPL6848-T	13570.	FTRPL6848-H	10110.	FTRPL6848-W	8540.
	192 x 60"	4	470	FTRPL9260-B	16728.	FTRPL9260-T	16221.	FTRPL9260-H	13580.	FTRPL9260-W	11844.
	216 x 60"	4	520	FTRPL1660-B	19507.	FTRPL1660-T	18911.	FTRPL1660-H	15572.	FTRPL1660-W	13154.
	240 x 60"	5	570	FTRPL4060-B	20396.	FTRPL4060-T	19784.	FTRPL4060-H	16519.	FTRPL4060-W	13953.
	288 x 60"	5	670	FTRPL8860-B	24106.	FTRPL8860-T	23831.	FTRPL8860-H	19938.	FTRPL8860-W	16842.

54", 60" and 72" diameter and square tables are shipped KD.

Tops up to and including 144" long are supplied in one piece.

Tops 168" or longer are shipped in two pieces. If additional cuts are required, add \$289. per cut.


Tables larger than 144" will be supplied with two Starbursts.

Refer to page 21 for General Information and finishes

Refer to page 103 for matching credenzas

Refer to page 41 for plastic laminate tops

Traditional Conference



Traditional Tables

Neo-Classical: Hex and Square Column Bases

Round Top / Hex Base											
				 Book & Butt w/4" Border		 Reverse Diamond		 Sunburst		 Straight Grain Wood	
Edge	Top Dia.	Bases	Wt	Style No.	Price	Style No.	Price	Style No.	Price	Style No.	Price
 FF - 1.25" Traditional	36"	1	90	FTOHX36-B	\$4176.	FTOHX36-H	\$3113.	FTOHX36-S	\$2050.	FTOHX36-W	\$1976.
	42"	1	95	FTOHX42-B	4621.	FTOHX42-H	3616.	FTOHX42-S	2612.	FTOHX42-W	2507.
	48"	1	100	FTOHX48-B	5301.	FTOHX48-H	4075.	FTOHX48-S	2849.	FTOHX48-W	2731.
	54"	1	120	FTOHX54-B	6133.	FTOHX54-H	4750.	FTOHX54-S	3365.	FTOHX54-W	3216.
	60"	1	145	FTOHX60-B	6964.	FTOHX60-H	5428.	FTOHX60-S	3889.	FTOHX60-W	3730.
	72"	1	175	FTOHX72-B	7798.	FTOHX72-H	6607.	FTOHX72-S	5415.	FTOHX72-W	5203.
	*84"	1	250	FTOHX84-B	9384.	FTOHX84-H	8011.	FTOHX84-S	6637.	FTOHX84-W	6112.
	*96"	1	295	FTOHX96-B	10545.	FTOHX96-H	9273.	FTOHX96-S	8000.	FTOHX96-W	7390.

Boatshaped Top / Square Column Base											
				 Book & Butt w/4" Border		 Reverse Diamond		 Starburst		 Straight Grain Wood	
Edge	Top Size	Bases	Wt	Style No.	Price	Style No.	Price	Style No.	Price	Style No.	Price
 FE - 2" Traditional	72 x 36 x 30"	2	155	FTBPD7236-B	\$6817.	FTBPD7236-H	\$4314.	FTBPD7236-T	\$6612.	FTBPD7236-W	\$3644.
	84 x 42 x 36"	2	205	FTBPD8442-B	7725.	FTBPD8442-H	5177.	FTBPD8442-T	7375.	FTBPD8442-W	4489.
	96 x 48 x 36"	2	270	FTBPD9648-B	9126.	FTBPD9648-H	6852.	FTBPD9648-T	8854.	FTBPD9648-W	5788.
	120 x 48 x 36"	2	330	FTBPD2048-B	10291.	FTBPD2048-H	8130.	FTBPD2048-T	10391.	FTBPD2048-W	6867.
	144 x 48 x 36"	2	370	FTBPD4448-B	13651.	FTBPD4448-H	9978.	FTBPD4448-T	12276.	FTBPD4448-W	8429.
	168 x 48 x 36"	3	430	FTBPD6848-B	14757.	FTBPD6848-H	11188.	FTBPD6848-T	15078.	FTBPD6848-W	9451.
	192 x 60 x 48"	3	480	FTBPD9260-B	19193.	FTBPD9260-H	14327.	FTBPD9260-T	18739.	FTBPD9260-W	12191.
	216 x 60 x 48"	3	530	FTBPD1660-B	20966.	FTBPD1660-H	16348.	FTBPD1660-T	20898.	FTBPD1660-W	13810.
	240 x 60 x 48"	4	580	FTBPD4060-B	21953.	FTBPD4060-H	17428.	FTBPD4060-T	23310.	FTBPD4060-W	14722.
	288 x 60 x 48"	4	680	FTBPD8860-B	26438.	FTBPD8860-H	20934.	FTBPD8860-T	27212.	FTBPD8860-W	17683.

Rectangular Top / Square Column Base											
				 Book & Butt w/4" Border		 Reverse Diamond		 Starburst		 Straight Grain Wood	
Edge	Top Size	Bases	Wt	Style No.	Price	Style No.	Price	Style No.	Price	Style No.	Price
 FE - 2" Traditional	72 x 36"	2	155	FTRPD7236-B	\$6630.	FTRPD7236-H	\$4109.	FTRPD7236-T	\$6431.	FTRPD7236-W	\$3471.
	84 x 42"	2	205	FTRPD8442-B	7602.	FTRPD8442-H	5315.	FTRPD8442-T	7494.	FTRPD8442-W	4373.
	96 x 48"	2	270	FTRPD9648-B	8830.	FTRPD9648-H	6528.	FTRPD9648-T	8564.	FTRPD9648-W	5515.
	120 x 48"	2	330	FTRPD2048-B	9940.	FTRPD2048-H	7742.	FTRPD2048-T	9641.	FTRPD2048-W	6539.
	144 x 48"	2	370	FTRPD4448-B	13272.	FTRPD4448-H	9569.	FTRPD4448-T	12874.	FTRPD4448-W	8082.
	168 x 48"	3	430	FTRPD6848-B	13842.	FTRPD6848-H	10197.	FTRPD6848-T	13426.	FTRPD6848-W	8614.
	192 x 60"	3	480	FTRPD9260-B	17404.	FTRPD9260-H	13862.	FTRPD9260-T	16881.	FTRPD9260-W	11914.
	216 x 60"	3	530	FTRPD1660-B	20373.	FTRPD1660-H	15696.	FTRPD1660-T	19761.	FTRPD1660-W	13259.
	240 x 60"	4	580	FTRPD4060-B	21317.	FTRPD4060-H	16734.	FTRPD4060-T	20677.	FTRPD4060-W	14135.
	288 x 60"	4	680	FTRPD8860-B	25716.	FTRPD8860-H	20103.	FTRPD8860-T	24945.	FTRPD8860-W	16982.

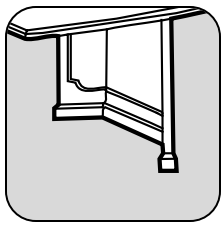
For Boatshaped tops with rounded corners, add 250 list per table.

54", 60" and 72" diameter and square tables are shipped KD.

Tops up to and including 144" long are supplied in one piece.

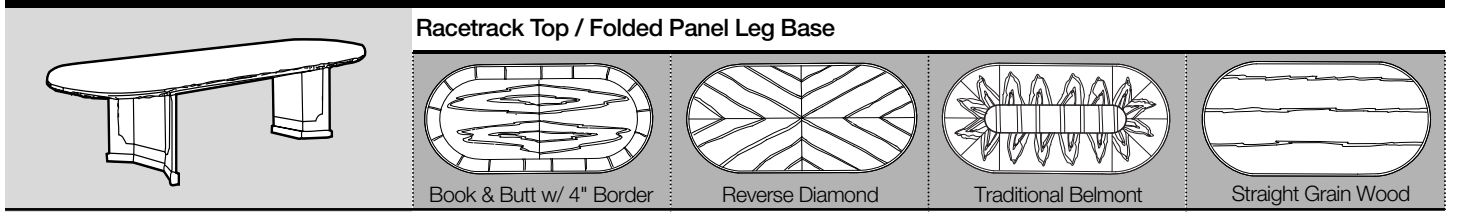
Tops 168" or longer are shipped in two pieces. If additional cuts are required, add \$289. per cut.

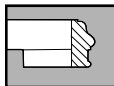
Tables larger than 144" will be supplied with two Starbursts.

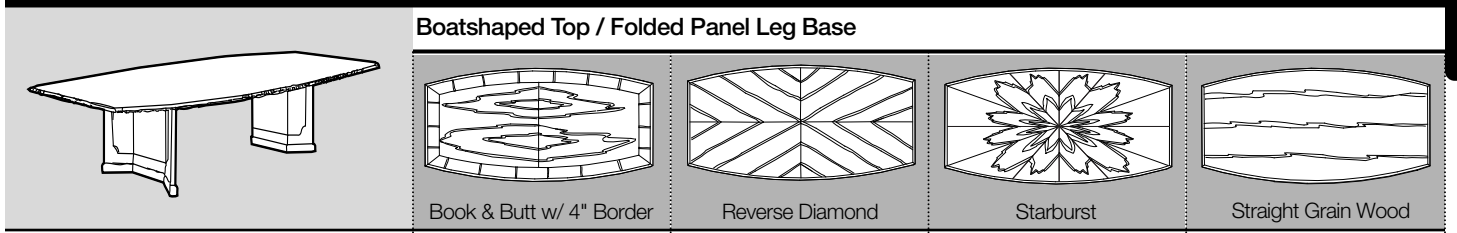


Traditional Tables

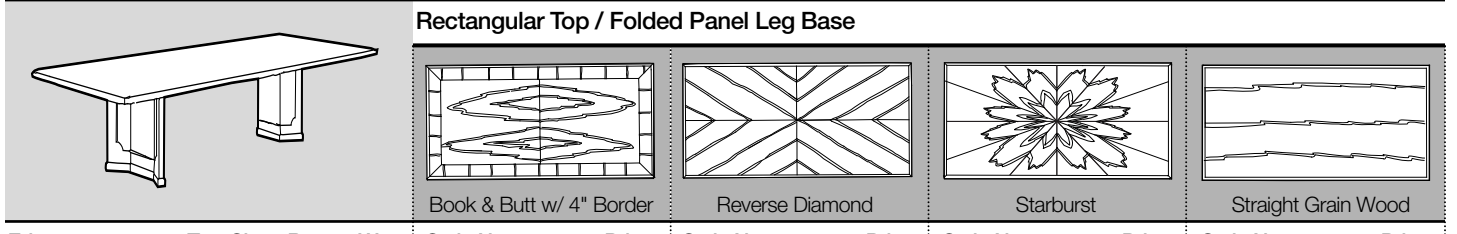
Neo-Classical: Folded Panel Legs



Edge	Top Size	Bases	Wt	Style No.	Price	Style No.	Price	Style No.	Price	Style No.	Price
 FE - 2" Traditional	72 x 36"	2	145	FTCFP7236-B	\$8069.	FTCFP7236-H	\$5316.	FTCFP7236-S	\$5096.	FTCFP7236-W	\$4490.
	84 x 42"	2	185	FTCFP8442-B	9209.	FTCFP8442-H	6487.	FTCFP8442-S	6219.	FTCFP8442-W	5479.
	96 x 48"	2	260	FTCFP9648-B	10496.	FTCFP9648-H	7807.	FTCFP9648-S	7483.	FTCFP9648-W	6594.
	120 x 48"	2	320	FTCFP2048-B	12955.	FTCFP2048-H	10328.	FTCFP2048-S	9903.	FTCFP2048-W	8725.
	144 x 48"	3**	360	FTCFP4448-B	15971.	FTCFP4448-H	11707.	FTCFP4448-S	11225.	FTCFP4448-W	9889.
	168 x 48"	3**	420	FTCFP6848-B	16853.	FTCFP6848-H	12610.	FTCFP6848-S	12085.	FTCFP6848-W	10652.
	192 x 60"	4	470	FTCFP9260-B	19730.	FTCFP9260-H	15562.	FTCFP9260-S	14920.	FTCFP9260-W	13145.
	216 x 60"	4	520	FTCFP1660-B	22469.	FTCFP1660-H	16812.	FTCFP1660-S	16119.	FTCFP1660-W	14201.
	240 x 60"	5**	570	FTCFP4060-B	23568.	FTCFP4060-H	17941.	FTCFP4060-S	17199.	FTCFP4060-W	15155.
288 x 60"	5**	670	FTCFP8860-B	28317.	FTCFP8860-H	21598.	FTCFP8860-S	20660.	FTCFP8860-W	18244.	




Edge	Top Size	Bases	Wt	Style No.	Price	Style No.	Price	Style No.	Price	Style No.	Price
 FE - 2" Traditional	72 x 36 x 30"	2	145	FTBFP7236-B	\$6845.	FTBFP7236-H	\$4347.	FTBFP7236-T	\$6639.	FTBFP7236-W	\$3672.
	84 x 42 x 36"	2	185	FTBFP8442-B	7625.	FTBFP8442-H	5203.	FTBFP8442-T	7396.	FTBFP8442-W	4393.
	96 x 48 x 36"	2	260	FTBFP9648-B	9066.	FTBFP9648-H	6784.	FTBFP9648-T	8794.	FTBFP9648-W	6392.
	120 x 48 x 36"	2	320	FTBFP2048-B	10171.	FTBFP2048-H	7999.	FTBFP2048-T	9866.	FTBFP2048-W	6756.
	144 x 48 x 36"	3**	360	FTBFP4448-B	13689.	FTBFP4448-H	10024.	FTBFP4448-T	13279.	FTBFP4448-W	8467.
	168 x 48 x 36"	3**	420	FTBFP6848-B	14834.	FTBFP6848-H	11281.	FTBFP6848-T	14390.	FTBFP6848-W	9529.
	192 x 60 x 48"	4	470	FTBFP9260-B	19193.	FTBFP9260-H	14400.	FTBFP9260-T	18617.	FTBFP9260-W	12164.
	216 x 60 x 48"	4	520	FTBFP1660-B	20609.	FTBFP1660-H	15951.	FTBFP1660-T	19991.	FTBFP1660-W	13474.
	240 x 60 x 48"	5**	570	FTBFP4060-B	21541.	FTBFP4060-H	16976.	FTBFP4060-T	20895.	FTBFP4060-W	14341.
288 x 60 x 48"	5**	670	FTBFP8860-B	25860.	FTBFP8860-H	20436.	FTBFP8860-T	25085.	FTBFP8860-W	17262.	



Edge	Top Size	Bases	Wt	Style No.	Price	Style No.	Price	Style No.	Price	Style No.	Price
 FE - 2" Traditional	72 x 36"	2	145	FTRFP7236-B	\$6494.	FTRFP7236-H	\$3961.	FTRFP7236-T	\$6299.	FTRFP7236-W	\$3346.
	84 x 42"	2	185	FTRFP8442-B	7540.	FTRFP8442-H	5111.	FTRFP8442-T	7314.	FTRFP8442-W	4316.
	96 x 48"	2	260	FTRFP9648-B	8502.	FTRFP9648-H	6165.	FTRFP9648-T	8247.	FTRFP9648-W	5208.
	120 x 48"	2	320	FTRFP2048-B	9831.	FTRFP2048-H	7625.	FTRFP2048-T	9537.	FTRFP2048-W	6441.
	144 x 48"	3**	360	FTRFP4448-B	13076.	FTRFP4448-H	9354.	FTRFP4448-T	12683.	FTRFP4448-W	7902.
	168 x 48"	3**	420	FTRFP6848-B	13613.	FTRFP6848-H	9942.	FTRFP6848-T	13205.	FTRFP6848-W	8399.
	192 x 60"	4	470	FTRFP9260-B	17181.	FTRFP9260-H	13643.	FTRFP9260-T	16666.	FTRFP9260-W	11710.
	216 x 60"	4	520	FTRFP1660-B	20337.	FTRFP1660-H	15654.	FTRFP1660-T	19726.	FTRFP1660-W	13223.
	240 x 60"	5**	570	FTRFP4060-B	21189.	FTRFP4060-H	16594.	FTRFP4060-T	20554.	FTRFP4060-W	14017.
288 x 60"	5**	670	FTRFP8860-B	25427.	FTRFP8860-H	19938.	FTRFP8860-T	24664.	FTRFP8860-W	16842.	

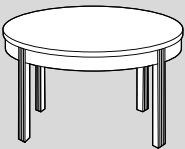



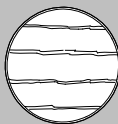
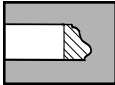
** Center base will be a Straight Panel Leg on all Folded Panel Leg Tables with 3 or 5 bases. Tables larger than 144" will be supplied with two Starbursts.

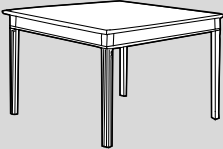

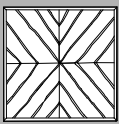

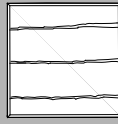
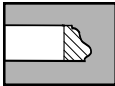
Refer to page 21 for General Information and finishes
 Refer to page 103 for matching credenzas
 Refer to page 41 for plastic laminate tops

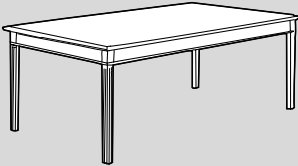
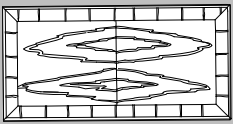
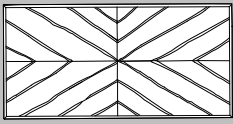

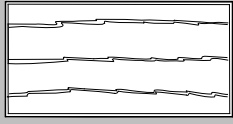
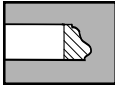



Traditional Tables

Neo-Classical: Square Fluted Legs

Round Top															
				 Book & Butt w/4" Border			 Reverse Diamond			 Sunburst			 Straight Grain Wood		
Edge	Top Dia.	Legs	Wt	Style No.	Price	Style No.	Price	Style No.	Price	Style No.	Price				
 FF - 1.25" Traditional	36"	4	90	FTOFL36-B	\$2911.	FTOFL36-H	\$2539.	FTOFL36-S	\$2363.	FTOFL36-W	\$2208.				
	42"	4	95	FTOFL42-B	3967.	FTOFL42-H	3461.	FTOFL42-S	3220.	FTOFL42-W	3009.				
	48"	4	100	FTOFL48-B	4844.	FTOFL48-H	3758.	FTOFL48-S	3532.	FTOFL48-W	3268.				
	54"	4	120	FTOFL54-B	6339.	FTOFL54-H	4167.	FTOFL54-S	3915.	FTOFL54-W	3624.				
	60"	4	145	FTOFL60-B	7446.	FTOFL60-H	4778.	FTOFL60-S	4488.	FTOFL60-W	4154.				

Square Top															
				 Book & Butt w/4" Border			 Reverse Diamond			 Starburst			 Straight Grain Wood		
Edge	Top Size	Legs	Wt	Style No.	Price	Style No.	Price	Style No.	Price	Style No.	Price				
 FF - 1.25" Traditional	36 x 36"	4	100	FTSFL36-B	\$2822.	FTSFL36-H	\$2463.	FTSFL36-T	\$2739.	FTSFL36-W	\$2142.				
	42 x 42"	4	115	FTSFL42-B	3848.	FTSFL42-H	3356.	FTSFL42-T	3732.	FTSFL42-W	2918.				
	48 x 48"	4	125	FTSFL48-B	4699.	FTSFL48-H	3646.	FTSFL48-T	4558.	FTSFL48-W	3170.				

Rectangular Top															
				 Book & Butt w/4" Border			 Reverse Diamond			 Starburst			 Straight Grain Wood		
Edge	Top Size	Legs	Wt	Style No.	Price	Style No.	Price	Style No.	Price	Style No.	Price				
 FF - 1.25" Traditional	66 x 36"	4	125	FTRFL6636-B	\$4242.	FTRFL6636-H	\$2867.	FTRFL6636-T	\$4117.	FTRFL6636-W	\$2602.				
	72 x 36"	4	155	FTRFL7236-B	4357.	FTRFL7236-H	3366.	FTRFL7236-T	4231.	FTRFL7236-W	2982.				
	84 x 42"	4	185	FTRFL8442-B	5848.	FTRFL8442-H	4036.	FTRFL8442-T	5618.	FTRFL8442-W	3318.				
	For a pencil drawer installed in apron add \$297. List			For additional sizes see page 102											



Traditional Tables

list prices 1/06

Mission Tables

				Round Top / Square Column Base			
				Straight Grain Wood		Plastic Laminate	

Edge	Top Size	Bases	Wt	Style No.	Price	Style No.	Price
 FP - 1.25" Hardwood	36"	1	90	FTOMT36-W	\$3507.	FTOMT36-L	\$3417.
	42"	1	95	FTOMT42-W	3893.	FTOMT42-L	3783.
	48"	1	100	FTOMT48-W	4102.	FTOMT48-L	3977.
	54"	1	120	FTOMT54-W	4932.	FTOMT54-L	4792.
	60"	1	145	FTOMT60-W	5554.	FTOMT60-L	5379.
	72"	1	175	FTOMT72-W	6750.	FTOMT72-L	6500.
	*84"	1	250	FTOMT84-W	9508.	FTOMT84-L	9233.
	*96"	1	295	FTOMT96-W	11557.	FTOMT96-L	11257.

				Rectangular Top / Panel Leg Base			
				Straight Grain Wood		Plastic Laminate	

Edge	Top Size	Bases	Wt	Style No.	Price	Style No.	Price
 FP - 1.25" Hardwood	72 x 36"	2	155	FTRMP7236-W	\$2821.	FTRMP7236-L	\$2621.
	84 x 42"	2	205	FTRMP8442-W	3566.	FTRMP8442-L	3216.
	96 x 48"	2	270	FTRMP9648-W	4464.	FTRMP9648-L	3989.
	120 x 48"	2	330	FTRMP2048-W	6047.	FTRMP2048-L	5197.
	144 x 48"	3	370	FTRMP4448-W	7883.	FTRMP4448-L	6783.
	168 x 48"	3	430	FTRMP6848-W	8751.	FTRMP6848-L	7551.
	192 x 60"	4	480	FTRMP9260-W	12020.	FTRMP9260-L	10320.
	216 x 60"	4	530	FTRMP1660-W	13172.	FTRMP1660-L	11272.
	240 x 60"	4	580	FTRMP4060-W	14089.	FTRMP4060-L	11689.
	288 x 60"	4	680	FTRMP8860-W	17015.	FTRMP8860-L	14215.

				Rectangular Top / Square Legs			
				Straight Grain Wood		Plastic Laminate	

Edge	Top Size	Legs	Wt	Style No.	Price	Style No.	Price
 FP - 1.25" Hardwood	66 x 36"	4	125	FTRML6636-W	\$2590.	FTRML6636-L	\$2390.
	72 x 36"	4	165	FTRML7236-W	2680.	FTRML7236-L	2480.
	72 x 42"	4	175	FTRML7242-W	3035.	FTRML7242-L	2835.
	84 x 42"	4	195	FTRML8442-W	3388.	FTRML8442-L	3038.


54", 60", 72", 84" and 96" diameter tables are shipped KD.

Tops up to and including 144" long are supplied in one piece.

Tops 168" or longer are shipped in two pieces. If additional cuts are required, add \$289. per cut.

Traditional Conference

Transitional Tables



Wood Cylinder Base	Square Column Base	Crescent Base	Panel Leg Base	X Base	Hex Base
pages 36 and 39	page 37	page 36	page 38	page 39	page 39

Round						
Racetrack						
Rectangular						

Matching Components	<p>Transitional Credenzas</p> <p>page 105</p>	<p>Transitional Consoles</p> <p>page 104</p>	<p>Transitional Video Consoles</p> <p>page 128</p>	<p>Transitional Visual Boards</p> <p>page 124</p>	<p>Transitional Lecterns</p> <p>page 130</p>
----------------------------	---	--	--	---	--

Veneers

Veneers on all table tops are premium grade and on all other exterior surfaces are "A" grade select in plain sliced White Oak, American Black Walnut, Cherry, White Maple, and slip-matched Sapele (Mahogany).

Finishes are in a variety of 15 stained finishes listed below. A semi-open pore, 40° sheen, water and alcohol resistant top coat is standard.

Royal Walnut #101
 Cordovan Walnut #102
 Senator Walnut #104
 Cappuccino Walnut #105

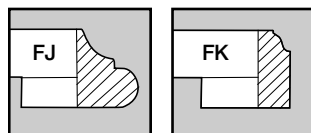
Natural Oak #200
 Harvest Oak #201

Medium Cherry #400
 Light Cherry #401
 Victorian Cherry #402
 Red Cherry #404
 Classic Cherry #406
 English Cherry #408

Mahogany #300
 Cherry Mahogany #301
 Scarlet Mahogany #303

Special finish matches are available at a slight upcharge.

Edge Details



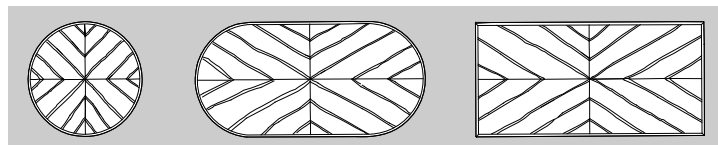
2" Jamestown 2" Transitional

Custom configurations of all Transitional Conference Tables are available. Submit a plan view with dimensions and special requirements to Arnold Furniture, or to your sales representative, for a quotation.

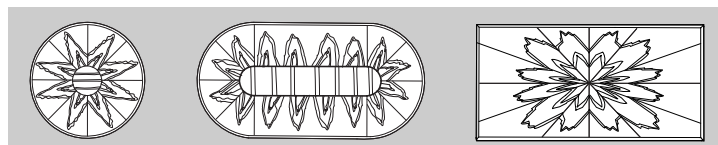
Note:

Due to the nature of Burl and crotch veneers, Arnold cannot be considered responsible for checking and/or shrinkage that may occur over time; the temperature and humidity of the environment into which the product is placed may cause change to the face veneer.

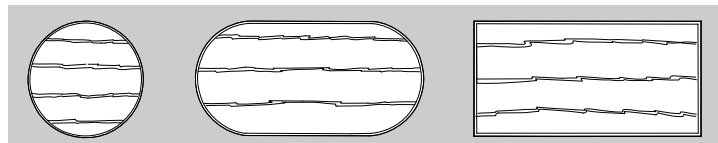
Standard Tops:



Reverse Diamond Pattern Tops. Center matched rift cut veneers.



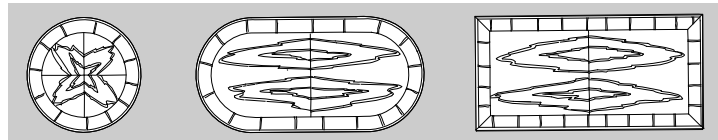
Sunburst, Belmont, and Starburst Tops. Available in all finishes shown. Round Sunburst Tops have sketch faced veneer radiating from the center circle. Racetrack Belmont Tops have sunburst ends and a .25" black racetrack shaped accent detail. Starburst Tops have veneers radiating from a center point.



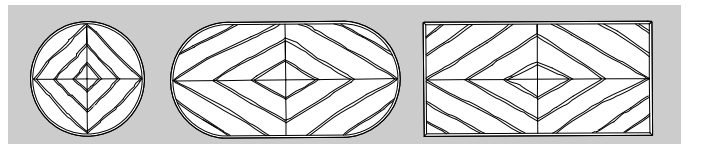
Straight Grain Woods available on all top shapes in all 15 wood finishes shown.

Optional Tops:

The following sketch face table top patterns may be specified on any Transitional Conference Table. Consult factory or your sales representative for pricing.



Center Butt Matched Cathedral Inlay with a 4" quarter cut veneer border.

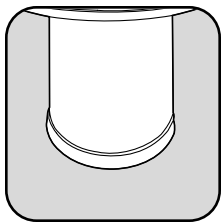


Diamond Pattern Top. Center matched quarter cut veneers.

Custom sketch face table tops are also available. Submit a plan view with dimensions and special requirements to Arnold Furniture, or to your sales representative, for a quotation.

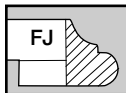
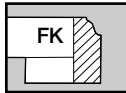
Plastic Laminate Inlay Tops - all shapes - are available in any textured laminate from Nevamar, Formica, WilsonArt, or Pionite. Hardwood edge and base are in any of the 15 wood finishes shown.

Transitional Conference

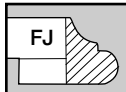
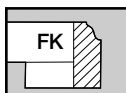


Transitional Tables

Wood Cylinder, Crescent and Square Column Bases

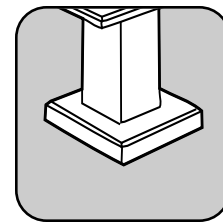
				Racetrack Top / Crescent Bases					
				Reverse Diamond		Sunburst		Straight Grain Wood	
				Style No.	Price	Style No.	Price	Style No.	Price
Top Size	Bases	Wt							
Edges:	72 x 36"	2	135	FXCCR7236H-__	\$5186.	FXCCR7236S-__	\$5106.	FXCCR7236W-__	\$4498.
<i>add letter as</i>	84 x 42"	2	175	FXCCR8442H-__	6181.	FXCCR8442S-__	5925.	FXCCR8442W-__	5220.
<i>suffix to style</i>	96 x 48"	2	250	FXCCR9648H-__	7520.	FXCCR9648S-__	7209.	FXCCR9648W-__	6352.
<i>number</i>	120 x 48"	2	310	FXCCR2048H-__	8992.	FXCCR2048S-__	8620.	FXCCR2048W-__	7596.
	144 x 48"	3	350	FXCCR4448H-__	10024.	FXCCR4448S-__	9873.	FXCCR4448W-__	8467.
	168 x 48"	3	410	FXCCR6848H-__	12788.	FXCCR6848S-__	11424.	FXCCR6848W-__	10803.
	192 x 60"	4	460	FXCCR9260H-__	15563.	FXCCR9260S-__	14622.	FXCCR9260W-__	13146.
	216 x 60"	4	510	FXCCR1660H-__	17119.	FXCCR1660S-__	15962.	FXCCR1660W-__	14460.
	240 x 60"	4	560	FXCCR4060H-__	18399.	FXCCR4060S-__	17348.	FXCCR4060W-__	15542.
	288 x 60"	5	660	FXCCR8860H-__	22078.	FXCCR8860S-__	20828.	FXCCR8860W-__	18654.

Tables with 3 or 5 bases have a straight panel leg as center base.

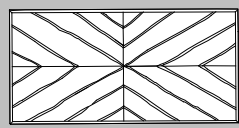
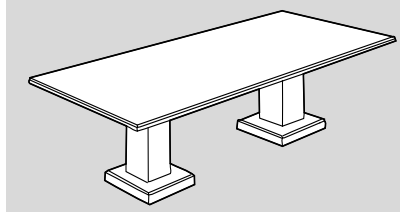
				Racetrack Top / Wood Cylinder Bases					
				Reverse Diamond		Belmont		Straight Grain Wood	
				Style No.	Price	Style No.	Price	Style No.	Price
Top Size	Bases	Wt							
Edges:	72 x 36"	2	145	FXCCY7236H-__	\$5509.	FXCCY7236S-__	\$5282.	FXCCY7236W-__	\$4654.
<i>add letter as</i>	84 x 42"	2	195	FXCCY8442H-__	6350.	FXCCY8442S-__	6087.	FXCCY8442W-__	5365.
<i>suffix to style</i>	96 x 48"	2	260	FXCCY9648H-__	7757.	FXCCY9648S-__	7439.	FXCCY9648W-__	6553.
<i>number</i>	120 x 48"	2	320	FXCCY2048H-__	9303.	FXCCY2048S-__	8919.	FXCCY2048W-__	7859.
	144 x 48"	2	360	FXCCY4448H-__	10124.	FXCCY4448S-__	9705.	FXCCY4448W-__	8552.
	168 x 48"	3	420	FXCCY6848H-__	13022.	FXCCY6848S-__	12484.	FXCCY6848W-__	11000.
	192 x 60"	3	470	FXCCY9260H-__	16417.	FXCCY9260S-__	15738.	FXCCY9260W-__	13867.
	216 x 60"	3	520	FXCCY1660H-__	17739.	FXCCY1660S-__	17006.	FXCCY1660W-__	14984.
	240 x 60"	4	570	FXCCY4060H-__	18803.	FXCCY4060S-__	18451.	FXCCY4060W-__	15884.
	288 x 60"	4	670	FXCCY8860H-__	22574.	FXCCY8860S-__	22151.	FXCCY8860W-__	19063.

Tops up to and including 144" long are supplied in one piece.


Tops 168" or longer are shipped in two pieces. If additional cuts are required, add \$289. per cut.



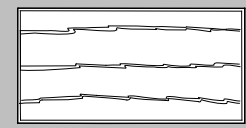
Rectangular Top / Square Column Bases



Reverse Diamond

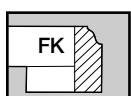
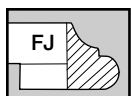


Starburst



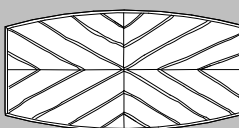
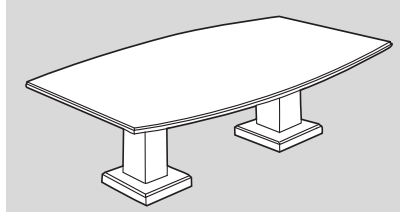
Straight Grain Wood

	Top Size	Bases	Wt	Style No.	Price	Style No.	Price	Style No.	Price
Edges:	72 x 36"	2	155	FXRPD7236H-__	\$4275.	FXRPD7236T-__	\$5344.	FXRPD7236W-__	\$3612.
<i>add letter as</i>	84 x 42"	2	205	FXRPD8442H-__	5485.	FXRPD8442T-__	6856.	FXRPD8442W-__	4634.
<i>suffix to style</i>	96 x 48"	2	270	FXRPD9648H-__	6723.	FXRPD9648T-__	8307.	FXRPD9648W-__	5679.
<i>number</i>	120 x 48"	2	330	FXRPD2048H-__	7917.	FXRPD2048T-__	9896.	FXRPD2048W-__	6688.
	144 x 48"	2	370	FXRPD4448H-__	9534.	FXRPD4448T-__	11691.	FXRPD4448W-__	8054.
	168 x 48"	3	430	FXRPD6848H-__	10319.	FXRPD6848T-__ *	14360.	FXRPD6848W-__	8716.
	192 x 60"	3	480	FXRPD9260H-__	14036.	FXRPD9260T-__ *	17847.	FXRPD9260W-__	11855.
	216 x 60"	3	530	FXRPD1660H-__	15905.	FXRPD1660T-__ *	19903.	FXRPD1660W-__	13435.
	240 x 60"	4	580	FXRPD4060H-__	16898.	FXRPD4060T-__ *	22200.	FXRPD4060W-__	14274.
	288 x 60"	4	680	FXRPD8860H-__	20278.	FXRPD8860T-__ *	25916.	FXRPD8860W-__	17128.




* Tops have two starbursts

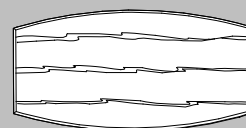
Boatshaped Top / Square Column Bases



Reverse Diamond

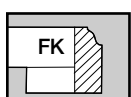
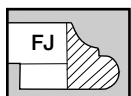


Starburst



Straight Grain Wood


	Top Size	Bases	Wt	Style No.	Price	Style No.	Price	Style No.	Price
Edges:	72 x 36 x 30"	2	145	FXBPD7236H-__	\$4489.	FXBPD7236T-__	\$5611.	FXBPD7236W-__	\$3793.
<i>add letter as</i>	84 x 42 x 36"	2	185	FXBPD8442H-__	5759.	FXBPD8442T-__	7199.	FXBPD8442W-__	4866.
<i>suffix to style</i>	96 x 48 x 36"	2	260	FXBPD9648H-__	7059.	FXBPD9648T-__	8722.	FXBPD9648W-__	5963.
<i>number</i>	120 x 48 x 36"	2	320	FXBPD2048H-__	8313.	FXBPD2048T-__	9983.	FXBPD2048W-__	7022.
	144 x 48 x 36"	2	360	FXBPD4448H-__	10011.	FXBPD4448T-__	13243.	FXBPD4448W-__	8457.
	168 x 48 x 36"	3	420	FXBPD6848H-__	10835.	FXBPD6848T-__ *	14314.	FXBPD6848W-__	9152.
	192 x 60 x 48"	4	470	FXBPD9260H-__	14738.	FXBPD9260T-__ *	17169.	FXBPD9260W-__	12448.
	216 x 60 x 48"	4	520	FXBPD1660H-__	16700.	FXBPD1660T-__ *	20338.	FXBPD1660W-__	14107.
	240 x 60 x 48"	4	570	FXBPD4060H-__	17743.	FXBPD4060T-__ *	21294.	FXBPD4060W-__	14988.
	288 x 60 x 48"	4	670	FXBPD8860H-__	21292.	FXBPD8860T-__ *	25645.	FXBPD8860W-__	17984.



* Tops have two starbursts

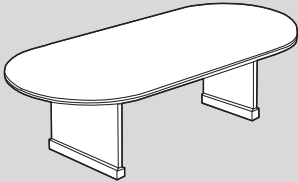
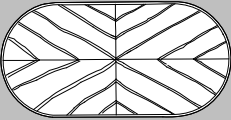
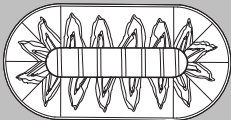

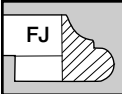
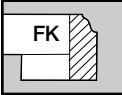
Transitional Conference

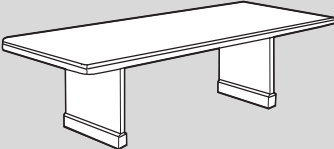
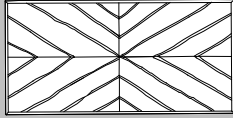

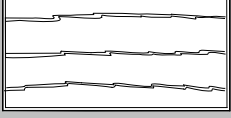
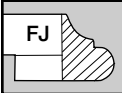
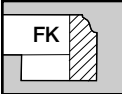
For Plastic Laminate tops see page 41.
Refer to page 35 for General Information and finishes
Refer to page 105 for matching credenzas



Transitional Tables

Panel, X, Cylinder and Hexagonal Bases

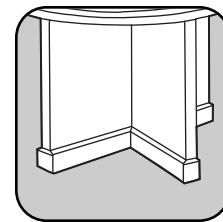
Racetrack Top / Panel Leg Bases									
				 Reverse Diamond		 Belmont		 Straight Grain Wood	
Top Size	Bases	Wt	Style No.	Price	Style No.	Price	Style No.	Price	
Edges:	72 x 36"	2	145	FXCPL7236H-__	\$5262.	FXCPL7236S-__	\$5043.	FXCPL7236W-__	\$4445.
<i>add letter as</i>	84 x 42"	2	195	FXCPL8442H-__	6065.	FXCPL8442S-__	5813.	FXCPL8442W-__	5123.
<i>suffix to style</i>	96 x 48"	2	260	FXCPL9648H-__	7405.	FXCPL9648S-__	7100.	FXCPL9648W-__	6256.
<i>number</i>	120 x 48"	2	320	FXCPL2048H-__	8873.	FXCPL2048S-__	8508.	FXCPL2048W-__	7496.
	144 x 48"	3	360	FXCPL4448H-__	9448.	FXCPL4448S-__	9768.	FXCPL4448W-__	7981.
	168 x 48"	3	420	FXCPL6848H-__	11648.	FXCPL6848S-__	10862.	FXCPL6848W-__	9840.
	192 x 60"	4	470	FXCPL9260H-__	14049.	FXCPL9260S-__	13754.	FXCPL9260W-__	11867.
	216 x 60"	4	520	FXCPL1660H-__	15421.	FXCPL1660S-__	15293.	FXCPL1660W-__	13026.
	240 x 60"	5	570	FXCPL4060H-__	16851.	FXCPL4060S-__	16523.	FXCPL4060W-__	14233.
	288 x 60"	5	670	FXCPL8860H-__	20220.	FXCPL8860S-__	19834.	FXCPL8860W-__	17087.



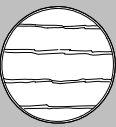
Rectangular Top / Panel Leg Bases									
				 Reverse Diamond		 Starburst		 Straight Grain Wood	
Top Size	Bases	Wt	Style No.	Price	Style No.	Price	Style No.	Price	
Edges:	72 x 36"	2	145	FXRPL7236H-__	\$4175.	FXRPL7236T-__	\$5219.	FXRPL7236W-__	\$3527.
<i>add letter as</i>	84 x 42"	2	195	FXRPL8442H-__	4821.	FXRPL8442T-__	6020.	FXRPL8442W-__	4074.
<i>suffix to style</i>	96 x 48"	2	260	FXRPL9648H-__	5696.	FXRPL9648T-__	7103.	FXRPL9648W-__	4811.
<i>number</i>	120 x 48"	2	320	FXRPL2048H-__	6920.	FXRPL2048T-__	8114.	FXRPL2048W-__	5845.
	144 x 48"	3	360	FXRPL4448H-__	8409.	FXRPL4448T-__	10595.	FXRPL4448W-__	7102.
	168 x 48"	3	420	FXRPL6848H-__	10080.	FXRPL6848T-__ *	13652.	FXRPL6848W-__	8516.
	192 x 60"	4	470	FXRPL9260H-__	13018.	FXRPL9260T-__ *	17577.	FXRPL9260W-__	10997.
	216 x 60"	4	520	FXRPL1660H-__	14753.	FXRPL1660T-__ *	19263.	FXRPL1660W-__	12463.
	240 x 60"	5	570	FXRPL4060H-__	15325.	FXRPL4060T-__ *	20828.	FXRPL4060W-__	12946.
	288 x 60"	5	670	FXRPL8860H-__	18390.	FXRPL8860T-__ *	24079.	FXRPL8860W-__	15543.
* Tops have two starbursts									

Tops up to and including 144" long are supplied in one piece.



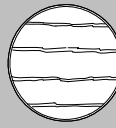
Tops 168" or longer are shipped in two pieces. If additional cuts are required, add \$289. per cut.

Tables with Folded Panel Legs add \$150. List per leg.



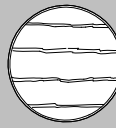


Round Top / Wood Cylinder Base									
			 Reverse Diamond		 Sunburst		 Straight Grain Wood		

	Top Dia.	Bases	Wt	Style No.	Price	Style No.	Price	Style No.	Price
84" and 96" dia. tops supplied in two pieces.	36"	1	80	FXOCY36H-__	\$2902.	FXOCY36S-__	\$2529.	FXOCY36W-__	\$2451.
	42"	1	85	FXOCY42H-__	3159.	FXOCY42S-__	2923.	FXOCY42W-__	2669.
	48"	1	90	FXOCY48H-__	3725.	FXOCY48S-__	3411.	FXOCY48W-__	3147.
	54"	1	110	FXOCY54H-__	4507.	FXOCY54S-__	4126.	FXOCY54W-__	3808.
	60"	1	135	FXOCY60H-__	5269.	FXOCY60S-__	4823.	FXOCY60W-__	4460.
	72"	1	165	FXOCY72H-__	7251.	FXOCY72S-__	6637.	FXOCY72W-__	6124.
	84"	1	240	FXOCY84H-__	8979.	FXOCY84S-__	8217.	FXOCY84W-__	7584.
	96"	1	285	FXOCY96H-__	10717.	FXOCY96S-__	9807.	FXOCY96W-__	9054.

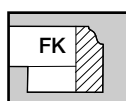
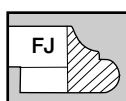
Round Top / Hex Base									
			 Reverse Diamond		 Sunburst		 Straight Grain Wood		

	Top Dia.	Bases	Wt	Style No.	Price	Style No.	Price	Style No.	Price
84" and 96" dia. tops supplied in two pieces.	36"	1	90	FXOHX36H-__	\$2412.	FXOHX36S-__	\$2235.	FXOHX36W-__	\$2039.
	42"	1	95	FXOHX42H-__	2707.	FXOHX42S-__	2535.	FXOHX42W-__	2287.
	48"	1	100	FXOHX48H-__	3052.	FXOHX48S-__	2868.	FXOHX48W-__	2578.
	54"	1	120	FXOHX54H-__	3803.	FXOHX54S-__	3593.	FXOHX54W-__	3212.
	60"	1	145	FXOHX60H-__	4368.	FXOHX60S-__	4085.	FXOHX60W-__	3690.
	72"	1	175	FXOHX72H-__	6047.	FXOHX72S-__	5595.	FXOHX72W-__	5109.
	84"	1	250	FXOHX84H-__	7734.	FXOHX84S-__	6939.	FXOHX84W-__	6533.
	96"	1	295	FXOHX96H-__	9283.	FXOHX96S-__	8506.	FXOHX96W-__	7842.

Round Top / X Base									
			 Reverse Diamond		 Sunburst		 Straight Grain Wood		

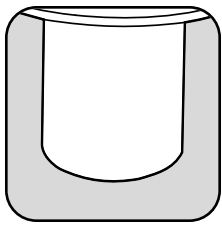
	Top Dia.	Bases	Wt	Style No.	Price	Style No.	Price	Style No.	Price
84" and 96" dia. tops supplied in two pieces.	36"	1	85	FXOWX36H-__	\$2326.	FXOWX36S-__	\$2235.	FXOWX36W-__	\$2039.
	42"	1	90	FXOWX42H-__	2535.	FXOWX42S-__	2535.	FXOWX42W-__	2287.
	48"	1	95	FXOWX48H-__	2901.	FXOWX48S-__	2868.	FXOWX48W-__	2578.
	54"	1	115	FXOWX54H-__	3625.	FXOWX54S-__	3593.	FXOWX54W-__	3212.
	60"	1	140	FXOWX60H-__	4185.	FXOWX60S-__	4085.	FXOWX60W-__	3690.
	72"	1	160	FXOWX72H-__	5834.	FXOWX72S-__	5595.	FXOWX72W-__	5109.
	84"	1	235	FXOWX84H-__	7252.	FXOWX84S-__	6939.	FXOWX84W-__	6533.
	96"	1	285	FXOWX96H-__	8784.	FXOWX96S-__	8506.	FXOWX96W-__	7842.

Edges:
add letter as
suffix to style
number



54", 60", 72", 84" and 96" diameter tables are shipped KD.
Refer to page 35 for General Information and finishes
Refer to page 105 for matching credenzas

Transitional Conference



Contemporary Wood/Laminate Top Tables

Wood Cylinder Base

Wood tops are available in Walnut, Oak, Mahogany, Cherry or Maple veneers in all Arnold wood finishes.

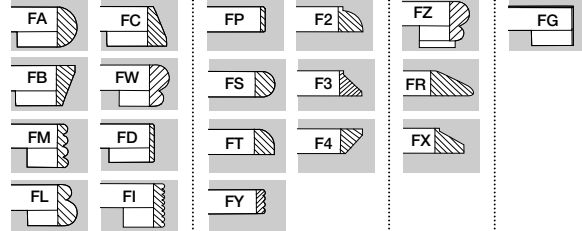
See page 40 for information on veneers, borders and inlays.

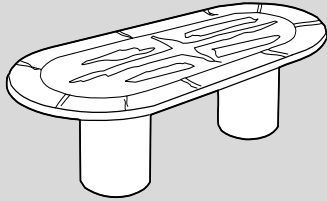
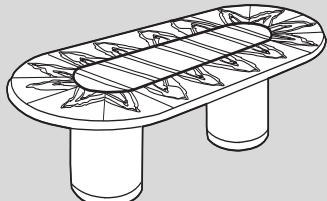
Delivery time for fancy veneer tops may be slightly longer than other tops.

Racetrack Tables

- FA - 2" Bullnose
- FB - 2" Rev. Bevel
- FI - 2" Serrated
- FM - 2" Reeded
- FL - 2" Duet
- FC - 2" Bevel
- FW - 2" Rev. Duet
- FD - 2" Hardwood
- FZ - 2" Kastina
- FX - 2" Self Lam.
- FP - 1.25" Hardwood
- FS - 1.25" Bullnose
- FT - 1.25" Quar. Round
- FY - 1.25" Reeded
- F2 - 1.25" Notch 1/4 Rd
- F3 - 1.25" Notch Bevel
- F4 - 1.25" Rev. Bevel
- FR - 1.25" Champfered
- FX - 1.25" Raised Bevel

Edges: Add letters as suffix to style number



	Style No	Top Size	Bases	Wt	Price	Price	Price	Price
Conti Top 	FCCCY7236-__	72 x 36"	2	145	\$5180.	\$4936.	\$5462.	
	FCCCY8442-__	84 x 42"	2	195	7049.	6501.	7386.	
	FCCCY9648-__	96 x 48"	2	260	9209.	8849.	9619.	
	FCCCY2048-__	120 x 48"	2	320	12954.	12473.	13462.	
	FCCCY4448-__	144 x 48"	2	360	14856.	14316.	15497.	N/A
	FCCCY6848-__	168 x 48"	3	420	16379.	15771.	17128.	
	FCCCY6860-__	168 x 60"	3	450	17894.	16855.	18832.	
	FCCCY9260-__	192 x 60"	3	470	20467.	19564.	21491.	
	FCCCY4060-__	240 x 60"	4	570	24878.	23958.	26075.	
	FCCCY8860-__	288 x 60"	4	670	27921.	27028.	29356.	
Specify: Burl, Birdseye Maple, Anigre or Crotch veneer inlay. Inlays are book and butt matched. 6" border, edge, and base are available in Walnut, Oak, Mahogany, Cherry or Maple.								
Belmont Top 	FLCCY7236-__	72 x 36"	2	145	\$4668.	\$3958.	\$4964.	
	FLCCY8442-__	84 x 42"	2	185	5840.	4995.	6193.	
	FLCCY9642-__	96 x 42"	2	195	6445.	5457.	6855.	
	FLCCY9648-__	96 x 48"	2	260	7387.	6622.	7816.	
	FLCCY2048-__	120 x 48"	2	320	8370.	7613.	8900.	N/A
	FLCCY4448-__	144 x 48"	2	360	9952.	9007.	10623.	
	FLCCY6848-__	168 x 48"	3	420	11583.	10454.	12368.	
	FLCCY6860-__	168 x 60"	3	450	14479.	13067.	15462.	
	FLCCY9260-__	192 x 60"	3	470	15983.	14335.	17056.	
	FLCCY4060-__	240 x 60"	4	570	18666.	16903.	19919.	
FFCCY8860-__	288 x 60"	4	670	22400.	20281.	23905.		
Tops have sunburst ends and 25" applied black accent detail on top and bases.								

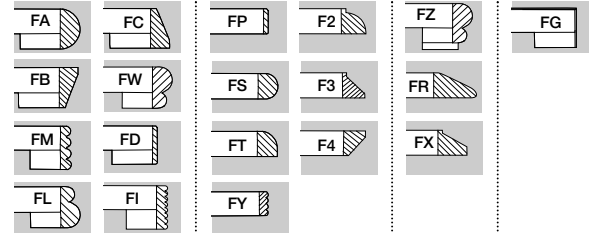
Tops up to and including 144" are supplied in one piece.

Tops 168" or larger are shipped in two pieces. If additional cuts are required, add \$289. per cut.

Plastic Laminate tops: See page 41
Laminate tops are available in your choice of Nevamar, Wilsonart, Pionite or Formica. The hardwood edges and bases are offered in Walnut, Oak, Mahogany, Cherry or Maple in all Arnold wood finishes.

- FA - 2" Bullnose
- FB - 2" Rev. Bevel
- FI - 2" Serrated
- FM - 2" Reeded
- FL - 2" Duet
- FC - 2" Bevel
- FW - 2" Rev. Duet
- FD - 2" Hardwood
- FZ - 2" Kastina
- FG - 2" Self Lam.
- FP - 1.25" Hardwood
- FS - 1.25" Bullnose
- FT - 1.25" Quar. Round
- FY - 1.25" Reeded
- F2 - 1.25" Notch 1/4 Rd
- F3 - 1.25" Notch Bevel
- F4 - 1.25" Rev. Bevel
- FR - 1.25" Champfered
- FX - 1.25" Raised Bevel

Edges: Add letters as suffix to style number



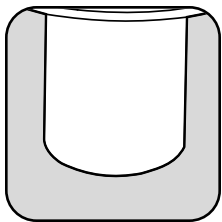
Racetrack Tables

	Style No.	Top Size	Bases	Wt	Price	Price	Price	Price
Reverse Diamond Wood Top 	FHCCY7236-__	72 x 36"	2	145	\$4649.	\$4213.	\$4933.	
	FHCCY8442-__	84 x 42"	2	195	5531.	4725.	5868.	
	FHCCY9642-__	96 x 42"	2	224	6423.	5481.	6815.	
	FHCCY9648-__	96 x 48"	2	260	6748.	6019.	7159.	
	FHCCY0848-__	108 x 48"	2	290	7673.	6546.	8141.	
	FHCCY2048-__	120 x 48"	2	320	8335.	7613.	8842.	
	FHCCY4448-__	144 x 48"	2	360	10522.	9620.	11163.	N/A
	FHCCY6848-__	168 x 48"	3	420	12438.	11250.	13078.	
	FHCCY6860-__	168 x 60"	3	460	15410.	14060.	16347.	
	FHCCY9260-__	192 x 60"	3	470	16840.	15266.	17864.	
	FHCCY1660-__	216 x 60"	3	520	18508.	16793.	19634.	
	FHCCY4060-__	240 x 60"	4	570	19659.	17976.	20856.	
	FHCCY8860-__	288 x 60"	4	670	23694.	21671.	25129.	
Straight Grain Wood Top 	FWCCY7236-__	72 x 36"	2	145	\$4043.	\$3365.	\$4326.	
	FWCCY8442-__	84 x 42"	2	195	4810.	4004.	5146.	
	FWCCY9642-__	96 x 42"	2	224	5585.	4643.	5977.	
	FWCCY9648-__	96 x 48"	2	260	5868.	5139.	6282.	
	FWCCY0848-__	108 x 48"	2	290	6673.	5546.	7141.	
	FWCCY2048-__	120 x 48"	2	320	7248.	6526.	7755.	
	FWCCY4448-__	144 x 48"	2	360	9387.	8248.	9790.	
	FWCCY6848-__	168 x 48"	3	420	10720.	9641.	11469.	N/A
	FWCCY6860-__	168 x 60"	3	460	13400.	12051.	14338.	
	FWCCY9260-__	192 x 60"	3	470	14643.	13070.	15668.	
	FWCCY1660-__	216 x 60"	3	520	16094.	14380.	17221.	
	FWCCY4060-__	240 x 60"	4	570	17094.	15412.	18292.	
	FWCCY8860-__	288 x 60"	4	670	20515.	18492.	21951.	
Laminate Top 	FPCCY7236-__	72 x 36"	2	145	\$3843.	\$3192.	\$4111.	\$2315.
	FPCCY8442-__	84 x 42"	2	195	4572.	3805.	4893.	3044.
	FPCCY9642-__	96 x 42"	2	224	5307.	4049.	5679.	3526.
	FPCCY9648-__	96 x 48"	2	260	5578.	4636.	5968.	3714.
	FPCCY0848-__	108 x 48"	2	290	6352.	5024.	6796.	4018.
	FPCCY2048-__	120 x 48"	2	320	6899.	5455.	7382.	4366.
	FPCCY4448-__	144 x 48"	2	360	8201.	6600.	8776.	5402.
	FPCCY6848-__	168 x 48"	3	420	10683.	8441.	11432.	6751.
	FPCCY6860-__	168 x 60"	3	450	11967.	10172.	12806.	8116.
	FPCCY9260-__	192 x 60"	3	470	13180.	10420.	14103.	8332.
	FPCCY1660-__	216 x 60"	3	520	15093.	11401.	16167.	9124.
	FPCCY4060-__	240 x 60"	4	570	15391.	12161.	16468.	9731.
	FPCCY8860-__	288 x 60"	4	670	18492.	14736.	19792.	12001.

Cylinder base same finish as top.
Plastic laminate cylinder bases available at same price. Add \$250. per base for chrome or brass laminate.

Refer to pages 110-111 for matching credenzas

Contemporary Conference



Contemporary Wood/Laminate Top Tables

Wood Cylinder Base

Wood tops are available in Walnut, Oak, Mahogany, Cherry or Maple veneers in all Arnold wood finishes.

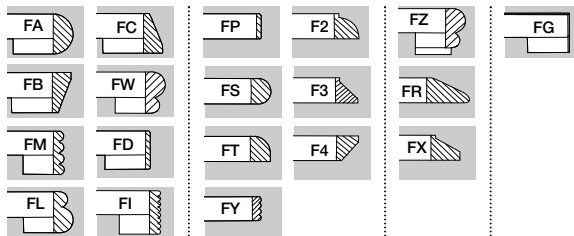
See page 40 for information on veneers, borders and inlays.

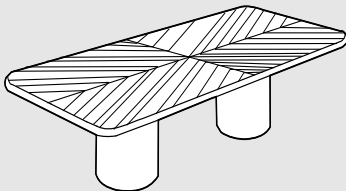
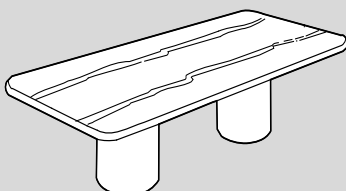
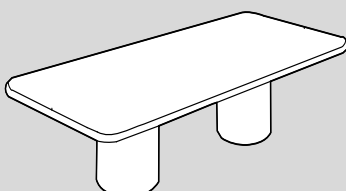
Delivery time for fancy veneer tops may be slightly longer than other tops.

Round Corner Rectangular

- FA - 2" Bullnose
- FB - 2" Rev. Bevel
- FI - 2" Serrated
- FM - 2" Reeded
- FL - 2" Duet
- FC - 2" Bevel
- FW - 2" Rev. Duet
- FD - 2" Hardwood
- FZ - 2" Kastina
- FG - 2" Self Lam.
- FP - 1.25" Hardwood
- FS - 1.25" Bullnose
- FT - 1.25" Quar. Round
- FY - 1.25" Reeded
- F2 - 1.25" Notch 1/4 Rd
- F3 - 1.25" Notch Bevel
- F4 - 1.25" Rev. Bevel
- FR - 1.25" Champfered
- FX - 1.25" Raised Bevel

Edges: Add letters as suffix to style number



	Style No	Top Size	Bases	Wt	Price	Price	Price	Price
Reverse Diamond Wood Top 6" radius corners 	FHUCY7236-__	72 x 36"	2	145	\$3591.	\$3420.	\$3810.	
	FHUCY8442-__	84 x 42"	2	195	4581.	4358.	4860.	
	FHUCY9648-__	96 x 48"	2	260	5807.	5524.	6161.	
	FHUCY0848-__	108 x 48"	2	290	6463.	6153.	6856.	
	FHUCY2048-__	120 x 48"	2	320	8088.	7398.	8581.	
	FHUCY4448-__	144 x 48"	2	360	10235.	9355.	10860.	N/A
	FHUCY6848-__	168 x 48"	3	420	11940.	10929.	12668.	
	FHUCY6860-__	168 x 60"	3	450	14926.	13662.	15834.	
	FHUCY9260-__	192 x 60"	3	470	16079.	14679.	17057.	
	FHUCY1660-__	216 x 60"	3	520	17553.	16008.	18621.	
	FHUCY4060-__	240 x 60"	4	570	18664.	17027.	19801.	
	FHUCY8860-__	288 x 60"	4	670	22393.	20660.	23759.	
Straight Grain Wood Top 6" radius corners 	FWUCY7236-__	72 x 36"	2	145	\$3123.	\$2953.	\$3342.	
	FWUCY8442-__	84 x 42"	2	195	3983.	3765.	4263.	
	FWUCY9648-__	96 x 48"	2	260	5049.	4772.	5403.	
	FWUCY0848-__	108 x 48"	2	290	5619.	5311.	6014.	
	FWUCY2048-__	120 x 48"	2	320	7033.	6344.	7526.	
	FWUCY4448-__	144 x 48"	2	360	8900.	8020.	9523.	
	FWUCY6848-__	168 x 48"	3	420	10382.	9371.	11110.	N/A
	FWUCY6860-__	168 x 60"	3	450	12979.	11714.	13887.	
	FWUCY9260-__	192 x 60"	3	470	13981.	12581.	14960.	
	FWUCY1660-__	216 x 60"	3	520	15263.	13718.	16331.	
	FWUCY4060-__	240 x 60"	4	570	16230.	14593.	17367.	
	FWUCY8860-__	288 x 60"	4	670	19503.	17770.	20869.	
Laminate Top 6" radius corners 	FPUCY7236-__	72 x 36"	2	145	\$2892.	\$2714.	\$3094.	\$2175.
	FPUCY8442-__	84 x 42"	2	195	3812.	3510.	4080.	2806.
	FPUCY9648-__	96 x 48"	2	260	4358.	3923.	4601.	3133.
	FPUCY0848-__	108 x 48"	2	290	5232.	4819.	5598.	3746.
	FPUCY2048-__	120 x 48"	2	320	5640.	5187.	6035.	4206.
	FPUCY4448-__	144 x 48"	2	360	6928.	6284.	7414.	5279.
	FPUCY6848-__	168 x 48"	3	420	7645.	6961.	8181.	5850.
	FPUCY6860-__	168 x 60"	3	450	8729.	7855.	9340.	6547.
	FPUCY9260-__	192 x 60"	3	470	9412.	8624.	10071.	7245.
	FPUCY1660-__	216 x 60"	3	520	10268.	9433.	10986.	8312.
	FPUCY4060-__	240 x 60"	4	570	11037.	10037.	11811.	8435.
	FPUCY8860-__	288 x 60"	4	670	13292.	12135.	14222.	11293.

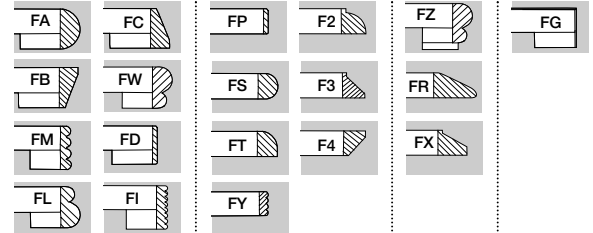
Tops up to and including 144" are supplied in one piece.

Tops 168" or larger are shipped in two pieces. If additional cuts are required, add \$289. per cut.

Plastic Laminate tops: See page 41
Laminate tops are available in your choice of Nevamar, Wilsonart, Pionite or Formica. The hardwood edges and bases are offered in Walnut, Oak, Mahogany, Cherry or Maple in all Arnold wood finishes.

- FA - 2" Bullnose
- FB - 2" Rev. Bevel
- FI - 2" Serrated
- FM - 2" Reeded
- FL - 2" Duet
- FC - 2" Bevel
- FW - 2" Rev. Duet
- FD - 2" Hardwood
- FZ - 2" Kastina
- FG - 2" Self Lam.
- FP - 1.25" Hardwood
- FS - 1.25" Bullnose
- FT - 1.25" Quar. Round
- FY - 1.25" Reeded
- F2 - 1.25" Notch 1/4 Rd
- F3 - 1.25" Notch Bevel
- F4 - 1.25" Rev. Bevel
- FR - 1.25" Champfered
- FX - 1.25" Raised Bevel

Edges: Add letters as suffix to style number

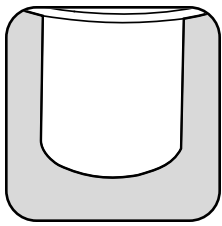


Square Corner Rectangular

	Style No	Top Size	Bases	Wt	Price	Price	Price	Price
Reverse Diamond Wood Top 	FHRCY7236-__	72 x 36"	2	145	\$3508.	\$3337.	\$3722.	
	FHRCY8442-__	84 x 42"	2	195	4475.	4252.	4747.	
	FHRCY9642-__	96 x 42"	2	220	5216.	4959.	5465.	
	FHRCY9648-__	96 x 48"	2	260	5664.	5380.	6008.	
	FHRCY0848-__	108 x 48"	2	290	6305.	5995.	6689.	
	FHRCY2048-__	120 x 48"	2	320	7794.	7103.	8268.	
	FHRCY4448-__	144 x 48"	2	360	9934.	9053.	10538.	N/A
	FHRCY6848-__	168 x 48"	3	420	11630.	10585.	12338.	
	FHRCY6860-__	168 x 60"	3	450	14538.	13231.	15423.	
	FHRCY9260-__	192 x 60"	3	470	15777.	14377.	16737.	
	FHRCY1660-__	216 x 60"	3	520	17250.	15705.	18299.	
	FHRCY4060-__	240 x 60"	4	570	18362.	16725.	19480.	
FHRCY8860-__	288 x 60"	4	670	22104.	20082.	23439.		
Straight Grain Wood Top 	FWRCY7236-__	72 x 36"	2	145	\$3051.	\$2880.	\$3263.	
	FWRCY8442-__	84 x 42"	2	195	3891.	3668.	4163.	
	FWRCY9642-__	96 x 42"	2	220	4536.	4279.	4853.	
	FWRCY9648-__	96 x 48"	2	260	4924.	4642.	5269.	
	FWRCY0848-__	108 x 48"	2	290	5483.	5173.	5866.	
	FWRCY2048-__	120 x 48"	2	320	6777.	6087.	7251.	
	FWRCY4448-__	144 x 48"	2	360	8638.	7757.	9242.	N/A
	FWRCY6848-__	168 x 48"	3	420	10113.	9102.	10821.	
	FWRCY6860-__	168 x 60"	3	450	12641.	11377.	13527.	
	FWRCY9260-__	192 x 60"	3	470	13718.	12318.	14680.	
	FWRCY1660-__	216 x 60"	3	520	15000.	13455.	16049.	
	FWRCY4060-__	240 x 60"	4	570	15968.	14330.	17085.	
FWRCY8860-__	288 x 60"	4	670	19070.	17337.	20405.		
Laminate Top 	FPRCY7236-__	72 x 36"	2	145	\$2880.	\$2603.	\$3080.	\$2018.
	FPRCY8442-__	84 x 42"	2	195	3726.	3431.	3988.	2494.
	FPRCY9642-__	96 x 42"	2	220	3891.	3668.	4163.	2932.
	FPRCY9648-__	96 x 48"	2	260	4096.	3859.	4382.	3089.
	FPRCY0848-__	108 x 48"	2	290	4970.	4687.	5317.	3387.
	FPRCY2048-__	120 x 48"	2	320	5378.	5067.	5755.	4055.
	FPRCY4448-__	144 x 48"	2	360	6666.	6237.	7133.	5029.
	FPRCY6848-__	168 x 48"	3	420	7382.	6881.	7899.	5569.
	FPRCY6860-__	168 x 60"	3	450	8596.	7736.	9198.	6235.
	FPRCY9260-__	192 x 60"	3	470	9150.	8471.	9790.	6902.
	FPRCY1660-__	216 x 60"	3	520	10005.	9240.	10705.	7547.
	FPRCY4060-__	240 x 60"	4	570	10642.	9934.	11388.	8033.
FPRCY8860-__	288 x 60"	4	670	12858.	11991.	13725.	10990.	

Cylinder base same finish as top. Plastic laminate cylinder bases available at same price.
Add \$250. per base for chrome or brass laminate cylinder.

Refer to pages 110-111 for matching credenzas



Contemporary Wood/Laminate Top Tables

Wood Cylinder Base

Wood tops are available in Walnut, Oak, Mahogany, Cherry or Maple veneers in all Arnold wood finishes.

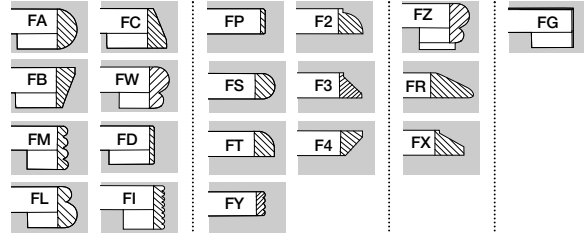
See page 40 for information on veneers, borders and inlays.

Delivery time for fancy veneer tops may be slightly longer than other tops.

Boatshape Tables

- FA - 2" Bullnose
- FB - 2" Rev. Bevel
- FI - 2" Serrated
- FM - 2" Reeded
- FL - 2" Duet
- FC - 2" Bevel
- FW - 2" Rev. Duet
- FD - 2" Hardwood
- FZ - 2" Kastina
- FG - 2" Self Lam.
- FP - 1.25" Hardwood
- FS - 1.25" Bullnose
- FT - 1.25" Quar. Round
- FY - 1.25" Reeded
- F2 - 1.25" Notch 1/4 Rd
- F3 - 1.25" Notch Bevel
- F4 - 1.25" Rev. Bevel
- FR - 1.25" Champfered
- FX - 1.25" Raised Bevel

Edges: Add letters as suffix to style number



	Style No	Top Size	Bases Wt	Price	Price	Price	Price
Boatshape Reverse Diamond Top 	FHBCY7236-__	72 x 36 x 30"	2 145	\$3681.	\$3505.	\$3902.	
	FHBCY8442-__	84 x 42 x 36"	2 195	4687.	4457.	4972.	
	FHBCY9642-__	96 x 42 x 36"	2 220	5473.	5205.	5807.	
	FHBCY9648-__	96 x 48 x 36"	2 260	5950.	5654.	6312.	
	FHBCY2048-__	120 x 48 x 36"	2 320	8188.	7457.	8687.	
	FHBCY4448-__	144 x 48 x 36"	2 360	10426.	9583.	11060.	
	FHBCY6848-__	168 x 48 x 36"	3 420	12173.	11229.	12914.	N/A
	FHBCY6860-__	168 x 60 x 48"	3 450	15217.	14036.	16143.	
	FHBCY9260-__	192 x 60 x 48"	3 470	16563.	15089.	17571.	
	FHBCY1660-__	216 x 60 x 48"	3 520	18112.	16496.	19214.	
	FHBCY4060-__	240 x 60 x 48"	4 570	19284.	17567.	20457.	
	FHBCY8860-__	288 x 60 x 48"	4 670	23259.	21093.	24676.	
Boatshape Straight Grain Wood 	FWBCY7236-__	72 x 36 x 30"	2 145	\$3202.	\$3024.	\$3425.	
	FWBCY8442-__	84 x 42 x 36"	2 195	4075.	3846.	4360.	
	FWBCY9642-__	96 x 42 x 36"	2 220	4759.	4490.	5092.	
	FWBCY9648-__	96 x 48 x 36"	2 260	5173.	4877.	5536.	
	FWBCY2048-__	120 x 48 x 36"	2 320	7120.	6389.	7618.	
	FWBCY4448-__	144 x 48 x 36"	2 360	9066.	8222.	9700.	
	FWBCY6848-__	168 x 48 x 36"	3 420	10585.	9641.	11325.	N/A
	FWBCY6860-__	168 x 60 x 48"	3 450	13231.	12051.	14157.	
	FWBCY9260-__	192 x 60 x 48"	3 470	14403.	12929.	15411.	
	FWBCY1660-__	216 x 60 x 48"	3 520	15750.	14133.	16853.	
	FWBCY4060-__	240 x 60 x 48"	4 570	16768.	15052.	17942.	
	FWBCY8860-__	288 x 60 x 48"	4 670	20226.	18059.	21642.	
Boatshape Laminate Top 	FPBCY7236-__	72 x 36 x 30"	2 145	\$3024.	\$2853.	\$3236.	\$2280.
	FPBCY8442-__	84 x 42 x 36"	2 195	3912.	3693.	4185.	2952.
	FPBCY9642-__	96 x 42 x 36"	2 220	4075.	3846.	4360.	3133.
	FPBCY9648-__	96 x 48 x 36"	2 260	4601.	4055.	4662.	3241.
	FPBCY2048-__	120 x 48 x 36"	2 320	5640.	5317.	6200.	4261.
	FPBCY4448-__	144 x 48 x 36"	2 360	6995.	6487.	7547.	5303.
	FPBCY6848-__	168 x 48 x 36"	3 420	7751.	7310.	8294.	6257.
	FPBCY6860-__	168 x 60 x 48"	3 450	8949.	8358.	9501.	7821.
	FPBCY9260-__	192 x 60 x 48"	3 470	9597.	9052.	10270.	8354.
	FPBCY1660-__	216 x 60 x 48"	3 520	10506.	9900.	11241.	8973.
	FPBCY4060-__	240 x 60 x 48"	4 570	11484.	10544.	12287.	9339.
	FPBCY8860-__	288 x 60 x 48"	4 670	13869.	12714.	14880.	11799.

Cylinder base same finish as top. Plastic laminate cylinder bases available at same price.

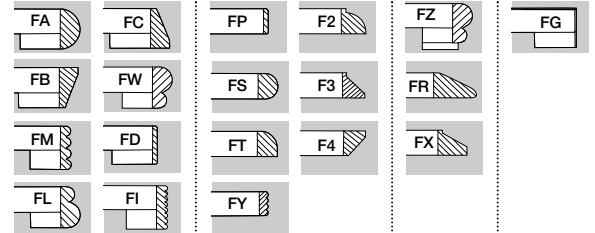
Add \$250. per base for chrome or brass laminate cylinder.

Boatshape tops with 6" radius corners - Add \$250. list per table.

Plastic Laminate tops: See page 41
Laminate tops are available in your choice of Nevamar, Wilsonart, Pionite or Formica. The hardwood edges and bases are offered in Walnut, Oak, Mahogany, Cherry or Maple in all Arnold wood finishes.

- FA - 2" Bullnose
- FB - 2" Rev. Bevel
- FI - 2" Serrated
- FM - 2" Reeded
- FL - 2" Duet
- FC - 2" Bevel
- FW - 2" Rev. Duet
- FD - 2" Hardwood
- FZ - 2" Kastina
- FG - 2" Self Lam.
- FP - 1.25" Hardwood
- FS - 1.25" Bullnose
- FT - 1.25" Quar. Round
- FY - 1.25" Reeded
- F2 - 1.25" Notch 1/4 Rd
- F3 - 1.25" Notch Bevel
- F4 - 1.25" Rev. Bevel
- FR - 1.25" Champfered
- FX - 1.25" Raised Bevel


Edges: Add letters as suffix to style number



Round Tables

	Style No	Top Dia.	Bases	Wt	Price	Price	Price	Price
Conti Wood Top 	FCOCY36-__	36"	1	80	\$4153.	\$4033.	\$4301.	
	FCOCY42-__	42"	1	85	4712.	4515.	4875.	
	FCOCY48-__	48"	1	90	5101.	4696.	5341.	
	FCOCY54-__	54"	1	110	6100.	5839.	6383.	N/A
	FCOCY60-__	60"	1	135	6862.	6381.	7145.	
	FCOCY72-__	72"	1	165	8053.	7344.	8439.	
	FCOCY84-__	84"	1	240	10873.	10233.	11349.	
	FCOCY96-__	96"	1	285	13043.	12280.	13610.	
Reverse Diamond Wood Top 	FHOCY36-__	36"	1	80	\$2411.	\$1766.	\$2559.	
	FHOCY42-__	42"	1	85	2653.	2160.	2998.	
	FHOCY48-__	48"	1	90	3091.	2448.	3495.	
	FHOCY54-__	54"	1	110	3930.	3044.	4171.	N/A
	FHOCY60-__	60"	1	135	4596.	3511.	4876.	
	FHOCY72-__	72"	1	165	6320.	5065.	6703.	
	FHOCY84-__	84"	1	240	7824.	6727.	8301.	
	FHOCY96-__	96"	1	285	9343.	7594.	9910.	
Sunburst Wood Top 	FSOCY36-__	36"	1	80	\$2301.	\$1578.	\$2448.	
	FSOCY42-__	42"	1	85	2543.	1966.	2707.	
	FSOCY48-__	48"	1	90	2958.	2149.	3145.	
	FSOCY54-__	54"	1	110	3767.	2596.	4006.	N/A
	FSOCY60-__	60"	1	135	4404.	3044.	4687.	
	FSOCY72-__	72"	1	165	6060.	4404.	6446.	
	FSOCY84-__	84"	1	240	7494.	6135.	7970.	
	FSOCY96-__	96"	1	285	8940.	6908.	9509.	
Straight Grain Wood Top 	FWOCY36-__	36"	1	80	\$2097.	\$1452.	\$2244.	
	FWOCY42-__	42"	1	85	2306.	1815.	2470.	
	FWOCY48-__	48"	1	90	2688.	2044.	2876.	
	FWOCY54-__	54"	1	110	3418.	2530.	3657.	N/A
	FWOCY60-__	60"	1	135	3997.	2913.	4280.	
	FWOCY72-__	72"	1	165	5495.	4240.	5880.	
	FWOCY84-__	84"	1	240	6804.	5707.	7280.	
	FWOCY96-__	96"	1	285	8124.	6376.	8692.	
Laminate Top 	FPOCY36-__	36"	1	80	\$1989.	\$1344.	\$2136.	\$1144.
	FPOCY42-__	42"	1	85	2174.	1682.	2337.	1434.
	FPOCY48-__	48"	1	90	2538.	1894.	2725.	1566.
	FPOCY54-__	54"	1	110	3249.	2363.	3489.	1841.
	FPOCY60-__	60"	1	135	3786.	2701.	4069.	2070.
	FPOCY72-__	72"	1	165	5194.	3939.	5579.	3123.
	FPOCY84-__	84"	1	240	6473.	5376.	6949.	4687.
	FPOCY96-__	96"	1	285	7763.	6015.	8332.	5364.

84" and 96" tops are two pieces
60", 72", 84" and 96" diameter tables are shipped KD



Contemporary Wood/Laminate Top Tables

Wood Quadri Cylinder Legs

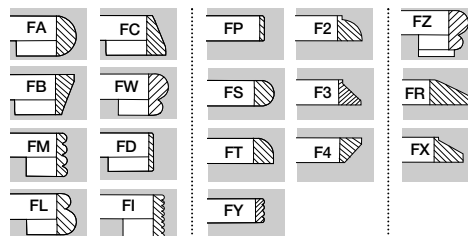
Wood tops are available in Walnut, Oak, Mahogany, Cherry or Maple veneers in all Arnold wood finishes.

See page 40 for information on veneers, borders and inlays.

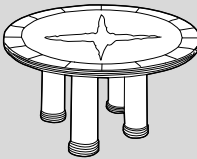
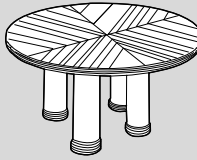


Delivery time for fancy veneer tops may be slightly longer than other tops.

- FA - 2" Bullnose
- FB - 2" Rev. Bevel
- FI - 2" Serrated
- FM - 2" Reeded
- FL - 2" Duet
- FC - 2" Bevel
- FW - 2" Rev. Duet
- FD - 2" Hardwood
- FZ - 2" Kastina
- FP - 1.25" Hardwood
- FS - 1.25" Bullnose
- FT - 1.25" Quar. Round
- FY - 1.25" Reeded
- F2 - 1.25" Notch 1/4 Rd
- F3 - 1.25" Notch Bevel
- F4 - 1.25" Rev. Bevel
- FR - 1.25" Champfered
- FX - 1.25" Raised Bevel

Edges: Add letters as suffix to style number



Round Tables

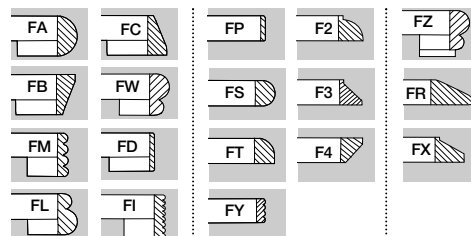
		Style No	Top Size	Legs	Wt	Price	Price	Price
Conti Wood Top 	Specify: Burl, Birdseye Maple, or Crotch veneer inlay. Inlays are book and butt matched. 4" border, edge, and base are Walnut, Oak, Mahogany, Cherry or Maple.	FCODD36-__	36"	4	80	\$4206.	\$4069.	\$4385.
		FCODD42-__	42"	4	85	4778.	4485.	4933.
		FCODD48-__	48"	4	90	5128.	4804.	5353.
		FCODD54-__	54"	4	110	6178.	5805.	6472.
		FCODD60-__	60"	4	135	6902.	6463.	7242.
		FCODD72-__	72"	4	165	8151.	7566.	8605.
		FCODD84-__	84"	6	240	10913.	10282.	11465.
		FCODD96-__	96"	6	285	13279.	12537.	13929.
Reverse Diamond Wood Top 	Available in Walnut, Oak, Mahogany, Cherry or Maple veneers in all Arnold wood finishes.	FHODD36-__	36"	4	80	\$2917.	\$2660.	\$3096.
		FHODD42-__	42"	4	85	3288.	2999.	3488.
		FHODD48-__	48"	4	90	3698.	3375.	3923.
		FHODD54-__	54"	4	110	4800.	4425.	5092.
		FHODD60-__	60"	4	135	5593.	5154.	5934.
		FHODD72-__	72"	4	165	7461.	6877.	7915.
		FHODD84-__	84"	6	240	9071.	8441.	9624.
		FHODD96-__	96"	6	285	10704.	9962.	11356.
Sunburst Wood Top 	Available in Walnut, Oak, Mahogany, Cherry or Maple veneers in all Arnold wood finishes.	FSODD36-__	36"	4	80	\$2795.	\$2518.	\$2972.
		FSODD42-__	42"	4	85	3150.	2832.	3349.
		FSODD48-__	48"	4	90	3543.	3220.	3768.
		FSODD54-__	54"	4	110	4602.	4187.	4894.
		FSODD60-__	60"	4	135	5369.	4884.	5710.
		FSODD72-__	72"	4	165	7154.	6507.	7607.
		FSODD84-__	84"	6	240	8711.	8013.	9263.
		FSODD96-__	96"	6	285	10257.	9433.	10908.
Straight Grain Wood Top 	Available in Walnut, Oak, Mahogany, Cherry or Maple veneers in all Arnold wood finishes.	FWODD36-__	36"	4	80	\$2537.	\$2280.	\$2713.
		FWODD42-__	42"	4	85	2860.	2570.	3059.
		FWODD48-__	48"	4	90	3215.	2892.	3440.
		FWODD54-__	54"	4	110	4174.	3799.	4466.
		FWODD60-__	60"	4	135	4864.	4424.	5205.
		FWODD72-__	72"	4	165	6488.	5904.	6941.
		FWODD84-__	84"	6	240	7888.	7258.	8441.
		FWODD96-__	96"	6	285	9307.	8566.	9959.

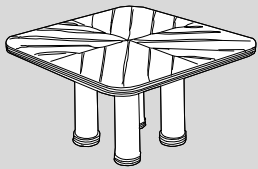
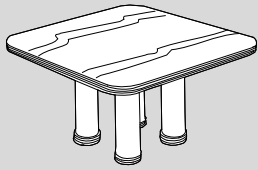
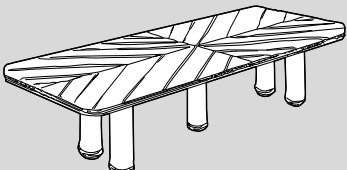
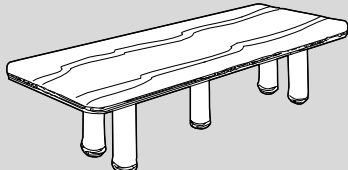
Quadri cylinder legs are 7" diameter with a molding that matches table top edge
84" and 96" diameter tops are two pieces. 60", 72", 84" and 96" diameter tables are shipped KD

**Round Corner
Square & Rectangular Tables**

- FA - 2" Bullnose
- FB - 2" Rev. Bevel
- FI - 2" Serrated
- FM - 2" Reeded
- FL - 2" Duet
- FC - 2" Bevel
- FW - 2" Rev. Duet
- FD - 2" Hardwood
- FZ - 2" Kastina
- FP - 1.25" Hardwood
- FS - 1.25" Bullnose
- FT - 1.25" Quar. Round
- FY - 1.25" Reeded
- F2 - 1.25" Notch 1/4 Rd
- F3 - 1.25" Notch Bevel
- F4 - 1.25" Rev. Bevel
- FR - 1.25" Chamfered
- FX - 1.25" Raised Bevel

Edges: Add letters as suffix to style number



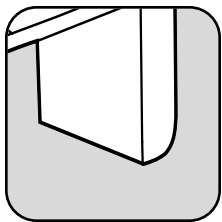
		Style No	Top Size	Legs	Wt	Price	Price	Price
 <p>Reverse Diamond Wood Top</p>	6" radius corners.	FHUDD48-	48 x 48"	4	100	\$3492.	\$3215.	\$3704.
		FHUDD54-	54 x 54"	4	120	4580.	4206.	4860.
	Available in Walnut, Oak, Mahogany, Cherry or Maple veneers in all Arnold wood finishes.	FHUDD60-	60 x 60"	4	145	5368.	4944.	5694.
		FHUDD72-	72 x 72"	4	175	7076.	6515.	7507.
		FHUDD84-	84 x 84"	5	250	8784.	8086.	9318.
		FHUDD96-	96 x 96"	5	295	10054.	9696.	10666.
 <p>Straight Grain Wood Top</p>	6" radius corners.	FWUDD48-	48 x 48"	4	100	\$3036.	\$2755.	\$3249.
		FWUDD54-	54 x 54"	4	120	3982.	3622.	4262.
	Available in Walnut, Oak, Mahogany, Cherry or Maple veneers in all Arnold wood finishes.	FWUDD60-	60 x 60"	4	145	4668.	4260.	4994.
		FWUDD72-	72 x 72"	4	175	6152.	5535.	6583.
		FWUDD84-	84 x 84"	5	250	7638.	6836.	8173.
		FWUDD96-	96 x 96"	5	295	8743.	8257.	9355.
 <p>Reverse Diamond Wood Top</p>	6" radius corners.	FHUDD9648-	96 x 48"	5	260	\$5942.	\$5350.	\$6271.
		FHUDD0848-	108 x 48"	5	290	7387.	6948.	8144.
	Available in Walnut, Oak, Mahogany, Cherry or Maple veneers in all Arnold wood finishes.	FHUDD2048-	120 x 48"	5	320	8624.	7757.	9121.
		FHUDD4448-	144 x 48"	6	360	10440.	9393.	11083.
		FHUDD6848-	168 x 48"	6	420	12204.	10982.	12958.
		FHUDD6860-	168 x 60"	6	450	13183.	11865.	13997.
		FHUDD9260-	192 x 60"	6	470	13914.	12798.	14787.
		FHUDD1660-	216 x 60"	8	520	17249.	15869.	18333.
		FHUDD4060-	240 x 60"	8	570	18551.	17256.	19758.
 <p>Straight Grain Wood Top</p>	6" radius corners.	FWUDD9648-	96 x 48"	5	260	\$5218.	\$4694.	\$5023.
		FWUDD0848-	108 x 48"	5	290	6113.	5501.	6541.
	Available in Walnut, Oak, Mahogany, Cherry or Maple veneers in all Arnold wood finishes.	FWUDD2048-	120 x 48"	5	320	7100.	6389.	7597.
		FWUDD4448-	144 x 48"	6	360	9203.	8283.	9846.
		FWUDD6848-	168 x 48"	6	420	10787.	9709.	11542.
		FWUDD6860-	168 x 60"	6	450	11630.	10467.	12444.
		FWUDD9260-	192 x 60"	6	470	12463.	11464.	13336.
		FWUDD1660-	216 x 60"	8	520	15501.	14259.	16585.
		FWUDD4060-	240 x 60"	8	570	17249.	15869.	18456.

84" and 96" square tops are two pieces. 60", 72", 84" and 96" square tables are shipped KD.

Refer to pages 110-111 for matching credenzas

Rectangular Tops up to and including 144" are supplied in one piece.

Tops 168" or larger are shipped in two pieces. If additional cuts are required, add \$289. per cut.



Contemporary Wood/Laminate Top Tables

Wood Half-Cylinder Bases

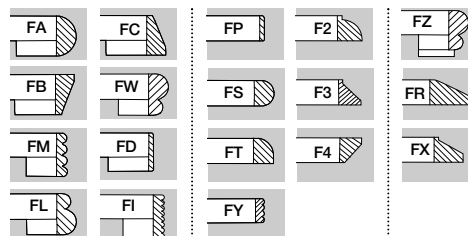
Wood tops are available in Walnut, Oak, Mahogany, Cherry or Maple veneers in all Arnold wood finishes.

See page 40 for information on veneers, borders and inlays.

Delivery time for fancy veneer tops may be slightly longer than other tops.

- FA - 2" Bullnose
- FB - 2" Rev. Bevel
- FI - 2" Serrated
- FM - 2" Reeded
- FL - 2" Duet
- FC - 2" Bevel
- FW - 2" Rev. Duet
- FD - 2" Hardwood
- FZ - 2" Kastina
- FP - 1.25" Hardwood
- FS - 1.25" Bullnose
- FT - 1.25" Quar. Round
- FY - 1.25" Reeded
- F2 - 1.25" Notch 1/4 Rd
- F3 - 1.25" Notch Bevel
- F4 - 1.25" Rev. Bevel
- FR - 1.25" Champfered
- FX - 1.25" Raised Bevel

Edges: Add letters as suffix to style number



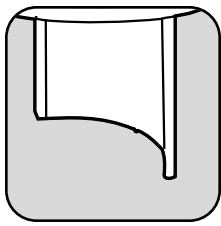
Racetrack Tables

		Style No.	Top Size	Bases	Wt	Price	Price	Price
Conti Wood Top 	Inlay is	FCCHC9648-__	96 x 48"	2	240	\$8925.	\$8687.	\$9316.
	book & butt	FCCHC2048-__	120 x 48"	2	300	12671.	12159.	13161.
	matched	FCCHC4448-__	144 x 48"	3*	340	14573.	14146.	15156.
	Burl,	FCCHC6848-__	168 x 48"	3*	390	15952.	15277.	16705.
	Birdseye	FCCHC9248-__	192 x 48"	3*	420	17469.	15891.	18438.
	Maple, or	FCCHC9260-__	192 x 60"	3*	440	20042.	18661.	21103.
	Crotch	FCCHC4060-__	240 x 60"	4	530	24309.	22875.	25440.
	Veneer. 6" border.	FCCHC8860-__	288 x 60"	4	580	27353.	25885.	28719.
Reverse Diamond Wood Top 		FHCHC7236-__	72 x 36"	2	125	\$4337.	\$3973.	\$4602.
		FHCHC8442-__	84 x 42"	2	155	5397.	4936.	5715.
		FHCHC9648-__	96 x 48"	2	200	6703.	6099.	7095.
		FHCHC2048-__	120 x 48"	2	300	8023.	7055.	8511.
		FHCHC4448-__	144 x 48"	3*	340	9596.	8548.	10180.
		FHCHC6848-__	168 x 48"	3*	390	12354.	10908.	13107.
		FHCHC9260-__	192 x 60"	3*	440	15913.	14108.	16883.
		FHCHC4060-__	240 x 60"	4	530	18590.	16554.	19722.
	FHCHC8860-__	288 x 60"	4	580	22429.	20262.	23794.	
Belmont Wood Top 	Tops have	FLCHC7236-__	72 x 36"	2	125	\$4172.	\$3751.	\$4435.
	sunburst	FLCHC8442-__	84 x 42"	2	155	5221.	4757.	5539.
	ends &.25"	FLCHC9648-__	96 x 48"	2	200	6436.	5838.	6828.
	applied	FLCHC2048-__	120 x 48"	2	300	7705.	6802.	8194.
	black	FLCHC4448-__	144 x 48"	3*	340	9209.	8222.	9792.
	accent	FLCHC6848-__	168 x 48"	3*	390	11936.	10462.	12689.
	detail on	FLCHC9260-__	192 x 60"	3*	440	14831.	13243.	15800.
	top and bases.	FLCHC4060-__	240 x 60"	4	530	17249.	15350.	18381.
	FLCHC8860-__	288 x 60"	4	580	20804.	18396.	22169.	
Straight Grain Wood Top 		FWCHC7236-__	72 x 36"	2	125	\$3772.	\$3096.	\$4035.
		FWCHC8442-__	84 x 42"	2	175	4540.	3821.	4858.
		FWCHC9642-__	96 x 42"	2	200	5314.	4514.	5687.
		FWCHC9648-__	96 x 48"	2	240	5597.	4611.	5989.
		FWCHC0848-__	108 x 48"	2	270	6403.	5016.	6852.
		FWCHC2048-__	120 x 48"	2	300	6977.	5468.	7465.
		FWCHC4448-__	144 x 48"	3*	340	8345.	6552.	8928.
		FWCHC6848-__	168 x 48"	3*	390	10743.	8479.	11495.
		FWCHC9260-__	192 x 60"	3*	440	13837.	10563.	14808.
		FWCHC1660-__	216 x 60"	4	490	15154.	11602.	16214.
		FWCHC4060-__	240 x 60"	4	530	16165.	13003.	17297.
	FWCHC8860-__	288 x 60"	4	580	19503.	17095.	20869.	

* Half-cylinder base tables with three bases have a full cylinder as the center base.

Half cylinder base same finish as top. Plastic laminated half cylinder bases available at same price.

Add \$126. per base for polished chrome half-cylinder.

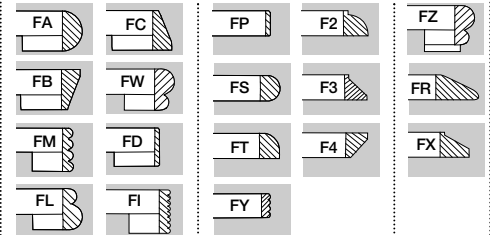


Wood Crescent Bases

Plastic Laminate tops: See page 41
Laminate tops are available in your choice of Nevamar, Wilsonart, Pionite or Formica. The hardwood edges and bases are offered in Walnut, Oak, Mahogany, Cherry or Maple in all Arnold wood finishes.

- FA - 2" Bullnose
- FB - 2" Rev. Bevel
- FI - 2" Serrated
- FM - 2" Reeded
- FL - 2" Duet
- FC - 2" Bevel
- FW - 2" Rev. Duet
- FD - 2" Hardwood
- FZ - 2" Kastina
- FP - 1.25" Hardwood
- FS - 1.25" Bullnose
- FT - 1.25" Quar. Round
- FY - 1.25" Reeded
- F2 - 1.25" Notch 1/4 Rd
- F3 - 1.25" Notch Bevel
- F4 - 1.25" Rev. Bevel
- FR - 1.25" Champfered
- FX - 1.25" Raised Bevel

Edges: Add letters as suffix to style number



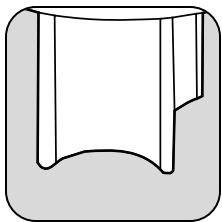
Racetrack Tables

		Style No.	Top Size	Bases	Wt	Price	Price	Price
Conti Wood Top 	Inlay is	FCCCR9648-__	96 x 48"	2	250	\$8854.	\$8608.	\$9241.
	book & butt	FCCCR2048-__	120 x 48"	2	310	12600.	12190.	13086.
	matched	FCCCR4448-__	144 x 48"	3*	350	14502.	14080.	15084.
	Burl,	FCCCR6848-__	168 x 48"	3*	405	15809.	15145.	16564.
	Birdseye	FCCCR9260-__	192 x 60"	4	455	17326.	16241.	18266.
	Maple, or	FCCCR4060-__	240 x 60"	4	550	25496.	23838.	26615.
	Crotch Veneer. 6" border.	FCCCR8860-__	288 x 60"	5	600	30627.	27088.	31973.
Reverse Diamond Wood Top 		FHCCR7236-__	72 x 36"	2	125	\$4323.	\$3961.	\$4588.
		FHCCR8442-__	84 x 42"	2	165	5310.	4997.	5628.
		FHCCR9648-__	96 x 48"	2	250	6626.	5887.	7014.
		FHCCR2048-__	120 x 48"	2	310	7979.	7015.	8464.
		FHCCR4448-__	144 x 48"	3*	350	9559.	8488.	10141.
		FHCCR6848-__	168 x 48"	3*	405	12392.	10948.	13147.
		FHCCR9260-__	192 x 60"	4	455	15447.	13640.	16388.
		FHCCR4060-__	240 x 60"	4	550	18368.	16320.	19486.
	FHCCR8860-__	288 x 60"	5	600	22097.	19925.	23441.	
Belmont Wood Top 	Tops have	FLCCR7236-__	72 x 36"	2	125	\$4099.	\$3431.	\$4363.
	sunburst	FLCCR8442-__	84 x 42"	2	165	5177.	4580.	5493.
	ends & .25"	FLCCR9648-__	96 x 48"	2	250	6363.	5691.	6751.
	applied	FLCCR2048-__	120 x 48"	2	310	7635.	6152.	8121.
	black	FLCCR4448-__	144 x 48"	3*	350	9136.	7349.	9719.
	accent	FLCCR6848-__	168 x 48"	3*	405	11793.	9459.	12549.
	detail on top and bases.	FLCCR9260-__	192 x 60"	4	455	14689.	11748.	15629.
	FLCCR4060-__	240 x 60"	4	550	17036.	13271.	18154.	
	FLCCR8860-__	288 x 60"	5	600	20515.	16036.	21859.	
Straight Grain Wood Top 		FWCCR7236-__	72 x 36"	2	135	\$3760.	\$3063.	\$4023.
		FWCCR8442-__	84 x 42"	2	185	4502.	3826.	4817.
		FWCCR9642-__	96 x 42"	2	210	5243.	4373.	5611.
		FWCCR9648-__	96 x 48"	2	250	5533.	4597.	5920.
		FWCCR0848-__	108 x 48"	2	280	6328.	4991.	6770.
		FWCCR2048-__	120 x 48"	2	310	6938.	5455.	7423.
		FWCCR4448-__	144 x 48"	3*	350	8312.	6526.	8894.
		FWCCR6848-__	168 x 48"	3*	405	10775.	8441.	11530.
		FWCCR9260-__	192 x 60"	4	455	13432.	10491.	14372.
		FWCCR1660-__	216 x 60"	4	510	14747.	11503.	15779.
		FWCCR4060-__	240 x 60"	4	550	15971.	12207.	17089.
	FWCCR8860-__	288 x 60"	5	600	19214.	14736.	20559.	

* Crescent base tables with three or five bases have a panel leg as the center base.

Tops up to and including 144" are supplied in one piece.

Tops 168" or larger are shipped in two pieces. If additional cuts are required, add \$289. per cut.



Contemporary Wood/Laminate Top Tables

Wood Concave Base

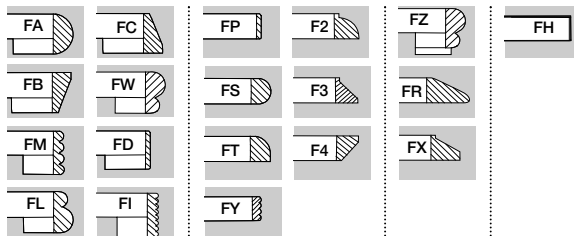
Wood tops are available in Walnut, Oak, Mahogany, Cherry or Maple veneers in all Arnold wood finishes.

See page 40 for information on veneers, borders and inlays.

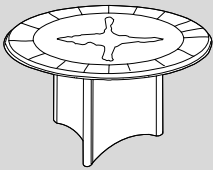
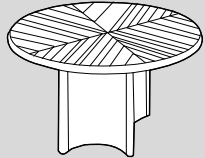
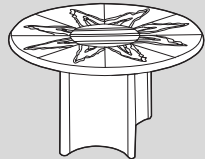
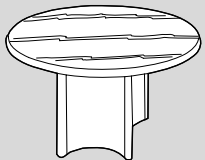
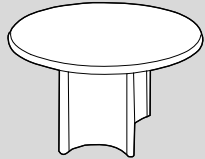
Delivery time for fancy veneer tops may be slightly longer than other tops.

- FA - 2" Bullnose
- FB - 2" Rev. Bevel
- FM - 2" Reeded
- FL - 2" Duet
- FC - 2" Bevel
- FW - 2" Rev. Duet
- FD - 2" Hardwood
- FZ - 2" Kastina
- FH - 1.25" Self Lam.
- FP - 1.25" Hardwood
- FS - 1.25" Bullnose
- FT - 1.25" Quar. Round
- FY - 1.25" Reeded
- F2 - 1.25" Notch 1/4 Rd
- F3 - 1.25" Notch Bevel
- F4 - 1.25" Rev. Bevel
- FR - 1.25" Champfered
- FX - 1.25" Raised Bevel
- FH - 1.25" Self Lam.

Edges: Add letters as suffix to style number



Round Tops

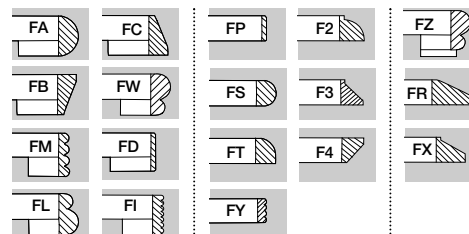
	Style No	Top Dia.	Bases	Wt	Price	Price	Price	Price
Conti Wood Top 	FCOCC36-__	36"	1	80	\$4232.	\$4111.	\$4412.	
	FCOCC42-__	42"	1	85	4778.	4527.	4981.	
	FCOCC48-__	48"	1	90	5180.	4816.	5407.	
	FCOCC54-__	54"	1	110	6178.	5877.	6474.	N/A
	FCOCC60-__	60"	1	135	6953.	6472.	7299.	
	FCOCC72-__	72"	1	165	8453.	7855.	8912.	
	FCOCC84-__	84"	1	240	11410.	10775.	11970.	
	FCOCC96-__	96"	1	285	13700.	12942.	14358.	
Reverse Diamond Wood Top 	FHOCC36-__	36"	1	80	\$2941.	\$2646.	\$3120.	
	FHOCC42-__	42"	1	85	3320.	2987.	3521.	
	FHOCC48-__	48"	1	90	3732.	3357.	3960.	
	FHOCC54-__	54"	1	110	4838.	4354.	5132.	
	FHOCC60-__	60"	1	135	5653.	5088.	5996.	N/A
	FHOCC72-__	72"	1	165	7529.	6777.	7988.	
	FHOCC84-__	84"	1	240	9176.	8259.	9735.	
	FHOCC96-__	96"	1	285	10810.	9727.	11468.	
Sunburst Wood Top 	FSOCC36-__	36"	1	80	\$2821.	\$2539.	\$3000.	
	FSOCC42-__	42"	1	85	3182.	2864.	3385.	
	FSOCC48-__	48"	1	90	3575.	3218.	3804.	
	FSOCC54-__	54"	1	110	4642.	4176.	4936.	N/A
	FSOCC60-__	60"	1	135	5417.	4875.	5761.	
	FSOCC72-__	72"	1	165	7219.	6496.	7678.	
	FSOCC84-__	84"	1	240	8796.	7916.	9355.	
	FSOCC96-__	96"	1	285	10366.	9329.	11024.	
Straight Grain Wood Top 	FWOCC36-__	36"	1	80	\$2557.	\$2302.	\$2736.	
	FWOCC42-__	42"	1	85	2886.	2596.	3087.	
	FWOCC48-__	48"	1	90	3246.	2921.	3473.	
	FWOCC54-__	54"	1	110	4206.	3786.	4502.	N/A
	FWOCC60-__	60"	1	135	4916.	4424.	5259.	
	FWOCC72-__	72"	1	165	6436.	5892.	7005.	
	FWOCC84-__	84"	1	240	7980.	7182.	8538.	
	FWOCC96-__	96"	1	285	9400.	8459.	10059.	
Laminate Top 	FPOCC36-__	36"	1	80	\$2449.	\$2194.	\$2628.	1714.
	FPOCC42-__	42"	1	85	2753.	2464.	2956.	1926.
	FPOCC48-__	48"	1	90	3096.	2771.	3323.	2168.
	FPOCC54-__	54"	1	110	4038.	3617.	4333.	2827.
	FPOCC60-__	60"	1	135	4705.	4214.	5049.	3294.
	FPOCC72-__	72"	1	165	6246.	5591.	6704.	4373.
	FPOCC84-__	84"	1	240	7648.	6850.	8207.	5354.
	FPOCC96-__	96"	1	285	9039.	8099.	9698.	6328.

84" and 96" tops are two pieces
60", 72", 84" and 96" diameter tables are shipped KD

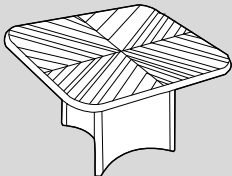
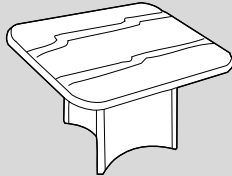
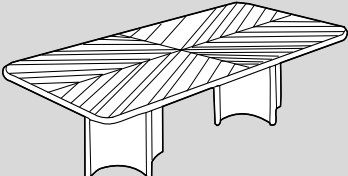
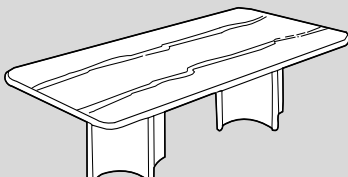
Plastic Laminate tops: See page 41
Laminate tops are available in your choice of Nevamar, Wilsonart, Pionite or Formica. The hardwood edges and bases are offered in Walnut, Oak, Mahogany, Cherry or Maple in all Arnold wood finishes.

- FA - 2" Bullnose
- FB - 2" Rev. Bevel
- FM - 2" Reeded
- FI - 2" Serrated
- FL - 2" Duet
- FC - 2" Bevel
- FW - 2" Rev. Duet
- FD - 2" Hardwood
- FZ - 2" Kastina
- FP - 1.25" Hardwood
- FS - 1.25" Bullnose
- FT - 1.25" Quar. Round
- FY - 1.25" Reeded
- F2 - 1.25" Notch 1/4 Rd
- F3 - 1.25" Notch Bevel
- F4 - 1.25" Rev. Bevel
- FR - 1.25" Champfered
- FX - 1.25" Raised Bevel
- FH - 1.25" Self Lam.

Edges: Add letters as suffix to style number



RC Square & Rectangular


		Style No.	Top Size	Bases	Wt	Price	Price	Price
 <p>Reverse Diamond Wood Top</p>	6" radius corners	FHUCC36-__	36 x 36"	1	90	\$2299.	\$2068.	\$2438.
		FHUCC42-__	42 x 42"	1	95	2526.	2273.	2680.
		FHUCC48-__	48 x 48"	1	100	2926.	2633.	3104.
		FHUCC54-__	54 x 54"	1	120	3698.	3327.	3923.
		FHUCC60-__	60 x 60"	1	145	4309.	3876.	4571.
		FHUCC72-__	72 x 72"	1	175	5897.	5307.	6256.
		FHUCC84-__	84 x 84"	1	250	7289.	6560.	7732.
		FHUCC96-__	96 x 96"	1	295	8666.	7799.	9195.
 <p>Straight Grain Wood Top</p>	6" radius corners	FWUCC36-__	36 x 36"	1	90	\$1999.	\$1798.	\$2138.
		FWUCC42-__	42 x 42"	1	95	2196.	1977.	2351.
		FWUCC48-__	48 x 48"	1	100	2543.	2288.	2722.
		FWUCC54-__	54 x 54"	1	120	3215.	2893.	3440.
		FWUCC60-__	60 x 60"	1	145	3746.	3371.	4009.
		FWUCC72-__	72 x 72"	1	175	5128.	4615.	5486.
		FWUCC84-__	84 x 84"	1	250	6337.	5704.	6780.
		FWUCC96-__	96 x 96"	1	295	7548.	6793.	8076.
 <p>Reverse Diamond Wood Top</p>	6" radius corners	FHUCC7236-__	72 x 36"	2	165	\$4271.	\$3844.	\$4531.
		FHUCC8442-__	84 x 42"	2	215	5285.	4756.	5606.
		FHUCC9642-__	96 x 42"	2	240	5971.	5375.	6335.
		FHUCC9648-__	96 x 48"	2	280	6425.	5783.	6817.
		FHUCC0848-__	108 x 48"	2	310	7106.	6395.	7538.
		FHUCC2048-__	120 x 48"	2	340	8687.	7818.	9215.
		FHUCC4448-__	144 x 48"	2	380	10885.	9797.	11546.
		FHUCC6848-__	168 x 48"	3	450	12793.	11513.	13572.
		FHUCC9260-__	192 x 60"	3	490	17077.	15369.	18115.
		FHUCC1660-__	216 x 60"	3	550	18552.	16696.	19680.
		FHUCC4060-__	240 x 60"	4	610	19999.	17998.	21217.
		FHUCC8860-__	288 x 60"	4	660	24090.	21683.	25557.
 <p>Straight Grain Wood Top</p>	6" radius corners	FWUCC7236-__	72 x 36"	2	165	\$3714.	\$3343.	\$3973.
		FWUCC8442-__	84 x 42"	2	215	4595.	4135.	4917.
		FWUCC9642-__	96 x 42"	2	240	5193.	4674.	5557.
		FWUCC9648-__	96 x 48"	2	280	5587.	5029.	5979.
		FWUCC0848-__	108 x 48"	2	310	6178.	5561.	6611.
		FWUCC2048-__	120 x 48"	2	340	7553.	6799.	8082.
		FWUCC4448-__	144 x 48"	2	380	9465.	8519.	10128.
		FWUCC6848-__	168 x 48"	3	450	11124.	10012.	11904.
		FWUCC9260-__	192 x 60"	3	490	14850.	13363.	15888.
		FWUCC1660-__	216 x 60"	3	550	16132.	14518.	17261.
		FWUCC4060-__	240 x 60"	4	610	17391.	15651.	18608.
		FWUCC8860-__	288 x 60"	4	660	20948.	18853.	22414.

Tops up to and including 144" are supplied in one piece.

Tops 168" or larger are shipped in two pieces. If additional cuts are required, add \$289. per cut.

84" and 96" square tops are in 2 pieces.

Contemporary Conference



Contemporary Wood/Laminate Top Tables

Wood Concave Base

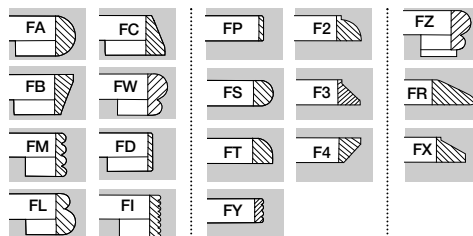
Wood tops are available in Walnut, Oak, Mahogany, Cherry or Maple veneers in all Arnold wood finishes.

See page 40 for information on veneers, borders and inlays.

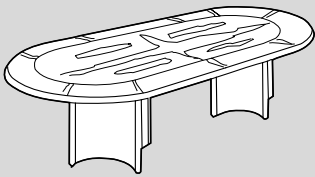
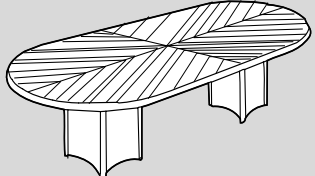

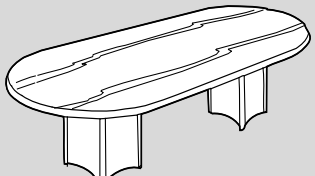
Delivery time for fancy veneer tops may be slightly longer than other tops.

- FA - 2" Bullnose
- FB - 2" Rev. Bevel
- FM - 2" Reeded
- FI - 2" Serrated
- FL - 2" Duet
- FC - 2" Bevel
- FW - 2" Rev. Duet
- FD - 2" Hardwood
- FZ - 2" Kastina
- FP - 1.25" Hardwood
- FS - 1.25" Bullnose
- FT - 1.25" Quar. Round
- FY - 1.25" Reeded
- F2 - 1.25" Notch 1/4 Rd
- F3 - 1.25" Notch Bevel
- F4 - 1.25" Rev. Bevel
- FR - 1.25" Champfered
- FX - 1.25" Raised Bevel

Edges: Add letters as suffix to style number



Racetrack Tables

	Style No.	Top Size	Bases	Wt	Price	Price	Price	
Conti Wood Top 	Inlay is book & butt matched	FCCCC9648-__	96 x 48"	2	280	\$9775.	\$9301.	\$10223.
		FCCCC2048-__	120 x 48"	2	340	13251.	12942.	14067.
	Burl, Birdseye	FCCCC4448-__	144 x 48"	2	380	15424.	14922.	16100.
	Maple, or	FCCCC6848-__	168 x 48"	3	450	17230.	17265.	18087.
	Crotch	FCCCC6860-__	168 x 60"	3	480	20051.	18720.	20909.
	Veneer.	FCCCC9260-__	192 x 60"	3	490	21317.	20226.	22401.
	6" border.	FCCCC4060-__	240 x 60"	4	610	26012.	24409.	27288.
	FCCCC8860-__	288 x 60"	4	660	29055.	27431.	30593.	
Reverse Diamond Wood Top 		FHCCC7236-__	72 x 36"	2	165	\$5270.	\$4743.	\$5591.
		FHCCC8442-__	84 x 42"	2	195	6154.	5539.	6529.
		FHCCC9648-__	96 x 48"	2	240	7686.	6918.	8135.
		FHCCC2048-__	120 x 48"	2	340	8959.	8063.	9504.
		FHCCC4448-__	144 x 48"	2	380	11233.	10121.	11909.
		FHCCC6848-__	168 x 48"	3	450	14089.	12679.	14939.
		FHCCC9260-__	192 x 60"	3	490	17797.	16017.	18879.
		FHCCC4060-__	240 x 60"	4	610	20963.	18867.	22239.
		FHCCC8860-__	288 x 60"	4	660	25254.	22728.	26791.
Belmont Wood Top 	Tops	FLCCC7236-__	72 x 36"	2	165	\$5024.	\$4522.	\$5344.
	have sunburst	FLCCC8442-__	84 x 42"	2	195	5963.	5367.	6337.
	ends and .25"	FLCCC9648-__	96 x 48"	2	240	7371.	6635.	7821.
	applied black	FLCCC2048-__	120 x 48"	2	340	8557.	7700.	9102.
	accent detail	FLCCC4448-__	144 x 48"	2	380	10059.	9054.	10735.
	on top and	FLCCC6848-__	168 x 48"	3	450	13219.	11897.	14077.
	bases.	FLCCC9260-__	192 x 60"	3	490	16109.	14498.	17192.
		FLCCC4060-__	240 x 60"	4	610	18959.	17062.	20245.
	FLCCC8860-__	288 x 60"	4	660	22826.	20544.	24364.	
Straight Grain Wood Top 		FWCCC7236-__	72 x 36"	2	165	\$4583.	\$4124.	\$4904.
		FWCCC8442-__	84 x 42"	2	215	5352.	4816.	5726.
		FWCCC9642-__	96 x 42"	2	240	6125.	5513.	6554.
		FWCCC9648-__	96 x 48"	2	280	6410.	5769.	6859.
		FWCCC0848-__	108 x 48"	2	310	7216.	6495.	7722.
		FWCCC2048-__	120 x 48"	2	340	7789.	7011.	8335.
		FWCCC4448-__	144 x 48"	2	380	9782.	8816.	10459.
		FWCCC6848-__	168 x 48"	3	450	12251.	11025.	13109.
		FWCCC9260-__	192 x 60"	3	490	15476.	13928.	16558.
		FWCCC1660-__	216 x 60"	3	550	16945.	15251.	18133.
		FWCCC4060-__	240 x 60"	4	610	18229.	16406.	19503.
	FWCCC8860-__	288 x 60"	4	560	21960.	19763.	23498.	

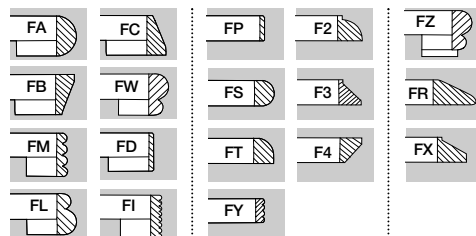
Tops up to and including 144" are supplied in one piece.

Tops 168" or larger are shipped in two pieces. If additional cuts are required, add \$289. per cut.

Plastic Laminate tops: See page 41
Laminate tops are available in your choice of Nevamar, Wilsonart, Pionite or Formica. The hardwood edges and bases are offered in Walnut, Oak, Mahogany, Cherry or Maple in all Arnold wood finishes.

- FA - 2" Bullnose
- FB - 2" Rev. Bevel
- FM - 2" Reeded
- FI - 2" Serrated
- FL - 2" Duet
- FC - 2" Bevel
- FW - 2" Rev. Duet
- FD - 2" Hardwood
- FZ - 2" Kastina
- FP - 1.25" Hardwood
- FS - 1.25" Bullnose
- FT - 1.25" Quar. Round
- FY - 1.25" Reeded
- F2 - 1.25" Notch 1/4 Rd
- F3 - 1.25" Notch Bevel
- F4 - 1.25" Rev. Bevel
- FR - 1.25" Champfered
- FX - 1.25" Raised Bevel

Edges: Add letters as suffix to style number

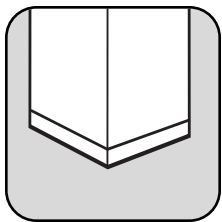


Boatshape Tables

	Style No.	Top Size	Bases	Wt	Price	Price	Price
<p>Reverse Diamond Wood Top</p>	FHBCC7236-__	72 x 36 x 30"	2	165	\$4347.	\$3913.	\$4612.
	FHBCC8442-__	84 x 42 x 36"	2	215	5360.	4825.	5687.
	FHBCC9642-__	96 x 42 x 36"	2	240	6138.	5524.	6511.
	FHBCC9648-__	96 x 48 x 36"	2	280	6615.	5955.	7017.
	FHBCC0848-__	108 x 48 x 36"	2	310	7289.	6560.	7732.
	FHBCC2048-__	120 x 48 x 36"	2	340	8851.	7967.	9391.
	FHBCC4448-__	144 x 48 x 36"	2	380	11088.	9980.	11764.
	FHBCC6848-__	168 x 48 x 36"	3	450	12948.	11655.	13737.
	FHBCC6860-__	168 x 60 x 48"	3	470	16186.	14567.	17170.
	FHBCC9260-__	192 x 60 x 48"	3	490	17562.	15805.	18631.
	FHBCC1660-__	216 x 60 x 48"	3	550	19110.	17199.	20273.
	FHBCC4060-__	240 x 60 x 48"	4	610	20613.	18553.	21868.
	FHBCC8860-__	288 x 60 x 48"	4	660	24754.	22280.	26262.
	<p>Straight Grain Wood Top</p>	FWBCC7236-__	72 x 36 x 30"	2	165	\$3780.	\$3402.
FWBCC8442-__		84 x 42 x 36"	2	215	4660.	4195.	4987.
FWBCC9642-__		96 x 42 x 36"	2	240	5337.	4804.	5710.
FWBCC9648-__		96 x 48 x 36"	2	280	5753.	5177.	6154.
FWBCC0848-__		108 x 48 x 36"	2	310	6337.	5704.	6780.
FWBCC2048-__		120 x 48 x 36"	2	340	7697.	6927.	8236.
FWBCC4448-__		144 x 48 x 36"	2	380	9642.	8678.	10317.
FWBCC6848-__		168 x 48 x 36"	3	450	11259.	10133.	12048.
FWBCC6860-__		168 x 60 x 48"	3	470	14073.	12666.	15059.
FWBCC9260-__		192 x 60 x 48"	3	490	15271.	13744.	16340.
FWBCC1660-__		216 x 60 x 48"	3	550	16618.	14957.	17781.
FWBCC4060-__		240 x 60 x 48"	4	610	17926.	16133.	19180.
FWBCC8860-__		288 x 60 x 48"	4	660	21526.	19373.	23033.

Boatshape tops with 6" radius corners - Add \$250. list per table.

Refer to pages 110-111 for matching credenzas



Contemporary Wood/Laminate Top Tables

Wood Trapazoid Base

Wood tops are available in Walnut, Oak, Mahogany, Cherry or Maple veneers in all Arnold wood finishes.

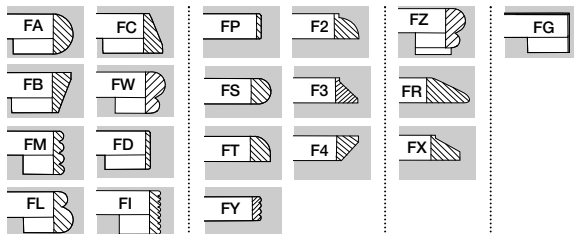
See page 40 for information on veneers, borders and inlays.

Delivery time for fancy veneer tops may be slightly longer than other tops.

Boatshape Tables

- FA - 2" Bullnose
- FB - 2" Rev. Bevel
- FI - 2" Serrated
- FM - 2" Reeded
- FL - 2" Duet
- FC - 2" Bevel
- FW - 2" Rev. Duet
- FD - 2" Hardwood
- FZ - 2" Kastina
- FG - 2" Self Lam.
- FP - 1.25" Hardwood
- FS - 1.25" Bullnose
- FT - 1.25" Quar. Round
- FY - 1.25" Reeded
- F2 - 1.25" Notch 1/4 Rd
- F3 - 1.25" Notch Bevel
- F4 - 1.25" Rev. Bevel
- FR - 1.25" Champfered
- FX - 1.25" Raised Bevel

Edges: Add letters as suffix to style number



	Style No	Top Size	Bases Wt	Price	Price	Price	Price
	FHBPD7236-__	72 x 36 x 30"	2 145	\$3675.	\$3500.	\$3900.	
	FHBPD8442-__	84 x 42 x 36"	2 195	4680.	4455.	4970.	
	FHBPD9642-__	96 x 42 x 36"	2 220	5470.	5200.	5800.	
	FHBPD9648-__	96 x 48 x 36"	2 260	5945.	5650.	6310.	
	FHBPD2048-__	120 x 48 x 36"	2 320	8185.	7455.	8685.	
	FHBPD4448-__	144 x 48 x 36"	2 360	10420.	9580.	11055.	
	FHBPD6848-__	168 x 48 x 36"	3* 420	12170.	11225.	12910.	N/A
	FHBPD6860-__	168 x 60 x 48"	3* 450	15215.	14035.	16140.	
	FHBPD9260-__	192 x 60 x 48"	3* 470	16560.	15085.	17570.	
	FHBPD1660-__	216 x 60 x 48"	3* 520	18110.	16490.	19210.	
	FHBPD4060-__	240 x 60 x 48"	4* 570	19280.	17565.	20455.	
	FHBPD8860-__	288 x 60 x 48"	4* 670	23255.	21090.	24675.	
	FWBPD7236-__	72 x 36 x 30"	2 145	\$3200.	\$3020.	\$3420.	
	FWBPD8442-__	84 x 42 x 36"	2 195	4070.	3840.	4355.	
	FWBPD9642-__	96 x 42 x 36"	2 220	4755.	4485.	5085.	
	FWBPD9648-__	96 x 48 x 36"	2 260	5170.	4875.	5530.	
	FWBPD2048-__	120 x 48 x 36"	2 320	7115.	6385.	7615.	
	FWBPD4448-__	144 x 48 x 36"	2 360	9060.	8220.	9695.	
	FWBPD6848-__	168 x 48 x 36"	3* 420	10580.	9635.	11320.	N/A
	FWBPD6860-__	168 x 60 x 48"	3* 450	13230.	12045.	14155.	
	FWBPD9260-__	192 x 60 x 48"	3* 470	14400.	12925.	15435.	
	FWBPD1660-__	216 x 60 x 48"	3* 520	15745.	14130.	16850.	
	FWBPD4060-__	240 x 60 x 48"	4* 570	16765.	15050.	17940.	
	FWBPD8860-__	288 x 60 x 48"	4* 670	20225.	18055.	21640.	
	FPBPD7236-__	72 x 36 x 30"	2 145	\$3015.	\$2850.	\$3230.	\$2275.
	FPBPD8442-__	84 x 42 x 36"	2 195	3910.	3690.	4180.	2945.
	FPBPD9642-__	96 x 42 x 36"	2 220	4065.	3840.	4350.	3125.
	FPBPD9648-__	96 x 48 x 36"	2 260	4595.	4050.	4655.	3235.
	FPBPD2048-__	120 x 48 x 36"	2 320	5630.	5310.	6190.	4255.
	FPBPD4448-__	144 x 48 x 36"	2 360	6990.	6485.	7540.	5300.
	FPBPD6848-__	168 x 48 x 36"	3* 420	7745.	7300.	8285.	6250.
	FPBPD6860-__	168 x 60 x 48"	3* 450	8940.	8350.	9495.	7815.
	FPBPD9260-__	192 x 60 x 48"	3* 470	9590.	9050.	10260.	8350.
	FPBPD1660-__	216 x 60 x 48"	3* 520	10500.	9895.	11235.	8965.
	FPBPD4060-__	240 x 60 x 48"	4* 570	11475.	10540.	12280.	9330.
	FPBPD8860-__	288 x 60 x 48"	4* 670	13860.	12710.	14875.	11795.

Tops up to and including 144" are supplied in one piece.

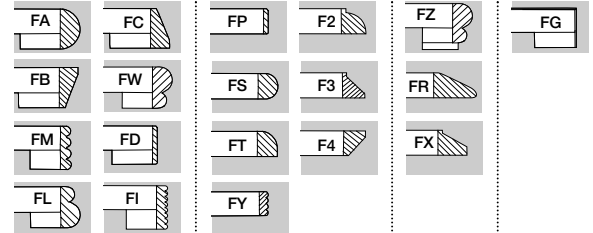
Tops 168" or larger are shipped in two pieces. If additional cuts are required, add \$289. per cut.

*Center bases are rectangular.

Plastic Laminate tops: See page 41
Laminate tops are available in your choice of Nevamar, Wilsonart, Pionite or Formica. The hardwood edges and bases are offered in Walnut, Oak, Mahogany, Cherry or Maple in all Arnold wood finishes.

- FA - 2" Bullnose
- FB - 2" Rev. Bevel
- FI - 2" Serrated
- FM - 2" Reeded
- FL - 2" Duet
- FC - 2" Bevel
- FW - 2" Rev. Duet
- FD - 2" Hardwood
- FZ - 2" Kastina
- FG - 2" Self Lam.
- FP - 1.25" Hardwood
- FS - 1.25" Bullnose
- FT - 1.25" Quar. Round
- FY - 1.25" Reeded
- F2 - 1.25" Notch 1/4 Rd
- F3 - 1.25" Notch Bevel
- F4 - 1.25" Rev. Bevel
- FR - 1.25" Chamfered
- FX - 1.25" Raised Bevel

Edges: Add letters as suffix to style number



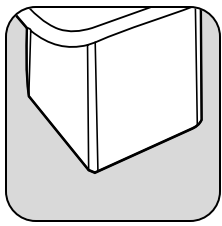
Square Corner Rectangular

	Style No	Top Size	Bases	Wt	Price	Price	Price	Price
Reverse Diamond Wood Top 	FHRPD7236-__	72 x 36"	2	145	\$3500.	\$3330.	\$3720.	
	FHRPD8442-__	84 x 42"	2	195	4470.	4245.	4740.	
	FHRPD9642-__	96 x 42"	2	220	5210.	4950.	5460.	
	FHRPD9648-__	96 x 48"	2	260	5660.	5375.	6000.	
	FHRPD0848-__	108 x 48"	2	290	6300.	5990.	6675.	
	FHRPD2048-__	120 x 48"	2	320	7790.	7100.	8260.	
	FHRPD4448-__	144 x 48"	2	360	9925.	9050.	10535.	N/A
	FHRPD6848-__	168 x 48"	3*	420	11625.	10575.	12330.	
	FHRPD6860-__	168 x 60"	3*	450	14530.	13225.	15420.	
	FHRPD9260-__	192 x 60"	3*	470	15770.	14370.	16735.	
	FHRPD1660-__	216 x 60"	3*	520	17240.	15700.	18295.	
	FHRPD4060-__	240 x 60"	4*	570	18355.	16720.	19475.	
	FHRPD8860-__	288 x 60"	4*	670	22100.	20075.	23430.	
	Straight Grain Wood Top 	FWRPD7236-__	72 x 36"	2	145	\$3045.	\$2875.	\$3255.
FWRPD8442-__		84 x 42"	2	195	3885.	3660.	4155.	
FWRPD9642-__		96 x 42"	2	220	4530.	4270.	4845.	
FWRPD9648-__		96 x 48"	2	260	4920.	4635.	5260.	
FWRPD0848-__		108 x 48"	2	290	5475.	5170.	5860.	
FWRPD2048-__		120 x 48"	2	320	6770.	6080.	7245.	
FWRPD4448-__		144 x 48"	2	360	8630.	7750.	9235.	N/A
FWRPD6848-__		168 x 48"	3*	420	10105.	9095.	10815.	
FWRPD6860-__		168 x 60"	3*	450	12635.	11370.	13520.	
FWRPD9260-__		192 x 60"	3*	470	13710.	12310.	14675.	
FWRPD1660-__		216 x 60"	3*	520	14990.	13450.	16040.	
FWRPD4060-__		240 x 60"	4*	570	15960.	14325.	17075.	
FWRPD8860-__		288 x 60"	4*	670	19065.	17330.	20400.	
Laminate Top 		FPRPD7236-__	72 x 36"	2	145	\$2875.	\$2600.	\$3075.
	FPRPD8442-__	84 x 42"	2	195	3720.	3425.	3980.	2485.
	FPRPD9642-__	96 x 42"	2	220	3885.	3660.	4155.	2925.
	FPRPD9648-__	96 x 48"	2	260	4090.	3850.	4375.	3080.
	FPRPD0848-__	108 x 48"	2	290	4965.	4680.	5310.	3380.
	FPRPD2048-__	120 x 48"	2	320	5370.	5060.	5745.	4050.
	FPRPD4448-__	144 x 48"	2	360	6660.	6230.	7125.	5025.
	FPRPD6848-__	168 x 48"	3*	420	7375.	6875.	7890.	5560.
	FPRPD6860-__	168 x 60"	3*	450	8590.	7730.	9190.	6230.
	FPRPD9260-__	192 x 60"	3*	470	9145.	8465.	9785.	6895.
	FPRPD1660-__	216 x 60"	3*	520	10000.	9235.	10700.	7540.
	FPRPD4060-__	240 x 60"	4*	570	10635.	9925.	11380.	8030.
	FPRPD8860-__	288 x 60"	4*	670	12850.	11980.	13720.	10980.

Trapezoid base same finish as top. Plastic laminate trapezoid bases available at same price.
Boatshape or Rectangular tops with 6" radius corners - Add \$250. list per table.

*Center bases are rectangular.

Refer to pages 110-111 for matching credenzas



Contemporary Wood/Laminate Top Tables

Wood Cube and Octagonal Bases

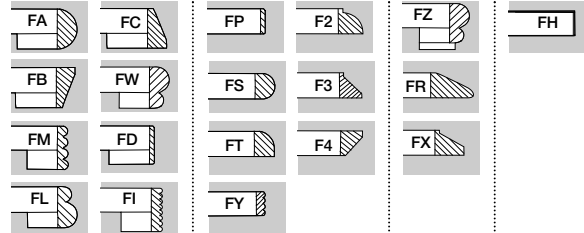
Wood tops are available in Walnut, Oak, Mahogany, Cherry or Maple veneers in all Arnold wood finishes.

See page 40 for information on veneers, borders and inlays.

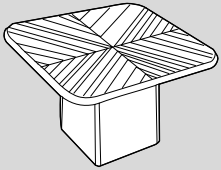
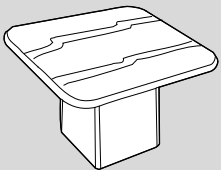
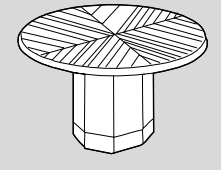
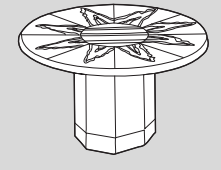
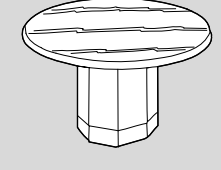
Delivery time for fancy veneer tops may be slightly longer than other tops.

- FA - 2" Bullnose
- FB - 2" Rev. Bevel
- FM - 2" Reeded
- FI - 2" Serrated
- FL - 2" Duet
- FC - 2" Bevel
- FW - 2" Rev. Duet
- FD - 2" Hardwood
- FZ - 2" Kastina
- FP - 1.25" Hardwood
- FS - 1.25" Bullnose
- FT - 1.25" Quar. Round
- FY - 1.25" Reeded
- F2 - 1.25" Notch 1/4 Rd
- F3 - 1.25" Notch Bevel
- F4 - 1.25" Rev. Bevel
- FR - 1.25" Champfered
- FX - 1.25" Raised Bevel
- FH - 1.25" Self Lam.

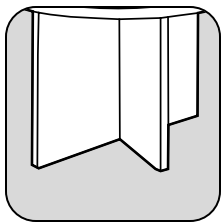
Edges: Add letters as suffix to style number



RC Square and Round Tops

	Style No	Top Sq./Dia.	Bases	Wt	Price	Price	Price	Price
Reverse Diamond 6" RC Wood Top 	FHUPD36-__	36 x 36"	1	90	\$2374.	\$2137.	\$2518.	
	FHUPD42-__	42 x 42"	1	95	2713.	2443.	2879.	
	FHUPD48-__	48 x 48"	1	100	3100.	2790.	3289.	
	FHUPD54-__	54 x 54"	1	120	4127.	3714.	4379.	N/A
	FHUPD60-__	60 x 60"	1	145	4868.	4381.	5164.	
	FHUPD72-__	72 x 72"	1	175	6600.	5940.	7002.	
	FHUPD84-__	84 x 84"	1	250	8103.	7293.	8597.	
	FHUPD96-__	96 x 96"	1	295	9616.	8654.	10201.	
Straight Grain 6" RC Wood Top 	FWUPD36-__	36 x 36"	1	90	\$2065.	\$1649.	\$2209.	
	FWUPD42-__	42 x 42"	1	95	2359.	1894.	2525.	
	FWUPD48-__	48 x 48"	1	100	2696.	2156.	2884.	
	FWUPD54-__	54 x 54"	1	120	3589.	2865.	3840.	N/A
	FWUPD60-__	60 x 60"	1	145	4232.	3386.	4529.	
	FWUPD72-__	72 x 72"	1	175	5740.	4590.	6140.	
	FWUPD84-__	84 x 84"	1	250	7046.	5640.	7540.	
	FWUPD96-__	96 x 96"	1	295	8361.	6684.	8947.	
Reverse Diamond Wood Top 	FHOOG36-__	36"	1	90	\$2328.	\$2095.	\$2471.	
	FHOOG42-__	42"	1	95	2526.	2273.	2680.	
	FHOOG48-__	48"	1	100	3010.	2709.	3193.	
	FHOOG54-__	54"	1	120	3840.	3456.	4074.	N/A
	FHOOG60-__	60"	1	145	4505.	4055.	4779.	
	FHOOG72-__	72"	1	175	6238.	5614.	6617.	
	FHOOG84-__	84"	1	250	7742.	6967.	8213.	
	FHOOG96-__	96"	1	295	9261.	8335.	9824.	
Sunburst Wood Top 	FSOOG36-__	36"	1	90	\$2235.	\$1518.	\$2377.	
	FSOOG42-__	42"	1	95	2472.	1894.	2626.	
	FSOOG48-__	48"	1	100	2892.	2077.	3075.	
	FSOOG54-__	54"	1	120	3681.	2530.	3915.	N/A
	FSOOG60-__	60"	1	145	4332.	2971.	4606.	
	FSOOG72-__	72"	1	175	5989.	4339.	6368.	
	FSOOG84-__	84"	1	250	7434.	6060.	7905.	
	FSOOG96-__	96"	1	295	8881.	6836.	9444.	
Straight Grain Wood Top 	FWOOG36-__	36"	1	90	\$2025.	\$1499.	\$2168.	
	FWOOG42-__	42"	1	95	2196.	1742.	2351.	
	FWOOG48-__	48"	1	100	2617.	1972.	2800.	
	FWOOG54-__	54"	1	120	3339.	2459.	3573.	N/A
	FWOOG60-__	60"	1	145	3917.	2839.	4192.	
	FWOOG72-__	72"	1	175	5423.	4115.	5802.	
	FWOOG84-__	84"	1	250	6731.	5587.	7202.	
	FWOOG96-__	96"	1	295	8053.	6304.	8616.	

84" and 96" Round and Square tops are two pieces
 60", 72", 84" and 96" diameter tables are shipped KD



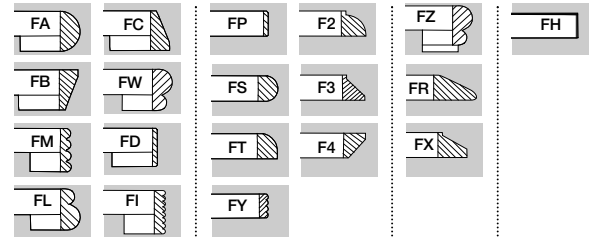
Contemporary Wood/Laminate Top Tables

Wood X Base

Plastic Laminate tops: See page 41
Laminate tops are available in your choice of Nevamar, Wilsonart, Pionite or Formica. The hardwood edges and bases are offered in Walnut, Oak, Mahogany, Cherry or Maple in all Arnold wood finishes.

- FA - 2" Bullnose
- FB - 2" Rev. Bevel
- FM - 2" Reeded
- FI - 2" Serrated
- FL - 2" Duet
- FC - 2" Bevel
- FW - 2" Rev. Duet
- FD - 2" Hardwood
- FZ - 2" Kastina
- FP - 1.25" Hardwood
- FS - 1.25" Bullnose
- FT - 1.25" Quar. Round
- FY - 1.25" Reeded
- F2 - 1.25" Notch 1/4 Rd
- F3 - 1.25" Notch Bevel
- F4 - 1.25" Rev. Bevel
- FR - 1.25" Champfered
- FX - 1.25" Raised Bevel
- FH - 1.25" Self Lam.

Edges: Add letters as suffix to style number

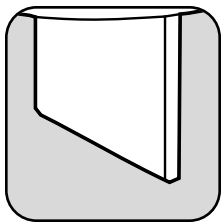


RoundTops

	Style No	Top Dia.	Bases	Wt	Price	Price	Price	Price
Reverse Dianond Wood Top 	FHOWX36-__	36"	1	85	\$2282.	\$2054.	\$2421.	
	FHOWX42-__	42"	1	90	2488.	2239.	2640.	
	FHOWX48-__	48"	1	95	2873.	2585.	3047.	
	FHOWX54-__	54"	1	115	3628.	3267.	3852.	N/A
	FHOWX60-__	60"	1	140	4218.	3797.	4475.	
	FHOWX72-__	72"	1	160	5897.	5307.	6256.	
	FHOWX84-__	84"	1	235	7326.	6594.	7772.	
	FHOWX96-__	96"	1	285	8760.	7885.	9294.	
Sunburst Wood Top 	FSOWX36-__	36"	1	85	\$2202.	\$1466.	\$2341.	
	FSOWX42-__	42"	1	90	2399.	1841.	2551.	
	FSOWX48-__	48"	1	95	2782.	1966.	2956.	
	FSOWX54-__	54"	1	115	3510.	2274.	3731.	N/A
	FSOWX60-__	60"	1	140	4075.	2583.	4332.	
	FSOWX72-__	72"	1	160	5698.	4048.	6057.	
	FSOWX84-__	84"	1	235	7074.	5698.	7519.	
	FSOWX96-__	96"	1	285	8446.	6402.	8980.	
Straight Grain Wood Top 	FWOWX36-__	36"	1	85	\$1985.	\$1341.	\$2123.	
	FWOWX42-__	42"	1	90	2163.	1676.	2315.	
	FWOWX48-__	48"	1	95	2498.	1801.	2672.	
	FWOWX54-__	54"	1	115	3155.	2083.	3376.	N/A
	FWOWX60-__	60"	1	140	3668.	2367.	3925.	
	FWOWX72-__	72"	1	160	5128.	3708.	5486.	
	FWOWX84-__	84"	1	235	6370.	5226.	6816.	
	FWOWX96-__	96"	1	285	7618.	5871.	8152.	
Laminate Top 	FPOWX36-__	36"	1	85	\$1937.	\$1294.	\$2076.	\$1032.
	FPOWX42-__	42"	1	90	2031.	1578.	2183.	1288.
	FPOWX48-__	48"	1	95	2347.	1710.	2523.	1381.
	FPOWX54-__	54"	1	115	2987.	1972.	3207.	1591.
	FPOWX60-__	60"	1	140	3457.	2235.	3714.	1749.
	FPOWX72-__	72"	1	160	4827.	3517.	5185.	2761.
	FPOWX84-__	84"	1	235	6038.	4962.	6485.	4252.
	FPOWX96-__	96"	1	285	7258.	5574.	7790.	4858.

Contemporary Conference

Refer to pages 110-111 for matching credenzas



Contemporary Wood/Laminate Top Tables

Wood Panel Legs

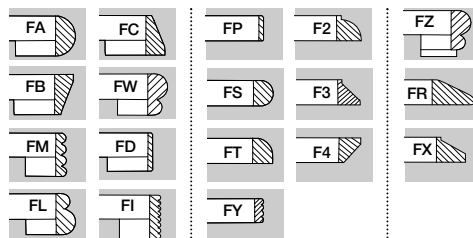
Wood tops are available in Walnut, Oak, Mahogany, Cherry or Maple veneers in all Arnold wood finishes.

See page 40 for information on veneers, borders and inlays.

Delivery time for fancy veneer tops may be slightly longer than other tops.

- FA - 2" Bullnose
- FB - 2" Rev. Bevel
- FM - 2" Reeded
- FI - 2" Serrated
- FL - 2" Duet
- FC - 2" Bevel
- FW - 2" Rev. Duet
- FD - 2" Hardwood
- FZ - 2" Kastina
- FP - 1.25" Hardwood
- FS - 1.25" Bullnose
- FT - 1.25" Quar. Round
- FY - 1.25" Reeded
- F2 - 1.25" Notch 1/4 Rd
- F3 - 1.25" Notch Bevel
- F4 - 1.25" Rev. Bevel
- FR - 1.25" Chamfered
- FX - 1.25" Raised Bevel

Edges: Add letters as suffix to style number



Racetrack Tables

		Style No.	Top Size	Bases	Wt	Price	Price	Price
Conti Wood Top 	Inlay is	FCCPL9648-__	96 x 48"	2	260	\$8477.	\$7629.	\$8810.
	book & butt	FCCPL2048-__	120 x 48"	2	320	11920.	10728.	12366.
	matched	FCCPL4448-__	144 x 48"	3	360	13667.	12300.	14209.
	Burl,	FCCPL6848-__	168 x 48"	3	420	15063.	13557.	15712.
	Birdseye	FCCPL9248-__	192 x 48"	4	450	16459.	14813.	17276.
	Maple, or	FCCPL9260-__	192 x 60"	4	470	18819.	16938.	19637.
	Crotch	FCCPL4060-__	240 x 60"	5	570	22882.	20593.	23856.
	Veneer, 6" border.	FCCPL8860-__	288 x 60"	5	670	25668.	23100.	26843.
Reverse Diamond Wood Top 		FHCPL7236-__	72 x 36"	2	145	\$4046.	\$3640.	\$4254.
		FHCPL8442-__	84 x 42"	2	175	4629.	4166.	4912.
		FHCPL9648-__	96 x 48"	2	240	5613.	5052.	5797.
		FHCPL2048-__	120 x 48"	2	320	7323.	6590.	7768.
		FHCPL4448-__	144 x 48"	3	360	8912.	8022.	9455.
		FHCPL6848-__	168 x 48"	3	420	10669.	9601.	11318.
		FHCPL9260-__	192 x 60"	4	470	13434.	12090.	14251.
		FHCPL4060-__	240 x 60"	5	570	16005.	14405.	16980.
	FHCPL8860-__	288 x 60"	5	670	19304.	17373.	20479.	
Belmont Wood Top 	Tops	FLCPL7236-__	72 x 36"	2	145	\$3950.	\$3556.	\$4167.
	have	FLCPL8442-__	84 x 42"	2	175	4514.	4062.	4810.
	sunburst	FLCPL9648-__	96 x 48"	2	240	5670.	5164.	5866.
	ends and	FLCPL2048-__	120 x 48"	2	320	7363.	6626.	7830.
	.25" applied	FLCPL4448-__	144 x 48"	3	360	8973.	8076.	9542.
	black	FLCPL6848-__	168 x 48"	3	420	10735.	9661.	11416.
	accent	FLCPL9260-__	192 x 60"	4	470	13521.	12169.	14380.
	detail on top and bases.	FLCPL4060-__	240 x 60"	5	570	16105.	14495.	17232.
	FLCPL8860-__	288 x 60"	5	670	19359.	17423.	20594.	
Straight Grain Wood Top 		FWCPL7236-__	72 x 36"	2	145	\$3155.	\$2565.	\$3375.
		FWCPL8442-__	84 x 42"	2	185	3642.	3297.	3898.
		FWCPL9642-__	96 x 42"	2	240	4113.	3592.	4399.
		FWCPL9648-__	96 x 48"	2	260	4299.	3755.	4600.
		FWCPL0848-__	108 x 48"	2	290	5115.	4050.	5472.
		FWCPL2048-__	120 x 48"	2	320	5761.	4566.	6165.
		FWCPL4448-__	144 x 48"	3	360	7013.	5557.	7607.
		FWCPL6848-__	168 x 48"	3	420	8393.	6984.	8980.
		FWCPL9260-__	192 x 60"	4	470	10569.	8791.	11309.
		FWCPL1660-__	216 x 60"	4	520	11263.	10410.	12051.
		FWCPL4060-__	240 x 60"	5	570	13255.	11495.	14183.
	FWCPL8860-__	288 x 60"	5	670	15987.	14388.	17106.	

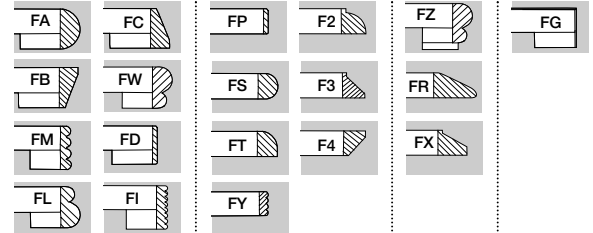
Tops up to and including 144" are supplied in one piece.

Tops 168" or larger are shipped in two pieces. If additional cuts are required, add \$289. per cut.

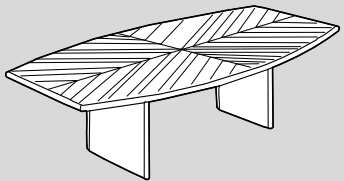
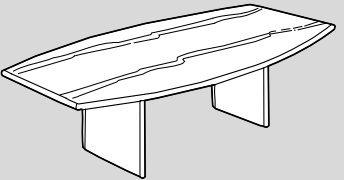
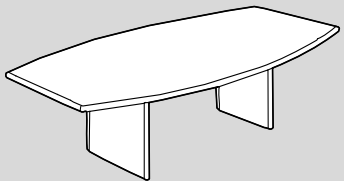
Plastic Laminate tops: See page 41
Laminate tops are available in your choice of Nevamar, Wilsonart, Pionite or Formica. The hardwood edges and bases are offered in Walnut, Oak, Mahogany, Cherry or Maple in all Arnold wood finishes.

- FA - 2" Bullnose
- FB - 2" Rev. Bevel
- FI - 2" Serrated
- FM - 2" Reeded
- FL - 2" Duet
- FC - 2" Bevel
- FW - 2" Rev. Duet
- FD - 2" Hardwood
- FZ - 2" Kastina
- FG - 2" Self Lam.
- FP - 1.25" Hardwood
- FS - 1.25" Bullnose
- FT - 1.25" Quar. Round
- FY - 1.25" Reeded
- F2 - 1.25" Notch 1/4 Rd
- F3 - 1.25" Notch Bevel
- F4 - 1.25" Rev. Bevel
- FR - 1.25" Chamfered
- FX - 1.25" Raised Bevel

Edges: Add letters as suffix to style number



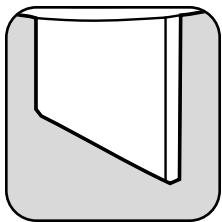
Boatshape Tables

	Style No	Top Size	Bases Wt	Price	Price	Price	Price
Reverse Diamond Top 	FHBPL7236-__	72 x 36 x 30"	2 145	\$2397.	\$2158.	\$2543.	
	FHBPL8442-__	84 x 42 x 36"	2 195	2851.	2565.	3024.	
	FHBPL9642-__	96 x 42 x 36"	2 220	3074.	2767.	3261.	
	FHBPL9648-__	96 x 48 x 36"	2 260	3226.	2903.	3422.	
	FHBPL0848-__	108 x 48 x 36"	2 290	4367.	3930.	4634.	
	FHBPL2048-__	120 x 48 x 36"	2 320	4846.	4361.	5140.	
	FHBPL4448-__	144 x 48 x 36"	3 360	5414.	4873.	5744.	N/A
	FHBPL6848-__	168 x 48 x 36"	3 420	7870.	6994.	8247.	
	FHBPL6860-__	168 x 60 x 48"	3 450	9646.	8682.	10233.	
	FHBPL9260-__	192 x 60 x 48"	4 470	12312.	11081.	13062.	
	FHBPL1660-__	216 x 60 x 48"	4 520	13247.	11923.	14053.	
	FHBPL4060-__	240 x 60 x 48"	5 570	14823.	13340.	15726.	
	FHBPL8860-__	288 x 60 x 48"	5 670	17880.	16092.	18968.	
	Straight Grain Wood Top 	FWBPL7236-__	72 x 36 x 30"	2 145	\$1985.	\$1837.	\$2124.
FWBPL8442-__		84 x 42 x 36"	2 195	2361.	2188.	2526.	
FWBPL9642-__		96 x 42 x 36"	2 220	2545.	2355.	2723.	
FWBPL9648-__		96 x 48 x 36"	2 260	2671.	2474.	2858.	
FWBPL0848-__		108 x 48 x 36"	2 290	3617.	3255.	3870.	
FWBPL2048-__		120 x 48 x 36"	2 320	4013.	3715.	4294.	
FWBPL4448-__		144 x 48 x 36"	3 360	4484.	4150.	4797.	N/A
FWBPL6848-__		168 x 48 x 36"	3 420	6837.	5793.	6989.	
FWBPL6860-__		168 x 60 x 48"	3 450	7989.	7190.	8548.	
FWBPL9260-__		192 x 60 x 48"	4 470	10196.	9135.	10910.	
FWBPL1660-__		216 x 60 x 48"	4 520	10970.	10046.	11738.	
FWBPL4060-__		240 x 60 x 48"	5 570	12276.	11183.	13136.	
FWBPL8860-__		288 x 60 x 48"	5 670	14808.	13453.	15844.	
Laminate Top** 		FPBPL7236-__	72 x 36 x 30"	2 145	\$1767.	\$1618.	\$1906.
	FPBPL8442-__	84 x 42 x 36"	2 195	1979.	1806.	2144.	1420.
	FPBPL9642-__	96 x 42 x 36"	2 220	2081.	1891.	2259.	1532.
	FPBPL9648-__	96 x 48 x 36"	2 260	2152.	2055.	2339.	1615.
	FPBPL0848-__	108 x 48 x 36"	2 290	2907.	2545.	3160.	1926.
	FPBPL2048-__	120 x 48 x 36"	2 320	3085.	2787.	3366.	2230.
	FPBPL4448-__	144 x 48 x 36"	3 360	3283.	2948.	3596.	2504.
	FPBPL6848-__	168 x 48 x 36"	3 420	5236.	4583.	5578.	3715.
	FPBPL6860-__	168 x 60 x 48"	3 450	6351.	5338.	6910.	4676.
	FPBPL9260-__	192 x 60 x 48"	4 470	8340.	7478.	9054.	5666.
	FPBPL1660-__	216 x 60 x 48"	4 520	8895.	8001.	9763.	6185.
	FPBPL4060-__	240 x 60 x 48"	5 570	9655.	8568.	10515.	6508.
	FPBPL8860-__	288 x 60 x 48"	5 670	11750.	10269.	12786.	7950.

** Laminate top tables with FG edge will have matching plastic laminate panel legs unless otherwise requested.
Boatshape tops with 6" radius corners - Add \$250. list per table.

Refer to pages 110-111 for matching credenzas

Contemporary Conference



Contemporary Wood/Laminate Top Tables

Wood Panel Legs

Wood tops are available in Walnut, Oak, Mahogany, Cherry or Maple veneers in all Arnold wood finishes.

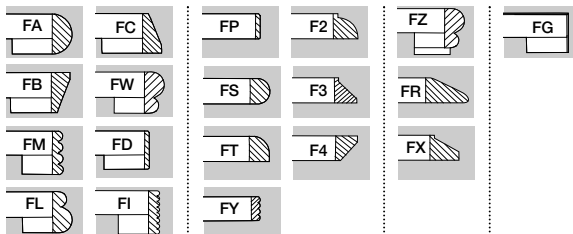
See page 40 for information on veneers, borders and inlays.

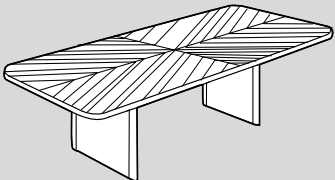
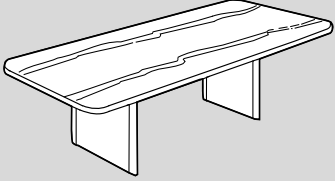
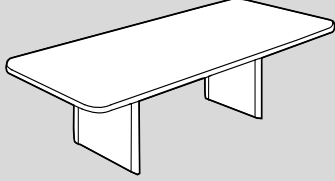
Delivery time for fancy veneer tops may be slightly longer than other tops.

RC Rectangular Tops

- FA - 2" Bullnose
- FB - 2" Rev. Bevel
- FI - 2" Serrated
- FM - 2" Reeded
- FL - 2" Duet
- FC - 2" Bevel
- FW - 2" Rev. Duet
- FD - 2" Hardwood
- FZ - 2" Kastina
- FG - 2" Self Lam.
- FP - 1.25" Hardwood
- FS - 1.25" Bullnose
- FT - 1.25" Quar. Round
- FY - 1.25" Reeded
- F2 - 1.25" Notch 1/4 Rd
- F3 - 1.25" Notch Bevel
- F4 - 1.25" Rev. Bevel
- FR - 1.25" Champfered
- FX - 1.25" Raised Bevel

Edges: Add letters as suffix to style number



	Style No	Top Size	Bases	Wt	Price	Price	Price	Price
Reverse Diamond Wood Top 6" radius corners 	FHUPL7236-__	72 x 36"	2	145	\$2327.	\$2094.	\$2468.	
	FHUPL8442-__	84 x 42"	2	195	2771.	2494.	2940.	
	FHUPL9648-__	96 x 48"	2	260	3167.	2851.	3360.	
	FHUPL0848-__	108 x 48"	2	290	4272.	3844.	4533.	
	FHUPL2048-__	120 x 48"	2	320	4745.	4270.	5034.	
	FHUPL4448-__	144 x 48"	3	360	5221.	4699.	5538.	
	FHUPL6848-__	168 x 48"	3	420	7778.	6521.	8167.	N/A
	FHUPL6860-__	168 x 60"	3	450	9360.	8424.	9930.	
	FHUPL9260-__	192 x 60"	4	470	12016.	10815.	12748.	
	FHUPL1660-__	216 x 60"	4	520	13175.	11858.	13977.	
	FHUPL4060-__	240 x 60"	5	570	14392.	12984.	15268.	
	FHUPL8860-__	288 x 60"	5	670	16218.	15609.	17278.	
Straight Grain Wood Top 6" radius corners 	FWUPL7236-__	72 x 36"	2	145	\$1926.	\$1734.	\$2061.	
	FWUPL8442-__	84 x 42"	2	195	2295.	2066.	2456.	
	FWUPL9648-__	96 x 48"	2	260	2623.	2361.	2806.	
	FWUPL0848-__	108 x 48"	2	290	3538.	3184.	3786.	
	FWUPL2048-__	120 x 48"	2	320	3929.	3536.	4204.	
	FWUPL4448-__	144 x 48"	3	360	4323.	3891.	4626.	N/A
	FWUPL6848-__	168 x 48"	3	420	5240.	5400.	6888.	
	FWUPL6860-__	168 x 60"	3	450	7751.	6976.	8294.	
	FWUPL9260-__	192 x 60"	4	470	9951.	8957.	10648.	
	FWUPL1660-__	216 x 60"	4	520	10911.	9820.	11675.	
	FWUPL4060-__	240 x 60"	5	570	11919.	10989.	12753.	
	FWUPL8860-__	288 x 60"	5	670	14414.	13327.	15423.	
Laminate Top** 6" radius corners 	FPUPL7236-__	72 x 36"	2	145	\$1708.	\$1625.	\$1842.	\$1196.
	FPUPL8442-__	84 x 42"	2	195	1913.	1684.	2074.	1339.
	FPUPL9648-__	96 x 48"	2	260	2104.	2055.	2288.	1638.
	FPUPL0848-__	108 x 48"	2	290	2828.	2474.	3076.	1980.
	FPUPL2048-__	120 x 48"	2	320	3000.	2608.	3276.	2100.
	FPUPL4448-__	144 x 48"	3	360	3122.	2878.	3425.	2402.
	FPUPL6848-__	168 x 48"	3	420	4690.	4477.	5329.	3604.
	FPUPL6860-__	168 x 60"	3	450	6113.	6006.	6656.	4446.
	FPUPL9260-__	192 x 60"	4	470	8095.	7296.	8792.	5366.
	FPUPL1660-__	216 x 60"	4	520	8836.	7972.	9600.	5580.
	FPUPL4060-__	240 x 60"	5	570	9298.	8344.	10133.	5878.
	FPUPL8860-__	288 x 60"	5	670	11357.	10177.	12366.	7766.

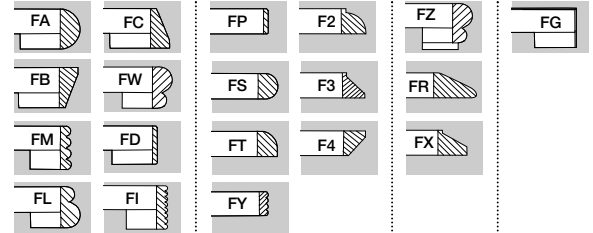
Tops up to and including 144" are supplied in one piece.

Tops 168" or larger are shipped in two pieces. If additional cuts are required, add \$289. per cut

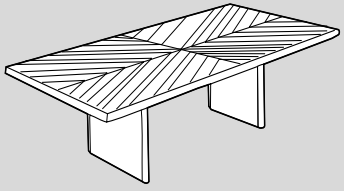
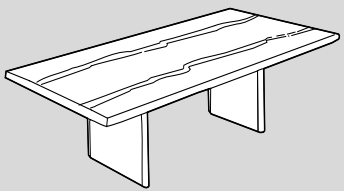
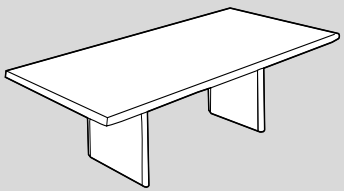
Plastic Laminate tops: See page 41
Laminate tops are available in your choice of Nevamar, Wilsonart, Pionite or Formica. The hardwood edges and bases are offered in Walnut, Oak, Mahogany, Cherry or Maple in all Arnold wood finishes.

- FA - 2" Bullnose
- FB - 2" Rev. Bevel
- FI - 2" Serrated
- FM - 2" Reeded
- FL - 2" Duet
- FC - 2" Bevel
- FW - 2" Rev. Duet
- FD - 2" Hardwood
- FZ - 2" Kastina
- FG - 2" Self Lam.
- FP - 1.25" Hardwood
- FS - 1.25" Bullnose
- FT - 1.25" Quar. Round
- FY - 1.25" Reeded
- F2 - 1.25" Notch 1/4 Rd
- F3 - 1.25" Notch Bevel
- F4 - 1.25" Rev. Bevel
- FR - 1.25" Champfered
- FX - 1.25" Raised Bevel

Edges: Add letters as suffix to style number



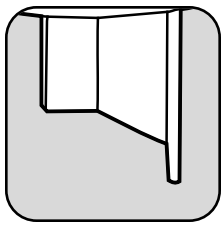
Square Corner Rectangular

	Style No	Top Size	Bases	Wt	Price	Price	Price	Price
Reverse Diamond Wood Top 	FHRPL7236-__	72 x 36"	2	145	\$2283.	\$2055.	\$2421.	
	FHRPL8442-__	84 x 42"	2	195	2707.	2436.	2872.	
	FHRPL9642-__	96 x 42"	2	220	2916.	2625.	3093.	
	FHRPL9648-__	96 x 48"	2	260	3067.	2762.	3254.	
	FHRPL0848-__	108 x 48"	2	290	3838.	3453.	4072.	
	FHRPL2048-__	120 x 48"	2	320	4607.	4146.	4888.	N/A
	FHRPL4448-__	144 x 48"	3	360	5148.	4634.	5461.	
	FHRPL6848-__	168 x 48"	3	420	7641.	6878.	8106.	
	FHRPL6860-__	168 x 60"	3	450	9135.	8216.	9703.	
	FHRPL9260-__	192 x 60"	4	470	11727.	10555.	12441.	
	FHRPL1660-__	216 x 60"	4	520	12901.	11612.	13687.	
	FHRPL4060-__	240 x 60"	5	570	14111.	12700.	14970.	
FHRPL8860-__	288 x 60"	5	670	15989.	15380.	16980.		
Straight Grain Wood Top 	FWRPL7236-__	72 x 36"	2	145	\$1890.	\$1789.	\$2022.	
	FWRPL8442-__	84 x 42"	2	195	2140.	1848.	2399.	
	FWRPL9642-__	96 x 42"	2	220	2414.	2242.	2584.	
	FWRPL9648-__	96 x 48"	2	260	2540.	2355.	2718.	
	FWRPL0848-__	108 x 48"	2	290	3178.	2945.	3400.	
	FWRPL2048-__	120 x 48"	2	320	3815.	3317.	4083.	N/A
	FWRPL4448-__	144 x 48"	3	360	4263.	3672.	4561.	
	FWRPL6848-__	168 x 48"	3	420	6328.	5182.	6771.	
	FWRPL6860-__	168 x 60"	3	450	7750.	6775.	8080.	
	FWRPL9260-__	192 x 60"	4	470	9712.	8736.	10393.	
	FWRPL1660-__	216 x 60"	4	520	10684.	9602.	11432.	
	FWRPL4060-__	240 x 60"	5	570	11687.	10765.	12504.	
FWRPL8860-__	288 x 60"	5	670	14152.	13235.	15143.		
Laminate Top ** 	FPRPL7236-__	72 x 36"	2	145	\$1672.	\$1413.	\$1804.	\$1163.
	FPRPL8442-__	84 x 42"	2	195	1860.	1465.	2017.	1311.
	FPRPL9642-__	96 x 42"	2	220	1950.	1849.	2120.	1406.
	FPRPL9648-__	96 x 48"	2	260	2021.	1960.	2199.	1480.
	FPRPL0848-__	108 x 48"	2	290	2468.	2235.	2691.	1770.
	FPRPL2048-__	120 x 48"	2	320	2887.	2288.	3155.	2057.
	FPRPL4448-__	144 x 48"	3	360	3062.	2752.	3360.	2254.
	FPRPL6848-__	168 x 48"	3	420	4472.	4181.	5461.	3417.
	FPRPL6860-__	168 x 60"	3	450	5913.	5678.	6450.	4271.
	FPRPL9260-__	192 x 60"	4	470	7856.	7076.	8536.	5228.
	FPRPL1660-__	216 x 60"	4	520	8609.	7746.	9357.	5366.
	FPRPL4060-__	240 x 60"	5	570	9066.	8106.	9884.	5670.
FPRPL8860-__	288 x 60"	5	670	11095.	9915.	12085.	7576.	

** Laminate top tables with FG edge will have matching plastic laminate panel legs unless otherwise requested.

Refer to pages 110-111 for matching credenzas

Contemporary Conference



Contemporary Wood/Laminate Top Tables

Folded Panel Legs

Wood tops are available in Walnut, Oak, Mahogany, Cherry or Maple veneers in all Arnold wood finishes.

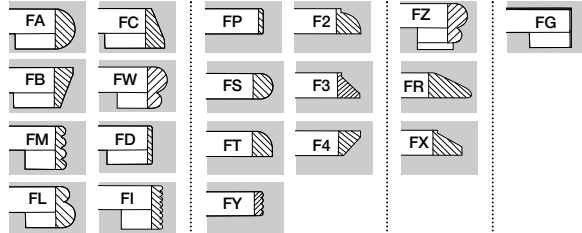
See page 40 for information on veneers, borders and inlays.

Delivery time for fancy veneer tops may be slightly longer than other tops.

Racetrack Tables

- FA - 2" Bullnose
- FB - 2" Rev. Bevel
- FI - 2" Serrated
- FM - 2" Reeded
- FL - 2" Duet
- FC - 2" Bevel
- FW - 2" Rev. Duet
- FD - 2" Hardwood
- FZ - 2" Kastina
- FG - 2" Self Lam.
- FP - 1.25" Hardwood
- FS - 1.25" Bullnose
- FT - 1.25" Quar. Round
- FY - 1.25" Reeded
- F2 - 1.25" Notch 1/4 Rd
- F3 - 1.25" Notch Bevel
- F4 - 1.25" Rev. Bevel
- FR - 1.25" Champfered
- FX - 1.25" Raised Bevel

Edges: Add letters as suffix to style number



	Style No	Top Size	Bases	Wt	Price	Price	Price	Price
Reverse Diamond Wood Top 	FHCFP7236-__	72 x 36"	2	145	\$4246.	\$3840.	\$4454.	
	FHCFP8442-__	84 x 42"	2	195	4829.	4366.	5112.	
	FHCFP9642-__	96 x 42"	2	240	5100.	4620.	5264.	
	FHCFP9648-__	96 x 48"	2	260	5813.	5252.	5997.	
	FHCFP0848-__	108 x 48"	2	290	6552.	5940.	6768.	
	FHCFP2048-__	120 x 48"	2	320	7523.	6790.	7968.	N/A
	FHCFP4448-__	144 x 48"	3*	360	9212.	8322.	9755.	
	FHCFP6848-__	168 x 48"	3*	420	10969.	9901.	11618.	
	FHCFP6860-__	168 x 60"	3*	450	12750.	11550.	13160.	
	FHCFP9260-__	192 x 60"	4	470	13834.	12490.	14651.	
	FHCFP1660-__	216 x 60"	4	520	15380.	13895.	16920.	
	FHCFP4060-__	240 x 60"	5*	570	16505.	14905.	17480.	
FHCFP8860-__	288 x 60"	5*	670	19804.	17873.	20979.		
Straight Grain Wood Top 	FWCFP7236-__	72 x 36"	2	145	\$3355.	\$2765.	\$3575.	
	FWCFP8442-__	84 x 42"	2	195	3842.	3497.	4098.	
	FWCFP9642-__	96 x 42"	2	240	4313.	3792.	4599.	
	FWCFP9648-__	96 x 48"	2	260	4499.	3955.	4800.	
	FWCFP0848-__	108 x 48"	2	290	5315.	4250.	5672.	
	FWCFP2048-__	120 x 48"	2	320	5961.	4766.	6365.	N/A
	FWCFP4448-__	144 x 48"	3*	360	7313.	5857.	7907.	
	FWCFP6848-__	168 x 48"	3*	420	8693.	7284.	9280.	
	FWCFP6860-__	168 x 60"	3*	450	9831.	8238.	10495.	
	FWCFP9260-__	192 x 60"	4	470	10969.	9191.	11709.	
	FWCFP1660-__	216 x 60"	4	520	11663.	10810.	12451.	
	FWCFP4060-__	240 x 60"	5*	570	13755.	11995.	14683.	
FWCFP8860-__	288 x 60"	5*	670	16487.	14888.	17606.		
Laminate Top 	FPCFP7236-__	72 x 36"	2	145	\$3115.	\$2525.	\$3335.	\$2175.
	FPCFP8442-__	84 x 42"	2	195	3421.	3076.	3677.	2739.
	FPCFP9642-__	96 x 42"	2	240	3801.	3280.	4087.	3049.
	FPCFP9648-__	96 x 48"	2	260	3927.	3383.	4228.	3155.
	FPCFP0848-__	108 x 48"	2	290	4532.	3467.	4889.	3656.
	FPCFP2048-__	120 x 48"	2	320	4938.	3743.	5342.	4002.
	FPCFP4448-__	144 x 48"	3*	360	5990.	4534.	6584.	4862.
	FPCFP6848-__	168 x 48"	3*	420	7216.	5807.	7803.	5846.
	FPCFP6860-__	168 x 60"	3*	450	8025.	6432.	8689.	6416.
	FPCFP9260-__	192 x 60"	4	470	8923.	7145.	9663.	7252.
	FPCFP1660-__	216 x 60"	4	520	9375.	8522.	10163.	7341.
	FPCFP4060-__	240 x 60"	5*	570	10865.	9105.	11793.	8351.
FPCFP8860-__	288 x 60"	5*	670	13116.	11517.	14235.	10072.	

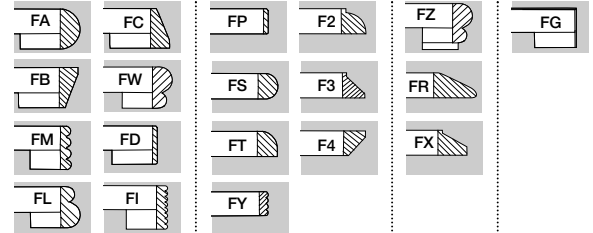
Tops up to and including 144" are supplied in one piece.

Tops 168" or larger are shipped in two pieces. If additional cuts are required, add \$289. per cut.

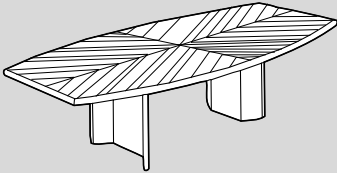
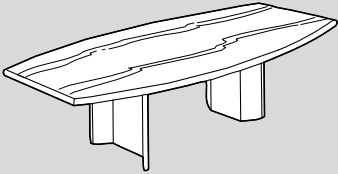
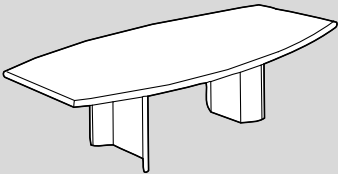
Plastic Laminate tops: See page 41
Laminate tops are available in your choice of Nevamar, Wilsonart, Pionite or Formica. The hardwood edges and bases are offered in Walnut, Oak, Mahogany, Cherry or Maple in all Arnold wood finishes.

- FA - 2" Bullnose
- FB - 2" Rev. Bevel
- FI - 2" Serrated
- FM - 2" Reeded
- FL - 2" Duet
- FC - 2" Bevel
- FW - 2" Rev. Duet
- FD - 2" Hardwood
- FZ - 2" Kastina
- FG - 2" Self Lam.
- FP - 1.25" Hardwood
- FS - 1.25" Bullnose
- FT - 1.25" Quar. Round
- FY - 1.25" Reeded
- F2 - 1.25" Notch 1/4 Rd
- F3 - 1.25" Notch Bevel
- F4 - 1.25" Rev. Bevel
- FR - 1.25" Champfered
- FX - 1.25" Raised Bevel

Edges: Add letters as suffix to style number



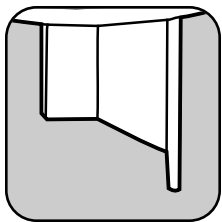
Boatshape Tables

	Style No	Top Size	Bases Wt	Price	Price	Price	Price
Reverse Diamond Top 	FHBFP7236-	72 x 36 x 30"	2 145	\$2597.	\$2358.	\$2743.	
	FHBFP8442-	84 x 42 x 36"	2 195	3051.	2765.	3224.	
	FHBFP9642-	96 x 42 x 36"	2 220	3274.	2967.	3461.	
	FHBFP9648-	96 x 48 x 36"	2 260	3426.	3103.	3622.	
	FHBFP0848-	108 x 48 x 36"	2 290	4567.	4130.	4834.	
	FHBFP2048-	120 x 48 x 36"	2 320	5046.	4561.	5340.	
	FHBFP4448-	144 x 48 x 36"	3* 360	5714.	5173.	6044.	N/A
	FHBFP6848-	168 x 48 x 36"	3* 420	8170.	7294.	8547.	
	FHBFP6860-	168 x 60 x 48"	3* 450	9946.	8982.	10533.	
	FHBFP9260-	192 x 60 x 48"	4 470	12712.	11481.	13462.	
	FHBFP1660-	216 x 60 x 48"	4 520	13647.	12323.	14453.	
	FHBFP4060-	240 x 60 x 48"	5* 570	15323.	13840.	16226.	
	FHBFP8860-	288 x 60 x 48"	5* 670	18380.	16592.	19468.	
	Straight Grain Wood Top 	FWBFP7236-	72 x 36 x 30"	2 145	\$2185.	\$2037.	\$2324.
FWBFP8442-		84 x 42 x 36"	2 195	2561.	2388.	2726.	
FWBFP9642-		96 x 42 x 36"	2 220	2745.	2555.	2923.	
FWBFP9648-		96 x 48 x 36"	2 260	2871.	2674.	3058.	
FWBFP0848-		108 x 48 x 36"	2 290	3817.	3455.	4070.	
FWBFP2048-		120 x 48 x 36"	2 320	4213.	3915.	4494.	
FWBFP4448-		144 x 48 x 36"	3* 360	4784.	4450.	5097.	N/A
FWBFP6848-		168 x 48 x 36"	3* 420	7137.	6093.	7289.	
FWBFP6860-		168 x 60 x 48"	3* 450	8289.	7490.	8848.	
FWBFP9260-		192 x 60 x 48"	4 470	10596.	9535.	11310.	
FWBFP1660-		216 x 60 x 48"	4 520	11370.	10446.	12138.	
FWBFP4060-		240 x 60 x 48"	5* 570	12776.	11683.	13636.	
FWBFP8860-		288 x 60 x 48"	5* 670	15308.	13953.	16344.	
Laminate Top 		FPBFP7236-	72 x 36 x 30"	2 145	\$1967.	\$1818.	\$2106.
	FPBFP8442-	84 x 42 x 36"	2 195	2179.	2006.	2344.	1620.
	FPBFP9642-	96 x 42 x 36"	2 220	2281.	2091.	2459.	1732.
	FPBFP9648-	96 x 48 x 36"	2 260	2352.	2255.	2539.	1815.
	FPBFP0848-	108 x 48 x 36"	2 290	3107.	2745.	3360.	2126.
	FPBFP2048-	120 x 48 x 36"	2 320	3285.	2987.	3566.	2430.
	FPBFP4448-	144 x 48 x 36"	3* 360	3583.	3248.	3896.	2804.
	FPBFP6848-	168 x 48 x 36"	3* 420	5536.	4883.	5878.	4015.
	FPBFP6860-	168 x 60 x 48"	3* 450	6651.	5638.	7210.	4976.
	FPBFP9260-	192 x 60 x 48"	4 470	8740.	7878.	9454.	6066.
	FPBFP1660-	216 x 60 x 48"	4 520	9295.	8401.	10163.	6585.
	FPBFP4060-	240 x 60 x 48"	5* 570	10155.	9068.	11015.	7008.
	FPBFP8860-	288 x 60 x 48"	5* 670	12250.	10769.	13286.	8450.

* Center leg will be a straight panel on all folded panel tables with 3 or 5 legs.

Refer to pages 110-111 for matching credenzas

Boatshape tops with 6" radius corners - Add \$250. list per table.



Contemporary Wood/Laminate Top Tables

Folded Panel Legs

Wood tops are available in Walnut, Oak, Mahogany, Cherry or Maple veneers in all Arnold wood finishes.

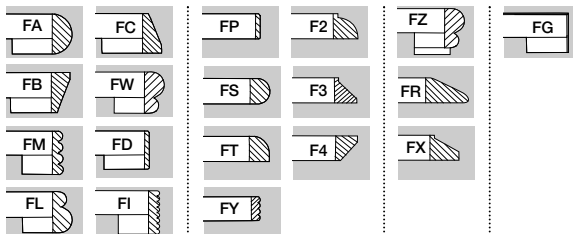
See page 40 for information on veneers, borders and inlays.

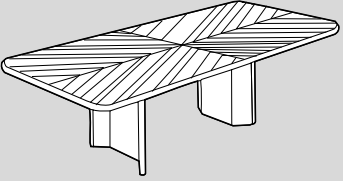
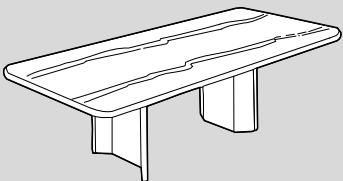
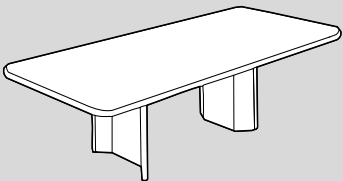
Delivery time for fancy veneer tops may be slightly longer than other tops.

Round Corner Rectangular

- FA - 2" Bullnose
- FB - 2" Rev. Bevel
- FI - 2" Serrated
- FM - 2" Reeded
- FL - 2" Duet
- FC - 2" Bevel
- FW - 2" Rev. Duet
- FD - 2" Hardwood
- FZ - 2" Kastina
- FG - 2" Self Lam.
- FP - 1.25" Hardwood
- FS - 1.25" Bullnose
- FT - 1.25" Quar. Round
- FY - 1.25" Reeded
- F2 - 1.25" Notch 1/4 Rd
- F3 - 1.25" Notch Bevel
- F4 - 1.25" Rev. Bevel
- FR - 1.25" Champfered
- FX - 1.25" Raised Bevel

Edges: Add letters as suffix to style number



	Style No	Top Size	Bases	Wt	Price	Price	Price	Price
Reverse Diamond Wood Top 6" radius corners 	FHUPF7236-__	72 x 36"	2	145	\$2527.	\$2294.	\$2668.	
	FHUPF8442-__	84 x 42"	2	195	2971.	2694.	3140.	
	FHUPF9648-__	96 x 48"	2	260	3367.	3051.	3560.	
	FHUPF0848-__	108 x 48"	2	290	4472.	4044.	4733.	
	FHUPF2048-__	120 x 48"	2	320	4945.	4470.	5234.	
	FHUPF4448-__	144 x 48"	3*	360	5321.	4999.	5838.	
	FHUPF6848-__	168 x 48"	3*	420	8078.	6821.	8467.	N/A
	FHUPF6860-__	168 x 60"	3*	450	9660.	8724.	10230.	
	FHUPF9260-__	192 x 60"	4	470	12416.	11215.	13148.	
	FHUPF1660-__	216 x 60"	4	520	13575.	12258.	14377.	
	FHUPF4060-__	240 x 60"	5*	570	14892.	13484.	15768.	
	FHUPF8860-__	288 x 60"	5*	670	16718.	16109.	17778.	
Straight Grain Wood Top 6" radius corners 	FWUPF7236-__	72 x 36"	2	145	\$2126.	\$1934.	\$2261.	
	FWUPF8442-__	84 x 42"	2	195	2495.	2266.	2656.	
	FWUPF9648-__	96 x 48"	2	260	2823.	2561.	3006.	
	FWUPF0848-__	108 x 48"	2	290	3738.	3384.	3986.	
	FWUPF2048-__	120 x 48"	2	320	4129.	3736.	4404.	
	FWUPF4448-__	144 x 48"	3*	360	4623.	4191.	4926.	
	FWUPF6848-__	168 x 48"	3*	420	5540.	5700.	7188.	N/A
	FWUPF6860-__	168 x 60"	3*	450	8051.	7276.	8594.	
	FWUPF9260-__	192 x 60"	4	470	10351.	9357.	11048.	
	FWUPF1660-__	216 x 60"	4	520	11311.	10220.	12075.	
	FWUPF4060-__	240 x 60"	5*	570	12419.	11489.	13253.	
	FWUPF8860-__	288 x 60"	5*	670	14914.	13827.	15923.	
Laminate Top 6" radius corners 	FPUFP7236-__	72 x 36"	2	145	\$1908.	\$1825.	\$2042.	\$1396.
	FPUFP8442-__	84 x 42"	2	195	2113.	1884.	2274.	1539.
	FPUFP9648-__	96 x 48"	2	260	2304.	2255.	2488.	1838.
	FPUFP0848-__	108 x 48"	2	290	3028.	2674.	3276.	2180.
	FPUFP2048-__	120 x 48"	2	320	3200.	2808.	3476.	2300.
	FPUFP4448-__	144 x 48"	3*	360	3422.	3178.	3725.	2702.
	FPUFP6848-__	168 x 48"	3*	420	4990.	4777.	5629.	3904.
	FPUFP6860-__	168 x 60"	3*	450	6413.	6306.	6956.	4746.
	FPUFP9260-__	192 x 60"	4	470	8495.	7696.	9192.	5766.
	FPUFP1660-__	216 x 60"	4	520	9236.	8372.	10000.	5980.
	FPUFP4060-__	240 x 60"	5*	570	9798.	8844.	10633.	6378.
	FPUFP8860-__	288 x 60"	5*	670	11857.	10677.	12866.	8266.

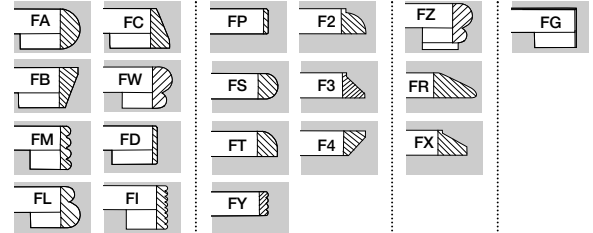
Tops up to and including 144" are supplied in one piece.

Tops 168" or larger are shipped in two pieces. If additional cuts are required, add \$289. per cut.

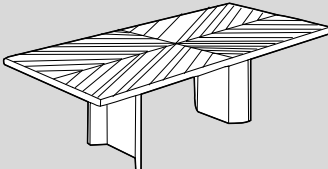
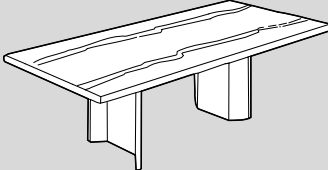
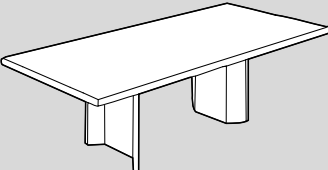
Plastic Laminate tops: See page 41
Laminate tops are available in your choice of Nevamar, Wilsonart, Pionite or Formica. The hardwood edges and bases are offered in Walnut, Oak, Mahogany, Cherry or Maple in all Arnold wood finishes.

- FA - 2" Bullnose
- FB - 2" Rev. Bevel
- FI - 2" Serrated
- FM - 2" Reeded
- FL - 2" Duet
- FC - 2" Bevel
- FW - 2" Rev. Duet
- FD - 2" Hardwood
- FZ - 2" Kastina
- FG - 2" Self Lam.
- FP - 1.25" Hardwood
- FS - 1.25" Bullnose
- FT - 1.25" Quar. Round
- FY - 1.25" Reeded
- F2 - 1.25" Notch 1/4 Rd
- F3 - 1.25" Notch Bevel
- F4 - 1.25" Rev. Bevel
- FR - 1.25" Champfered
- FX - 1.25" Raised Bevel

Edges: Add letters as suffix to style number




Square Corner Rectangular

	Style No	Top Size	Bases	Wt	Price	Price	Price	Price
Reverse Diamond Wood Top 	FHRFP7236-__	72 x 36"	2	145	\$2483.	\$2255.	\$2621.	
	FHRFP8442-__	84 x 42"	2	185	2907.	2635.	3072.	
	FHRFP9648-__	96 x 48"	2	260	3267.	2962.	3454.	
	FHRFP2048-__	120 x 48"	2	320	4807.	4346.	5088.	
	FHRFP4448-__	144 x 48"	3*	360	5448.	4934.	5761.	N/A
	FHRFP6848-__	168 x 48"	3*	420	7941.	7178.	8406.	
	FHRFP9260-__	192 x 60"	4	470	12127.	10955.	12841.	
	FHRFP1660-__	216 x 60"	4	520	13301.	12012.	14087.	
	FHRFP4060-__	240 x 60"	5*	570	14611.	13200.	15470.	
	FHRFP8860-__	288 x 60"	5*	670	16489.	15880.	17480.	
Straight Grain Wood Top 	FWRFP7236-__	72 x 36"	2	145	\$2090.	\$1716.	\$2222.	
	FWRFP8442-__	84 x 42"	2	185	2340.	2048.	2599.	
	FWRFP9642-__	96 x 42"	2	240	2614.	2442.	2784.	
	FWRFP9648-__	96 x 48"	2	260	2740.	2555.	2918.	
	FWRFP0848-__	108 x 48"	2	290	3378.	3145.	3600.	
	FWRFP2048-__	120 x 48"	2	320	4015.	3517.	4283.	N/A
	FWRFP4448-__	144 x 48"	3*	360	4563.	3972.	4861.	
	FWRFP6848-__	168 x 48"	3*	420	6628.	5482.	7071.	
	FWRFP9260-__	192 x 60"	4	470	10112.	9136.	10793.	
	FWRFP1660-__	216 x 60"	4	520	11084.	10002.	11832.	
FWRFP4060-__	240 x 60"	5*	570	12187.	11265.	13004.		
FWRFP8860-__	288 x 60"	5*	670	14652.	13735.	15643.		
Laminate Top 	FPRFP7236-__	72 x 36"	2	145	\$1872.	\$1606.	\$2004.	\$1363.
	FPRFP8442-__	84 x 42"	2	185	2060.	1665.	2217.	1511.
	FPRFP9642-__	96 x 42"	2	240	2150.	2049.	2320.	1606.
	FPRFP9648-__	96 x 48"	2	260	2221.	2160.	2399.	1680.
	FPRFP0848-__	108 x 48"	2	290	2668.	2435.	2891.	1970.
	FPRFP2048-__	120 x 48"	2	320	3087.	2488.	3355.	2257.
	FPRFP4448-__	144 x 48"	3*	360	3362.	3052.	3660.	2554.
	FPRFP6848-__	168 x 48"	3*	420	4772.	4481.	5761.	3717.
	FPRFP9260-__	192 x 60"	4	470	8256.	7476.	8936.	5628.
	FPRFP1660-__	216 x 60"	4	520	9009.	8146.	9757.	5766.
FPRFP4060-__	240 x 60"	5*	570	9566.	8606.	10384.	6170.	
FPRFP8860-__	288 x 60"	5*	670	11595.	10415.	12585.	8076.	

* Center leg will be a straight panel on all folded panel tables with 3 or 5 legs.

Refer to pages 110-111 for matching credenzas

Contemporary Conference



Contemporary Wood/Laminate Top Tables

DC Wood Legs (7" thick)

Wood tops are available in Walnut, Oak, Mahogany, Cherry or Maple veneers in all Arnold wood finishes.

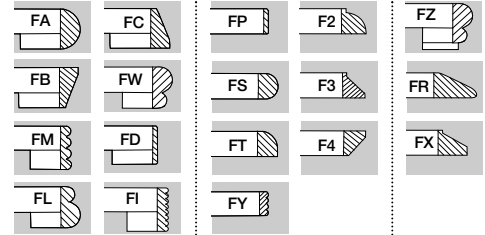
See page 40 for information on veneers, borders and inlays.

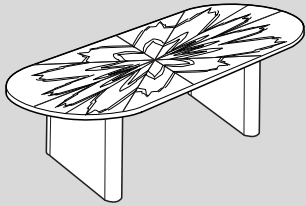
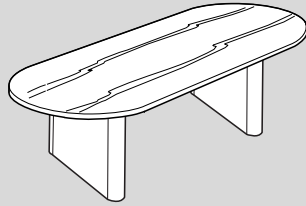
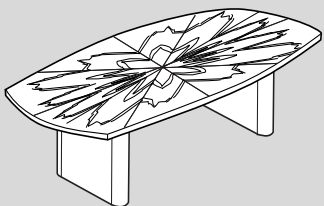
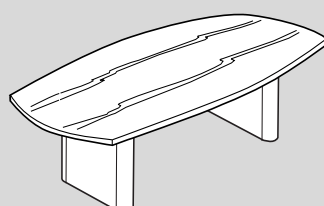
Delivery time for fancy veneer tops may be slightly longer than other tops.

Racetrack & CE Boatshape

- FA - 2" Bullnose
- FB - 2" Rev. Bevel
- FI - 2" Serrated
- FM - 2" Reeded
- FL - 2" Duet
- FC - 2" Bevel
- FW - 2" Rev. Duet
- FD - 2" Hardwood
- FZ - 2" Kastina
- FP - 1.25" Hardwood
- FS - 1.25" Bullnose
- FT - 1.25" Quar. Round
- FY - 1.25" Reeded
- F2 - 1.25" Notch 1/4 Rd
- F3 - 1.25" Notch Bevel
- F4 - 1.25" Rev. Bevel
- FR - 1.25" Champfered
- FX - 1.25" Raised Bevel

Edges: Add letters as suffix to style number



	Style No.	Top Size	Bases	Wt	Price	Price	Price
Racetrack Starburst Wood Top 	F2CDC8442-__	84 x 42"	2	220	\$8800	\$8120.	\$9110.
	F2CDC9648-__	96 x 48"	2	280	9283.	8540.	9690.
	F2CDC2048-__	120 x 48"	2	340	13049.	12139.	13560.
	F2CDC4448-__	144 x 48"	3	380	14965.	14217.	15610.
	F2CDC6848-__	168 x 48"*	3	450	16498.	15837.	17253.
	F2CDC6860-__	168 x 60"*	3	470	18081.	17420.	19451.
	F2CDC9260-__	192 x 60"*	4	490	20617.	19792.	21649.
	F2CDC4060-__	240 x 60"*	4	610	25060.	23814.	26265.
	F2CDC8860-__	288 x 60"*	4	660	28125.	26724.	29571.
	Racetrack Straight Grain Wood Top 	FWCDC8442-__	84 x 42"	2	220	\$4836.	\$4500.
FWCDC9648-__		96 x 48"	2	280	5569.	5266.	5942.
FWCDC2048-__		120 x 48"	2	340	7570.	6819.	8081.
FWCDC4448-__		144 x 48"	3	380	9570.	8704.	10404.
FWCDC6848-__		168 x 48"	3	450	11130.	10160.	11891.
FWCDC6860-__		168 x 60"	3	470	13850.	12638.	14800.
FWCDC9260-__		192 x 60"	4	490	15053.	13538.	16088.
FWCDC4060-__		240 x 60"	4	610	17483.	15721.	18689.
FWCDC8860-__		288 x 60"	4	660	21036.	18810.	22491.
Curved End Boatshape Starburst Wood Top 		F2ECDC8442-__	84 x 42 x 36"	2	220	\$7920.	\$7308.
	F2ECDC9648-__	96 x 48 x 36"	2	280	8355.	7686.	8721.
	F2ECDC2048-__	120 x 48 x 36"	2	340	11744.	10925.	12204.
	F2ECDC4448-__	144 x 48 x 36"	3	380	13469.	12795.	14049.
	F2ECDC6848-__	168 x 48 x 36"*	3	450	14848.	14253.	15528.
	F2ECDC6860-__	168 x 60 x 48"*	3	470	16273.	15678.	17506.
	F2ECDC9260-__	192 x 60 x 48"*	4	490	18555.	17813.	19484.
	F2ECDC4060-__	240 x 60 x 48"*	4	610	22554.	21433.	23639.
	F2ECDC8860-__	288 x 60 x 48"*	4	660	25313.	24054.	26614.
	Curved End Boatshape Straight Grain Wood Top 	FWECDC8442-__	84 x 42 x 36"	2	220	\$4926.	\$4446.
FWECDC9648-__		96 x 48 x 36"	2	280	5460.	5163.	5825.
FWECDC2048-__		120 x 48 x 36"	2	340	7422.	6685.	7923.
FWECDC4448-__		144 x 48 x 36"	3	380	9382.	8533.	10200.
FWECDC6848-__		168 x 48 x 36"	3	450	10912.	9961.	11658.
FWECDC6860-__		168 x 60 x 48"	3	470	13578.	12390.	14510.
FWECDC9260-__		192 x 60 x 48"	4	490	14758.	13273.	15773.
FWECDC4060-__		240 x 60 x 48"	4	610	17140.	15413.	18323.
FWECDC8860-__		288 x 60 x 48"	4	660	20624.	18441.	22050.

Tops up to and including 144" are supplied in one piece.

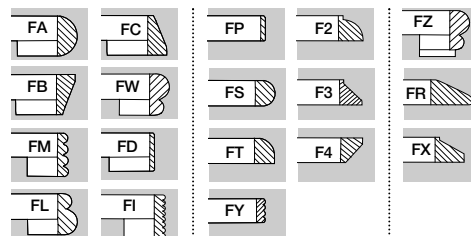
Tops 168" or larger are shipped in two pieces. If additional cuts are required, add \$289. per cut.

* Supplied with 2 Starbursts per top.

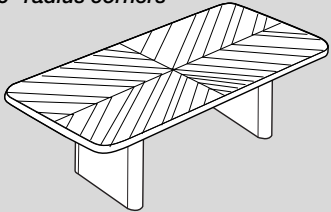
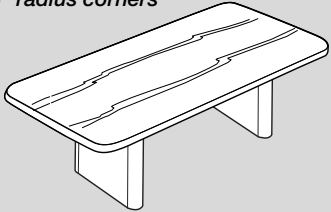
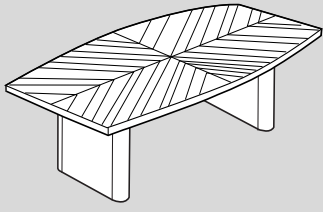
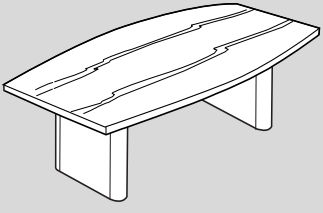
Plastic Laminate tops: See page 41
Laminate tops are available in your choice of Nevamar, Wilsonart, Pionite or Formica. The hardwood edges and bases are offered in Walnut, Oak, Mahogany, Cherry or Maple in all Arnold wood finishes.

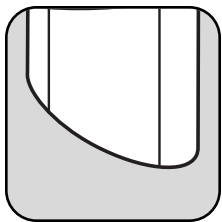
- FA - 2" Bullnose
- FB - 2" Rev. Bevel
- FI - 2" Serrated
- FM - 2" Reeded
- FL - 2" Duet
- FC - 2" Bevel
- FW - 2" Rev. Duet
- FD - 2" Hardwood
- FZ - 2" Kastina
- FP - 1.25" Hardwood
- FS - 1.25" Bullnose
- FT - 1.25" Quar. Round
- FY - 1.25" Reeded
- F2 - 1.25" Notch 1/4 Rd
- F3 - 1.25" Notch Bevel
- F4 - 1.25" Rev. Bevel
- FR - 1.25" Champfered
- FX - 1.25" Raised Bevel

Edges: Add letters as suffix to style number



RC Rect. & Boatshape Tops

	Style No.	Top Size	Bases	Wt	Price	Price	Price
Rect. Reverse Diamond Wood Top 6" radius corners 	FHUDC8442-__	84 x 42"	2	220	\$5260.	\$4510.	\$5490.
	FHUDC9648-__	96 x 48"	2	280	8147.	7453.	8644.
	FHUDC2048-__	120 x 48"	2	340	10311.	9423.	10939.
	FHUDC4448-__	144 x 48"	3	380	12028.	11010.	12760.
	FHUDC6848-__	168 x 48"	3	450	15690.	13761.	15950.
	FHUDC6860-__	168 x 60"	3	470	16197.	14786.	17182.
	FHUDC9260-__	192 x 60"	4	490	18801.	17152.	19946.
	FHUDC4060-__	240 x 60"	4	610	22557.	20811.	23932.
	FHUDC8860-__	288 x 60"	4	660			
Rect. Straight Grain Wood Top 6" radius corners 	FWUDC8442-__	84 x 42"	2	220	\$4430.	\$4120.	\$4849.
	FWUDC9648-__	96 x 48"	2	280	5086.	4806.	5442.
	FWUDC2048-__	120 x 48"	2	340	7085.	6389.	7581.
	FWUDC4448-__	144 x 48"	3	380	8966.	8078.	9593.
	FWUDC6848-__	168 x 48"	3	450	10458.	9440.	11190.
	FWUDC6860-__	168 x 60"	3	470	13073.	11800.	13989.
	FWUDC9260-__	192 x 60"	4	490	14083.	12673.	15069.
	FWUDC4060-__	240 x 60"	4	610	16349.	14700.	17493.
	FWUDC8860-__	288 x 60"	4	660	19647.	17900.	21021.
Boatshape Reverse Diamond Wood Top 	FHBDC8442-__	84 x 42 x 36"	2	220	\$5432.	\$4900.	\$5720.
	FHBDC9648-__	96 x 48 x 36"	2	280	6102.	5799.	6474.
	FHBDC2048-__	120 x 48 x 36"	2	340	8398.	7648.	8909.
	FHBDC4448-__	144 x 48 x 36"	3	380	10693.	9829.	11344.
	FHBDC6848-__	168 x 48 x 36"	3	450	12485.	11517.	13244.
	FHBDC6860-__	168 x 60 x 48"	3	470	15607.	14395.	16556.
	FHBDC9260-__	192 x 60 x 48"	4	490	16987.	15476.	18020.
	FHBDC4060-__	240 x 60 x 48"	4	610	19778.	18018.	20982.
	FHBDC8860-__	288 x 60 x 48"	4	660	23856.	21633.	25309.
Boatshape Straight Grain Wood Top 	FWBDC8442-__	84 x 42 x 36"	2	220	\$4690.	\$4371.	\$4990.
	FWBDC9648-__	96 x 48 x 36"	2	280	5210.	4913.	5575.
	FWBDC2048-__	120 x 48 x 36"	2	340	7172.	6435.	7673.
	FWBDC4448-__	144 x 48 x 36"	3	380	9132.	8283.	9770.
	FWBDC6848-__	168 x 48 x 36"	3	450	10662.	9711.	11408.
	FWBDC6860-__	168 x 60 x 48"	3	470	13328.	12140.	14260.
	FWBDC9260-__	192 x 60 x 48"	4	490	14508.	13023.	15523.
	FWBDC4060-__	240 x 60 x 48"	4	610	16890.	15163.	18073.
	FWBDC8860-__	288 x 60 x 48"	4	660	20374.	18191.	21800.



Contemporary Wood/Laminate Top Tables

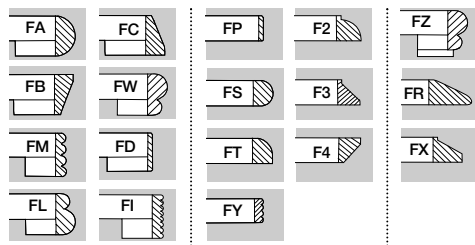
Oval Panel Wood Legs

Wood tops are available in Walnut, Oak, Mahogany, Cherry or Maple veneers in all Arnold wood finishes.
See page 40 for information on veneers, borders and inlays.

Delivery time for fancy veneer tops may be slightly longer than other tops.

- FA - 2" Bullnose
- FB - 2" Rev. Bevel
- FI - 2" Serrated
- FM - 2" Reeded
- FL - 2" Duet
- FC - 2" Bevel
- FW - 2" Rev. Duet
- FD - 2" Hardwood
- FZ - 2" Kastina
- FP - 1.25" Hardwood
- FS - 1.25" Bullnose
- FT - 1.25" Quar. Round
- FY - 1.25" Reeded
- F2 - 1.25" Notch 1/4 Rd
- F3 - 1.25" Notch Bevel
- F4 - 1.25" Rev. Bevel
- FR - 1.25" Champfered
- FX - 1.25" Raised Bevel

Edges: Add letters as suffix to style number



Racetrack & CE Boatshape

	Style No.	Top Size	Bases	Wt	Price	Price	Price
Racetrack Starburst Wood Top 	F2COP8442-__	84 x 42"	2	220	\$8620.	\$8360.	\$9300.
	F2COP9648-__	96 x 48"	2	280	9483.	8740.	9820.
	F2COP2048-__	120 x 48"	2	340	13249.	12339.	13760.
	F2COP4448-__	144 x 48"	3	380	15265.	14517.	15910.
	F2COP6848-__	168 x 48"*	3	450	16798.	16137.	17553.
	F2COP9248-__	192 x 48"*	4	470	18381.	17720.	19751.
	F2COP9260-__	192 x 60"*	4	490	20917.	20092.	21949.
	F2COP4060-__	240 x 60"*	4	610	25460.	24214.	26665.
	F2COP8860-__	288 x 60"*	4	660	28525.	27124.	29971.
Racetrack Straight Grain Wood Top 	FWCOP8442-__	84 x 42"	2	220	\$5100.	\$4810.	\$5320.
	FWCOP9648-__	96 x 48"	2	280	5769.	5466.	6142.
	FWCOP2048-__	120 x 48"	2	340	7770.	7019.	8281.
	FWCOP4448-__	144 x 48"	3	380	9870.	9004.	10704.
	FWCOP6848-__	168 x 48"	3	450	11430.	10460.	12191.
	FWCOP6860-__	168 x 60"	3	470	14150.	12938.	15100.
	FWCOP9260-__	192 x 60"	4	490	15353.	13838.	16388.
	FWCOP4060-__	240 x 60"	4	610	17883.	16121.	19089.
	FWCOP8860-__	288 x 60"	4	660	21436.	19210.	22891.
Curved End Boatshape Starburst Wood Top 	F2EOP8442-__	84 x 42 x 36"	2	220	\$7758.	\$7524.	\$8370.
	F2EOP9648-__	96 x 48 x 36"	2	280	8535.	7866.	8838.
	F2EOP2048-__	120 x 48 x 36"	2	340	11924.	11105.	12384.
	F2EOP4448-__	144 x 48 x 36"	3	380	13739.	13065.	14319.
	F2EOP6848-__	168 x 48 x 36"*	3	450	15118.	14523.	15798.
	F2EOP6860-__	168 x 60 x 48"*	3	470	16543.	15948.	17776.
	F2EOP9260-__	192 x 60 x 48"*	4	490	18825.	18083.	19754.
	F2EOP4060-__	240 x 60 x 48"*	4	610	22914.	21793.	23999.
	F2EOP8860-__	288 x 60 x 48"*	4	660	25673.	24412.	26974.
Curved End Boatshape Straight Grain Wood Top 	FWEOP8442-__	84 x 42 x 36"	2	220	\$5120.	\$4720.	\$5143.
	FWEOP9648-__	96 x 48 x 36"	2	280	5660.	5363.	6225.
	FWEOP2048-__	120 x 48 x 36"	2	340	7622.	6865.	8123.
	FWEOP4448-__	144 x 48 x 36"	3	380	9682.	8833.	10500.
	FWEOP6848-__	168 x 48 x 36"	3	450	11212.	10261.	11958.
	FWEOP6860-__	168 x 60 x 48"	3	470	13878.	12690.	14810.
	FWEOP9260-__	192 x 60 x 48"	4	490	15058.	13573.	16073.
	FWEOP4060-__	240 x 60 x 48"	4	610	17540.	15813.	18723.
	FWEOP8860-__	288 x 60 x 48"	4	660	21024.	18841.	22450.

Tops up to and including 144" are supplied in one piece.

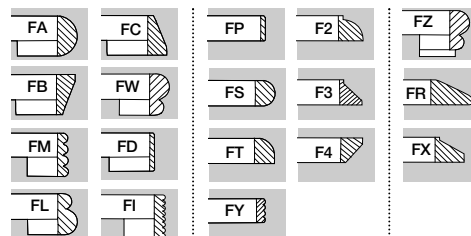
Tops 168" or larger are shipped in two pieces. If additional cuts are required, add \$289. per cut.

* Supplied with 2 Starbursts per top.

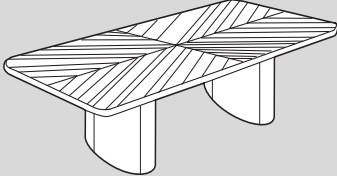
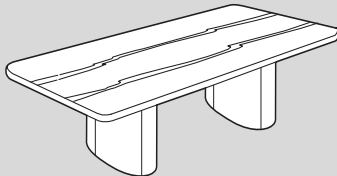
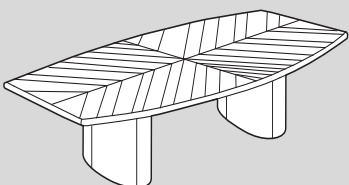
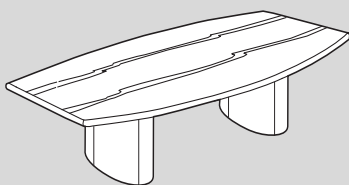
Plastic Laminate tops: See page 41
Laminate tops are available in your choice of Nevamar, Wilsonart, Pionite or Formica. The hardwood edges and bases are offered in Walnut, Oak, Mahogany, Cherry or Maple in all Arnold wood finishes.

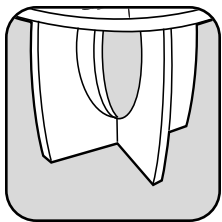
- FA - 2" Bullnose
- FB - 2" Rev. Bevel
- FI - 2" Serrated
- FM - 2" Reeded
- FL - 2" Duet
- FC - 2" Bevel
- FW - 2" Rev. Duet
- FD - 2" Hardwood
- FZ - 2" Kastina
- FP - 1.25" Hardwood
- FS - 1.25" Bullnose
- FT - 1.25" Quar. Round
- FY - 1.25" Reeded
- F2 - 1.25" Notch 1/4 Rd
- F3 - 1.25" Notch Bevel
- F4 - 1.25" Rev. Bevel
- FR - 1.25" Champfered
- FX - 1.25" Raised Bevel

Edges: Add letters as suffix to style number



RC Rect. & Boatshape Tops

	Style No.	Top Size	Bases	Wt	Price	Price	Price
Rect. Reverse Diamond Wood Top 6" radius corners 	FHUOP8442-__	84 x 42"	2	220	\$5432.	\$4810.	\$5831.
	FHUOP9648-__	96 x 48"	2	280	6049.	5764.	6406.
	FHUOP2048-__	120 x 48"	2	340	8347.	7653.	8844.
	FHUOP4448-__	144 x 48"	3	380	10611.	9723.	11239.
	FHUOP6848-__	168 x 48"	3	450	12328.	11310.	13060.
	FHUOP6860-__	168 x 60"	3	470	15990.	14061.	16250.
	FHUOP9260-__	192 x 60"	4	490	16497.	15086.	17482.
	FHUOP4060-__	240 x 60"	4	610	19201.	17552.	20346.
	FHUOP8860-__	288 x 60"	4	660	22957.	21211.	24332.
Rect. Straight Grain Wood Top 6" radius corners 	FWUOP8442-__	84 x 42"	2	220	\$4835.	\$4475.	\$4990.
	FWUOP9648-__	96 x 48"	2	280	5286.	5006.	5642.
	FWUOP2048-__	120 x 48"	2	340	7285.	6589.	7781.
	FWUOP4448-__	144 x 48"	3	380	9266.	8378.	9893.
	FWUOP6848-__	168 x 48"	3	450	10758.	9740.	11490.
	FWUOP6860-__	168 x 60"	3	470	13373.	12100.	14289.
	FWUOP9260-__	192 x 60"	4	490	14383.	12973.	15369.
	FWUOP4060-__	240 x 60"	4	610	16749.	15100.	17893.
	FWUOP8860-__	288 x 60"	4	660	20047.	18300.	21421.
Boatshape Reverse Diamond Wood Top 	FHBOP8442-__	84 x 42 x 36"	2	220	\$5890.	\$5270.	\$5980.
	FHBOP9648-__	96 x 48 x 36"	2	280	6302.	5999.	6674.
	FHBOP2048-__	120 x 48 x 36"	2	340	8598.	7848.	9109.
	FHBOP4448-__	144 x 48 x 36"	3	380	10993.	10129.	11644.
	FHBOP6848-__	168 x 48 x 36"	3	450	12785.	11817.	13544.
	FHBOP6860-__	168 x 60 x 48"	3	470	15907.	14695.	16856.
	FHBOP9260-__	192 x 60 x 48"	4	490	17287.	15776.	18320.
	FHBOP4060-__	240 x 60 x 48"	4	610	20178.	18418.	21382.
	FHBOP8860-__	288 x 60 x 48"	4	660	24256.	22033.	25709.
Boatshape Straight Grain Wood Top 	FWBOP8442-__	84 x 42 x 36"	2	220	\$5070.	\$4611.	\$5200.
	FWBOP9648-__	96 x 48 x 36"	2	280	5410.	5113.	5775.
	FWBOP2048-__	120 x 48 x 36"	2	340	7372.	6635.	7873.
	FWBOP4448-__	144 x 48 x 36"	3	380	9432.	8583.	10070.
	FWBOP6848-__	168 x 48 x 36"	3	450	10962.	10011.	11708.
	FWBOP6860-__	168 x 60 x 48"	3	470	13628.	12440.	14560.
	FWBOP9260-__	192 x 60 x 48"	4	490	14808.	13323.	15823.
	FWBOP4060-__	240 x 60 x 48"	4	610	17290.	15563.	18473.
	FWBOP8860-__	288 x 60 x 48"	4	660	20774.	18591.	22200.



Contemporary Wood/Laminate Top Tables

Wood Kastina Base

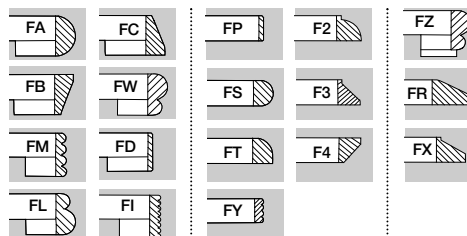
Wood tops are available in Walnut, Oak, Mahogany, Cherry or Maple veneers in all Arnold wood finishes.

See page 40 for information on veneers, borders and inlays.


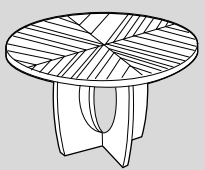
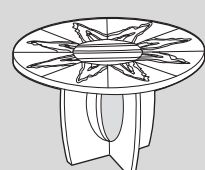
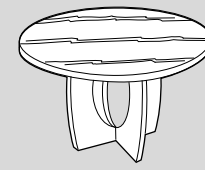
Delivery time for fancy veneer tops may be slightly longer than other tops.

- FA - 2" Bullnose
- FB - 2" Rev. Bevel
- FM - 2" Reeded
- FI - 2" Serrated
- FL - 2" Duet
- FC - 2" Bevel
- FW - 2" Rev. Duet
- FD - 2" Hardwood
- FZ - 2" Kastina
- FP - 1.25" Hardwood
- FS - 1.25" Bullnose
- FT - 1.25" Quar. Round
- FY - 1.25" Reeded
- F2 - 1.25" Notch 1/4 Rd
- F3 - 1.25" Notch Bevel
- F4 - 1.25" Rev. Bevel
- FR - 1.25" Champfered
- FX - 1.25" Raised Bevel

Edges: Add letters as suffix to style number



Round Tables

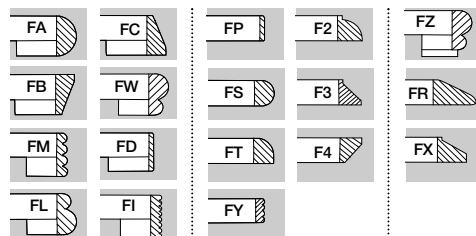
	Style No	Top Dia.	Bases	Wt	Price	Price	Price
Starburst Top 	F2OKA36-__	36"	1	85	\$3315.	\$3150.	\$3546.
	F2OKA42-__	42"	1	9	3723.	3538.	3984.
	F2OKA48-__	48"	1	95	4104.	3900.	4391.
	F2OKA54-__	54"	1	115	5073.	4819.	5203.
	F2OKA60-__	60"	1	140	5763.	5476.	6167.
	F2OKA72-__	72"	1	160	7322.	6956.	7835.
	F2OKA84-__	84"	1	235	9336.	8868.	9988.
	F2OKA96-__	96"	1	285	11135.	10573.	11915.
	Reverse Diamond Wood Top 	FHOKA36-__	36"	1	85	\$2874.	\$2587.
FHOKA42-__		42"	1	90	3216.	2895.	3402.
FHOKA48-__		48"	1	95	3599.	3239.	3813.
FHOKA54-__		54"	1	115	4634.	4170.	4910.
FHOKA60-__		60"	1	140	5393.	4854.	5719.
FHOKA72-__		72"	1	160	7142.	6428.	7575.
FHOKA84-__		84"	1	235	8689.	7820.	9212.
FHOKA96-__		96"	1	285	10213.	9192.	10826.
Sunburst Top 		FSOKA36-__	36"	1	85	\$2750.	\$2474.
	FSOKA42-__	42"	1	90	3088.	2778.	3279.
	FSOKA48-__	48"	1	95	3453.	3108.	3666.
	FSOKA54-__	54"	1	115	4448.	4004.	4724.
	FSOKA60-__	60"	1	140	5174.	4657.	5506.
	FSOKA72-__	72"	1	160	6861.	6175.	7283.
	FSOKA84-__	84"	1	235	8334.	7501.	8852.
	FSOKA96-__	96"	1	285	9803.	8823.	10501.
	Straight Grain Wood Top 	FWOKA36-__	36"	1	85	\$2503.	\$2253.
FWOKA42-__		42"	1	90	2812.	2531.	2998.
FWOKA48-__		48"	1	95	3149.	2835.	3357.
FWOKA54-__		54"	1	115	4044.	3638.	4320.
FWOKA60-__		60"	1	140	4707.	4237.	5028.
FWOKA72-__		72"	1	160	6232.	5608.	6659.
FWOKA84-__		84"	1	235	7569.	6812.	8093.
FWOKA96-__		96"	1	285	8896.	8007.	9510.

84" and 96" tops are two pieces
60", 72", 84" and 96" diameter tables are shipped KD

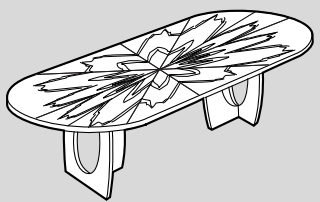
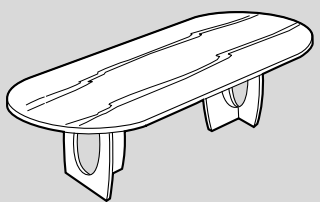
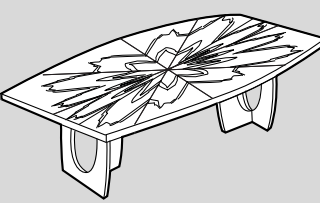
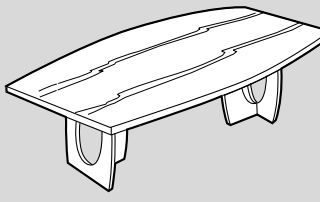
Plastic Laminate tops: See page 41
Laminate tops are available in your choice of Nevamar, Wilsonart, Pionite or Formica. The hardwood edges and bases are offered in Walnut, Oak, Mahogany, Cherry or Maple in all Arnold wood finishes.

- FA - 2" Bullnose
- FB - 2" Rev. Bevel
- FM - 2" Reeded
- FI - 2" Serrated
- FL - 2" Duet
- FC - 2" Bevel
- FW - 2" Rev. Duet
- FD - 2" Hardwood
- FZ - 2" Kastina
- FP - 1.25" Hardwood
- FS - 1.25" Bullnose
- FT - 1.25" Quar. Round
- FY - 1.25" Reeded
- F2 - 1.25" Notch 1/4 Rd
- F3 - 1.25" Notch Bevel
- F4 - 1.25" Rev. Bevel
- FR - 1.25" Champfered
- FX - 1.25" Raised Bevel

Edges: Add letters as suffix to style number



Racetrack and Boatshape

	Style No.	Top Size	Bases	Wt	Price	Price	Price
Racetrack Starburst Top 	F2CKA7236-__	72 x 36"	2	165	\$7188.	\$6828.	\$7731.
	F2CKA8442-__	84 x 42"	2	195	7986.	7587.	8544.
	F2CKA9648-__	96 x 48"	2	240	8548.	8121.	9146.
	F2CKA2048-__	120 x 48"	2	340	10010.	9510.	10711.
	F2CKA4448-__	144 x 48"	2	380	11045.	10493.	11818.
	*F2CKA6848-__	168 x 48"	3	450	13768.	13079.	14731.
	*F2CKA9260-__	192 x 60"	3	490	18896.	17951.	20219.
	*F2CKA4060-__	240 x 60"	4	610	20246.	19233.	21662.
	*F2CKA8860-__	288 x 60"	4	660	24295.	23080.	25995.
	Racetrack Straight Grain Wood Top 	FWCKA7236-__	72 x 36"	2	165	\$4510.	\$4059.
FWCKA8442-__		84 x 42"	2	195	5225.	4601.	5573.
FWCKA9648-__		96 x 48"	2	240	6214.	5594.	6636.
FWCKA2048-__		120 x 48"	2	340	7502.	6752.	8014.
FWCKA4448-__		144 x 48"	2	380	9262.	8336.	9898.
FWCKA6848-__		168 x 48"	3	450	11782.	10604.	12587.
FWCKA9260-__		192 x 60"	3	490	14796.	13318.	15808.
FWCKA4060-__		240 x 60"	4	610	17479.	15730.	18671.
FWCKA8860-__		288 x 60"	4	660	20966.	18869.	22405.
Boatshape Starburst Top 		F2BKA7236-__	72 x 36 x 30"	2	165	\$6299.	\$5984.
	F2BKA8442-__	84 x 42 x 36"	2	215	7413.	7042.	7931.
	F2BKA9648-__	96 x 48 x 36"	2	280	7868.	7474.	8418.
	F2BKA2048-__	120 x 48 x 36"	2	340	9456.	8983.	10117.
	F2BKA4448-__	144 x 48 x 36"	2	380	10464.	9940.	11196.
	*F2BKA6848-__	168 x 48 x 36"	3	450	12234.	11622.	13090.
	*F2BKA6860-__	168 x 60 x 48"	3	470	15292.	14528.	16363.
	*F2BKA9260-__	192 x 60 x 48"	3	490	17845.	16953.	19094.
	*F2BKA4060-__	240 x 60 x 48"	4	610	19908.	18913.	21302.
	*F2BKA8860-__	288 x 60 x 48"	4	660	23507.	22333.	25154.
Boatshape Straight Grain Wood Top 	FWBKA7236-__	72 x 36 x 30"	2	165	\$3757.	\$3381.	\$4004.
	FWBKA8442-__	84 x 42 x 36"	2	215	4583.	4126.	4887.
	FWBKA9648-__	96 x 48 x 36"	2	280	5596.	5037.	5979.
	FWBKA2048-__	120 x 48 x 36"	2	340	7418.	6676.	7919.
	FWBKA4448-__	144 x 48 x 36"	2	380	9234.	8311.	9864.
	FWBKA6848-__	168 x 48 x 36"	3	450	10859.	9775.	11483.
	FWBKA6860-__	168 x 60 x 48"	3	470	14605.	13145.	15606.
	FWBKA9260-__	192 x 60 x 48"	3	490	15859.	14274.	16950.
	FWBKA4060-__	240 x 60 x 48"	4	610	17198.	15476.	18373.
	FWBKA8860-__	288 x 60 x 48"	4	660	20560.	18504.	21966.

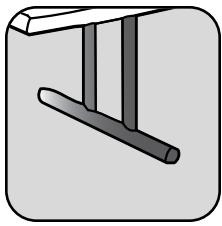
* Supplied with two Starbursts per top.

Tops up to and including 144" are supplied in one piece.

Tops 168" or larger are shipped in two pieces. If additional cuts are required, add \$289. per cut.

Boatshape tops with 6" radius corners - Add \$250. list per table

Contemporary Conference



Contemporary Wood/Laminate Top Tables

Black Roma Base

Wood tops are available in Walnut, Oak, Mahogany, Cherry or Maple veneers in all Arnold wood finishes.

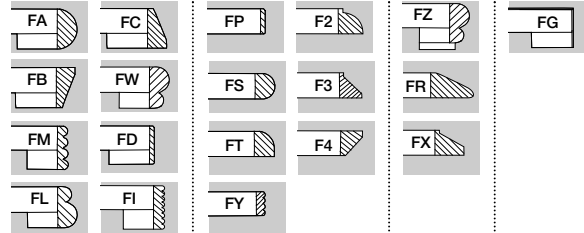
See page 40 for information on veneers, borders and inlays.

Delivery time for fancy veneer tops may be slightly longer than other tops.

Straight Grain Wood Tops

- FA - 2" Bullnose
- FB - 2" Rev. Bevel
- FI - 2" Serrated
- FM - 2" Reeded
- FL - 2" Duet
- FC - 2" Bevel
- FW - 2" Rev. Duet
- FD - 2" Hardwood
- FZ - 2" Kastina
- FG - 2" Self Lam.
- FP - 1.25" Hardwood
- FS - 1.25" Bullnose
- FT - 1.25" Quar. Round
- FY - 1.25" Reeded
- F2 - 1.25" Notch 1/4 Rd
- F3 - 1.25" Notch Bevel
- F4 - 1.25" Rev. Bevel
- FR - 1.25" Champfered
- FX - 1.25" Raised Bevel

Edges: Add letters as suffix to style number



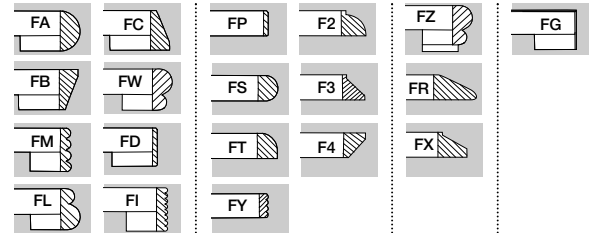
	Style No	Top Size	Bases Wt	Price	Price	Price	Price
Racetrack Top 	FWCRO7236-__	72 x 36"	2 125	\$2683.	\$2230.	\$2871.	N/A
	FWCRO8442-__	84 x 42"	2 175	3188.	2929.	3411.	
	FWCRO9642-__	96 x 42"	2 200	3598.	3159.	3851.	
	FWCRO9648-__	96 x 48"	2 240	3764.	3329.	4027.	
	FWCRO0848-__	108 x 48"	2 275	4278.	3627.	4579.	
	FWCRO2048-__	120 x 48"	2 300	4992.	3953.	5341.	
	FWCRO4448-__	144 x 48"	3 340	5852.	4837.	6260.	
	FWCRO6848-__	168 x 48"	3 400	6864.	5678.	7344.	
	FWCRO6860-__	168 x 60"	3 430	8580.	7098.	9181.	
	FWCRO9260-__	192 x 60"	4 450	9644.	8020.	10320.	
	FWCRO1660-__	216 x 60"	4 500	10461.	8770.	11194.	
	FWCRO4060-__	240 x 60"	5 550	11194.	9871.	11977.	
	FWCRO8860-__	288 x 60"	5 600	13439.	11851.	14379.	
Boatshape Top 	FWBRO7236-__	72 x 36 x 30"	2 125	\$1907.	\$1768.	\$2040.	N/A
	FWBRO8442-__	84 x 42 x 36"	2 175	2268.	2100.	2426.	
	FWBRO9642-__	96 x 42 x 36"	2 200	2445.	2260.	2616.	
	FWBRO9648-__	96 x 48 x 36"	2 240	2567.	2372.	2746.	
	FWBRO0848-__	108 x 48 x 36"	2 270	3212.	2974.	3437.	
	FWBRO2048-__	120 x 48 x 36"	2 300	3861.	3566.	4132.	
	FWBRO4448-__	144 x 48 x 36"	3 340	4311.	3983.	4613.	
	FWBRO6848-__	168 x 48 x 36"	3 400	5955.	5618.	6372.	
	FWBRO6860-__	168 x 60 x 48"	3 430	7445.	7023.	7976.	
	FWBRO9260-__	192 x 60 x 48"	4 450	9796.	8773.	10482.	
	FWBRO1660-__	216 x 60 x 48"	4 500	10779.	9655.	11533.	
	FWBRO4060-__	240 x 60 x 48"	5 550	11790.	10556.	12616.	
	FWBRO8860-__	288 x 60 x 48"	5 600	14192.	12773.	15186.	
Rectangular Top 	FWRRO7236-__	72 x 36"	2 125	\$1812.	\$1683.	\$1938.	N/A
	FWRRO8442-__	84 x 42"	2 175	2157.	2000.	2309.	
	FWRRO9642-__	96 x 42"	2 200	2323.	2157.	2485.	
	FWRRO9648-__	96 x 48"	2 240	2439.	2260.	2610.	
	FWRRO0848-__	108 x 48"	2 275	3056.	2828.	3270.	
	FWRRO2048-__	120 x 48"	2 300	3667.	3399.	3924.	
	FWRRO4448-__	144 x 48"	3 340	4095.	3796.	4381.	
	FWRRO6848-__	168 x 48"	3 400	5446.	4902.	5828.	
	FWRRO6860-__	168 x 60"	3 430	7096.	6386.	7592.	
	FWRRO9260-__	192 x 60"	4 450	9329.	8357.	9983.	
	FWRRO1660-__	216 x 60"	4 500	10262.	9196.	10980.	
	FWRRO4060-__	240 x 60"	5 550	11223.	10012.	12009.	
	FWRRO8860-__	288 x 60"	5 600	13569.	12075.	14520.	

For Boatshape tops with 6" radius corners - add \$250. list per table.
 Polished chrome bases are available instead of black as an option: add \$60. per leg.

Plastic Laminate tops: See page 41
Laminate tops are available in your choice of Nevamar, Wilsonart, Pionite or Formica. The hardwood edges and bases are offered in Walnut, Oak, Mahogany, Cherry or Maple in all Arnold wood finishes.

- FA - 2" Bullnose
- FB - 2" Rev. Bevel
- FI - 2" Serrated
- FM - 2" Reeded
- FL - 2" Duet
- FC - 2" Bevel
- FW - 2" Rev. Duet
- FD - 2" Hardwood
- FZ - 2" Kastina
- FG - 2" Self Lam.
- FP - 1.25" Hardwood
- FS - 1.25" Bullnose
- FT - 1.25" Quar. Round
- FY - 1.25" Reeded
- F2 - 1.25" Notch 1/4 Rd
- F3 - 1.25" Notch Bevel
- F4 - 1.25" Rev. Bevel
- FR - 1.25" Champfered
- FX - 1.25" Raised Bevel

Edges: Add letters as suffix to style number



Laminate Tops

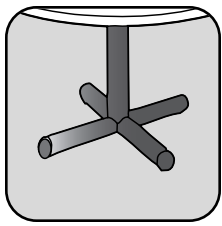
	Style No	Top Size	Bases	Wt	Price	Price	Price	Price
Racetrack Top 	FPCRO7236-__	72 x 36"	2	125	\$2020.	\$1869.	\$2161.	\$1172.
	FPCRO8442-__	84 x 42"	2	175	2424.	2244.	2594.	1317.
	FPCRO9642-__	96 x 42"	2	200	2619.	2424.	2801.	1412.
	FPCRO9648-__	96 x 48"	2	240	2756.	2549.	2950.	1490.
	FPCRO0848-__	108 x 48"	2	275	3279.	3034.	3508.	1806.
	FPCRO2048-__	120 x 48"	2	300	3808.	3514.	4074.	2246.
	FPCRO4448-__	144 x 48"	3	340	4279.	3959.	4578.	2472.
	FPCRO6848-__	168 x 48"	3	400	6210.	5855.	6643.	4021.
	FPCRO6860-__	168 x 60"	3	430	7185.	6468.	7688.	4973.
	FPCRO9260-__	192 x 60"	4	450	8160.	7696.	8733.	6154.
	FPCRO1660-__	216 x 60"	4	500	8989.	8473.	9616.	6564.
	FPCRO4060-__	240 x 60"	4	550	9828.	9265.	10516.	6668.
	FPCRO8860-__	288 x 60"	5	600	11826.	11204.	12654.	9331.
	Boatshape Top 	FPBRO7236-__	72 x 36 x 30"	2	125	\$1616.	\$1495.	\$1729.
FPBRO8442-__		84 x 42 x 36"	2	175	1939.	1795.	2075.	1233.
FPBRO9642-__		96 x 42 x 36"	2	200	2095.	1939.	2241.	1328.
FPBRO9648-__		96 x 48 x 36"	2	240	2206.	2039.	2360.	1395.
FPBRO0848-__		108 x 48 x 36"	2	270	2623.	2427.	2806.	1777.
FPBRO2048-__		120 x 48 x 36"	2	300	3046.	2811.	3259.	1939.
FPBRO4448-__		144 x 48 x 36"	3	340	3423.	3167.	3662.	2122.
FPBRO6848-__		168 x 48 x 36"	3	400	4968.	4684.	5314.	3217.
FPBRO6860-__		168 x 60 x 48"	3	430	5748.	5174.	6150.	3978.
FPBRO9260-__		192 x 60 x 48"	4	450	6528.	6157.	6986.	4923.
FPBRO1660-__		216 x 60 x 48"	4	500	7191.	6778.	7693.	5251.
FPBRO4060-__		240 x 60 x 48"	5	550	7862.	7412.	8413.	5334.
FPBRO8860-__		288 x 60 x 48"	5	600	9461.	8963.	10123.	7465.
Rectangular Top 		FPRRO7236-__	72 x 36"	2	125	\$1533.	\$1422.	\$1640.
	FPRRO8442-__	84 x 42"	2	175	1839.	1705.	1968.	1155.
	FPRRO9642-__	96 x 42"	2	200	1989.	1845.	2129.	1217.
	FPRRO9648-__	96 x 48"	2	240	2095.	1939.	2241.	1317.
	FPRRO0848-__	108 x 48"	2	275	2495.	2311.	2670.	1572.
	FPRRO2048-__	120 x 48"	2	300	2889.	2677.	3091.	1778.
	FPRRO4448-__	144 x 48"	3	340	3250.	3018.	3477.	1946.
	FPRRO6848-__	168 x 48"	3	400	4728.	4462.	5060.	3046.
	FPRRO6860-__	168 x 60"	3	430	5473.	5162.	5856.	3733.
	FPRRO9260-__	192 x 60"	4	450	6218.	5862.	6654.	4617.
	FPRRO1660-__	216 x 60"	4	500	6845.	6446.	7325.	4990.
	FPRRO4060-__	240 x 60"	5	550	7490.	7061.	8014.	5079.
	FPRRO8860-__	288 x 60"	5	600	9088.	8590.	9723.	7029.

Tops up to and including 144" are supplied in one piece.

Tops 168" or larger are shipped in two pieces. If additional cuts are required, add \$289. per cut.

Tables larger than 96" have double upright Roma legs.

Refer to pages 110-111 for matching credenzas



Contemporary Wood/Laminate Top Tables

Black Roma Base and Black Trumpet Base

Wood tops are available in Walnut, Oak, Mahogany, Cherry or Maple veneers in all Arnold wood finishes.

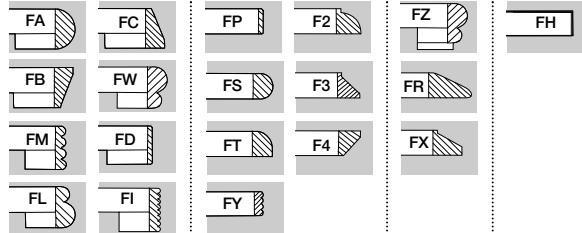
See page 40 for information on veneers, borders and inlays.



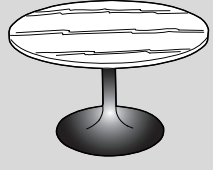

Delivery time for fancy veneer tops may be slightly longer than other tops.

Round Tables

- | | |
|---------------------------|--------------------------------|
| FA - 2" Bullnose | FP - 1.25" Hardwood |
| FB - 2" Rev. Bevel | FS - 1.25" Bullnose |
| FM - 2" Reeded | FT - 1.25" Quar. Round |
| FL - 2" Serrated | FY - 1.25" Reeded |
| FI - 2" Duet | F2 - 1.25" Notch 1/4 Rd |
| FC - 2" Bevel | F3 - 1.25" Notch Bevel |
| FW - 2" Rev. Duet | F4 - 1.25" Rev. Bevel |
| FD - 2" Hardwood | FR - 1.25" Chamfered |
| FZ - 2" Kastina | FX - 1.25" Raised Bevel |
| | FH - 1.25" Self Lam. |

Edges: Add letters as suffix to style number

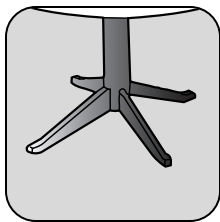


	Style No	Top Dia.	Bases	Wt	Price	Price	Price	Price
Straight Grain Wood Top; Black Roma Base 	FWORO36-__	36"	1	65	\$1768.	\$1168.	\$1891.	N/A
	FWORO42-__	42"	1	70	1939.	1455.	2075.	
	FWORO48-__	48"	1	75	2222.	1594.	2378.	
	FWORO54-__	54"	1	95	2657.	1879.	2842.	
	FWORO60-__	60"	1	120	3268.	2157.	3497.	
	<i>Roma x tables larger than 48" dia have a 4 column base</i>							
Laminate Top; Black Roma Base 	FPORO36-__	36"	1	65	\$1674.	\$1074.	\$1799.	\$894.
	FPORO42-__	42"	1	70	1825.	1341.	1960.	1116.
	FPORO48-__	48"	1	75	2093.	1465.	2248.	1222.
	FPORO54-__	54"	1	95	2512.	1734.	2698.	1439.
	FHORO60-__	60"	1	120	3087.	1975.	3316.	1649.
	<i>Roma x tables larger than 48" dia have a 4 column base</i>							
Straight Grain Wood Top; Black Trumpet Base 	FWOTR36-__	36"	1	60	N/A	\$1069.	N/A	N/A
	FWOTR42-__	42"	1	65		1332.		
	FWOTR48-__	48"	1	70		1447.		
	FWOTR54-__	54"	1	90		1673.		
Laminate Top; Black Trumpet Base 	FPOTR36-__	36"	1	60	N/A	\$1015.	N/A	\$680.
	FPOTR42-__	42"	1	65		1263.		820.
	FPOTR48-__	48"	1	70		1376.		864.
	FPOTR54-__	54"	1	90		1591.		1116.

54" and 60" diameter tables are shipped KD.

Chrome Roma bases are available - add \$60. per base.

Satin or Polished chrome trumpet bases are available instead of black as an option: Add 5%



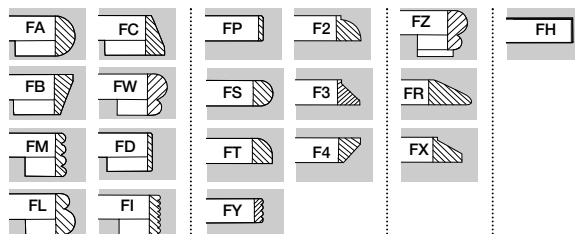
Contemporary Wood/Laminate Top Tables

Black Executive Base





Plastic Laminate tops: See page 41
Laminate tops are available in your choice of Nevamar, Wilsonart, Pionite or Formica. The hardwood edges and bases are offered in Walnut, Oak, Mahogany, Cherry or Maple in all Arnold wood finishes.

- FA - 2" Bullnose
- FB - 2" Rev. Bevel
- FM - 2" Reeded
- FI - 2" Serrated
- FL - 2" Duet
- FC - 2" Bevel
- FW - 2" Rev. Duet
- FD - 2" Hardwood
- FZ - 2" Kastina
- FP - 1.25" Hardwood
- FS - 1.25" Bullnose
- FT - 1.25" Quar. Round
- FY - 1.25" Reeded
- F2 - 1.25" Notch 1/4 Rd
- F3 - 1.25" Notch Bevel
- F4 - 1.25" Rev. Bevel
- FR - 1.25" Champfered
- FX - 1.25" Raised Bevel
- FH - 1.25" Self Lam.

Edges: Add letters as suffix to style number



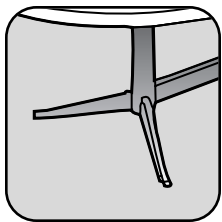
Round Tables

	Style No	Top Dia	Bases	Wt	Price	Price	Price	Price
Reverse Diamond Wood Top 	FHOEX36-__	36"	1	60	\$2887.	\$2599.	\$3063.	N/A
	FHOEX42-__	42"	1	65	3076.	2769.	3263.	
	FHOEX48-__	48"	1	70	3499.	3150.	3713.	
	FHOEX54-__	54"	1	90	4309.	3878.	4571.	
	FHOEX60-__	60"	1	120	5133.	4621.	5446.	
Sunburst Wood Top 	FSOEX36-__	36"	1	60	\$2761.	\$2004.	\$2955.	N/A
	FSOEX42-__	42"	1	65	2953.	2223.	3159.	
	FSOEX48-__	48"	1	70	3359.	2432.	3594.	
	FSOEX54-__	54"	1	90	4135.	3068.	4424.	
	FSOEX60-__	60"	1	120	4924.	3753.	5269.	
Straight Grain Wood Top 	FWOEX36-__	36"	1	60	\$2510.	\$1853.	\$2686.	N/A
	FWOEX42-__	42"	1	65	2675.	2051.	2863.	
	FWOEX48-__	48"	1	70	3044.	2359.	3257.	
	FWOEX54-__	54"	1	90	3746.	2832.	4009.	
	FWOEX60-__	60"	1	120	4464.	3464.	4777.	
Laminate Top 	FPOEX36-__	36"	1	60	\$2386.	\$1763.	\$2553.	\$1670.
	FPOEX42-__	42"	1	65	2543.	1946.	2722.	1781.
	FPOEX48-__	48"	1	70	2892.	2123.	3094.	2024.
	FPOEX54-__	54"	1	90	3570.	2714.	3820.	2499.
	FPOEX60-__	60"	1	120	4245.	3326.	4542.	2971.

54" and 60" diameter tables are shipped KD
Polished chrome executive bases are available instead of black as an option: Add 10%

Refer to pages 114-115 for matching credenzas

Contemporary Conference



Contemporary Wood/Laminate Top Tables

Black Executive Base

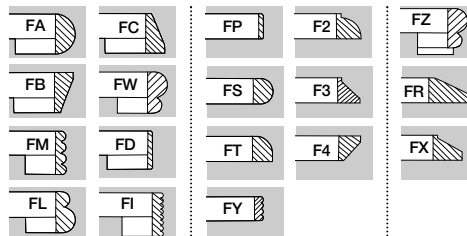
Wood tops are available in Walnut, Oak, Mahogany, Cherry or Maple veneers in all Arnold wood finishes.

See page 40 for information on veneers, borders and inlays.

Delivery time for fancy veneer tops may be slightly longer than other tops.

- FA - 2" Bullnose
- FB - 2" Rev. Bevel
- FI - 2" Serrated
- FM - 2" Reeded
- FL - 2" Duet
- FC - 2" Bevel
- FW - 2" Rev. Duet
- FD - 2" Hardwood
- FZ - 2" Kastina
- FP - 1.25" Hardwood
- FS - 1.25" Bullnose
- FT - 1.25" Quar. Round
- FY - 1.25" Reeded
- F2 - 1.25" Notch 1/4 Rd
- F3 - 1.25" Notch Bevel
- F4 - 1.25" Rev. Bevel
- FR - 1.25" Champfered
- FX - 1.25" Raised Bevel

Edges: Add letters as suffix to style number



Racetrack and Oval Tables

	Style No	Top Size	Columns	Wt	Price	Price	Price
Reverse Diamond Wood Top Racetrack 	FHCEX7236-__	72 x 36"	1	125	\$5042.	\$4538.	\$5349.
	FHCEX8442-__	84 x 42"	1	175	5741.	5166.	6089.
	FHCEX9642-__	96 x 42"	2	200	6356.	5720.	6742.
	FHCEX9648-__	96 x 48"	2	240	6660.	5994.	7066.
	FHCEX0848-__	108 x 48"	2	275	8084.	7275.	8575.
	FHCEX2048-__	120 x 48"	2	300	8654.	7788.	9182.
	FHCEX4448-__	144 x 48"	2	340	10782.	9704.	11437.
	FHCEX6848-__	168 x 48"	4	400	12561.	11305.	13325.
	FHCEX6860-__	168 x 60"	4	430	15701.	14130.	16657.
	FHCEX9260-__	192 x 60"	4	450	17019.	15316.	18055.
	FHCEX1660-__	216 x 60"	4	500	18687.	16819.	19825.
	FHCEX4060-__	240 x 60"	4	550	19843.	17859.	21051.
Straight Grain Wood Top Racetrack 	FWCEX7236-__	72 x 36"	1	125	\$4385.	\$3947.	\$4692.
	FWCEX8442-__	84 x 42"	1	175	4991.	4492.	5341.
	FWCEX9642-__	96 x 42"	2	200	5526.	4973.	5913.
	FWCEX9648-__	96 x 48"	2	240	5791.	5212.	6197.
	FWCEX0848-__	108 x 48"	2	275	7028.	6325.	7521.
	FWCEX2048-__	120 x 48"	2	300	7525.	6773.	8052.
	FWCEX4448-__	144 x 48"	2	340	9376.	8439.	10033.
	FWCEX6848-__	168 x 48"	4	400	10922.	9830.	11687.
	FWCEX6860-__	168 x 60"	4	430	13652.	12287.	14608.
	FWCEX9260-__	192 x 60"	4	450	14799.	13318.	15834.
	FWCEX1660-__	216 x 60"	4	500	16250.	14625.	17386.
	FWCEX4060-__	240 x 60"	4	550	17254.	15529.	18462.
Reverse Diamond Wood Top Oval 	FHVEX7248-__	72 x 48"	1	135	\$6086.	\$5478.	\$6501.
	FHVEX7848-__	78 x 48"	1	175	6580.	5920.	7043.
	FHVEX8448-__	84 x 48"	1	200	7476.	6729.	8000.
	FHVEX9654-__	96 x 54"	2	260	8896.	8006.	9511.
	FHVEX2060-__	120 x 60"	2	360	11491.	10341.	12298.
	FHVEX4466-__	144 x 66"	2	400	14887.	13398.	15928.

Tops up to and including 144" are supplied in one piece.

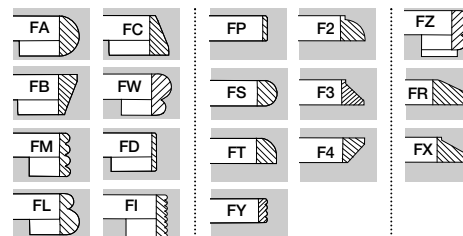
Tops 168" or larger are shipped in two pieces. If additional cuts are required, add \$289. per cut.

Chrome executive bases are available instead of black as an option: add 10%

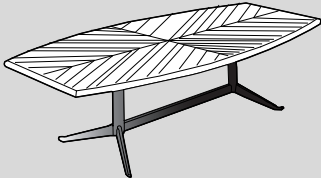
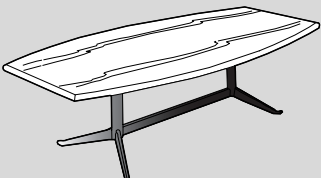
Plastic Laminate tops: See page 41
Laminate tops are available in your choice of Nevamar, Wilsonart, Pionite or Formica. The hardwood edges and bases are offered in Walnut, Oak, Mahogany, Cherry or Maple in all Arnold wood finishes.

- FA - 2" Bullnose
- FB - 2" Rev. Bevel
- FI - 2" Serrated
- FM - 2" Reeded
- FL - 2" Duet
- FC - 2" Bevel
- FW - 2" Rev. Duet
- FD - 2" Hardwood
- FZ - 2" Kastina
- FP - 1.25" Hardwood
- FS - 1.25" Bullnose
- FT - 1.25" Quar. Round
- FY - 1.25" Reeded
- F2 - 1.25" Notch 1/4 Rd
- F3 - 1.25" Notch Bevel
- F4 - 1.25" Rev. Bevel
- FR - 1.25" Champfered
- FX - 1.25" Raised Bevel

Edges: Add letters as suffix to style number

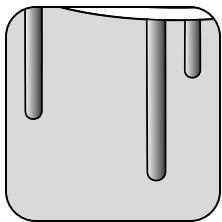


Oval and Boatshape Tables

	Style No	Top Size	Columns	Wt	Price	Price	Price
Straight Grain Wood Top Oval 	FWVEX7248-__	72 x 48"	1	135	\$5291.	\$4816.	\$5658.
	FWVEX7848-__	78 x 48"	1	175	5719.	5207.	6122.
	FWVEX8448-__	84 x 48"	1	200	6501.	5899.	6952.
	FWVEX9654-__	96 x 54"	2	260	7735.	7043.	8278.
	FWVEX2060-__	120 x 60"	2	360	9993.	9150.	10691.
	FWVEX4466-__	144 x 66"	2	400	12942.	11618.	13845.
Reverse Diamond Wood Top Boatshape 	FHBEX7236-__	72 x 36"	1	125	\$3734.	\$3362.	\$3962.
	FHBEX8442-__	84 x 42"	1	175	4755.	4280.	5044.
	FHBEX9642-__	96 x 42"	2	200	5701.	5130.	6047.
	FHBEX9648-__	96 x 48"	2	240	6024.	5422.	6391.
	FHBEX0848-__	108 x 48"	2	275	6690.	6020.	7097.
	FHBEX2048-__	120 x 48"	2	300	8279.	7450.	8783.
	FHBEX4448-__	144 x 48"	2	340	10538.	9485.	11179.
	FHBEX6848-__	168 x 48"	4	400	12328.	11096.	13078.
	FHBEX6860-__	168 x 60"	4	430	15411.	13869.	16348.
	FHBEX9260-__	192 x 60"	4	450	16737.	15063.	17756.
	FHBEX1660-__	216 x 60"	4	500	18299.	16470.	19414.
	FHBEX4060-__	240 x 60"	4	550	19473.	17525.	20660.
	Straight Grain Wood Top Boatshape 	FWBEX7236-__	72 x 36 x 30"	1	125	\$3247.	\$2922.
FWBEX8442-__		84 x 42 x 36"	1	175	4135.	3721.	4424.
FWBEX9642-__		96 x 42 x 36"	2	200	4957.	4461.	5303.
FWBEX9648-__		96 x 48 x 36"	2	240	5238.	4714.	5605.
FWBEX0848-__		108 x 48 x 36"	2	270	5818.	5236.	6225.
FWBEX2048-__		120 x 48 x 36"	2	300	7198.	6478.	7703.
FWBEX4448-__		144 x 48 x 36"	2	340	9163.	8247.	9805.
FWBEX6848-__		168 x 48 x 36"	4	400	10720.	9648.	11469.
FWBEX6860-__		168 x 60 x 48"	4	430	13400.	12060.	14338.
FWBEX9260-__		192 x 60 x 48"	4	450	14553.	13098.	15573.
FWBEX1660-__		216 x 60 x 48"	4	500	15913.	14321.	17027.
FWBEX4060-__		240 x 60 x 48"	4	550	16933.	15240.	18120.

For Boatshape tops with 6" radius corners - add \$250. list per table.

Refer to pages 110-111 for matching credenzas



Contemporary Wood/Laminate Top Tables

Black Cylindrical Metal Legs

Wood tops are available in Walnut, Oak, Mahogany, Cherry or Maple veneers in all Arnold wood finishes.

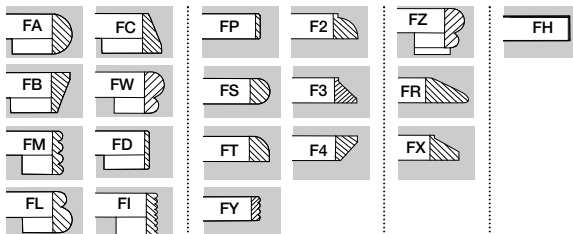
See page 40 for information on veneers, borders and inlays.

Delivery time for fancy veneer tops may be slightly longer than other tops.

Round, Square & Rectangular

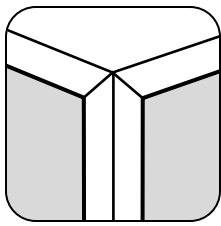
- FA - 2" Bullnose
- FB - 2" Rev. Bevel
- FM - 2" Reeded
- FL - 2" Duet
- FC - 2" Bevel
- FW - 2" Rev. Duet
- FD - 2" Hardwood
- FZ - 2" Kastina
- FP - 1.25" Hardwood
- FS - 1.25" Bullnose
- FT - 1.25" Quar. Round
- FY - 1.25" Reeded
- F2 - 1.25" Notch 1/4 Rd
- F3 - 1.25" Notch Bevel
- F4 - 1.25" Rev. Bevel
- FR - 1.25" Champfered
- FX - 1.25" Raised Bevel
- FH - 1.25" Self Lam.

Edges: Add letters as suffix to style number



	Style No	Top Size	Legs	Wt	Price	Price	Price	Price
Straight Grain Wood Top - Round 	FWOML36-__	36"	4	65	\$2026.	\$1392.	\$2155.	N/A
	FWOML42-__	42"	4	75	2206.	1696.	2348.	
	FWOML48-__	48"	4	80	2503.	1842.	2667.	
	FWOML54-__	54"	4	100	2960.	2141.	3156.	
	FWOML60-__	60"	4	125	3604.	2434.	3845.	
	FWOML72-__	72"	6	150	5269.	4739.	5638.	
Laminate Top - Round 	FPOML42-__	42"	4	75	\$2086.	\$1576.	\$2228.	\$1339.
	FPOML48-__	48"	4	80	2366.	1706.	2530.	1450.
	FPOML54-__	54"	4	100	2808.	1989.	3003.	1678.
	FPOML60-__	60"	4	125	3413.	2243.	3654.	1900.
	FPOML72-__	72"	6	150	4996.	4466.	5365.	3494.
Straight Grain Wood Top - Square and Rectangular 	FWSML42-__	42 x 42"	4	75	\$2096.	\$1611.	\$2231.	
	FWSML48-__	48 x 48"	4	85	2377.	1750.	2533.	
	FWSML54-__	54 x 54"	4	110	2812.	2034.	2999.	
	FWSML60-__	60 x 60"	4	135	3423.	2313.	3653.	
	FWRML6030-__	60 x 30"	4	100	\$1842.	\$1713.	\$1543.	N/A
	FWRML6636-__	66 x 36"	4	110	1910.	1775.	2037.	
	FWRML7236-__	72 x 36"	4	125	2011.	1865.	2204.	
FWRML8442-__	84 x 42"	4	150	2434.	2269.	2594.		
Laminate Top - Square and Rectangular 	FPSML42-__	42 x 42"	4	75	\$1982.	\$1497.	\$2116.	\$1272.
	FPSML48-__	48 x 48"	4	85	2248.	1621.	2402.	1378.
	FPSML54-__	54 x 54"	4	110	2667.	1889.	2853.	1594.
	FPSML60-__	60 x 60"	4	135	3242.	2130.	3471.	1805.
	FPRML6030-__	60 x 30"	4	100	\$1591.	\$1368.	\$1379.	\$874.
	FPRML6636-__	66 x 36"	4	110	1712.	1586.	1820.	1153.
	FPRML7236-__	72 x 36"	4	125	1852.	1718.	1985.	1241.
	FPRML8442-__	84 x 42"	4	150	2052.	1887.	2211.	1380.

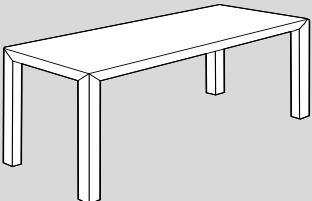

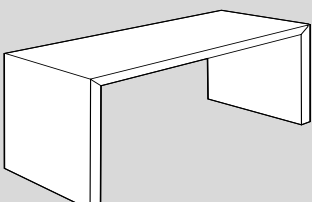
Brushed or Polished chrome legs are available instead of black legs: + \$60. list per leg.
60" and 72" round and square tables are shipped KD



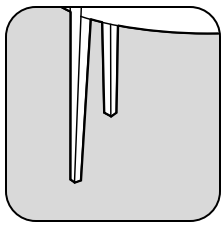
Contemporary Wood/Laminate Top Tables

Wood Panel End

Square and Rectangular

		Style No	Top Size	Legs	Wt	Wood	Laminate
<p>Parsons Table</p>  <p>3" square legs; 3" apron. 29.5" high.</p> <p>Available in Walnut, Oak, Mahogany, Cherry or Maple veneers in all Arnold wood finishes or any textured plastic laminate of your choice from Nevamar, Wilsonart, Formica or Pionite.</p> <p>Option: Center drawer on ball bearing slides + \$297.</p>		FNRFL2424	24 x 24"	4	23	\$1149.	\$906.
		FNRFL3030	30 x 30"	4	34	1316.	1035.
		FNRFL3624	36 x 24"	4	28	1309.	1028.
		FNRFL3636	36 x 36"	4	40	1482.	1163.
		FNRFL4824	48 x 24"	4	49	1454.	1143.
		FNRFL4830	48 x 30"	4	54	1550.	1217.
		FNRFL4836	48 x 36"	4	60	1647.	1291.
		FNRFL6024	60 x 24"	4	68	1619.	1272.
		FNRFL6030	60 x 30"	4	75	1832.	1440.
		FNRFL6036	60 x 36"	4	92	1936.	1515.
		FNRFL7224	72 x 24"	4	95	1874.	1466.
		FNRFL7230	72 x 30"	4	105	1991.	1561.
	FNRFL7236	72 x 36"	4	120	2055.	1610.	
<p>Four-leg Utility Table</p>  <p>1.75" square legs; 3" apron. 1.25" self edge. 29.5" high.</p> <p>Options: Center drawer on ball bearing slides + \$297.</p> <p>2" self edge + 10%.</p>		FYRFL3618	36 x 18"	4	23	\$896.	\$716.
		FYRFL4224	42 x 24"	4	40	1019.	826.
		FYRFL4824	48 x 24"	4	49	1166.	876.
		FYRFL5424	54 x 24"	4	60	1187.	896.
		FYRFL6030	60 x 30"	4	75	1218.	935.
		FYRFL7236	72 x 36"	4	120	1295.	1044.
		FYRFL8436	84 x 36"	4	130	1600.	1355.
<p>Panel End Table</p>  <p>3" thick profile. 29.5" high.</p> <p>Available in Walnut, Oak, Mahogany, Cherry or Maple veneers in all Arnold wood finishes or any textured plastic laminate of your choice from Nevamar, Pionite, Wilsonart, or Formica.</p> <p>Option: Center drawer on ball bearing slides + \$297.</p>		FNRPL2424	24 x 24"	4	28	\$1136.	\$892.
		FNRPL3030	30 x 30"	4	39	1302.	1021.
		FNRPL3624	36 x 24"	4	33	1297.	1014.
		FNRPL3636	36 x 36"	4	45	1467.	1149.
		FNRPL4824	48 x 24"	4	54	1434.	1122.
		FNRPL4830	48 x 30"	4	59	1537.	1204.
		FNRPL4836	48 x 36"	4	65	1632.	1284.
		FNRPL6024	60 x 24"	4	73	1598.	1257.
		FNRPL6030	60 x 30"	4	80	1812.	1427.
		FNRPL6036	60 x 36"	4	97	1943.	1501.
		FNRPL7224	72 x 24"	4	100	1847.	1454.
		FNRPL7230	72 x 30"	4	110	1970.	1549.
	FNRPL7236	72 x 36"	4	125	2032.	1595.	

Refer to pages 110-111 for matching credenzas.
For occasional tables of the same style see page 117.



Contemporary Wood/Laminate Top Tables

Tapered Wood Legs

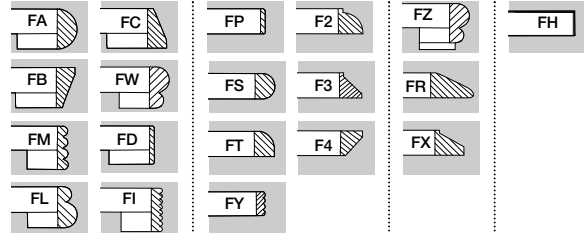
Wood tops are available in Walnut, Oak, Mahogany, Cherry or Maple veneers in all Arnold wood finishes.

See page 40 for information on veneers, borders and inlays.

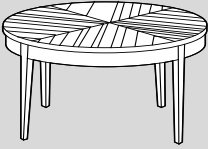



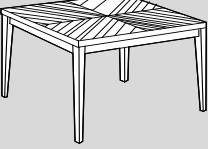
Delivery time for fancy veneer tops may be slightly longer than other tops.

- FA - 2" Bullnose
- FB - 2" Rev. Bevel
- FM - 2" Reeded
- FL - 2" Serrated
- FL - 2" Duet
- FC - 2" Bevel
- FW - 2" Rev. Duet
- FD - 2" Hardwood
- FZ - 2" Kastina
- FP - 1.25" Hardwood
- FS - 1.25" Bullnose
- FT - 1.25" Quar. Round
- FY - 1.25" Reeded
- F2 - 1.25" Notch 1/4 Rd
- F3 - 1.25" Notch Bevel
- F4 - 1.25" Rev. Bevel
- FR - 1.25" Champfered
- FX - 1.25" Raised Bevel
- FH - 1.25" Self Lam.

Edges: Add letters as suffix to style number



Round and Square Tops

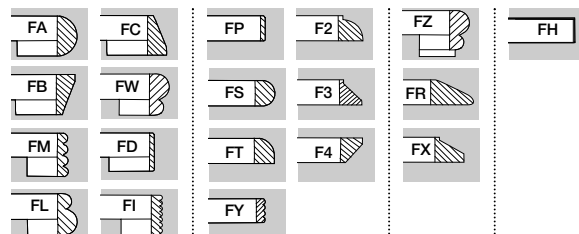
	Style No	Top Size	Legs	Wt	Price	Price	Price	Price
Reverse Diamond Wood Top - Round 	FHOTL36-__	36"	4	55	\$2402.	\$2046.	\$2643.	N/A
	FHOTL42-__	42"	4	65	2814.	2369.	3010.	
	FHOTL48-__	48"	4	75	3359.	2559.	3606.	
	FHOTL54-__	54"	4	95	3973.	3130.	4395.	
	FHOTL60-__	60"	4	120	5056.	3925.	5249.	
	FHOTL72-__	72"	6	150	5658.	4755.	6008.	
	Sunburst Wood Top - Round 	FSOTL36-__	36"	4	55	\$2266.	\$1806.	\$2402.
FSOTL42-__		42"	4	65	2573.	2129.	2769.	
FSOTL48-__		48"	4	75	3062.	2254.	3311.	
FSOTL54-__		54"	4	95	3668.	2769.	4032.	
FSOTL60-__		60"	4	120	4363.	3492.	4767.	
FSOTL72-__		72"	6	150	5177.	4334.	5658.	
Straight Grain Wood Top - Round 		FWOTL36-__	36"	4	55	\$2059.	\$1534.	\$2181.
	FWOTL42-__	42"	4	65	2335.	1966.	2462.	
	FWOTL48-__	48"	4	75	2787.	2085.	3027.	
	FWOTL54-__	54"	4	95	3319.	2528.	3672.	
	FWOTL60-__	60"	4	120	3956.	3034.	4316.	
	FWOTL72-__	72"	6	150	4936.	4003.	5418.	
	Laminate Top - Round 	FPOTL36-__	36"	4	55	\$1957.	\$1439.	\$2083.
FPOTL42-__		42"	4	65	2219.	1846.	2342.	1724.
FPOTL48-__		48"	4	75	2648.	1945.	2890.	1807.
FPOTL54-__		54"	4	95	3152.	2366.	3473.	2212.
FPOTL60-__		60"	4	120	3758.	2721.	4123.	2528.
FPOTL72-__		72"	6	150	4689.	3756.	5171.	3481.
Reverse Diamond Wood Top - Square 		FHSTL42-__	42 x 42"	4	70	2288.	1975.	2450.
	FHSTL48-__	48 x 48"	4	80	2769.	2089.	3010.	
	FHSTL54-__	54 x 54"	4	100	3250.	2540.	3606.	
	FHSTL60-__	60 x 60"	4	125	3901.	3179.	4208.	

60" tables are shipped KD

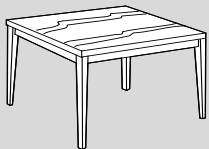

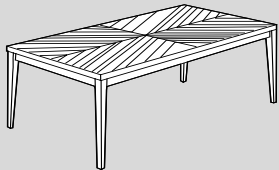
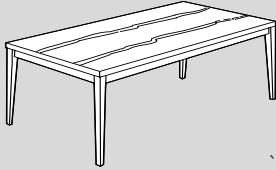
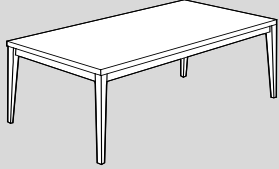
Plastic Laminate tops: See page 41
Laminate tops are available in your choice of Nevamar, Wilsonart, Pionite or Formica. The hardwood edges and bases are offered in Walnut, Oak, Mahogany, Cherry or Maple in all Arnold wood finishes.

- FA - 2" Bullnose
- FB - 2" Rev. Bevel
- FM - 2" Reeded
- FI - 2" Serrated
- FL - 2" Duet
- FC - 2" Bevel
- FW - 2" Rev. Duet
- FD - 2" Hardwood
- FZ - 2" Kastina
- FP - 1.25" Hardwood
- FS - 1.25" Bullnose
- FT - 1.25" Quar. Round
- FY - 1.25" Reeded
- F2 - 1.25" Notch 1/4 Rd
- F3 - 1.25" Notch Bevel
- F4 - 1.25" Rev. Bevel
- FR - 1.25" Champfered
- FX - 1.25" Raised Bevel
- FH - 1.25" Self Lam.

Edges: Add letters as suffix to style number



Square and Rectangular Tops

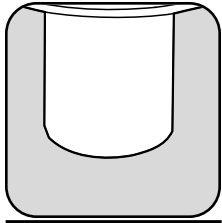
	Style No	Top Size	Legs	Wt	Price	Price	Price	Price
Straight Grain Wood Top - Square 	FWSTL42-__	42 x 42"	4	70	\$1198.	\$1138.	\$1319.	N/A
	FWSTL48-__	48 x 48"	4	80	1589.	1509.	1749.	
	FWSTL54-__	54 x 54"	4	100	2191.	2083.	2406.	
	FWSTL60-__	60 x 60"	4	125	2883.	2739.	3172.	
Laminate Top - Square 	FPSTL42-__	42 x 42"	4	70	\$1114.	\$1054.	\$1234.	\$948.
	FPSTL48-__	48 x 48"	4	80	1493.	1401.	1637.	1265.
	FPSTL54-__	54 x 54"	4	100	2046.	1933.	2258.	1739.
	FPSTL60-__	60 x 60"	4	125	2679.	2528.	2968.	2276.
Reverse Diamond Wood Top - Rect. 	FHRTL6030-__	60 x 30"	4	90	\$2066.	\$2008.	\$2271.	N/A
	FHRTL6636-__	66 x 36"	4	100	2209.	2139.	2430.	
	FHRTL7236-__	72 x 36"	4	115	2274.	2173.	2527.	
	FHRTL8442-__	84 x 42"	4	135	2795.	2658.	3074.	
Straight Grain Wood Top - Rect. 	FWRTL6030-__	60 x 30"	4	90	\$1796.	\$1745.	\$1975.	N/A
	FWRTL6636-__	66 x 36"	4	100	1921.	1860.	2112.	
	FWRTL7236-__	72 x 36"	4	115	1978.	1890.	2197.	
	FWRTL8442-__	84 x 42"	4	135	2430.	2312.	2672.	
Laminate Top - Rectangular 	FPRTL6030-__	60 x 30"	4	90	\$1710.	\$1589.	\$1890.	\$1444.
	FPRTL6636-__	66 x 36"	4	100	1836.	1776.	2041.	1545.
	FPRTL7236-__	72 x 36"	4	115	1879.	1794.	2095.	1595.
	FPRTL8442-__	84 x 42"	4	135	2288.	2168.	2528.	1945.

For additional sizes see page 114 in Occasional Table section or page 107 in the Console Table section.

Refer to pages 110-111 for matching credenzas


Contemporary Conference

Contemporary Marble/Granite Top Tables




Cylinder
Base

page 86




Concave
Base

page 87



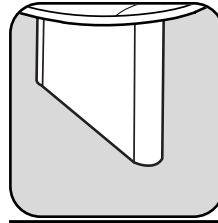
Crescent
Base

page 88



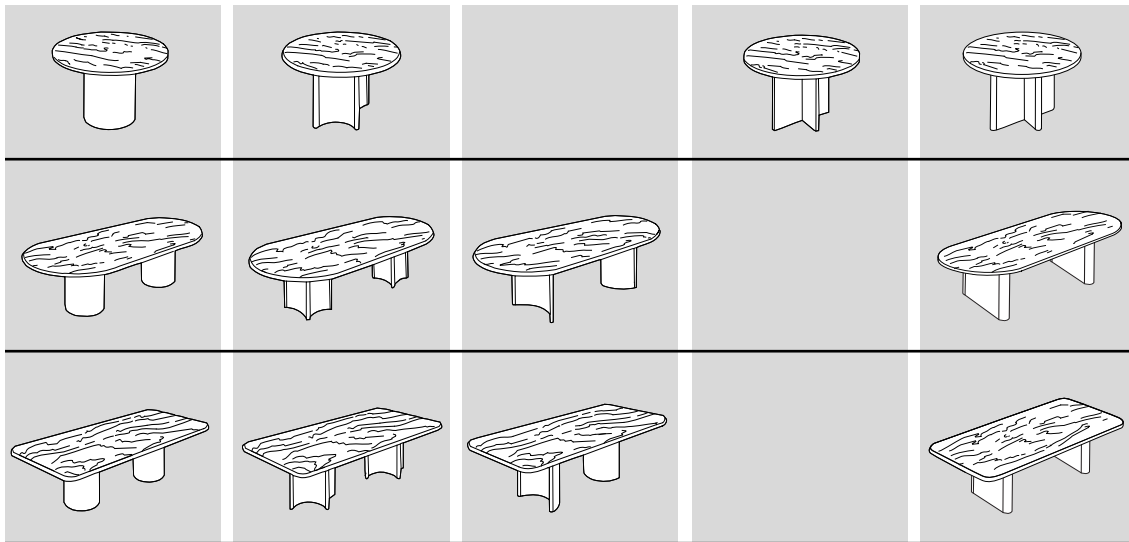
Wood X
Base

page 88



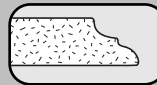
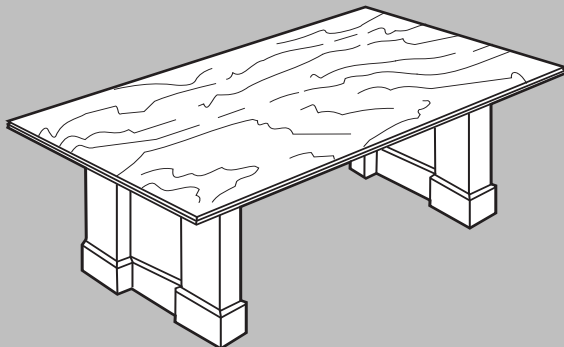
Wood DC
Legs

page 89



New!
Traditional Marble / Granite Top Tables!

Call factory for pricing.



1.25"
Ogee Edge

Wood bases are of a reinforced construction and are shipped K/D from the stone wood sub-top assembly.

Veneers on all exterior wood surfaces are "A" grade select in plain sliced White Oak, American Black Walnut, Cherry, White Maple, and slip-matched Sapele (Mahogany).

Wood Finishes are in a variety of 17 stained finishes listed below. A semi-open pore, 40° sheen, water and alcohol resistant top coat is standard.

Royal Walnut #101
Cordovan Walnut #102
Senator Walnut #104
Cappuccino on Walnut # 105

Natural Oak #200
Harvest Oak #201

Mahogany #300
Cherry Mahogany #301
Scarlet Mahogany #303

Medium Cherry #400
Light Cherry #401
Victorian Cherry #402
Red Cherry #404
Classic Cherry #406
English Cherry #408

Natural White Maple #700
Pear Wood on Maple #701

Special finish matches are available at a slight upcharge.

Marble and Granite Tops are available in two self edges:

- 1.25" Bullnose
 - 2.5" Duo Bullnose - consisting of .75 Bullnosed Marble, .5 Wood insert reveal, and a 1.25 Bullnose wood sub top.
- Stone tops are also available as an inlay with four wood edges.

Marbles:

Rosso Levanto (Red)
Verde (Green)
Dark Emperador (Brown)

Light Emperador

White Calacatto
Jerusalem Gold

Granites:

Absolute Black (Black)
Rosa Porrina (Gray/Rosa)
Luna Pearl (Salt/Pepper)

Black Galaxy

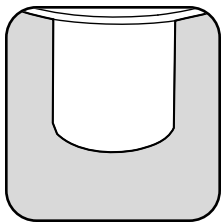
Blue Pearl
Dakota Mahogany

Please note that marble and granite are natural materials and variations in pattern and color will exist from piece to piece and within each slab. Large stone tops may be shipped in more than two pieces depending on availability of stone and installation difficulties.

For special sizes or colors please call Arnold Furniture for quotation.

Option:

.25" reveal on Duo-Bullnose Edge in chrome, brass, or black
Add \$15. per linear foot.



Contemporary Marble/Granite Top Tables

Wood Cylinder Base

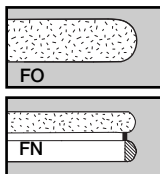
Refer to page 85 for additional information on marbles, granites and wood finishes.

Add edge detail letter as suffix to style number when ordering

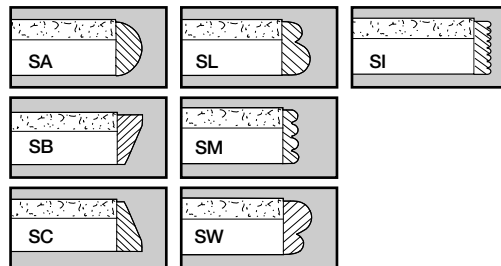
Edge details



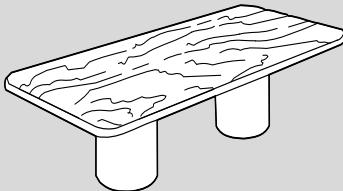
- FO = 1.25" Bullnose
- FN = 2.5" Duo Bullnose
- SA = 2" Bullnose
- SC = 2" Bevel
- SB = 2" Reverse Bevel
- SL = 2" Duet
- SM = 2" Reeded
- SW = 2" Reverse Duet
- SI = 2" Serrated

Stone Self-edge




Stone Inlay with Wood Edge



	Top Size	Bases	Wt	Marble Top	Price	Granite Top	Price
Round Top 	36"	1	170	FMOCY36-__	\$3922.	FZOCY36-__	\$4708.
	42"	1	210	FMOCY42-__	4900.	FZOCY42-__	5887.
	48"	1	250	FMOCY48-__	6254.	FZOCY48-__	7506.
	54"	1	320	FMOCY54-__	7106.	FMOCY54-__	8525.
	60"	1	385	FMOCY60-__	7957.	FZOCY60-__	9543.
Racetrack Top 	84 x 42"	2	440	FMCCY8442-__	\$9440.	FZCCY8442-__	\$11329.
	96 x 48"	2	580	FMCCY9648-__	12226.	FZCCY9648-__	14670.
	120 x 48"	2	720	FMCCY2048-__	16636.	FZCCY2048-__	19964.
	144 x 48"	3	840	FMCCY4448-__	20260.	FZCCY4448-__	24310.
	168 x 48"	3	960	FMCCY6848-__	23633.	FZCCY6848-__	28292.
Round Corner Rectangular Top with 6" Radius Corners 	84 x 42"	2	440	FMUCY8442-__	\$8731.	FZUCY8442-__	\$10472.
	96 x 48"	2	580	FMUCY9648-__	11375.	FZUCY9648-__	13650.
	120 x 48"	2	720	FMUCY2048-__	15779.	FZUCY2048-__	18938.
	144 x 48"	3	840	FMUCY4448-__	19408.	FZUCY4448-__	23290.
	168 x 48"	3	960	FMUCY6848-__	22454.	FZUCY6848-__	26878.

120", 144" and 168" marble and granite tops are two pieces.



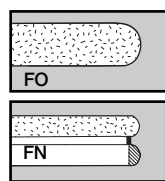
Wood Concave Base

Refer to page 85 for additional information on marbles, granites and wood finishes.

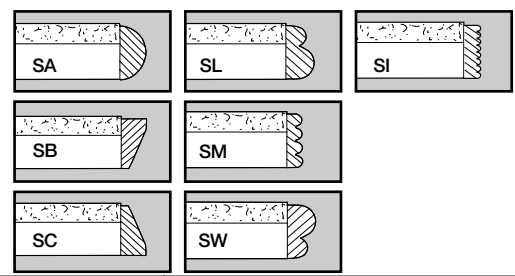
Add edge detail letter as suffix to style number when ordering

- Edge details
- FO = 1.25" Bullnose
 - FN = 2.5" Duo Bullnose
 - SA = 2" Bullnose
 - SC = 2" Bevel
 - SB = 2" Reverse Bevel
 - SL = 2" Duet
 - SM = 2" Reeded
 - SW = 2" Reverse Duet
 - SI = 2" Serrated

Stone Self-edge




Stone Inlay with Wood Edge



	Top Size	Bases	Wt	Marble Top	Price	Granite Top	Price
Round Top 	36"	1	180	FMOCC36-__	\$4623.	FZOCC36-__	\$5546.
	42"	1	220	FMOCC42-__	5159.	FZOCC42-__	6191.
	48"	1	260	FMOCC48-__	6578.	FZOCC48-__	7899.
	54"	1	330	FMOCC54-__	7477.	FZOCC54-__	8973.
	60"	1	395	FMOCC60-__	8376.	FZOCC60-__	10047.
Racetrack Top 	84 x 42"	2	460	FMCCC8442-__	\$9950.	FZCCC8442-__	\$11942.
	96 x 48"	2	600	FMCCC9648-__	12509.	FZCCC9648-__	15012.
	120 x 48"	2	740	FMCCC2048-__	17062.	FZCCC2048-__	20472.
	144 x 48"	3	860	FMCCC4448-__	20615.	FZCCC4448-__	24740.
	168 x 48"	3	980	FMCCC6848-__	24054.	FZCCC6848-__	28863.
Round Corner Rectangular Top with 6" Radius Corners 	84 x 42"	2	460	FMUCC8442-__	\$9098.	FZUCC8442-__	\$10917.
	96 x 48"	2	600	FMUCC9648-__	11659.	FZUCC9648-__	13992.
	120 x 48"	2	740	FMUCC2048-__	16211.	FZUCC2048-__	19447.
	144 x 48"	3	860	FMUCC4448-__	19763.	FZUCC4448-__	23717.
	168 x 48"	3	980	FMUCC6848-__	23055.	FZUCC6848-__	27666.

120", 144" and 168" marble and granite tops are two pieces.



Contemporary Marble/Granite Top Tables

Wood X and Crescent Bases

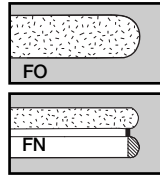
Refer to page 85 for additional information on marbles, granites and wood finishes.

Add edge detail letter as suffix to style number when ordering

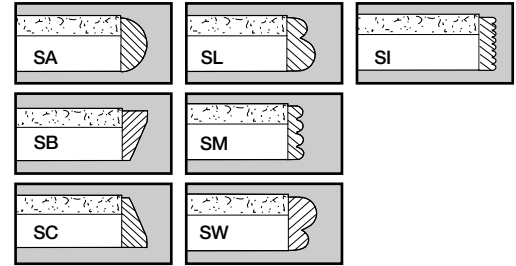
Edge details


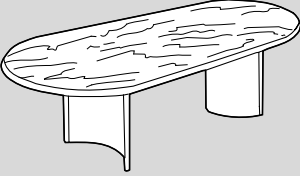
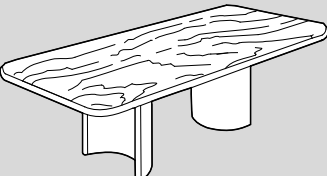
- FO = 1.25" Bullnose
- FN = 2.5" Duo Bullnose
- SA = 2" Bullnose
- SC = 2" Bevel
- SB = 2" Reverse Bevel
- SL = 2" Duet
- SM = 2" Reeded
- SW = 2" Reverse Duet
- SI = 2" Serrated

Stone Self-edge

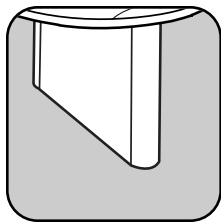


Stone Inlay with Wood Edge



	Top Size	Bases	Wt	Marble Top	Price	Granite Top	Price
Round Top / X Base 	36"	1	175	FMOWX36-__	\$3552.	FZOWX36-__	\$4256.
	42"	1	215	FMOWX42-__	4579.	FZOWX42-__	5494.
	48"	1	255	FMOWX48-__	5829.	FZOWX48-__	6996.
	54"	1	325	FMOWX54-__	6812.	FZOWX54-__	8173.
	60"	1	390	FMOWX60-__	7795.	FZOWX60-__	9349.
Racetrack Top / Crescent Bases 	84 x 42"	2	430	FMCCR8442-__	\$9298.	FZCCR8442-__	\$11155.
	96 x 48"	2	570	FMCCR9648-__	12083.	FZCCR9648-__	14502.
	120 x 48"	3	710	FMCCR2048-__	16495.	FZCCR2048-__	19790.
	144 x 48"	3	830	FMCCR4448-__	20118.	FZCCR4448-__	24143.
	168 x 48"	4	950	FMCCR6848-__	23585.	FZCCR6848-__	28244.
RC Rectangular Top w/ 6" R. Corners Crescent Bases 	84 x 42"	2	430	FMUCR8442-__	\$8531.	FZUCR8442-__	\$10241.
	96 x 48"	2	570	FMUCR9648-__	11219.	FZUCR9648-__	13477.
	120 x 48"	3	710	FMUCR2048-__	15637.	FZUCR2048-__	18765.
	144 x 48"	3	830	FMUCR4448-__	19267.	FZUCR4448-__	23116.
	168 x 48"	4	950	FMUCR6848-__	22441.	FZUCR6848-__	26841.

120", 144" and 168" marble and granite tops are two pieces.



Wood DC Legs

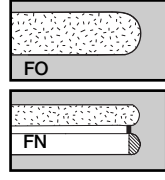
Refer to page 89 for additional information on marbles, granites and wood finishes.

Add edge detail letter as suffix to style number when ordering

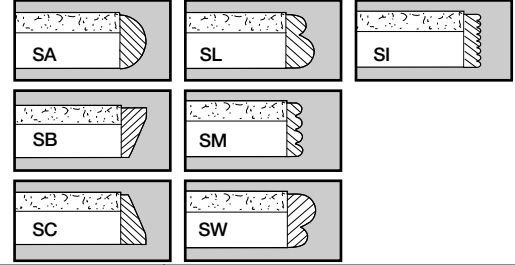
Edge details

- FO = 1.5" Bullnose
- FN = 2.5" Duo Bullnose
- SA = 2" Bullnose
- SC = 2" Bevel
- SB = 2" Reverse Bevel
- SL = 2" Duet
- SM = 2" Reeded
- SW = 2" Reverse Duet
- SI = 2" Serrated

Stone Self-edge



Stone Inlay with Wood Edge




	Top Size	Bases	Wt	Marble Top	Price	Granite Top	Price
Round Top / Wood DC Base 	36"	1	175	FMODC36-__	\$3638.	FZODC36-__	\$4355.
	42"	1	215	FMODC42-__	4642.	FZODC42-__	5401.
	48"	1	255	FMODC48-__	5954.	FZODC48-__	7277.
	54"	1	325	FMODC54-__	8104.	FZODC54-__	8269.
	60"	1	390	FMODC60-__	7387.	FZODC60-__	9261.
Racetrack Top / Wood DC Legs 	84 x 42"	2	430	FMCDC8442-__	\$9509.	FZCDC8442-__	\$11412.
	96 x 48"	2	570	FMCDC9648-__	12315.	FZCDC9648-__	14777.
	120 x 48"	3	710	FMCDC2048-__	16758.	FZCDC2048-__	20110.
	144 x 48"	3	830	FMCDC4448-__	20407.	FZCDC4448-__	24488.
	168 x 48"	3	950	FMCDC6848-__	23806.	FZCDC6848-__	28500.
RC Rectangular Top w/ 6" R. Corners Wood DC Legs 	84 x 42"	2	430	FMUDC8442-__	\$8801.	FZUDC8442-__	\$10549.
	96 x 48"	2	570	FMUDC9648-__	11458.	FZUDC9648-__	13750.
	120 x 48"	3	710	FMUDC2048-__	15895.	FZUDC2048-__	19077.
	144 x 48"	3	830	FMUDC4448-__	19551.	FZUDC4448-__	23461.
	168 x 48"	3	950	FMUDC6848-__	22618.	FZUDC6848-__	27075.

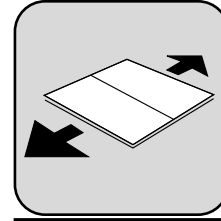
120", 144" and 168" marble and granite tops are two pieces.

Stone Top Conference

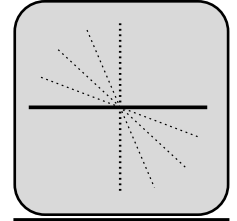
Expandable/Contractible Tables



Sectional Tables



Extension Tables



Folding Tables

page 93

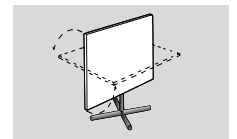
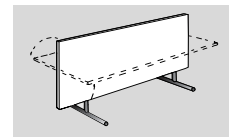
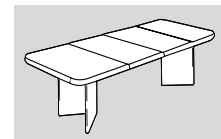
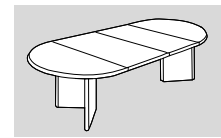
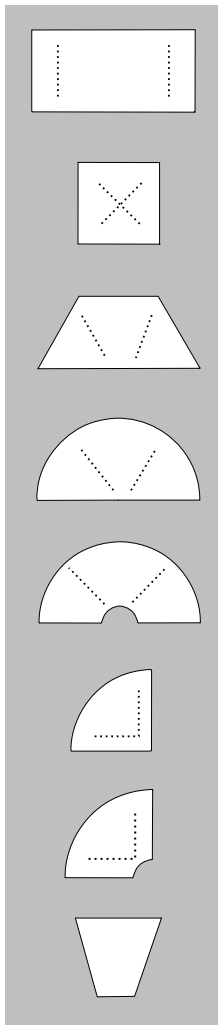
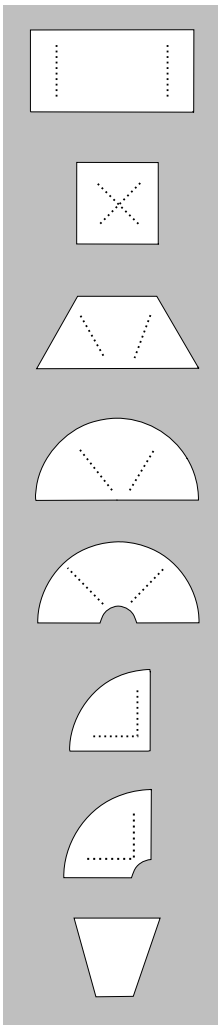
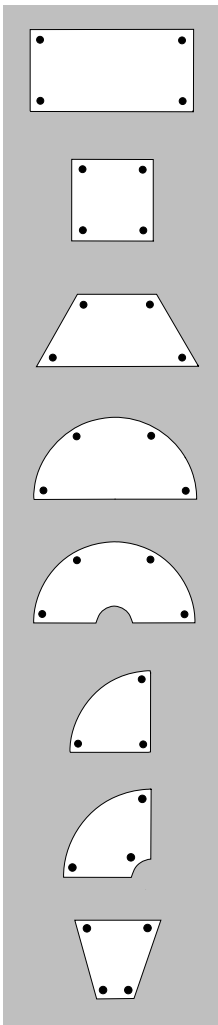
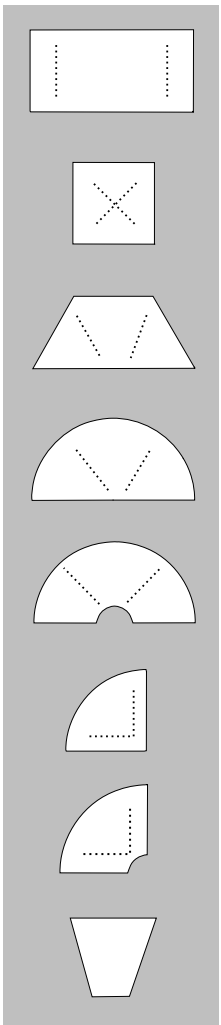
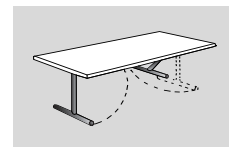
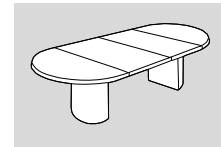
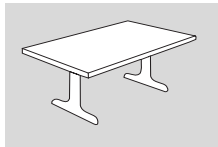
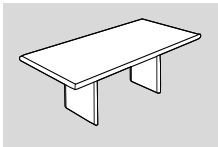
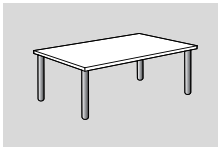
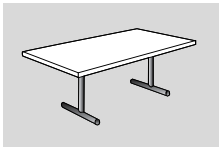
page 94

page 95

page 96

page 98

page 99



Veneers on all exterior surfaces are "A" grade select in plain sliced White Oak, American Black Walnut, Cherry, White Maple, and slip-matched Sapele (Mahogany).


Finishes are in a variety of 17 stained finishes listed below. A semi-open pore, 40° sheen, water and alcohol resistant top coat is standard.

Royal Walnut #101	Medium Cherry #400
Cordovan Walnut #102	Light Cherry #401
Senator Walnut # 104	Victorian Cherry #402
Cappuccino on Walnut #105	Red Cherry #404
Natural Oak #200	Classic Cherry #406
Harvest Oak #201	English Cherry #408
Mahogany #300	Natural White Maple #700
Cherry Mahogany #301	Pear Wood on Maple #701
Scarlet Mahogany #303	

Special finish matches are available at a slight upcharge.

Plastic Laminates are available in any color with a textured finish of your choice from Nevamar, Formica, Wilsonart, or Pionite.


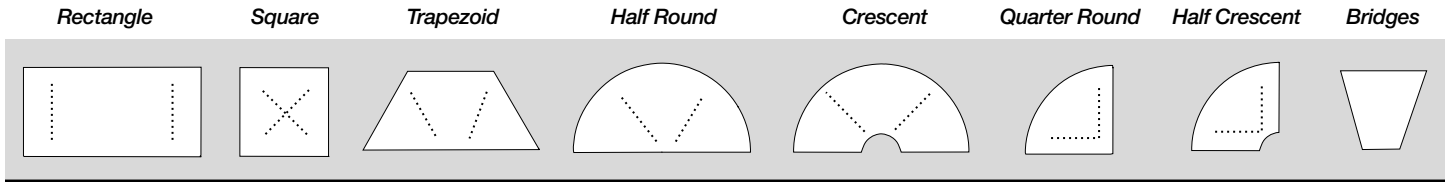
Custom configurations of all Sectional, Extension, and Folding Tables are available. Submit a plan view with dimensions and special requirements to Arnold Furniture, or to your sales representative, for a quotation.



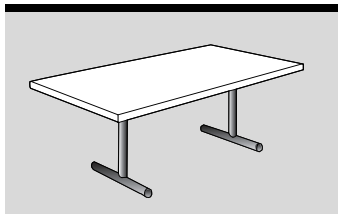
Sectional Tables

Grouping Ideas

Arnold Sectional Conference Tables are available in six basic shapes with three different types of bases. Individual units can be arranged to form an infinite variety of configurations to meet your specific need. Through the use of "Quick Connects", individual tables can be easily rearranged into another configuration.



Black Roma Base Sectional Tables



Polished Chrome Roma bases are available instead of black: + \$60. list per leg.

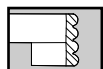
Neutral Grey Powder Roma bases available at no additional charge.

Tables may be ordered with optional "Quick Connects". See page 97.

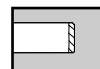
Casters available: + \$100. per table.

Refer to page 91 for additional information on veneers and finishes.

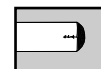
Add edge detail letter as suffix to style number when ordering



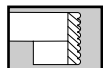
FM - 2"
Reeded



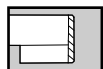
FP - 1.25"
Hardwood



FV - 1.25"
Vinyl



FI - 2"
Serrated



FD - 2"
Hardwood

Top Shapes	Style No	Top Size	Bases	Wt	Woods	Laminate	Woods	Laminate	Woods	Laminate
Rectangular 	FARRO48 - __	48 x 24"	2	75	\$1311.	\$1112.	\$1206.	\$945.	\$673.	\$611.
	FARRO60 - __	60 x 30"	2	98	1594.	1356.	1473.	1144.	751.	689.
	FARRO72 - __	72 x 36"	2	125	1812.	1533.	1683.	1422.	827.	768.
Square 	FASRO24 - __	24 x 24"	1	45	\$1101.	\$939.	\$1011.	\$794.	\$583.	\$505.
	FASRO30 - __	30 x 30"	1	50	1288.	1094.	1184.	927.	639.	539.
	FASRO36 - __	36 x 36"	1	65	1395.	1184.	1283.	1005.	677.	583.
Trapezoid at 60° 	FATRO48 - __	48 x 24 x 24"	2	70	\$1583.	\$1344.	\$1455.	\$1139.	\$770.	\$656.
	FATRO60 - __	60 x 30 x 30"	2	85	1773.	1505.	1628.	1278.	827.	755.
	FATRO72 - __	72 x 36 x 36"	2	120	1962.	1667.	1806.	1412.	1184.	1094.
Half Round 	FAHRO48 - __	48 x 24"R	2	70	\$1806.	\$1538.	\$1662.	\$1301.	\$1112.	\$689.
	FAHRO60 - __	60 x 30"R	2	85	2010.	1705.	1851.	1445.	1217.	768.
	FAHRO72 - __	72 x 36"R	2	120	2206.	1872.	2028.	1589.	1333.	871.
Crescent 	FACRO48 - __	48 x 24"R	2	70	\$1989.	\$1722.	\$1819.	\$1485.	\$1179.	\$872.
	FACRO60 - __	60 x 30"R	2	85	2177.	1872.	2004.	1612.	1300.	935.
	FACRO72 - __	72 x 36"R	2	120	2388.	2054.	2202.	1772.	1425.	1054.
Quarter Round 	FADRO24 - __	24 x 24"	1	40	\$1344.	\$1144.	\$1240.	\$972.	\$706.	\$634.
	FADRO30 - __	30 x 30"	1	45	1505.	1278.	1389.	1083.	778.	706.
	FADRO36 - __	36 x 36"	1	60	1657.	1406.	1523.	1188.	894.	806.
Half Crescent 	A x B									
	FAFRO2430-__	30 x 24"	1	55	\$1467.	\$1250.	\$1344.	\$1056.	\$751.	\$673.
	FAFRO3036-__	36 x 30"	1	60	1616.	1373.	1490.	1162.	833.	751.
	FAFRO3642-__	42 x 36"	1	70	1778.	1511.	1639.	1278.	956.	856.

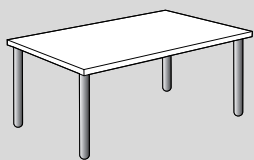

For prices and sizes on angled bridges, see page 97.



For modesty panels, grommets, wire management, and data and power options, see page 97.

Sectional Tables

Black Cylindrical Metal Legs



Polished Chrome legs are available instead of black legs: add \$60. list per leg.

Tables may be ordered with optional "Quick Connects". See page 97.

Refer to page 91 for additional information on veneers and finishes.

Casters available: add \$100. per table.

Add edge detail letter as suffix to style number when ordering



FM - 2"
Reeded



FP - 1.25"
Hardwood



FV - 1.25"
Vinyl



FI - 2"
Serrated



FD - 2"
Hardwood

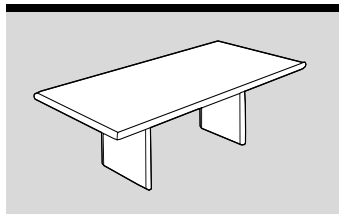
Top Shapes	Style No	Top Size	Legs	Wt	Woods	Laminate	Woods	Laminate	Woods	Laminate
Rectangular 	FARML48 - __	48 x 24"	4	75	\$1544.	\$1333.	\$1433.	\$1159.	\$871.	\$807.
	FARML60 - __	60 x 30"	4	98	1842.	1591.	1713.	1368.	953.	889.
	FARML72 - __	72 x 36"	4	125	2011.	1852.	1865.	1718.	1035.	972.
Square 	FASML24 - __	24 x 24"	4	45	\$1322.	\$1152.	\$1227.	\$1000.	\$778.	\$696.
	FASML30 - __	30 x 30"	4	50	1520.	1316.	1410.	1140.	836.	731.
	FASML36 - __	36 x 36"	4	65	1631.	1410.	1515.	1222.	877.	778.
Trapezoid at 60° 	FATML48 - __	48 x 24 x 24"	4	70	\$1830.	\$1579.	\$1696.	\$1363.	\$976.	\$896.
	FATML60 - __	60 x 30 x 30"	4	85	2030.	1748.	1878.	1509.	1035.	959.
	FATML72 - __	72 x 36 x 36"	4	120	2229.	1919.	2065.	1650.	1410.	1316.
Half Round 	FAHML48 - __	48 x 24"R	4	70	\$2065.	\$1783.	\$1914.	\$1533.	\$1333.	\$889.
	FAHML60 - __	60 x 30"R	4	85	2280.	1959.	2112.	1685.	1445.	972.
	FAHML72 - __	72 x 36"R	4	120	2485.	2135.	2299.	1837.	1567.	1081.
Crescent 	FACML48 - __	48 x 24"R	4	70	\$2258.	\$1977.	\$2079.	\$1726.	\$1404.	\$1082.
	FACML60 - __	60 x 30"R	4	85	2456.	2135.	2272.	1861.	1532.	1148.
	FACML72 - __	72 x 36"R	4	120	2678.	2326.	2482.	2029.	1664.	1273.
Quarter Round 	FADML24 - __	24 x 24"	3	40	\$1579.	\$1368.	\$1469.	\$1187.	\$906.	\$831.
	FADML30 - __	30 x 30"	3	45	1748.	1509.	1626.	1304.	983.	906.
	FADML36 - __	36 x 36"	3	60	1908.	1643.	1767.	1415.	1105.	1012.
Half Crescent 		A x B								
	FAFML2430-__	30 x 24"	3	55	\$1708.	\$1480.	\$1579.	\$1275.	\$953.	\$871.
	FAFML3036-__	36 x 30"	3	60	1865.	1609.	1732.	1387.	1041.	953.
	FAFML3642-__	42 x 36"	3	70	2035.	1754.	1889.	1509.	1170.	1065.

For prices and sizes on angled bridges, see page 97.



For modesty panels, grommets, wire management, and data and power options, see page 97.

Wood Panel Leg Sectional Tables



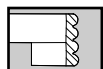
Wood Panel Legs have same edge detail as top.

Tables may be ordered with optional "Quick Connects". See page 97.

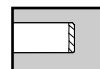
Casters available: add \$100. per table.

Refer to page 91 for additional information on veneers and finishes.

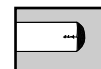
Add edge detail letter as suffix to style number when ordering



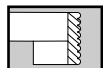
FM - 2" Reeded



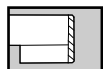
FP - 1.25" Hardwood



FV - 1.25" Vinyl



FI - 2" Serrated



FD - 2" Hardwood

Top Shapes	Style No	Top Size	Bases	Wt	Woods	Laminate	Woods	Laminate	Woods	Laminate
Rectangular 	FARPL48 - __	48 x 24"	2	75	\$1461.	\$1246.	\$1348.	\$1068.	\$775.	\$710.
	FARPL60 - __	60 x 30"	2	98	1759.	1502.	1628.	1282.	853.	794.
	FARPL72 - __	72 x 36"	2	125	1890.	1672.	1789.	1413.	942.	870.
Square 	FASPL24 - __	24 x 24"	1	45	\$1234.	\$1061.	\$1139.	\$906.	\$680.	\$596.
	FASPL30 - __	30 x 30"	1	50	1431.	1229.	1324.	1044.	739.	632.
	FASPL36 - __	36 x 36"	1	65	1551.	1324.	1431.	1132.	781.	810.
Trapezoid at 60° 	FATPL48 - __	48 x 24 x 24"	2	70	\$1753.	\$1496.	\$1615.	\$1277.	\$876.	\$756.
	FATPL60 - __	60 x 30 x 30"	2	85	1956.	1670.	1801.	1420.	942.	858.
	FATPL72 - __	72 x 36 x 36"	2	120	2158.	1842.	1986.	1568.	1317.	1229.
Half Round 	FAHPL48 - __	48 x 24"R	2	70	\$1992.	\$1705.	\$1837.	\$1449.	\$1246.	\$794.
	FAHPL60 - __	60 x 30"R	2	85	2206.	1884.	2039.	1604.	1360.	870.
	FAHPL72 - __	72 x 36"R	2	120	2421.	2063.	2230.	1759.	1485.	983.
Crescent 	FACPL48 - __	48 x 24"R	2	70	\$2191.	\$1903.	\$2007.	\$1619.	\$1310.	\$858.
	FACPL60 - __	60 x 30"R	2	85	2385.	2063.	2228.	1793.	1448.	959.
	FACPL72 - __	72 x 36"R	2	120	2620.	2262.	2409.	1938.	1583.	1081.
Quarter Round 	FADPL24 - __	24 x 24"	1	40	\$1496.	\$1282.	\$1382.	\$1091.	\$810.	\$727.
	FADPL30 - __	30 x 30"	1	45	1670.	1425.	1539.	1216.	889.	810.
	FADPL36 - __	36 x 36"	1	60	1830.	1562.	1688.	1330.	1013.	918.
Half Crescent 	A x B									
	FAFPL2430-__	30 x 24"	1	55	\$1628.	\$1390.	\$1496.	\$1187.	\$853.	\$776.
	FAFPL3036-__	36 x 30"	1	60	1789.	1527.	1664.	1301.	948.	853.
	FAFPL3642-__	42 x 36"	1	70	1962.	1675.	1807.	1437.	1079.	972.

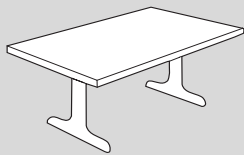

For prices and sizes on angled bridges, see page 97.



For modesty panels, grommets, wire management, and data and power options, see page 97.

Sectional Tables

Wood RAS Base



Tables may be ordered with optional "Quick Connects". See page 97.

Castors available: add \$100. per table.

Refer to page 95 for additional information on veneers and finishes.

Add edge detail letter as suffix to style number when ordering



FM - 2"
Reeded



FP - 1.25"
Hardwood



FV - 1.25"
Vinyl



FI - 2"
Serrated



FD - 2"
Hardwood

Top Shapes	Style No	Top Size	Legs	Wt	Woods	Laminate	Woods	Laminate	Woods	Laminate
Rectangular 	FARRS48 - __	48 x 24"	4	75	\$1722.	\$1492.	\$1598.	\$1288.	\$974.	\$893.
	FARRS60 - __	60 x 30"	4	98	2057.	1775.	1913.	1532.	1058.	992.
	FARRS72 - __	72 x 36"	4	125	2255.	1939.	2083.	1670.	1151.	1078.
Square 	FASRS24 - __	24 x 24"	4	45	\$1480.	\$1282.	\$1374.	\$1111.	\$861.	\$776.
	FASRS30 - __	30 x 30"	4	50	1697.	1466.	1571.	1269.	933.	809.
	FASRS36 - __	36 x 36"	4	65	1828.	1577.	1697.	1360.	980.	861.
Trapezoid at 60° 	FATRS48 - __	48 x 24 x 24"	4	70	\$2051.	\$1768.	\$1900.	\$1524.	\$1058.	\$965.
	FATRS60 - __	60 x 30 x 30"	4	85	2268.	1960.	2104.	1684.	1151.	1064.
	FATRS72 - __	72 x 36 x 36"	4	120	2492.	2143.	2319.	1841.	1571.	1466.
Half Round 	FAHRS48 - __	48 x 24"R	4	70	\$2313.	\$1992.	\$2143.	\$1710.	\$1486.	\$992.
	FAHRS60 - __	60 x 30"R	4	85	2551.	2175.	2359.	1886.	1617.	1078.
	FAHRS72 - __	72 x 36"R	4	120	2887.	2394.	2577.	2051.	1754.	1203.
Crescent 	FACRS48 - __	48 x 24"R	4	70	\$2530.	\$2173.	\$2331.	\$1868.	\$1840.	\$1074.
	FACRS60 - __	60 x 30"R	4	85	2756.	2344.	2537.	2004.	1717.	1157.
	FACRS72 - __	72 x 36"R	4	120	3113.	2591.	2783.	2208.	1865.	1292.
Quarter Round 	FADRS24 - __	24 x 24"	3	40	\$1768.	\$1532.	\$1644.	\$1321.	\$1090.	\$919.
	FADRS30 - __	30 x 30"	3	45	1960.	1689.	1815.	1473.	1229.	1007.
	FADRS36 - __	36 x 36"	3	60	2130.	1835.	1972.	1584.	1294.	1130.
Half Crescent 	A x B									
	FAFRS2430-__	30 x 24"	3	55	\$1913.	\$1649.	\$1768.	\$1426.	\$1058.	\$974.
	FAFRS3036-__	36 x 30"	3	60	2096.	1801.	1933.	1550.	1157.	1058.
	FAFRS3642-__	42 x 36"	3	70	2280.	1966.	2109.	1689.	1303.	1190.

For prices and sizes on angled bridges, see page 97.

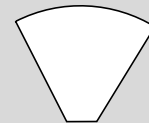
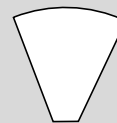


For modesty panels, grommets, wire management, data and power options, and quick connects, see page 97.

Miscellaneous Components and Options

Angled Bridges

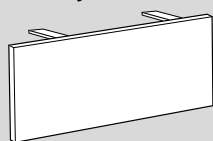
All finishes
All sizes (depths)
All edge details



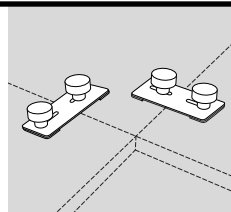
Angle	15°	22.5°	30°	45°	60°
Style Number	FAR BR 15	FAR BR 22	FAR B30	FAR BR 45	FAR BR 60
List Price	\$245.	\$265.	\$278.	\$298.	\$323.

Expandable/Contractible

Removable Modesty Panels

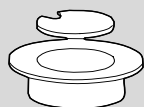


Style No	Size	List Price
FARMP48 -	48 x 12"	\$385.
FARMP60 -	60 x 12"	506.
FARMP72 -	72 x 12"	675.

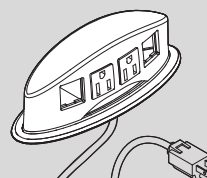


Quick Connects

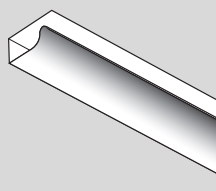
+ \$120. per table
Optional "Quick Connects" are located on underside of top. A rough sketch must be submitted showing positioning of table sections.



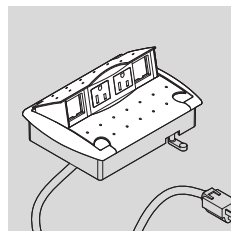
#033A - Black Plastic Grommet
+ \$55.
1.75" diameter




#161B - Elliptical Power and Data Center
+ \$265. list as described in black plastic. Elliptical shape; available in five finishes. Two power outlets and two RJ45 cat5e jacks. See page 297 for more details.



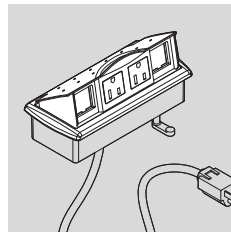
#036 - Plastic Cable Raceway
+ \$8 per linear foot
1.5 x 1". ideal for managing computer and electric wires.



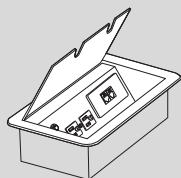
#163B - Interport
+ \$280. list as described in black plastic. Tilt up unit available in five finishes. Two power outlets and two RJ45 cat5e jacks. See page 298 for more details.



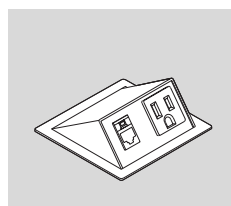
#036a - Black Plastic Cable Raceway
for a leg or vertical surface.
+ \$18 per 26" length
Can be attached to any surface with double sided tape.



#164B - Miniport
+ \$265. list as described in black plastic. Tilt up unit available in five finishes. Two power outlets and two RJ45 cat5e jacks. See page 298 for more details.

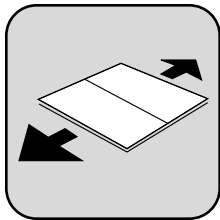


#141B - Interact
+ \$348. list as described with black metal lid. Hinged door unit available in three different finishes or with a wood lid. Two power outlets, two RJ45 cat6 jacks, and one RJ11 cat3 jack. See page 289 for more details.



#167A - Angled Monolith
+ \$270. list as described in black metal. Fixed table top unit available in two finishes. Perfect for the individual user. One power outlets and one RJ45 cat6 jack. See page 300 for more details.

For additional options, please see back of book.



Extension Tables

Wood tops are available in Walnut, Oak, Mahogany, Cherry or Maple veneers in all Arnold wood finishes.

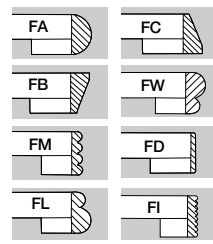
See page 40 for information on veneers, borders and inlays.

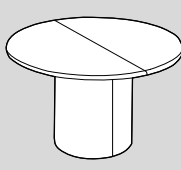
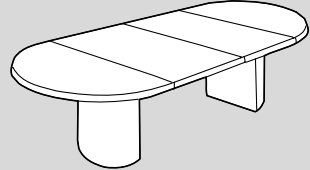

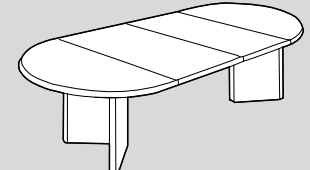
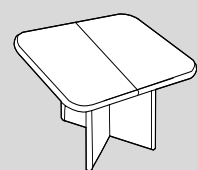
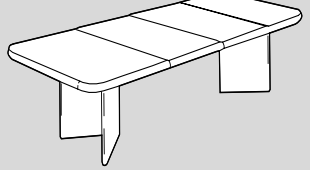
Delivery time for fancy veneer tops may be slightly longer than other tops.

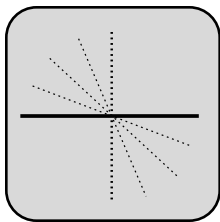
All Extension Tables have 2 bases

Edges: Add letters as suffix to style no.

- FA - 2" Bullnose
- FB - 2" Rev. Bevel
- FI - 2" Serrated
- FM - 2" Reeded
- FL - 2" Duet
- FC - 2" Bevel
- FW - 2" Rev. Duet
- FD - 2" Hardwood



		Style No	Top Open	Leaves	Wt	Woods	Lam.	
Racetrack Top / Half Cylinder Bases		FRCHC66-__	66 x 48"	1 @ 18"	225	\$5443.	\$5203.	N/A
		FRCHC84-__	84 x 48"	2 @ 18"	250	6120.	6359.	
		FRCHC96-__	96 x 48"	2 @ 24"	290	7192.	6619.	
Closed		FRCHC20-__	*120 x 48"	2 @ 24"	350	8665.	7641.	
Tables are 48" dia. when closed.								
*120 x 48" tables are 72 x 48" when closed								
Racetrack Top / Wood X Bases		FRCWX66-__	66 x 48"	1 @ 18"	225	\$5232.	\$4991.	N/A
		FRCWX84-__	84 x 48"	2 @ 18"	250	5831.	5409.	
		FRCWX96-__	96 x 48"	2 @ 24"	290	6915.	6344.	
Closed		FRCWX20-__	*120 x 48"	2 @ 24"	350	8414.	7391.	
Tables are 48" dia. when closed.								
*120 x 48" tables are 72 x 48" when closed								
RC Rectangular Top with 6" Radius Corners Wood X Bases		FRUWX66-__	66 x 48"	1 @ 18"	225	\$4712.	\$4472.	N/A
		FRUWX84-__	84 x 48"	2 @ 18"	250	5633.	5212.	
		FRUWX96-__	96 x 48"	2 @ 24"	290	6297.	5726.	
Closed		FRUWX20-__	*120 x 48"	2 @ 24"	350	7539.	6516.	
Tables are 48" square when closed.								
*120 x 48" tables are 72 x 48" when closed								

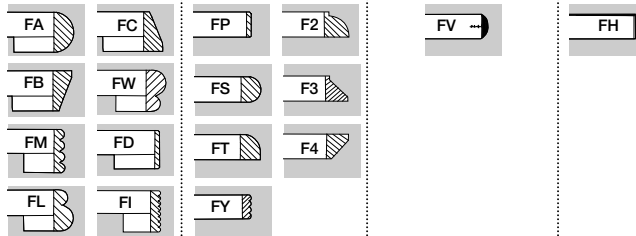


Folding Tables

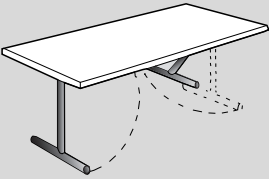
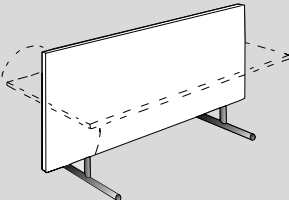

Laminate tops are available in your choice of Nevamar, Wilsonart, Pionite, or Formica. The hardwood edges and bases are offered in Walnut, Oak, Mahogany, Cherry or Maple in all Arnold wood finishes.

Edges: Add letters as suffix to style number

- FA - 2" Bullnose
- FB - 2" Rev. Bevel
- FI - 2" Serrated
- FM - 2" Reeded
- FL - 2" Duet
- FC - 2" Bevel
- FW - 2" Rev. Duet
- FD - 2" Hardwood
- FP - 1.25" Hardwood
- FS - 1.25" Bullnose
- FT - 1.25" Quar. Round
- FY - 1.25" Reeded
- F2 - 1.25" Notch 1/4 Rd
- F3 - 1.25" Notch Bevel
- F4 - 1.25" Rev. Bevel
- FV - 1.25" Vinyl
- FH - 1.25" Self Laminated

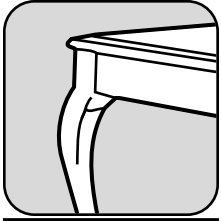


Expandable/Contractible

	Style No	Top Size	Bases	Wt	Woods	Lam.	Woods	Lam.	Woods	Lam.	Lam.
Rectangular Folding Table Black Roma T Bases 	FGR6030-__	60 x 30"	2	115	\$2031.	\$1911.	\$1795.	\$1675.	\$1670.	\$1549.	\$1294.
	FGR7236-__	72 x 36"	2	155	2445.	2204.	2228.	1988.	1992.	1752.	1632.
	FGR8436-__	84 x 36"	2	195	2827.	2406.	2609.	2187.	2386.	1965.	1729.
Rectangular Flip Top Table Black Roma T Bases 	FIR6030-__	60 x 30"	2	115	\$1900.	\$1779.	\$1729.	\$1609.	\$1611.	\$1491.	\$1248.
	FIR7236-__	72 x 36"	2	155	2359.	2119.	2170.	1928.	1939.	1699.	1599.
	FIR8436-__	84 x 36"	2	195	2749.	2327.	2504.	2083.	2367.	1946.	1702.
Square Flip Top Table Black Roma X Base 	FIG36-__	36 x 36"	1	95	\$1788.	\$1566.	\$1434.	\$1204.	\$1387.	\$1209.	\$1151.


Neutral Grey Powder Roma bases are also available at no additional charge.
 Polished Chrome Roma bases instead of black: add \$60. per leg

Consoles and Matching Credenzas: Traditional, Transitional, Contemporary



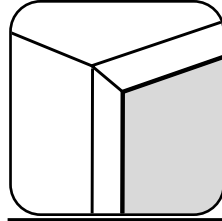
**Traditional
Consoles**

page 102



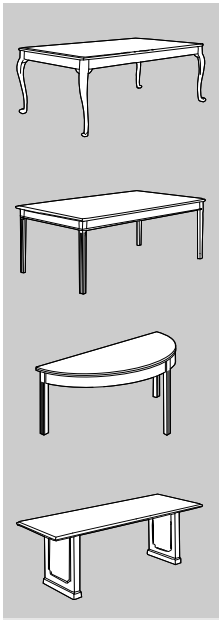
**Transitional
Consoles**

page 104



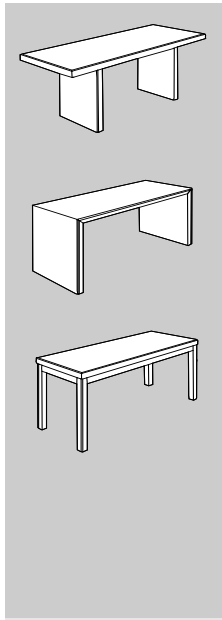
**Contemporary
Consoles**

page 106




Matching Credenzas

page 103




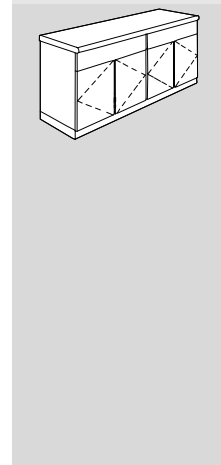
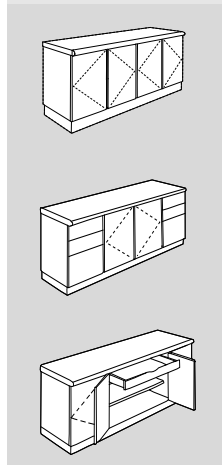
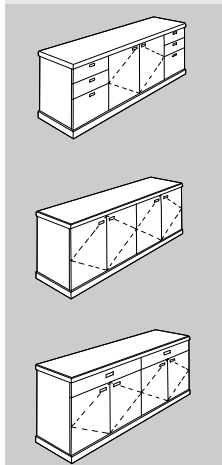
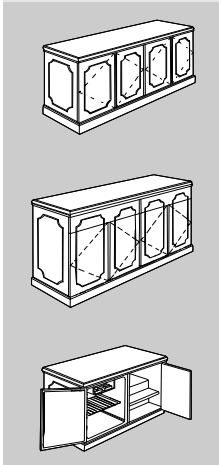
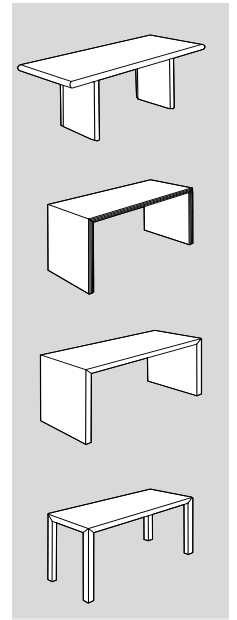
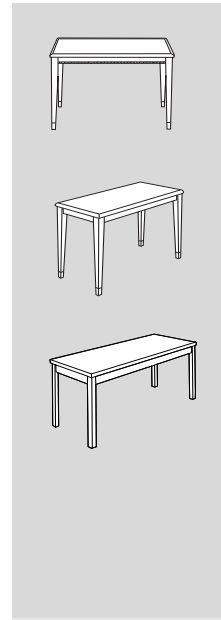
Matching Credenzas

page 105



Matching Credenzas

page 110



Arnold Furniture Consoles and Matching Credenzas are offered in three styles: **Traditional, Transitional and Contemporary.**

Veneers on all exterior surfaces are "A" grade select in plain sliced White Oak, American Black Walnut, Cherry, White Maple, and slip-matched Sapele (Mahogany).

Finishes are in a variety of 17 stained finishes listed below. Traditional items, however, are not offered in Maple. Contemporary items have a semi-open pore finish; Traditional items have a 95% closed pore top surface. All have an alcohol and water resistant top coat with a 40° sheen.

Royal Walnut #101
Cordovan Walnut #102
Senator Walnut #104
Cappuccino on Walnut #105
Natural Oak #200
Harvest Oak #201

Medium Cherry #400
Light Cherry #401
Victorian Cherry #402
Red Cherry #404
Classic Cherry #406
English Cherry #408

Mahogany #300
Cherry Mahogany #301
Scarlet Mahogany #303

Natural White Maple #700
Pear Wood on Maple #701

Special Finish matches are available at a small upcharge.

Top surfaces are available in wood veneers or plastic laminates. Wood veneers are shown in the column on the left. Traditional tops are available with a Crotch Mahogany option. Plastic Laminate tops are available in any color or texture of your choice from Pionite, Nevamar, Formica, or Wilsonart.

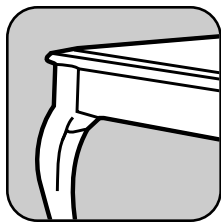
Specific Options on credenzas appear in the right hand column of the credenza pages. A more detailed description of some of these options appears at the back of the book.

Custom Configurations of most consoles and credenzas are available. Submit your special requirements with dimensions to Arnold Furniture, or to your Sales Representative, for a quotation.

Note:
Due to the nature of Crotch Mahogany veneer, Arnold Furniture will not be held responsible for checking and/or shrinkage that may occur over time. The temperature and humidity of the environment in which the product is placed may cause change to the face veneer.

Traditional

Consoles



Queen Anne Console Table 29.5" high		Book and Butt Top		Reverse Diamond Wood Top		Straight Grain Wood Top		
Edge	Width x Depth	Wt	Style No.	Price	Style No.	Price	Style No.	Price
1.25" Traditional	36 x 24"	55	FQCT3624-C	\$2858.	FQCT3624-H	\$2836.	FQCT3624-W	\$2395.
	42 x 24"	65	FQCT4224-C	3337.	FQCT4224-H	3307.	FQCT4224-W	2792.
	48 x 24"	85	FQCT4824-C	3450.	FQCT4824-H	3361.	FQCT4824-W	2839.
	54 x 24"	115	FQCT5424-C	3620.	FQCT5424-H	3490.	FQCT5424-W	2948.
	54 x 30"	120	FQCT5430-C	3746.	FQCT5430-H	3632.	FQCT5430-W	3069.
	60 x 30"	125	FQCT6030-C	3870.	FQCT6030-H	3695.	FQCT6030-W	3120.

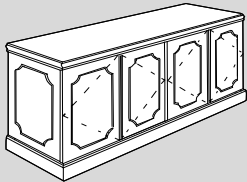
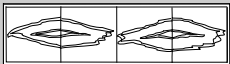


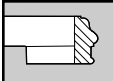
Neo-Classical Console Table / 1.75" Square Fluted Legs 29.5" high		Book and Butt Top		Reverse Diamond Wood Top		Straight Grain Wood Top		
Edge	Width x Depth	Wt	Style No.	Price	Style No.	Price	Style No.	Price
1.25" Traditional	36 x 18"	50	FTCT3618-C	\$1709.	FTCT3618-H	\$1433.	FTCT3618-W	\$1089.
	36 x 24"	55	FTCT3624-C	1853.	FTCT3624-H	1656.	FTCT3624-W	1440.
	48 x 18"	55	FTCT4818-C	1928.	FTCT4818-H	1728.	FTCT4818-W	1502.
	48 x 24"	85	FTCT4824-C	2410.	FTCT4824-H	2376.	FTCT4824-W	2066.
	54 x 24"	115	FTCT5424-C	2754.	FTCT5424-H	2628.	FTCT5424-W	2285.
	60 x 18"	85	FTCT6018-C	2015.	FTCT6018-H	1822.	FTCT6018-W	1584.
	60 x 30"	125	FTCT6030-C	3048.	FTCT6030-H	3023.	FTCT6030-W	2629.
	72 x 18"	115	FTCT7218-C	2223.	FTCT7218-H	2002.	FTCT7218-W	1741.
	72 x 30"	135	FTCT7230-C	3380.	FTCT7230-H	3255.	FTCT7230-W	2830.
	72 x 36"	155	FTCT7236-C	3549.	FTCT7236-H	3366.	FTCT7236-W	2982.

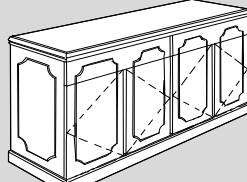
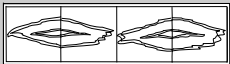
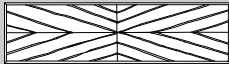

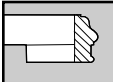
Neo-Classical Console Table / 1.75" Square Fluted Legs 29.5" high		Book and Butt Top		Reverse Diamond Wood Top		Straight Grain Wood Top		
Edge	Width x Depth	Wt	Style No.	Price	Style No.	Price	Style No.	Price
1.25" Traditional	36 x 18"	50	FTH3618-C	\$2215.	FTH3618-H	\$1962.	FTH3618-W	\$1660.
	48 x 24"	85	FTH4824-C	2998.	FTH4824-H	2552.	FTH4824-W	2046.
	54 x 27"	120	FTH5427-C	3997.	FTH5427-H	3328.	FTH5427-W	2584.
	60 x 30"	125	FTH6030-C	4202.	FTH6030-H	3606.	FTH6030-W	2924.
	72 x 36"	155	FTH7236-C	4575.	FTH7236-H	4268.	FTH7236-W	3825.

Neo-Classical Console Table / Panel Legs 29.5" high		Book and Butt Top		Reverse Diamond Wood Top		Straight Grain Wood Top		
Edge	Width x Depth	Wt	Style No.	Price	Style No.	Price	Style No.	Price
1.25" Traditional	36 x 18"	65	FTPT3618-C	\$1715.	FTPT3618-H	\$1273.	FTPT3618-W	\$1076.
	48 x 18"	70	FTPT4818-C	1879.	FTPT4818-H	1634.	FTPT4818-W	1380.
	60 x 18"	95	FTPT6018-C	2025.	FTPT6018-H	1829.	FTPT6018-W	1545.
	72 x 18"	125	FTPT7218-C	2300.	FTPT7218-H	2090.	FTPT7218-W	1766.

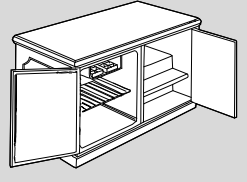



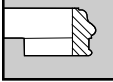
For Queen Anne and Neo-Classical Conference Tables, see pages 22 and 28.
 For Georgetown or Stratford traditional casegoods, see pages 218 and 222.
Option (for all above) Center drawer on ball bearing slides + \$297.

Matching Credenzas

				Storage Credenza 29" high					
									
				Book and Butt Top		Reverse Diamond Wood Top		Straight Grain Wood Top	
Edge	Width x Depth	Doors	Wt	Style No.	Price	Style No.	Price	Style No.	Price
 2" Traditional	36.75 x 19"	2	130	FTCRED6-C	\$2390.	FTCRED6-H	\$2184.	FTCRED6-W	\$1978.
	54.5 x 19"	3	190	FTCRED4-C	3438.	FTCRED4-H	3159.	FTCRED4-W	2880.
	72 x 19"	4	275	FTCRED2-C	4044.	FTCRED2-H	3733.	FTCRED2-W	3423.
	96 x 19"	6	410	FTCRED1-C	6788.	FTCRED1-H	6324.	FTCRED1-W	5859.
	120 x 19"	8	540	FTCRED5-C	7763.	FTCRED5-H	7325.	FTCRED5-W	6886.
	Adjustable shelves behind doors.	36.75 x 25"	2	160	FTCRED16-C	2712.	FTCRED16-H	2483.	FTCRED16-W
	54.5 x 25"	3	225	FTCRED14-C	3681.	FTCRED14-H	3359.	FTCRED14-W	3038.
	72 x 25"	4	295	FTCRED12-C	4701.	FTCRED12-H	4317.	FTCRED12-W	3928.
	96 x 25"	6	450	FTCRED11-C	6886.	FTCRED11-H	6542.	FTCRED11-W	6197.
	120 x 25"	8	590	FTCRED15-C	8943.	FTCRED15-H	8428.	FTCRED15-W	7912.

				Buffet Height Credenza 36" high					
									
				Book and Butt Top		Reverse Diamond Wood Top		Straight Grain Wood Top	
Edge	Width x Depth	Doors	Wt	Style No.	Price	Style No.	Price	Style No.	Price
 2" Traditional	36.75 x 19"	2	145	FTCRED7-C	\$3756.	FTCRED7-H	\$3640.	FTCRED7-W	\$3525.
	72 x 19"	4	295	FTCRED3-C	5635.	FTCRED3-H	5504.	FTCRED3-W	5371.
	110 x 19"	6	435	FTCRED8-C	9265.	FTCRED8-H	9140.	FTCRED8-W	9014.
	36.75 x 25"	2	165	FTCRED17-C	4300.	FTCRED17-H	4062.	FTCRED17-W	3822.
	72 x 25"	4	345	FTCRED13-C	6593.	FTCRED13-H	6140.	FTCRED13-W	5934.
	110 x 25"	6	475	FTCRED18-C	10778.	FTCRED18-H	10262.	FTCRED18-W	9746.

Utility drawers above doors.
Adjustable shelves behind doors.


				Refrigerator Credenza 29" high					
									
				Book and Butt Top		Reverse Diamond Wood Top		Straight Grain Wood Top	
Edge	Width x Depth	Doors	Wt	Style No.	Price	Style No.	Price	Style No.	Price
 2" Traditional	36.75 x 19"	2	185	FTCRED9-C	\$3713.	FTCRED9-H	\$3507.	FTCRED9-W	\$3301.
	36.75 x 25"	2	215	FTCRED19-C	\$4035.	FTCRED19-C	3806.	FTCRED19-W	\$3553.

2 cubic foot capacity.

Consoles

Refer to page 101 for General Information and finishes
Plastic Laminate Tops available-same price as Straight Grain Wood Tops

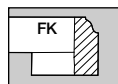
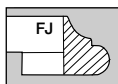
Locks optional: Door lock + \$66. per pair of doors
Drawer lock + \$40.



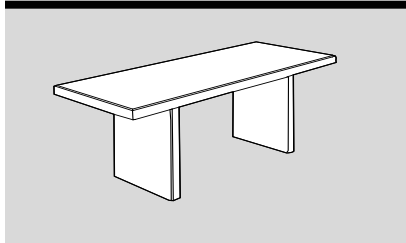
Transitional

Consoles

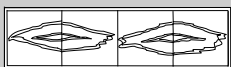
Edges: Add letters as suffix to style number



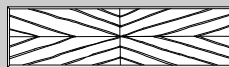
FJ - 2" Transitional/Jamestown
FK - 2" Transitional/Classic



Panel Leg Console Table 29.5" high



Book and Butt Top

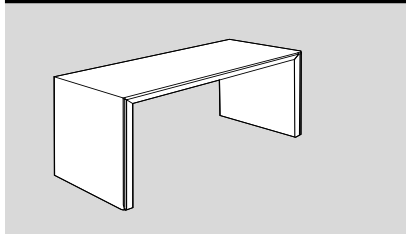


Reverse Diamond Wood Top

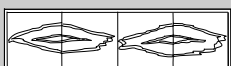


Straight Grain Wood Top

Width x Depth	Wt	Style No.	Price	Style No.	Price	Style No.	Price
36 x 18"	65	FXPT3618C-__	\$2118.	FXPT3618H-__	\$1787.	FXPT3618W-__	\$1480.
48 x 18"	70	FXPT4818C-__	2240.	FXPT4818H-__	1996.	FXPT4818W-__	1742.
60 x 18"	95	FXPT6018C-__	2354.	FXPT6018H-__	2158.	FXPT6018W-__	1873.
72 x 18"	125	FXPT7218C-__	2485.	FXPT7218H-__	2276.	FXPT7218W-__	1951.



Panel End Console Table 29.5" high



Book and Butt Top

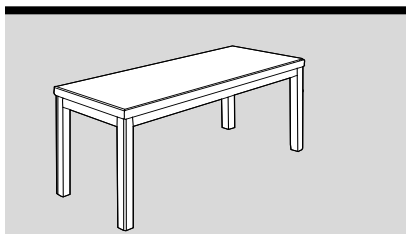


Reverse Diamond Wood Top



Straight Grain Wood Top

Width x Depth	Wt	Style No.	Price	Style No.	Price	Style No.	Price
2" construction with keel. 36 x 18"	65	FXST3618C-__	\$2151.	FXST3618H-__	\$1820.	FXST3618W-__	\$1513.
48 x 18"	70	FXST4818C-__	2273.	FXST4818H-__	2029.	FXST4818W-__	1775.
60 x 18"	95	FXST6018C-__	2394.	FXST6018H-__	2197.	FXST6018W-__	1913.
72 x 18"	125	FXST7218C-__	2525.	FXST7218H-__	2315.	FXST7218W-__	1992.



Four Legged Console Table 29.5" high



Book and Butt Top



Reverse Diamond Wood Top



Straight Grain Wood Top

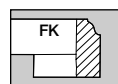
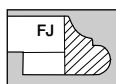
Width x Depth	Wt	Style No.	Price	Style No.	Price	Style No.	Price
1.75" square legs with detail. 36 x 18"	65	FXCT3618C-__	\$1777.	FXCT3618H-__	\$1557.	FXCT3618W-__	\$1139.
48 x 18"	70	FXCT4818C-__	2033.	FXCT4818H-__	1874.	FXCT4818W-__	1535.
60 x 18"	95	FXCT6018C-__	2106.	FXCT6018H-__	1973.	FXCT6018W-__	1625.
72 x 18"	125	FXCT7218C-__	2310.	FXCT7218H-__	2100.	FXCT7218W-__	1776.

For Transitional Conference Tables, see page 34

Option (for all above): Center drawer on ball bearing slides + \$297.
 Plastic Laminate Tops available - same as straight grain wood tops.

Matching Credenzas

Edges: Add letters
as suffix to style number

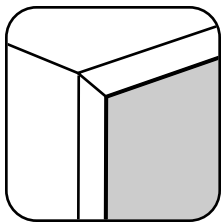


FJ - 2" Transitional/Jamestown
FK - 2" Transitional/Classic

				Combination Credenza 29" high					
				Book and Butt Top		Reverse Diamond Wood Top		Straight Grain Wood Top	
Width x Depth	Doors	Wt		Style No.	Price	Style No.	Price	Style No.	Price
4 box, 2 file drawers, and 2 doors.	72 x 19"	2	325	AT2030C-__	\$5078.	AT2030H-__	\$4767.	AT2030W-__	\$4043.
Adjustable shelves behind doors.	72 x 25"	2	375	AT2031C-__	6182.	AT2031H-__	5882.	AT2031W-__	5054.
				Storage Credenza 29" high					
				Book and Butt Top		Reverse Diamond Wood Top		Straight Grain Wood Top	
Width x Depth	Doors	Wt		Style No.	Price	Style No.	Price	Style No.	Price
Adjustable shelves behind doors	35.5 x 19"	2	150	AT2530C-__	\$2319.	AT2530H-__	\$2112.	AT2530W-__	\$1729.
	42 x 19"	2	165	AT2320C-__	2779.	AT2320H-__	2537.	AT2320W-__	2081.
	52.5 x 19"	3	210	AT2340C-__	3746.	AT2340H-__	3467.	AT2340W-__	2892.
	72 x 19"	4	260	AT2330C-__	4433.	AT2330H-__	4122.	AT2330W-__	3458.
	86.5 x 19"	5	350	AT2331C-__	5888.	AT2331H-__	5501.	AT2331W-__	4638.
	96 x 19"	6	420	AT2332C-__	6845.	AT2332H-__	6381.	AT2332W-__	5366.
	120 x 19"	8	550	AT2333C-__	7581.	AT2333H-__	7143.	AT2333W-__	6081.
25" deep storage credenzas, see page 192.									
				Buffet Height Credenza 36" high					
				Book and Butt Top		Reverse Diamond Wood Top		Straight Grain Wood Top	
Width x Depth	Doors	Wt		Style No.	Price	Style No.	Price	Style No.	Price
6" utility drawers above doors	37.5 x 19"	2	175	AT2292C-__	\$3903.	AT2292H-__	\$3697.	AT2292W-__	\$3166.
	73.5 x 19"	4	330	AT2293C-__	6119.	AT2293H-__	5805.	AT2293W-__	4984.
	109.5 x 19"	6	475	AT2294C-__	10237.	AT2294H-__	9773.	AT2294W-__	8442.
	37.5 x 25"	2	215	AT2272C-__	4775.	AT2272H-__	4569.	AT2272W-__	3957.
	73.5 x 25"	4	360	AT2273C-__	7489.	AT2273H-__	7178.	AT2273W-__	6230.
	109.5 x 25"	6	535	AT2274C-__	12513.	AT2274H-__	12100.	AT2274W-__	10553.

Refer to page 101 for General Information and finishes

Locks optional: Door lock - \$66. per pair of doors
Drawer lock - \$40.
Pedestal lock \$86.



Contemporary

Consoles

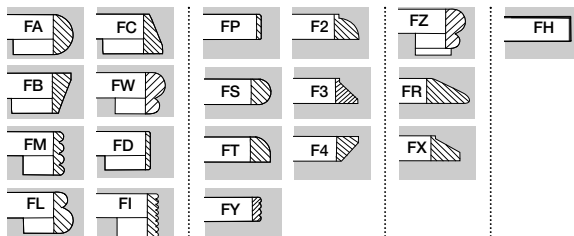
Wood tops are available in Walnut, Oak, Mahogany, Cherry or Maple veneers in all Arnold wood finishes.



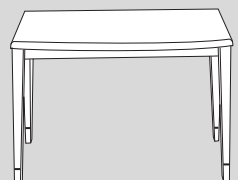
See page 40 for information on veneers, borders and inlays.

Delivery time for fancy veneer tops may be slightly longer than other tops.

- FA - 2" Bullnose
- FB - 2" Rev. Bevel
- FM - 2" Reeded
- FI - 2" Serrated
- FL - 2" Duet
- FC - 2" Bevel
- FW - 2" Rev. Duet
- FD - 2" Hardwood
- FZ - 2" Kastina
- FP - 1.25" Hardwood
- FS - 1.25" Bullnose
- FT - 1.25" Quar. Round
- FY - 1.25" Reeded
- F2 - 1.25" Notch 1/4 Rd
- F3 - 1.25" Notch Bevel
- F4 - 1.25" Rev. Bevel
- FR - 1.25" Chamfered
- FX - 1.25" Raised Bevel
- FH - 1.25" Self Lam.

Edges: Add letters as suffix to style number



Tapered Legs	Style No	Top Size	Height	Wt	Price	Price	Price	Price
Sideboard Tapered Legs All wood. 	FK1764W-__	48 x 18"	29.5"	85	\$1707.	\$1625.	\$1741.	\$1545.
	FK1765W-__	54 x 18"	29.5"	90	1806.	1722.	1902.	1636.
	FK1760W-__	60 x 18"	29.5"	95	1966.	1894.	2104.	1798.
	FK1761W-__	72 x 18"	29.5"	98	2170.	2097.	2321.	1992.
Half Round Sideboard; Tapered Legs All wood. 	FK1770W-__	36 x 18"	29.5"	50	\$1704.	\$1624.	\$1738.	\$1544.
	FK1771W-__	48 x 24"	29.5"	75	2102.	2002.	2142.	1902.
	FK1772W-__	54 x 27"	29.5"	120	2655.	2528.	2706.	2402.
	FK1773W-__	60 x 30"	29.5"	125	3002.	2859.	3059.	2717.
	FK1774W-__	72 x 36"	29.5"	155	3546.	3240.	3627.	3087.
Bowfront Sideboard Tapered Legs All wood. 	FK1740W-__	36 x 22"	29.5"	50	\$957.	\$914.	\$1024.	\$868.
	FK1741W-__	42 x 22"	29.5"	65	1010.	960.	1080.	913.
	FK1742W-__	48 x 22"	29.5"	85	1062.	1009.	1134.	957.
	FK1743W-__	54 x 22"	29.5"	90	1114.	1058.	1191.	1004.
	FK1744W-__	60 x 22"	29.5"	95	1164.	1107.	1247.	1051.
	FK1745W-__	72 x 22"	29.5"	98	1357.	1289.	1452.	1224.

For matching casegoods, see pages 168-191.

For matching conference tables, see pages 60-63 and 82-83.

Option (for all above): Center drawer on ball bearing slides + \$297.

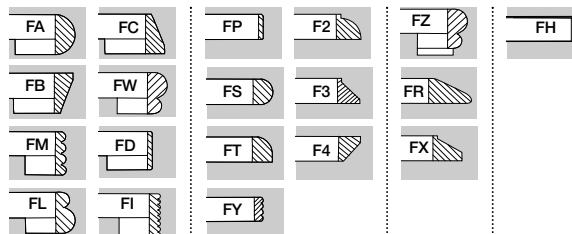
Wood tops are available in Walnut, Oak, Mahogany, Cherry or Maple veneers in all Arnold wood finishes.

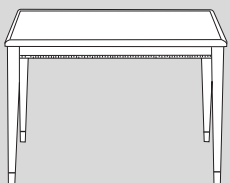
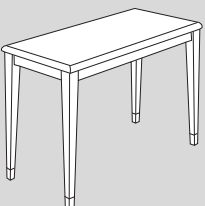
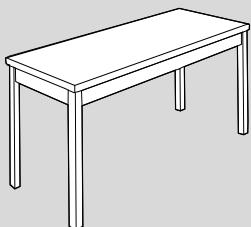
See page 40 for information on veneers, borders and inlays.

Delivery time for fancy veneer tops may be slightly longer than other tops.

- FA - 2" Bullnose
- FB - 2" Rev. Bevel
- FM - 2" Reeded
- FI - 2" Serrated
- FL - 2" Duet
- FC - 2" Bevel
- FW - 2" Rev. Duet
- FD - 2" Hardwood
- FZ - 2" Kastina
- FP - 1.25" Hardwood
- FS - 1.25" Bullnose
- FT - 1.25" Quar. Round
- FY - 1.25" Reeded
- F2 - 1.25" Notch 1/4 Rd
- F3 - 1.25" Notch Bevel
- F4 - 1.25" Rev. Bevel
- FR - 1.25" Chamfered
- FX - 1.25" Raised Bevel
- FH - 1.25" Self Lam.

Edges: Add letters as suffix to style number

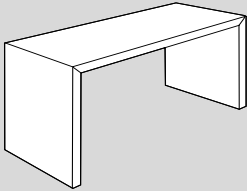
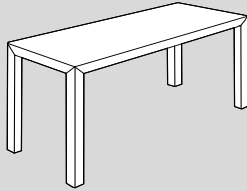


	Style No	Top Size	Height	Wt	Price	Price	Price	Price
Console Table; Tapered Legs Decorative Dentil Molding on Apron. All wood. 	FK1750W-__	36 x 18"	29.5"	50	\$990.	\$948.	\$1055.	\$902.
	FK1751W-__	42 x 18"	29.5"	65	1040.	993.	1108.	946.
	FK1752W-__	48 x 18"	29.5"	85	1089.	1039.	1161.	990.
	FK1753W-__	54 x 18"	29.5"	90	1140.	1087.	1215.	1035.
	FK1754W-__	60 x 18"	29.5"	95	1190.	1134.	1270.	1080.
	FK1755W-__	72 x 18"	29.5"	98	1377.	1311.	1469.	1248.
Console Table; Tapered Legs All wood. 	FK1790W-__	36 x 18"	29.5"	50	\$932.	\$890.	\$997.	\$843.
	FK1791W-__	42 x 18"	29.5"	65	981.	935.	1050.	888.
	FK1792W-__	48 x 18"	29.5"	85	1032.	980.	1104.	932.
	FK1793W-__	54 x 18"	29.5"	90	1083.	1029.	1158.	977.
	FK1794W-__	60 x 18"	29.5"	95	1132.	1076.	1212.	1022.
	FK1795W-__	72 x 18"	29.5"	98	1320.	1252.	1411.	1190.
Console Table; Straight Legs All wood. 1.75" square legs. 	FK1780-__	36 x 18"	29.5"	35	\$896.	\$857.	\$959.	\$813.
	FK1781-__	48 x 18"	29.5"	55	993.	944.	1062.	896.
	FK1782-__	60 x 18"	29.5"	85	1090.	1035.	1166.	983.
	FK1783-__	72 x 18"	29.5"	98	1270.	1206.	1358.	1146.
	Laminate tops available at same price.							

*There may be a waste charge of not more than \$50. net on small size tables with a special color laminate top.



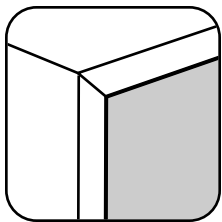
3" Self Edge

		Style No	Width x Depth	Wt	Price
Console Table; Panel End 	All wood. 29.5" high. 3" construction.	FK1720W-FU	36 x 18"	45	\$1219.
		FK1721W-FU	48 x 18"	60	1350.
		FK1722W-FU	60 x 18"	85	1488.
		FK1723W-FU	72 x 18"	98	1688.
	All laminate. 29.5" high. 3" construction.	FK1720L-FU	36 x 18"	45	\$908.
		FK1721L-FU	48 x 18"	60	1005.
		FK1722L-FU	60 x 18"	85	1108.
		FK1723L-FU	72 x 18"	98	1294.
Parsons Console Table 	All wood. 29.5" high. 3" construction.	FK1730W-FU	36 x 18"	45	\$1234.
		FK1731W-FU	48 x 18"	60	1365.
		FK1732W-FU	60 x 18"	85	1509.
		FK1733W-FU	72 x 18"	98	1701.
	All laminate. 29.5" high. 3" construction.	FK1730L-FU	36 x 18"	45	\$949.
		FK1731L-FU	48 x 18"	60	1036.
		FK1732L-FU	60 x 18"	85	1149.
		FK1733L-FU	72 x 18"	98	1332.

Consoles

Refer to page 101 for General Information and Finishes.

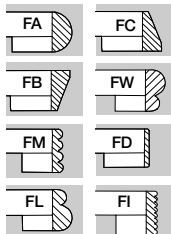
*There may be a waste charge of not more than \$50. net on small size tables with a special color laminate top.



Contemporary

Matching Credenzas

Edges:
Add letters
as suffix to
style number



- FA** - 2" Bullnose
- FB** - 2" Rev. Bevel
- FM** - 2" Reeded
- FL** - 2" Duet
- FC** - 2" Bevel
- FW** - 2" Rev. Duet
- FD** - 2" Hardwood
- FI** - 2" Serrated

Options (see back of book)

- 010** - Door lock + \$66. per pair of doors
- 011** - Door lock + \$66. per single door
- 012** - Drawer lock + \$86. per pedestal
- 200** - Plastic laminate top
No add'l. chg.

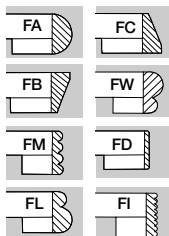
				Nova Cabinet Credenza 29" high								
				Book and Butt Top			Reverse Diamond Wood Top			Straight Grain Wood Top		
				Style No.	Price	Style No.	Price	Style No.	Price	Style No.	Price	
Adjustable shelves behind doors.	35 x 19"	2	150	AN9530-C	\$2003.	AN9530-H	\$1797.	AN9530-W	\$1591.			
	42 x 19"	2	165	AN9320-C	2398.	AN9320-H	2155.	AN9320-W	1913.			
	53 x 19"	3	210	AN9340-C	3216.	AN9340-H	2937.	AN9340-W	2658.			
	70.5 x 19"	4	260	AN9330-C	3810.	AN9330-H	3499.	AN9330-W	3190.			
	88 x 19"	5	350	AN9331-C	5037.	AN9331-H	4650.	AN9331-W	4262.			
	96 x 19"	6	420	AN9332-C *	5926.	AN9332-H	5462.	AN9332-W	4997.			
	120 x 19"	8	550	AN9333-C *	6656.	AN9333-H	6218.	AN9333-W	5779.			
	35 x 25"	2	180	AN9110-C	\$2162.	AN9110-H	\$1956.	AN9110-W	\$1750.			
	42 x 25"	2	210	AN9112-C	2590.	AN9112-H	2347.	AN9112-W	2105.			
	53 x 25"	3	240	AN9113-C	3482.	AN9113-H	3203.	AN9113-W	2924.			
70.5 x 25"	4	300	AN9114-C	4129.	AN9114-H	3818.	AN9114-W	3508.				
88 x 25"	5	390	AN9115-C	5463.	AN9115-H	5076.	AN9115-W	4688.				
96 x 25"	6	490	AN9116-C *	6425.	AN9116-H	5961.	AN9116-W	5496.				
120 x 25"	8	615	AN9117-C *	7234.	AN9117-H	6796.	AN9117-W	6357.				

				Nova Conference Room Credenza 29" high								
				Book and Butt Top			Reverse Diamond Wood Top			Straight Grain Wood Top		
				Style No.	Price	Style No.	Price	Style No.	Price	Style No.	Price	
6" utility drawer located behind the two center doors.	35 x 19"	2	165	AN9290-C	\$2584.	AN9290-H	\$2378.	AN9290-W	\$2172.			
	70.5 x 19"	4	295	AN9291-C	4341.	AN9291-H	4030.	AN9291-W	3720.			
	96 x 19"	6	430	AN9296-C *	6583.	AN9296-H	6119.	AN9296-W	5654.			
	120 x 19"	8	570	AN9297-C *	7318.	AN9297-H	6881.	AN9297-W	6442.			
One adjustable shelf in each end section.	35 x 25"	2	195	AN9251-C	\$2801.	AN9251-H	\$2595.	AN9251-W	\$2389.			
	70.5 x 25"	4	320	AN9252-C	4713.	AN9252-H	4402.	AN9252-W	4092.			
	96 x 25"	6	515	AN9253-C *	7148.	AN9253-H	6683.	AN9253-W	6218.			
	120 x 25"	8	625	AN9254-C *	7963.	AN9254-H	7526.	AN9254-W	7087.			

* 96" and 120" credenzas are shipped KD.

For additional Nova style credenzas and conference room components, see pages 168-191


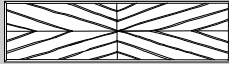

Edges:
Add letters
as suffix to
style number


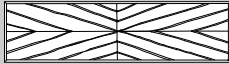



FA - 2" Bullnose
FB - 2" Rev. Bevel
FM - 2" Reeded
FL - 2" Duet
FC - 2" Bevel
FW - 2" Rev. Duet
FD - 2" Hardwood
FI - 2" Serrated

Options (see back of book)

010 - Door lock + \$66. per pair of doors
011 - Door lock + \$66. per single door
012 - Drawer lock + \$86.
per pedestal
200 - Plastic laminate top
No add'l. chg.


				Nova Combination Credenza 29" high					
									
				Book and Butt Top		Reverse Diamond Wood Top		Straight Grain Wood Top	
				Style No.	Price	Style No.	Price	Style No.	Price
2 doors,	70.5 x 19"	2	325	AN9030-C	\$4337.	AN9030-H	\$4026.	AN9030-W	\$3717.
	70.5 x 25"	8	375	AN9131-C	4783.	AN9131-H	4472.	AN9131-W	4162.
4 box drawers.									
Adjustable shelves behind doors.									

				Nova Buffet Height Credenza 36" high					
									
				Book & Butt Matched Wood Top		Reverse Diamond Wood Top		Straight Grain Wood Top	
				Style No.	Price	Style No.	Price	Style No.	Price
36" high.	35 x 19"	2	175	AN9292-C	\$3323.	AN9292-H	\$3117.	AN9292-W	\$2911.
6" utility drawers above doors.	70.5 x 19"	4	330	AN9293-C	4982.	AN9293-H	4671.	AN9293-W	4361.
	108 x 19"	6	475	AN9294-C *	8634.	AN9294-H	8196.	AN9294-W	7757.
Adjustable shelves behind doors.	35 x 25"	2	215	AN9256-C	3615.	AN9256-H	3409.	AN9256-W	3203.
	70.5 x 25"	4	360	AN9257-C	5419.	AN9257-H	5108.	AN9257-W	4798.
	108 x 25"	6	535	AN9258-C *	9409.	AN9258-H	8971.	AN9258-W	8532.

Refer to page 101 for General Information and finishes
Plastic Laminate Tops available-same price as Straight Grain Wood Tops

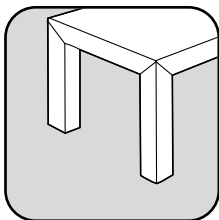
Locks optional: Door lock + \$66. per pair of doors
Drawer lock + \$40.

Occasional Tables



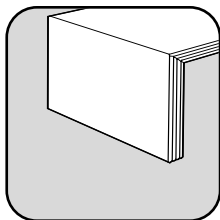
**Contemporary
Corner Supported
Tapered Legs**

pages 114-115




**Contemporary
Corner Supported
Straight Legs**

pages 116-118



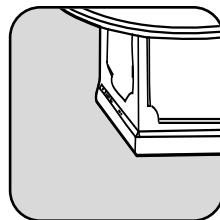
**Contemporary
End Supported
Panel Legs**

pages 117-118



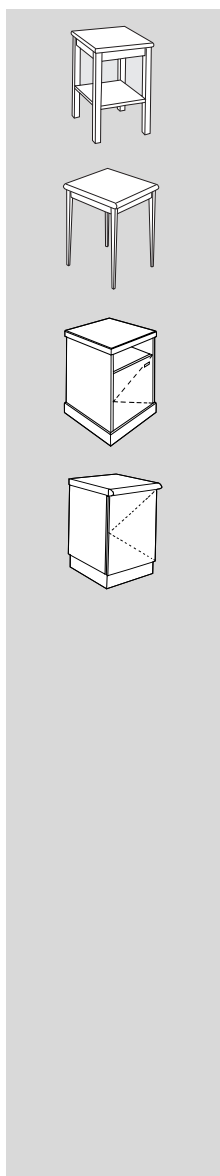
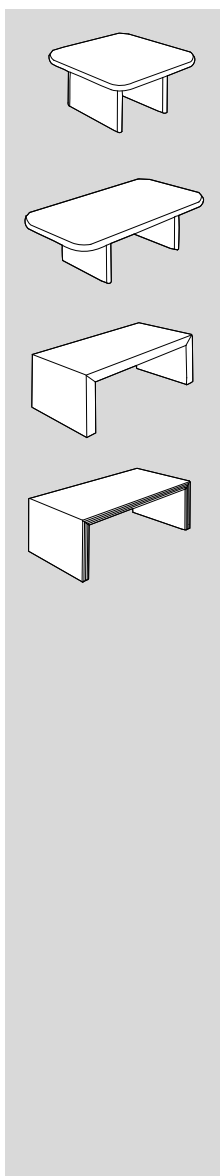
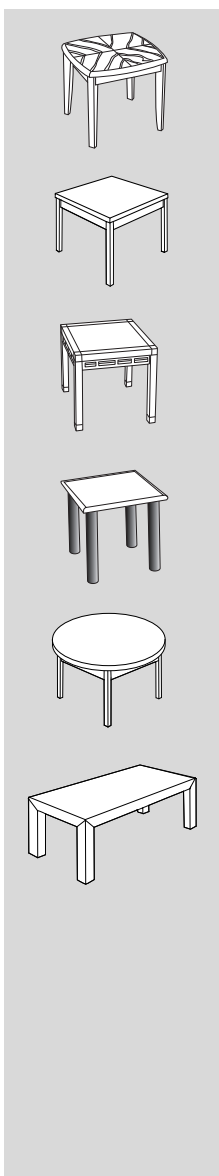

**Contemporary
Wood/Laminate
Telephone Tables**

page 119



**Traditional
Tables**

pages 120-121



Woods

Veneers on all exterior surfaces are "A" grade select in plain sliced White Oak, American Black Walnut, Cherry, White Maple, and slip-matched Sapele (Mahogany).

Finishes are in a variety of 17 stained finishes listed below. A semi-open pore, 40° sheen, water and alcohol resistant top coat is standard.

Royal Walnut #101
Cordovan Walnut #102
Senator Walnut #104
Cappuccino Walnut #105

Natural Oak #200
Harvest Oak #201

Mahogany #300
Cherry Mahogany #301
Scarlet Mahogany #303

Medium Cherry #400
Light Cherry #401
Victorian Cherry #402
Red Cherry #404
Classic Cherry #406
English Cherry #408

Natural White Maple #700
Pear Wood on Maple #701

Arnold Furniture offers a wide range of contemporary and traditional occasional tables - cocktail tables, end tables, accessory tables, telephone tables - in a variety of different woods and laminates - each in a variety of sizes, shapes, and finishes.

Arnold Furniture will customize any occasional table by altering sizes, matching special finishes, and adding inlay veneers. Please contact the factory, or your sales representative, for a price quotation.

Contemporary Wood Tables

Corner Supported

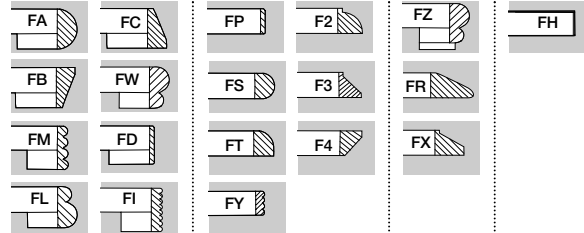
Wood tops are available in Walnut, Oak, Mahogany, Cherry or Maple veneers in all Arnold wood finishes.


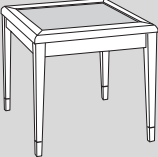
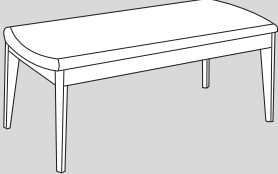

See page 40 for information on veneers, borders and inlays.

Delivery time for fancy veneer tops may be slightly longer than other tops.

- FA - 2" Bullnose
- FB - 2" Rev. Bevel
- FM - 2" Reeded
- FL - 2" Duet
- FC - 2" Bevel
- FW - 2" Rev. Duet
- FD - 2" Hardwood
- FZ - 2" Kastina
- FP - 1.25" Hardwood
- FS - 1.25" Bullnose
- FT - 1.25" Quar. Round
- F2 - 1.25" Reeded
- F3 - 1.25" Notch 1/4 Rd
- F4 - 1.25" Notch Bevel
- F1 - 1.25" Rev. Bevel
- FR - 1.25" Champfered
- FX - 1.25" Raised Bevel
- FH - 1.25" Self Lam.

Edges: Add letters as suffix to style number



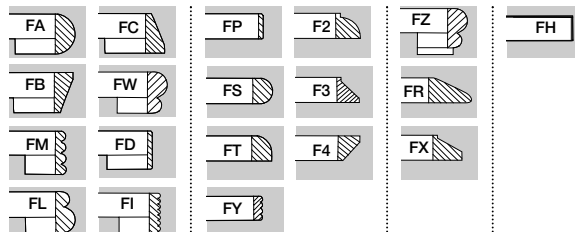
Tapered Legs	Style No	Top Size	Height	Wt	Price	Price	Price	Price
Square/Rectangular Top 	FO1740-__	24 x 24"	22"	25	\$644.	\$601.	\$693.	\$573.
	FO1741-__	30 x 18"	22"	23	595.	551.	637.	520.
	FO1742-__	30 x 30"	22"	35	743.	682.	792.	651.
	FO1743-__	36 x 18"	16"	25	617.	568.	655.	543.
	FO1744-__	36 x 36"	16"	45	917.	841.	974.	800.
	FO1745-__	42 x 18"	16"	35	639.	585.	675.	561.
	FO1746-__	42 x 42"	16"	50	1114.	1032.	1198.	994.
	FO1747-__	48 x 18"	16"	45	775.	687.	794.	651.
	FO1748-__	48 x 48"	16"	60	1245.	1141.	1326.	1133.
Square/Rectangular Top with Sandblasted Glass Inlay 	FO1810-__	24 x 24"	22"	25	\$848.	\$771.	\$891.	N/A
	FO1811-__	30 x 18"	22"	23	765.	708.	817.	
	FO1812-__	30 x 30"	22"	35	953.	877.	1017.	
	FO1813-__	36 x 18"	16"	25	794.	729.	842.	
	FO1814-__	36 x 36"	16"	45	1179.	1081.	1253.	
	FO1815-__	42 x 18"	16"	35	820.	751.	869.	
	FO1816-__	42 x 42"	16"	50	1432.	1327.	1539.	
	FO1817-__	48 x 18"	16"	45	996.	883.	1020.	
	FO1818-__	48 x 48"	16"	60	1600.	1466.	1705.	
Square/Rectangular Top Bowed Ends 	FO1850-__	24 x 24"	22"	25	\$681.	\$635.	\$733.	\$606.
	FO1851-__	30 x 18"	22"	23	629.	583.	673.	550.
	FO1852-__	30 x 30"	22"	35	785.	722.	838.	689.
	FO1853-__	36 x 18"	16"	25	652.	601.	693.	574.
	FO1854-__	36 x 36"	16"	45	970.	889.	1030.	846.
	FO1855-__	42 x 18"	16"	35	675.	619.	714.	593.
	FO1856-__	42 x 42"	16"	50	1178.	1092.	1266.	1049.
	FO1857-__	48 x 18"	16"	45	820.	727.	840.	705.
	FO1858-__	48 x 48"	16"	60	1317.	1207.	1402.	1199.
Square/Rectangular Top Inverted Tapered Legs 	FO1860-__	24 x 24"	22"	25	\$664.	\$618.	\$714.	\$590.
	FO1861-__	30 x 18"	22"	23	613.	568.	655.	535.
	FO1862-__	30 x 30"	22"	35	764.	703.	816.	671.
	FO1863-__	36 x 18"	16"	25	636.	585.	675.	560.
	FO1864-__	36 x 36"	16"	45	945.	866.	1004.	824.
	FO1865-__	42 x 18"	16"	35	657.	603.	695.	579.
	FO1866-__	42 x 42"	16"	50	1148.	1063.	1234.	1023.
	FO1867-__	48 x 18"	16"	45	798.	708.	818.	671.
	FO1868-__	48 x 48"	16"	60	1357.	1176.	1366.	1168.



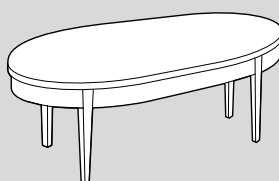

* There may be a waste charge of not more than \$50. net on small size tables with a special color laminate top.

Plastic Laminate tops: See page 41
Laminate tops are available in your choice of Nevamar, Wilsonart, Pionite or Formica. The hardwood edges and bases are offered in Walnut, Oak, Mahogany, Cherry or Maple in all Arnold wood finishes.

- FA - 2" Bullnose
- FB - 2" Rev. Bevel
- FM - 2" Reeded
- FI - 2" Serrated
- FL - 2" Duet
- FC - 2" Bevel
- FW - 2" Rev. Duet
- FD - 2" Hardwood
- FZ - 2" Kastina
- FP - 1.25" Hardwood
- FS - 1.25" Bullnose
- FT - 1.25" Quar. Round
- FY - 1.25" Reeded
- F2 - 1.25" Notch 1/4 Rd
- F3 - 1.25" Notch Bevel
- F4 - 1.25" Rev. Bevel
- FR - 1.25" Champfered
- FX - 1.25" Raised Bevel
- FH - 1.25" Self Lam.

Edges: Add letters as suffix to style number



Tapered Legs	Style No	Top Size	Height	Wt	Price	Price	Price	Price
Round Top Bowed legs; Dentil molding on apron 	FO1570-__	24"	22"	25	\$1195.	\$1138.	\$1218.	\$967.
	FO1571-__	30"	22"	35	1399.	1332.	1426.	1132.
	FO1572-__	36"	22"	45	1575.	1500.	1604.	1276.
	FO1573-__	42"	16"	50	1793.	1707.	1826.	1450.
	FO1574-__	48"	16"	60	2009.	1914.	2048.	1627.
Round Top 	FO1750-__	24"	22"	25	\$1305.	\$1186.	\$1369.	\$961.
	FO1751-__	30"	22"	35	1445.	1310.	1515.	1070.
	FO1752-__	36"	22"	45	1583.	1436.	1662.	1171.
	FO1753-__	42"	16"	50	1723.	1562.	1808.	1271.
	FO1754-__	48"	16"	60	1851.	1677.	1944.	1364.
Racetrack Top 	FO1760-__	42 x 24"	16"	40	\$1631.	\$1403.	\$1661.	\$1210.
	FO1761-__	48 x 24"	16"	50	1728.	1485.	1759.	1281.
	FO1762-__	54 x 24"	16"	60	1895.	1626.	1928.	1400.
Oval Top 	FO1770-__	42 x 30"	16"	50	\$1842.	\$1590.	\$1873.	\$1378.
	FO1771-__	48 x 30"	16"	60	1947.	1680.	1981.	1457.
	FO1772-__	48 x 36"	16"	70	2131.	1835.	2163.	1590.

Occasional

* There may be a waste charge of not more than \$50. net on small size tables with a special color laminate top.

Contemporary Wood Tables

Corner Supported

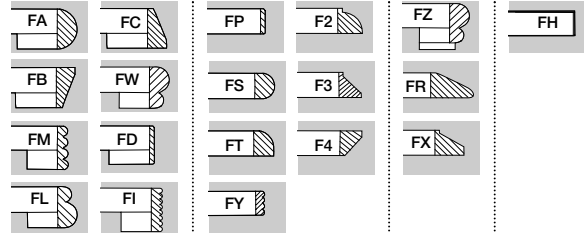
Wood tops are available in Walnut, Oak, Mahogany, Cherry or Maple veneers in all Arnold wood finishes.

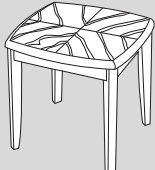
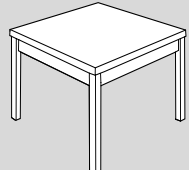
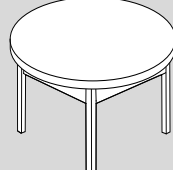
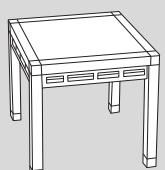
See page 40 for information on veneers, borders and inlays.

Delivery time for fancy veneer tops may be slightly longer than other tops.

- FA - 2" Bullnose
- FB - 2" Rev. Bevel
- FM - 2" Reeded
- FL - 2" Serrated
- FC - 2" Bevel
- FW - 2" Rev. Duet
- FD - 2" Hardwood
- FZ - 2" Kastina
- FP - 1.25" Hardwood
- FS - 1.25" Bullnose
- FT - 1.25" Quar. Round
- FY - 1.25" Reeded
- F2 - 1.25" Notch 1/4 Rd
- F3 - 1.25" Notch Bevel
- F4 - 1.25" Rev. Bevel
- FR - 1.25" Champfered
- FX - 1.25" Raised Bevel
- FH - 1.25" Self Lam.

Edges: Add letters as suffix to style number



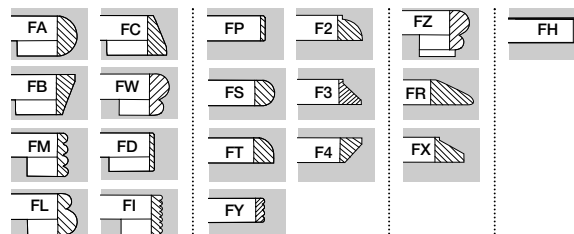
Straight Legs	Style No	Top Size	Height	Wt	Price	Price	Price	Price
Bowed Square/Rectangular Top Reverse diamond top*, bowed legs. 	FO1540-__	24 x 24"	22"	25	\$1170.	\$1113.	\$1191.	N/A
	FO1541-__	30 x 18"	22"	23	1157.	1102.	1179.	
	FO1542-__	30 x 30"	22"	35	1328.	1265.	1354.	
	FO1543-__	36 x 18"	16"	25	1293.	1232.	1318.	
	FO1544-__	36 x 36"	16"	45	1417.	1349.	1444.	
	FO1545-__	42 x 18"	16"	35	1346.	1282.	1372.	
	FO1546-__	42 x 42"	16"	50	1548.	1473.	1577.	
	FO1547-__	48 x 18"	16"	45	1500.	1428.	1528.	
	FO1548-__	48 x 48"	16"	60	1765.	1681.	1799.	
Square/Rectangular Top 	FO1700-__	24 x 24"	22"	25	\$601.	\$546.	\$639.	\$519.
	FO1701-__	30 x 18"	22"	23	541.	497.	582.	465.
	FO1702-__	30 x 30"	22"	35	688.	628.	737.	596.
	FO1703-__	36 x 18"	16"	25	562.	513.	601.	488.
	FO1704-__	36 x 36"	16"	45	863.	786.	919.	746.
	FO1705-__	42 x 18"	16"	35	584.	531.	621.	507.
	FO1706-__	42 x 42"	16"	50	1059.	977.	1143.	939.
	FO1707-__	48 x 18"	16"	45	699.	632.	739.	596.
	FO1708-__	48 x 48"	16"	60	1190.	1087.	1271.	1079.
Round Top 	FO1710-__	24"	22"	25	\$1196.	\$1077.	\$1260.	\$860.
	FO1711-__	30"	22"	35	1336.	1201.	1405.	961.
	FO1712-__	36"	22"	45	1474.	1327.	1553.	1061.
	FO1713-__	42"	22"	50	1614.	1452.	1699.	1162.
	FO1714-__	48"	22"	60	1742.	1568.	1835.	1255.
Square/Rectangular Top Square Legs 							1.25" wood self edge	
	FO1550-__	24 x 24"	22"	25	N/A	N/A	N/A	\$1057.
	FO1551-__	30 x 18"	22"	23				1045.
	FO1552-__	30 x 30"	22"	35				1202.
	FO1553-__	36 x 18"	16"	25				1170.
	FO1554-__	36 x 36"	16"	45				1282.
	FO1555-__	42 x 18"	16"	35				1218.
	FO1556-__	42 x 42"	16"	50				1400.
	FO1557-__	48 x 18"	16"	45				1357.
	FO1558-__	48 x 48"	16"	60				1597.

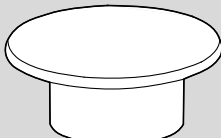
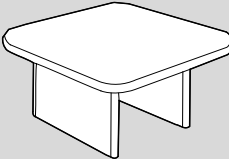
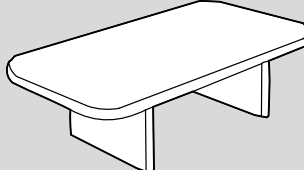
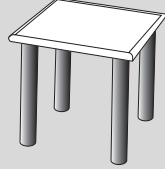
There may be a waste charge of not more than \$50. net on small size tables with a special color laminate top.

Plastic Laminate tops: See page 41
Laminate tops are available in your choice of Nevamar, Wilsonart, Pionite or Formica. The hardwood edges and bases are offered in Walnut, Oak, Mahogany, Cherry or Maple in all Arnold wood finishes.

- FA - 2" Bullnose
- FB - 2" Rev. Bevel
- FM - 2" Reeded
- FI - 2" Serrated
- FL - 2" Duet
- FC - 2" Bevel
- FW - 2" Rev. Duet
- FD - 2" Hardwood
- FZ - 2" Kastina
- FP - 1.25" Hardwood
- FS - 1.25" Bullnose
- FT - 1.25" Quar. Round
- FY - 1.25" Reeded
- F2 - 1.25" Notch 1/4 Rd
- F3 - 1.25" Notch Bevel
- F4 - 1.25" Rev. Bevel
- FR - 1.25" Champfered
- FX - 1.25" Raised Bevel
- FH - 1.25" Self Lam.

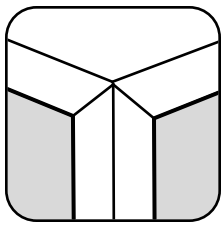
Edges: Add letters as suffix to style number



	Style No	Top Size	Height	Wt	Price	Price	Price	Price
Round Top / Cylinder Base 	FOW1200 - __	24"	22"	60	\$1507.	\$1141.	\$1612.	\$1084.
	FOW1201 - __	30"	22"	65	1534.	1168.	1641.	1110.
	FOW1202 - __	36"	22"	70	1567.	1196.	1677.	1136.
	FOW1203 - __	42"	22"	75	1725.	1436.	1846.	1364.
	FOW1204 - __	48"	22"	80	2004.	1611.	2144.	1530.
RC Square Top w/ 6" radius corners Panel Leg Base 	FOW1321 - __	24 x 24"	22"	45	\$960.	\$829.	\$1028.	\$787.
	FOW1322 - __	30 x 30"	22"	50	1097.	954.	1174.	906.
	FOW1323 - __	36 x 36"	16"	55	1234.	1091.	1320.	1036.
	FOW1324 - __	42 x 42"	16"	60	1342.	1222.	1436.	1161.
	FOW1325 - __	48 x 48"	16"	65	1568.	1413.	1678.	1342.
RC Rect. Top with 6" radius corners Panel Leg Base 	FOW1331 - __	42 x 24"	16"	50	\$1109.	\$972.	\$1187.	\$923.
	FOW1332 - __	48 x 24"	16"	55	1265.	1127.	1353.	1070.
	FOW1333 - __	54 x 24"	16"	60	1443.	1306.	1543.	1241.
Square/Rectangular Top Black cylindrical metal legs 	FO1510-__	24 x 24"	22"	30	\$579.	\$551.	\$590.	\$468.
	FO1511-__	30 x 18"	22"	28	534.	509.	545.	433.
	FO1512-__	30 x 30"	22"	40	656.	625.	669.	531.
	FO1513-__	36 x 18"	16"	30	617.	588.	629.	500.
	FO1514-__	36 x 36"	16"	50	766.	730.	781.	621.
	FO1515-__	42 x 18"	16"	40	728.	693.	741.	589.
	FO1516-__	42 x 42"	16"	55	931.	887.	949.	754.
	FO1517-__	48 x 18"	16"	50	904.	861.	921.	732.
	FO1518-__	48 x 48"	16"	65	1097.	1045.	1118.	888.

There may be a waste charge of not more than \$50. net on small size tables with a special color laminate top.

Occasional



Tables: Occasional

Contemporary Wood Tables

Corner and End Panel Supported

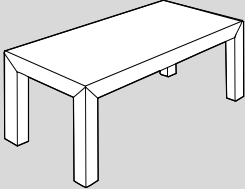
Wood tops are available in Walnut, Oak, Mahogany, Cherry or Maple veneers in all Arnold wood finishes.

See page 40 for information on veneers, borders and inlays.

Delivery time for fancy veneer tops may be slightly longer than other tops.

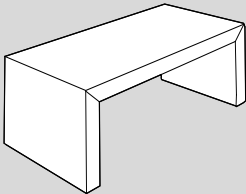
Straight Legs

Square/Rectangular Parsons Table 3" square Straight Legs



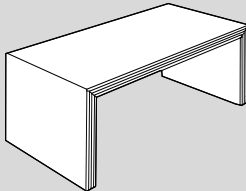
Style No	Top Size	Height	Wt	Wood	Laminate	
FO1560-__	24 x 24"	22"	25	\$1044.	\$932.	Add Suffix WD
FO1561-__	30 x 18"	22"	23	979.	699.	for wood top,
FO1562-__	30 x 30"	22"	35	1143.	835.	or PL for plastic
FO1563-__	36 x 18"	16"	25	1031.	742.	laminate top
FO1564-__	36 x 36"	16"	45	1268.	920.	after style number
FO1565-__	42 x 18"	16"	35	1090.	785.	
FO1566-__	42 x 42"	16"	50	1426.	1037.	Plastic laminate
FO1567-__	48 x 18"	16"	45	1156.	835.	Parsons Tables
FO1568-__	48 x 48"	16"	60	1701.	1239.	have tops and legs in plastic laminate.

Square/Rectangular Panel Table End Panels. Self edge. 3" Construction.



FO1820-__	24 x 24"	22"	28	\$979.	\$705.	Add Suffix WD
FO1821-__	30 x 18"	22"	26	959.	686.	for wood top,
FO1822-__	30 x 30"	22"	40	1130.	828.	or PL for plastic
FO1823-__	36 x 18"	16"	28	1012.	730.	laminate top
FO1824-__	36 x 36"	16"	45	1254.	909.	after style number
FO1825-__	42 x 18"	16"	40	1071.	773.	
FO1826-__	42 x 42"	16"	55	1413.	1023.	Plastic laminate End
FO1827-__	48 x 18"	16"	50	1136.	822.	Panel tables have
FO1828-__	48 x 48"	16"	65	1681.	1227.	tops and end panels in plastic laminate.

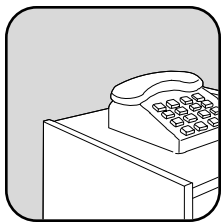
Square/Rectangular Panel Table End Panels Reeded edge. 2" Construction.



FO1830-__	24 x 24"	22"	28	\$1161.	\$1032.	Add Suffix WD
FO1831-__	30 x 18"	22"	26	1118.	989.	for wood top,
FO1832-__	30 x 30"	22"	45	1315.	1168.	or PL for plastic
FO1833-__	36 x 18"	16"	28	1194.	1061.	laminate top
FO1834-__	36 x 36"	16"	55	1437.	1270.	after style number
FO1835-__	42 x 18"	16"	40	1257.	1115.	
FO1836-__	42 x 42"	16"	45	1590.	1413.	Plastic laminate End
FO1837-__	48 x 18"	16"	50	1322.	1174.	Panel tables have
FO1838-__	48 x 48"	16"	65	1852.	1646.	tops and end panels in plastic laminate.

* There may be a waste charge of not more than \$50. net on small size tables with a special color laminate top.


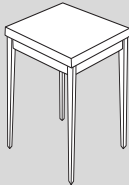
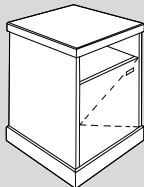
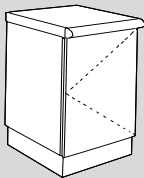
Arnold Furniture



Telephone Tables

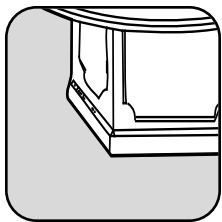
list prices 1/06

Contemporary and Traditional

		Style No	Top Size	Height	Wood	Laminate	Wt
	Telephone Table Straight legs; single shelf. 1.25" FP hardwood edge. Shelf is 6" from floor.	FOT14	14 x 14"	27"	\$570.	\$542.	30
		FOT16	16 x 16"	27"	590.	560.	35
		FOT18	18 x 18"	27"	610.	580.	40
		FOT24	24 x 24"	27"	649.	617.	45
	Telephone Table Tapered legs. 1.25" FP hardwood edge	FOT26	14 x 14"	27"	\$475.	\$448.	20
		FOT27	16 x 16"	27"	497.	470.	22
		FOT28	18 x 18"	27"	519.	491.	24
		FOT29	24 x 24"	27"	541.	513.	26
	Classic Telephone Pedestal with hinged door and one adjustable shelf. Door hinged on left.	AT2473-__	18.5 x 19"	27"	\$1256.	N/A	45
		AT2474-__	18.5 x 27"	27"	1413.	N/A	50
	Nova Telephone Pedestal Hinged door with one adjustable shelf. Door hinged on left. Options: 011 - Door lock + \$66. A41 - Chrome, brass, or black plinth base + \$150. A17 - Right side hinge no add'l chg.	AN9471-__	18.5 x 19"	29.5"	\$983.	N/A	65
		AN9472-__	18.5 x 25"	29.5"	1111.	N/A	70

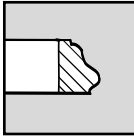
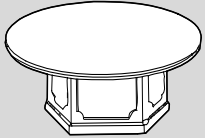
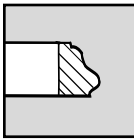
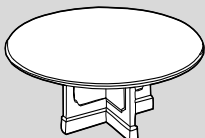
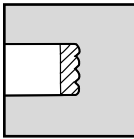

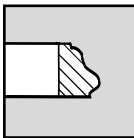
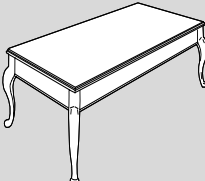
Occasional

Wood tables shown on this page are available in all standard veneers in any Arnold finish.
 See page 40 for finishes and additional information on veneers, borders, and inlays
 Laminate tables are all plastic laminate in color of your choice from Nevamar, Wilsonart, Pionite, or Formica.
There may be a waste charge of not more than \$50. net on small size table w/ a special laminate top.

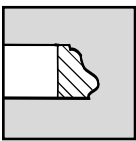
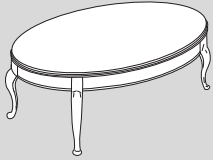
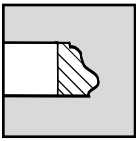
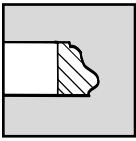
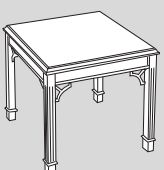
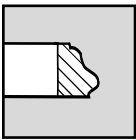
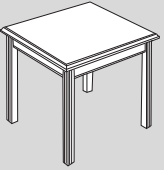


Traditional Wood/Laminate Top Tables

Pedestal, Corner, and End Supported

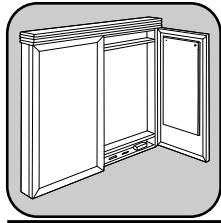
			Style No	Top Size	Height	Bk & Butt	S/G Wood	Wt
 <p>1.25" Traditional edge</p>		<p>Round Top Hex Base</p> <p>Add suffix WD for wood tops, or BB for Book and Butt tops, after style number.</p>	FOTR1610-__	24"	22"	\$1842.	\$1437.	70
			FOTR1611-__	30"	22"	1939.	1515.	75
			FOTR1612-__	36"	16"	2105.	1658.	85
			FOTR1613-__	42"	16"	2575.	2104.	90
			FOTR1614-__	48"	16"	2814.	2295.	95
 <p>1.25" Traditional edge</p>		<p>Round Top X Base</p> <p>Add suffix WD for wood tops, or BB for Book and Butt tops, after style number.</p>	FOTR1630-__	24"	22"	\$1699.	\$1294.	70
			FOTR1631-__	30"	22"	1784.	1360.	75
			FOTR1632-__	36"	16"	1943.	1496.	85
			FOTR1633-__	42"	16"	2367.	1896.	90
			FOTR1634-__	48"	16"	2582.	2063.	95
 <p>1.25" Reeded edge</p>		<p>Round Top Duncan Phyfe Base</p> <p>Add suffix WD for wood tops, or BB for Book and Butt tops, after style number.</p>	FOTR1660-__	36"	16"	\$2604.	\$2157.	85
			FOTR1661-__	42"	16"	2830.	2359.	90
			FOTR1662-__	48"	16"	3064.	2545.	95
 <p>1.25" Traditional edge</p>		<p>Square/Rectangular Top Queen Anne Legs</p> <p>Add suffix WD for wood tops, or BB for Book and Butt tops, after style number.</p>	FOTR1670-__	24 x 24"	22"	\$1539.	\$1105.	60
			FOTR1671-__	30 x 30"	22"	1648.	1194.	65
			FOTR1672-__	36 x 18"	16"	1883.	1404.	75
			FOTR1673-__	42 x 18"	16"	1964.	1460.	85
			FOTR1674-__	48 x 18"	16"	2274.	1718.	95
			FOTR1675-__	36 x 24"	16"	1963.	1454.	80
			FOTR1676-__	42 x 24"	16"	2065.	1535.	90
			FOTR1677-__	48 x 24"	16"	3299.	1820.	100

All tables shown on this page are available in all standard veneers in any Arnold finish. See page 39 for finishes and additional information on veneers, borders, and inlays

			Style No	Top Size	Height	Bk & Butt	S/G Wood	Wt
 <p>1.25" Traditional edge</p>		<p>Oval Top Queen Anne Legs</p> <p>Add suffix WD for wood tops, or BB for Book and Butt tops, after style number.</p>	FOTR1690-__	42 x 30"	16"	\$2600.	\$1935.	50
			FOTR1691-__	48 x 30"	16"	2690.	2140.	60
			FOTR1692-__	48 x 36"	16"	2760.	2195.	70
 <p>1.25" Traditional edge</p>		<p>Round Top Fluted Legs</p> <p>1.625" square fluted legs.</p> <p>Add suffix WD for wood tops, or BB for Book and Butt tops, after style number.</p>	FOTR1680-__	24"	16"	\$1595.	\$1190.	65
			FOTR1681-__	30"	16"	1745.	1321.	70
			FOTR1682-__	36"	16"	1888.	1441.	75
			FOTR1683-__	42"	16"	2043.	1572.	80
			FOTR1684-__	48"	16"	2206.	1687.	85
 <p>1.25" Traditional edge</p>		<p>Square/Rectangular Top</p> <p>1.625" square fluted legs.</p> <p>Add suffix WD for wood tops, or BB for Book and Butt tops, after style number.</p>	FOTR1640-__	24 x 24"	22"	\$1344.	\$910.	37
			FOTR1641-__	30 x 30"	22"	1409.	955.	43
			FOTR1642-__	36 x 20"	16"	1478.	999.	48
			FOTR1643-__	42 x 20"	16"	1518.	1013.	55
			FOTR1644-__	48 x 20"	16"	1574.	1019.	65
 <p>1.25" Traditional edge</p>		<p>Square/Rectangular Top Fluted Legs</p> <p>1.625" square fluted legs.</p> <p>Add suffix WD for wood tops, or BB for Book and Butt tops, after style number.</p>	FOTR1600-__	24 x 24"	22"	\$1150.	\$745.	37
			FOTR1601-__	30 x 30"	22"	1211.	787.	43
			FOTR1602-__	36 x 20"	16"	1275.	828.	48
			FOTR1603-__	42 x 20"	16"	1312.	841.	55
			FOTR1604-__	48 x 20"	16"	1365.	846.	65

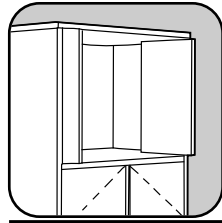
Occasional

Refer to page 117
for General Information and Finishes
Plastic laminate tops available - same as straight grain wood tops.



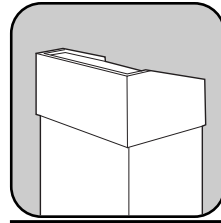
Visual Boards

pages 124-127



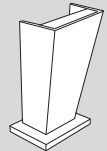
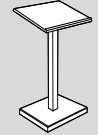
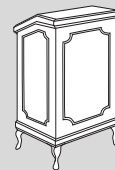
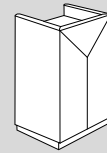
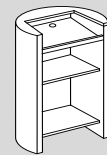
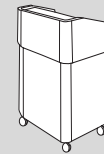
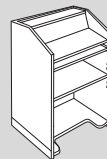
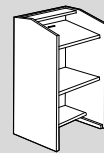
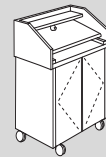
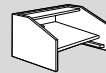
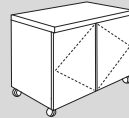
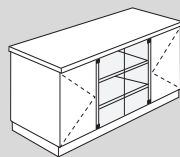
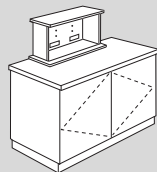
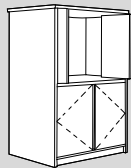
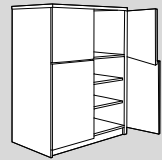
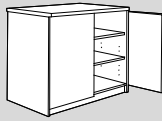
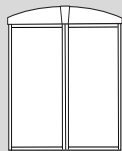
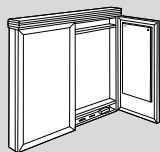
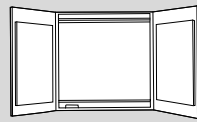
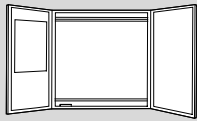
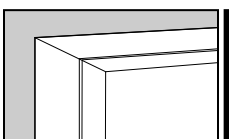
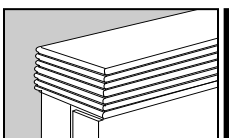
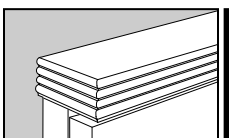
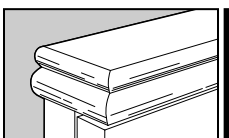
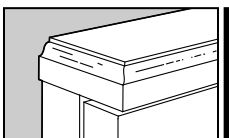
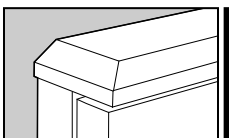
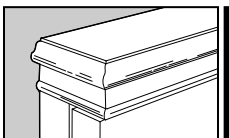
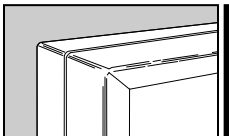
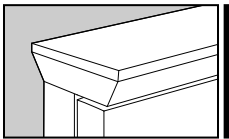
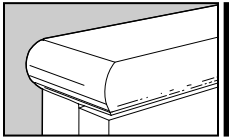
Video Consoles

pages 128-129



Lecterns and
Projection Stands

pages 130-133



2

Arnold Visual

Veneers on all exterior surfaces are "A" grade select in plain sliced White Oak, American Black Walnut, Cherry, White Maple, and slip-matched Sapele (Mahogany).

Finishes are in a variety of 18 stained finishes listed below. A semi-open pore, 40° sheen, water and alcohol resistant top coat is standard.

Royal Walnut #101
Cordovan Walnut #102
Senator Walnut #104
Cappuccino Walnut #105

Natural Oak #200
Harvest Oak #201

Mahogany #300
Cherry Mahogany #301
Scarlet Mahogany #303

Medium Cherry #400
Light Cherry #401
Victorian Cherry #402
Red Cherry #404
Classic Cherry #406
English Cherry #408

** Light Anigre #603

Natural White Maple #700
Pear Wood on Maple #701
Burl *
Natural Birdseye Maple *
Crotch Mahogany *

* Maybe used as inlays on custom visual boards.

** For Anigre add 15%.

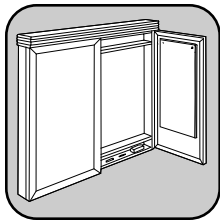
Special finish matches are available at a slight upcharge.

Most Arnold wall mounted Visual Boards, Video Consoles, Lecterns, Wallboards, and Easels are available in nine distinctive styles, in a variety of wood veneers and finishes to match and complement other Arnold companies furniture lines.

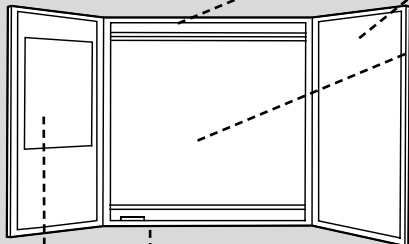
Plastic Laminates are available in any textured color of your choice from Nevamar, Formica, Pionite, or WilsonArt on all Rectilinear Edge (Style E) units, at the same price as shown. A plastic laminate inlay may be specified on visual door faces at a 5% upcharge.

Custom configurations of most units are available. Please contact Arnold Visual, or your sales representative, with your requirements.

Visual Boards



Standard Visual Boards



Markers and Eraser
A dry eraser, and highly visible, easy to erase markers are standard.

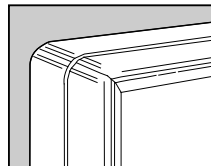
Flip Chart with mounting hardware is standard.

Projection Screen. Pull-down movie or slide projection screen is optional.

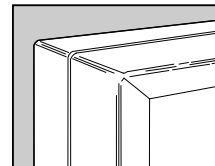
Tackboards. Natural cork tackboards are standard on each door. Tackboards covered with neutral gray 70-100% wool fabric, or COM fabrics, are optional.

Magnetic Writing Surface. A thick coating of smooth scratch-resistant porcelain, an excellent writing surface, is applied over a magnetic steel sheet, laminated to a .5" backing.

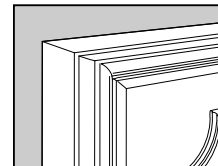
Depth: 3.375"
24" wide boards have a single door.
48 and 60" wide boards have double doors.
72" wide boards have bi-fold doors.



Bullnose Edge



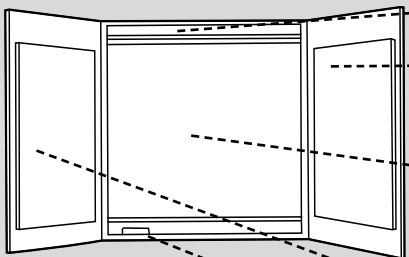
Hardwood Edge



Traditional Edge

W x Ht.	Wt.	Style No.	Price	Style No.	Price	Style No.	Price
24 x 48"	95	V2448A	\$1427.	V2448B	\$1243.	V2448C	\$1578.
48 x 48"	130	V4848A	2094.	V4848B	1863.	V4848C	2413.
60 x 48"	185	V6048A	3452.	V6048B	2975.	V6048C	3807.
72 x 48" *	225	V7248A *	4294.	V7248B *	3819.	V7248C *	4654.

E Model Visual Boards



The lowest cost alternative in visual boards. Also available in Nevamar, Formica, or WilsonArt plastic laminate at same price as shown.

Pull-down projection screen is optional.

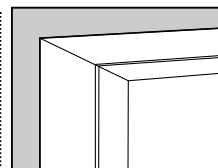
Tackboard. Natural cork tackboard on one door is standard. Neutral gray 70-100% wool fabric, or COM fabric tackboard, is optional.

Magnetic Writing Surface. A thick coating of smooth scratch-resistant porcelain, an excellent writing surface, is applied over a magnetic steel sheet, laminated to a .5" backing.

Flip Chart with mounting hardware is standard.

Markers and Eraser. A dry eraser and highly visible easy to erase markers are standard.

Depth: 3.375"
24" wide boards have a single door.
48 and 60" wide boards have double doors.
72" wide boards have bi-fold doors.



Rectilinear Edge

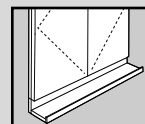
W x Ht.	Wt.	Style No.	Price
24 x 48"	95	V2448E	\$1200.
48 x 48"	130	V4848E	1584.
60 x 48"	185	V6048E	2848.
72 x 48" *	225	V7248E *	3629.

*72" wide boards have bi-fold doors. They need a wall space of 110" clear, and they are shipped without the paper flip chart.

Options
(See back of book)

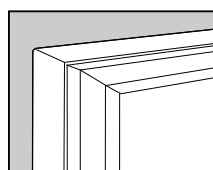
Black, beige or

- V21 - Grey fabric tackboard
+ \$132. per door
- V10 - COM tackboard
+ \$90. per door
- V11 - Projection screen + \$144.
- V20 - Chart shelf

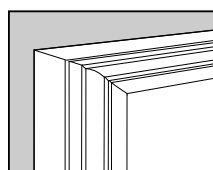


+ \$350.

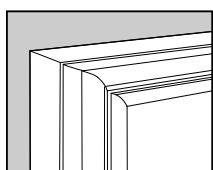
- V12 - Plastic laminate
E Model only
No add'l. chg.



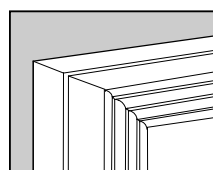
Bevel Edge



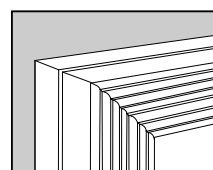
Transitional Edge



Duet Edge



Reeded Edge




Serrated Edge

Style No.	Price	Style No.	Price	Style No.	Price	Style No.	Price	Style No.	Price
V2448D	\$1427.	V2448F	\$1499.	V2448G	\$1427.	V2448R	\$1452.	V2448X	\$1452.
V4848D	2094.	V4848F	2314.	V4848G	2094.	V4848R	2164.	V4848X	2164.
V6048D	3452.	V6048F	3517.	V6048G	3452.	V6048R	3471.	V6048X	3471.
V7248D *	4294.	V7248F *	4360.	V7248G *	4294.	V7248R *	4316.	V7248X *	4316.

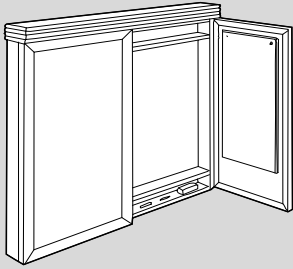
	Style No.	Size	Price	Ship Wt	Options
	Porcelain Wallboard	VWB-102	24"W x 48"H	\$678.	70
		VWB-103	36"W x 48"H	717	75
		VWB-104	48"W x 48"H	795	80
		VWB-105	60"W x 48"H	990	100
	<p>Open, wall mounted board with magnetic, white porcelain writing surface. Black solid hardwood frame. Add 20% for any other standard Arnold finish. Mounting cleats, eraser, and dry markers included.</p>				
					<p>V11 - White pull-down projection screen + \$144.</p> <p><i>Projection Screen Valance.</i> <i>Call factory for a custom quote.</i></p>

Refer to page 123
for General Information and finishes

Visual Boards

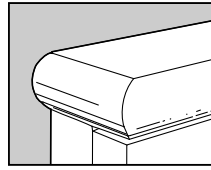


Visual Boards with Caps

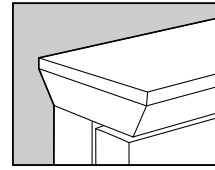


Depth: 3.375"
 24" wide boards have a single door.
 48 and 60" wide boards have double doors.
 72" wide boards have bi-fold doors.

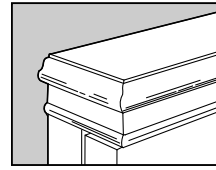
Lower cost alternative to Standard Hardwood edge Visual Boards. 2" high caps mounted on top of frame. All other features same as above.



Bullnose Cap



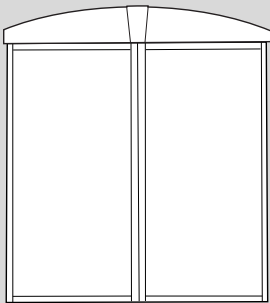
Reverse Bevel Cap



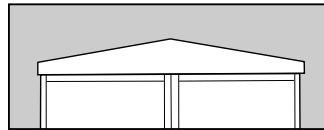
Traditional Cap

W x Ht.	Wt.	Style No.	Price	Style No.	Price	Style No.	Price
24 x 50"	95	V2450AC	\$1354.	V2450HC	\$1354.	V2450CC	\$1426.
48 x 50"	130	V4850AC	1886.	V4850HC	1886.	V4850CC	1960.
60 x 50"	185	V6050AC	3241.	V6050HC	3241.	V6050CC	3333.
72 x 50" *	230	V7250AC *	4087.	V7250HC *	4087.	V7250CC *	4177.

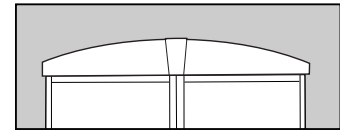
Visual Boards with Pediments



A Plain Visual Board with a pediment that gives a contemporary or traditional appearance.



Angled



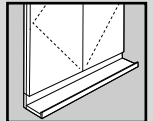
Bowed with Keystone

W x Ht.	Wt.	Style No.	Price	Style No.	Price
24 x 54"	100	VPA24	\$1452.	VPK24	\$1474.
48 x 54"	135	VPA48	2139.	VPK48	2161.
60 x 54"	190	VPA60	3349.	VPK60	3371.
72 x 54" *	235	VPA72	4304.	VPK72	4326.

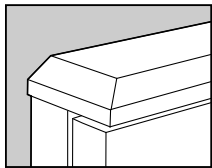
*72" wide boards have bi-fold doors. They need a wall space of 110" clear, and they are shipped without the paper flip chart.

Options
(See back of book)

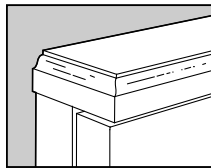
- Black, beige or
- V21** - Grey fabric tackboard
+ \$132. per door
- V10** - COM tackboard
+ \$90. per door
- V11** - Projection screen + \$144.
- V20** - Chart shelf



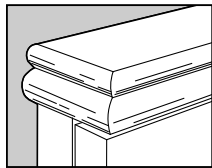
- + \$350.
- V12** - Plastic laminate
E Model only
No add'l. chg.



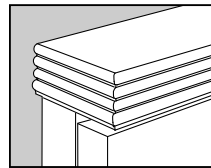
Bevel Cap



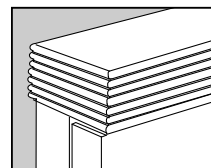
Transitional Cap



Duet Cap

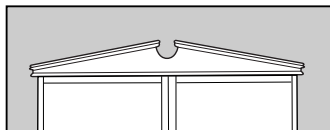


Reeded Cap

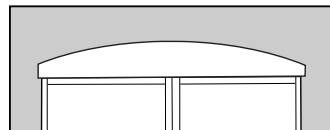


Serrated Cap

Style No.	Price	Style No.	Price	Style No.	Price	Style No.	Price	Style No.	Price
V2450DC	\$1354.	V2450FC	\$1354.	V2450GC	\$1354.	V2450RC	\$1354.	V2450IC	\$1354.
V4850DC	1886.	V4850FC	1886.	V4850GC	1886.	V4850RC	1886.	V4850IC	1886.
V6050DC	3241.	V6050FC	3241.	V6050GC	3241.	V6050RC	3241.	V6050IC	3241.
V7250DC *	4087.	V7250FC *	4087.	V7250GC *	4087.	V7250RC *	4087.	V7250IC *	4087.



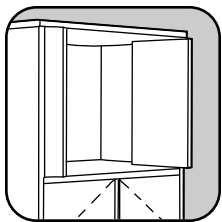
Traditional



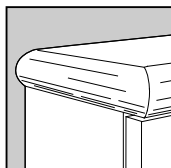
Bowed

Style No.	Price	Style No.	Price
VPT24	\$1573.	VPB24	\$1452.
VPT48	2249.	VPB48	2139.
VPT60	3498.	VPB60	3349.
VPT72	4508.	VPB72	4304.

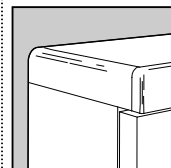
Refer to page 123
for General Information and finishes




Video Consoles



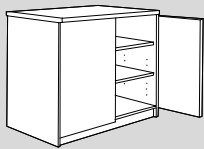
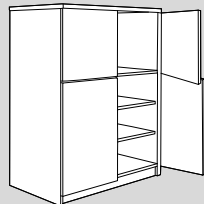
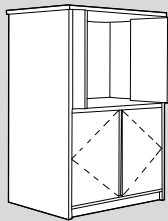
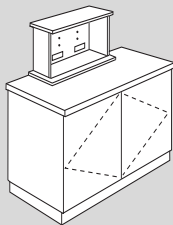
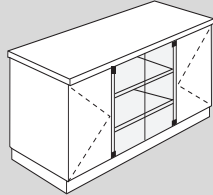
Bullnose Edge

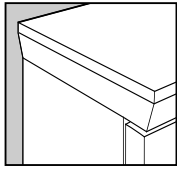


Hardwood Edge

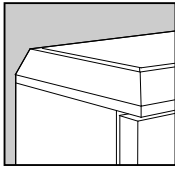


Traditional Edge

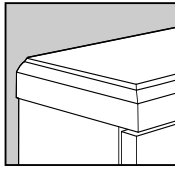
		W x D x Ht.	Wt.	Style No.	Price	Style No.	Price	Style No.	Price
	<p>Video Console II Counter high. One slide out shelf 7" below top, and one adjustable shelf. TV monitor to sit on top of unit. One grommet.</p>	30 x 22 x 36"	180	VCII-A	\$2089.	VCII-B	\$1815.	VCII-C	\$2340.
	<p>Video Consoles III & VI Executive high. TV monitor in top behind doors that fold back against sides. Bottom section has 1 fixed, 1 slide out, and 1 adj shelf. Slide out shelf 7" below fixed shelf. Inside dimensions top section: VCIII -- 22"H x 28"W x 20"D VCVI-- 28"H x 34"W x 22"D VCVIII--34"H x 40" W x 27"D Grommets included</p>	30 x 22 x 60"	240	VCIII-A	\$3557.	VCIII-B	\$3229.	VCIII-C	\$3997.
		36 x 24 x 72"	260	VCVI-A	4206.	VCVI-B	3812.	VCVI-C	4728.
		42 x 30 x 72"	350	VCVIII-A	4810.	VCVIII-B	4419.	VCVIII-C	5327.
	<p>Video Consoles IV & VII Executive high. TV monitor in top. Pocket doors slide inside for unobstructed viewing. Bottom has 1 fixed, 1 slide out, & 1 adj. shelf. Slide out shelf 7" below fixed shelf. Inside dimensions top section: VCIV -- 22"H x 25"W x 20"D VCVII -- 28"H x 28"W x 22"D VCIX -- 36"H x 34"W x 27"D Grommets included</p>	30 x 21 x 60"	265	VCIV-A	\$3839.	VCIV-B	\$3406.	VCIV-C	\$4378.
		36 x 24 x 72"	285	VCVII-A	4615.	VCVII-B	4201.	VCVII-C	5181.
		42 x 30 x 72"	350	VCIX-A	5658.	VCIX-B	5177.	VCIX-C	5959.
	<p>Plasma TV Lift Credenza Size of cabinet depends on size of plasma TV. Call factory for a custom quote. Information needed: Size + Model Number of TV, cabinet style with overall desired size of cabinet.</p>								
	<p>Video Conferencing Credenza Rear has a 6"W opening for ventilation. One pair of clear glass doors and two single wood doors. 2 adj. shelves behind glass doors. Inside dimensions: VC9330 - 34 1/4"W, 16"D, 23 1/4"H VC9114 - 34 1/4"W, 21"D, 23 1/4"H</p>	70.5 x 19 x 29"H		VC9330-A	\$3390.	VC9330-B	\$3390.	VC9330-C	\$3623.
		70.5 x 25 x 29"H		VC9114-A	3708.	VC9114-B	3708.	VC9114-C	4128.



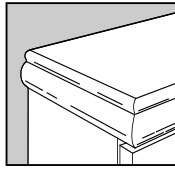
Reverse Bevel



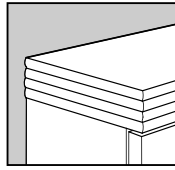
Bevel Edge



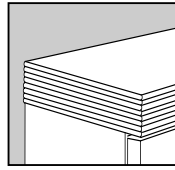
Transitional



Duet Edge



Reeded Edge

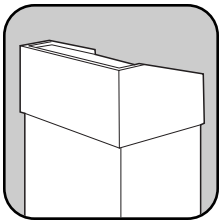


Serrated Edge

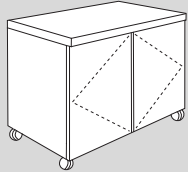
Style No.	Price	Style No.	Price	Style No.	Price	Style No.	Price	Style No.	Price	Style No.	Price	Options (See back of book)
		VCII-D	\$2089.	VCII-F	\$2089.	VCII-G	\$2089.	VCII-R	\$2089.	VCII-I	\$2089.	010 - Door lock + \$66. per pair doors. 139 - Multi-outlet power strip + \$66. 100 - Casters + \$100. V13 - Chr. or brass base trim + \$36. per linear ft.
		VCIII-D	\$3557.	VCIII-F	\$3557.	VCIII-G	\$3557.	VCIII-R	\$3557.	VCIII-I	\$3557.	
		VCVI-D	4206.	VCVI-F	4206.	VCVI-G	4206.	VCVI-R	4206.	VCVI-I	4206.	
		VCVIII-D	4810.	VCVIII-F	4810.	VCVIII-G	4810.	VCVIII-R	4810.	VCVIII-I	4810.	
		VCIV-D	\$3839.	VCIV-F	\$3839.	VCIV-G	\$3839.	VCIV-R	\$3839.	VCIV-I	\$3839.	
		VCVII-D	4615.	VCVII-F	4615.	VCVII-G	4615.	VCVII-R	4615.	VCVII-I	4615.	
		VCX-D	5658.	VCX-F	5658.	VCX-G	5658.	VCX-R	5658.	VCX-I	5658.	
		VC9330-D	\$3390.	VC9330-F	\$3507.	VC9330-G	\$3390.	VC9330-R	\$3390.	VC9330-I	\$3390.	011 - Door lock + \$66. per individual door.
		VC9114-D	3708.	VC9114-F	3920.	VC9114-G	3708.	VC9114-R	3708.	VC9114-I	3708.	

Refer to page 123 for General Information and finishes

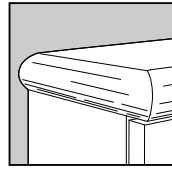
Presentation Podiums and Projection Stands Lecterns



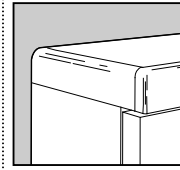
Corporate Logos available in
Wood
Metal
Vinyl
Call factory for a quotation.



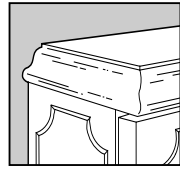
Mobile Projection Stand
Supplied with exposed casters.



Bullnose Edge

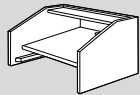


Hardwood Edge

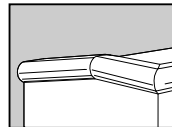


Traditional Edge

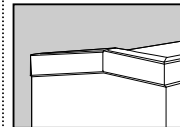
W x D x Ht.	Wt.	Style No.	Price	Style No.	Price	Style No.	Price
24 x 18 x 29"	130	VMP-A	\$1354.	VMP-B	\$1236.	VMP-C	\$1736.



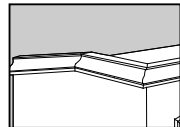
Desk Top Convertible Lectern
(If used with Mobile Projection Stand see Mobile Lectern below)



Bullnose Edge

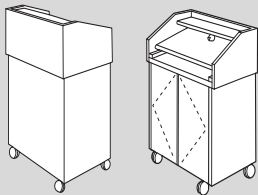


Hardwood Edge



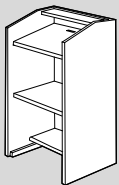
Traditional Edge

W x D x Ht.	Wt.	Style No.	Price	Style No.	Price	Style No.	Price
26 x 19 x 19"	35	VDC-A	\$867.	VDC-B	\$795.	VDC-C	\$1058.



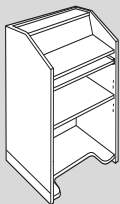
Mobile Lectern
A desk top lectern combined with Mobile Projection Stand VMP-E. Supplied with casters. User side: 42" high

26 x 19 x 48"	185	VML-A	\$2097.	VML-B	\$2025.	VML-C	\$2459.
---------------	-----	-------	---------	-------	---------	-------	---------



Lectern
User side: 42" high.
Angled user surface.
One adjustable shelf.
One fixed shelf.

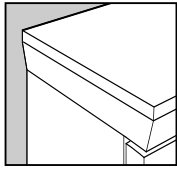
26 x 19 x 48"	95	VFL-A	\$1742.	VFL-B	\$1611.	VFL-C	\$2163.
---------------	----	-------	---------	-------	---------	-------	---------



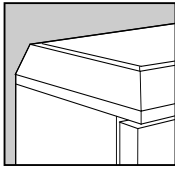
Presentation Podium
With pullout Keyboard shelf, one adjustable shelf, Grommet holes throughout. Flat user surface.

30 x 30 x 48"		VPP-A	\$3700.	VPP-B	\$3400.	VPP-C	\$4120.
---------------	--	-------	---------	-------	---------	-------	---------

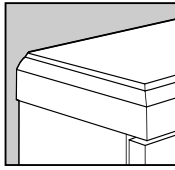
Rectilinear Edge units are also available in textured or plain plastic laminate, in your choice from Nevamar, Formica, or WilsonArt, at the same price as style B.



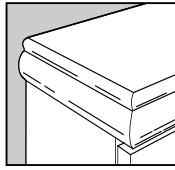
Reverse Bevel



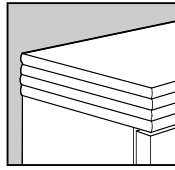
Bevel Edge



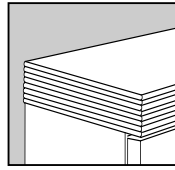
Transitional



Duet Edge



Reeded Edge



Serrated Edge

Style No. Price

Style No. Price

Style No. Price

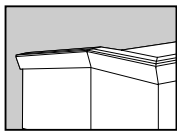
Style No. Price

Style No. Price

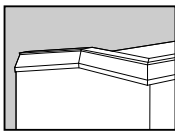
Style No. Price

Options (Seeback of book)

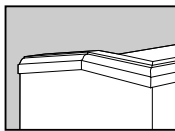
J10 - Door lock
+ \$66. per pair doors



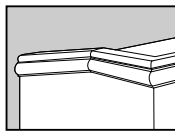
Reverse Bevel



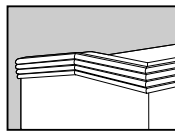
Bevel Edge



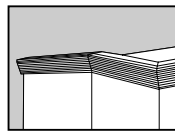
Transitional



Duet Edge



Reeded Edge



Serrated Edge

Style No. Price

Style No. Price

Style No. Price

Style No. Price

Style No. Price

Style No. Price

VDC-H \$867.

VDC-D \$867.

VDC-F \$867.

VDC-G \$867.

VDC-R \$867.

VDC-I \$867.

V16 - Economy task light
+ \$50.

V23 - Premium task light
+ \$175.

I10 - Door lock per pair of
doors + \$66.

I16 - Econ tasklight + \$50.

V23 - Prem tasklight + \$175.

66D - Stnd. surface mount
P&D grommet + \$235.

67A - Angled Top notch
P&D grommet + \$270.

VFL-H \$1742.

VFL-D \$1742.

VFL-F \$1742.

VFL-G \$1742.

VFL-R \$1742.

VFL-I \$1742.

O11 - Door lock + \$66.

I30 - Keybo'd draw. + \$342.

100 - Casters + \$100.

I18 - 24" High door + \$252.

V16 - Econ tasklight + \$50.

I23 - Prem tasklight + \$175.

166D - Stnd. surface mount
P&D grommet + \$235.

167A - Angled Top notch
P&D grommet + \$270.

VPP-H \$3700.

VPP-D \$3700.

VPP-F \$3890.

VPP-G \$3700.

VPP-R \$3700.

VPP-I \$3700.

O10 - Door lock + \$66.

I23 - Prem tasklight + \$175.

V24 - Doors + \$360.

I25 - Proj. Draw + \$340.

V26 - Screen cut out + \$210.

00 - Casters + \$100.

139 - Multi-outlet strip + \$66

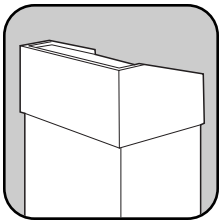
67A - Angled Top notch
P&D + \$270

Refer to page 123
for General Information and finishes

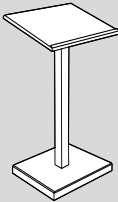
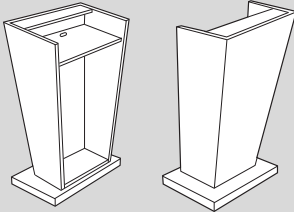
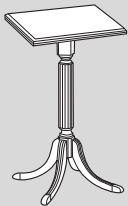



Option V23 - Premium tasklight

Lecterns, Contemporary and Traditional

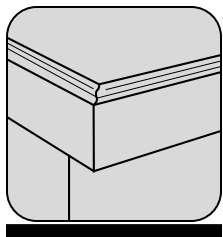


		W x D x Ht.	Wt.	Style No.	Price	Options (See back of book)
	<p>Radius Style Mobile Lectern Curved corner desk top lectern combined with Curved corner Mobile Projection Stand. Supplied with exposed casters.</p>	26 x 19 x 48"	195	VML-J	\$2700.	<p>010 - Door lock per pair of doors + \$66. 030 - Keyboard drawer + \$342. V16 - Economy task light + \$50. V23 - Premium task light + \$175. 166D - Standard surface mount power & data grommet + \$235. 167A - Angled Top notch power & data grommet + \$270.</p>
	<p>Cylinder Lectern Rectilinear style only. One adjustable shelf.</p>	35" Dia. 48"	120	VCY	\$3101.	<p>010 - Door lock + \$66. 030 - Keyboard drawer + \$342. V18 - 24" High door+ \$252. V16 - Economy task light + \$50. V23 - Premium task light + \$175. 166D - Standard surface mount power & data grommet + \$235. 167A - Angled Top notch power & data grommet + \$270.</p>
	<p>Geo Lectern Available with edge details FA, FB, FC, FD, FL, FM, and FW. One adjustable shelf.</p>	30 x 18 x 48"	120	VGL	\$1802.	<p>010 - Door lock + \$66. 030 - Keyboard drawer + \$342. 100 - Casters + \$100. V18 - 24" High door+ \$252. V16 - Economy task light + \$50. V23 - Premium task light + \$175. 166D - Standard surface mount power & data grommet + \$235. 167A - Angled Top notch power & data grommet + \$270.</p>
	<p>Queen Ann Lectern Standard with doors. One adjustable shelf behind doors. 6" Queen Anne legs.</p>	26 x 19 x 48"	185	VFLT-Q	\$2800.	<p>011 - Door lock + \$66. 030 - Keyboard drawer + \$342. V16 - Economy task light + \$50. V23 - Premium task light + \$175. 166D - Standard surface mount power & data grommet + \$235. 167A - Angled Top notch power & data grommet + \$270.</p>

		Style No.	W x D x Ht	Price	Ship Wt	Options
	<p>Pedestal Lectern Front: 40" high</p> <p><i>Specify suffix FA, FB, FL, FM, FD, FW or FI after style number for edge detail.</i></p>	VFLP-P	24 x 18 x 43"	\$864.	55	<p>Available Edges: FA = Bullnose FB = Reverse Bevel FL = Duet FM = Reeded FD = Hardwood Edge FW = Reverse Duet FI = Serrated</p>
	<p>Tapered Lectern User height: 40" high Grommet is standard. Flat work surface.</p>	VFLP-VP	26 x 19 x 48"	\$1240.	100	<p>V16 - Economy task light + \$50. V23 - Premium task light + \$175. V18 - Doors + \$252. 011 - Door lock + \$66. 100 - Casters + \$100.</p>
	<p>Duncan Phyfe Pedestal Lectern With brass toe caps and 1.25" reeded edge.</p> <p>Available in Cherry, Mahogany and Walnut finishes.</p>	VFLP-DP	24 x 18 x 43"	\$1710.	30	
	<p>Queen Anne Pedestal Lectern 2" Traditional Edge.</p> <p>Available in Cherry, Mahogany and Walnut finishes.</p>	VFLP-QA	24 x 18 x 43"	\$1750.	40	

Refer to page 123 for General Information and finishes

Classic



Classic is a comprehensive casegoods line in **transitional** styling. The Classic style bridges the gap between the Contemporary and the Traditional, between the modern and the well-established style. The line is based upon the Nova Collection, and offers the same versatility and aesthetically balanced appearance.

Standard features include 15 finishes, recessed brass drawer pulls centered on the drawer face, 2" x .75" Classic Transitional edges, and a transitional shoe molding around the bases of the units.

Classic comes in the usual variations of desks and credenzas, as well as workstations, pedestals, overheads, bookcases, wardrobe cabinets, EDP support furniture, telephone tables, and video/TV enclosures.

Cases are of .75" construction throughout. All units have finished backs.

Drawers are .5" premium solid beech/maple, with .188" plywood bottoms. Drawers are of a four sided construction with chuck and bore joinery. Filing is legal front to back and letter side to side.

Drawer Fronts are .75" thick, three-ply construction. Brass metal pulls are recessed into the drawer fronts. Wardrobe doors have protruding brass knob pulls. Veneers are applied vertically.

Suspensions are of the full extension ball bearing type. File drawers are supplied with three part, progressive action, full extension ball bearing slides.

Pull-out reference shelves, located above the top drawer on each desk pedestal, are standard.

Locks, in the kneewell, are standard on double pedestal desks only. Locks are optional on credenzas, files, and wardrobes.

Grommets are standard on EDP support furniture, and optional on all other items and top surfaces.

Optional Wire Management and Power and Data available, see options pages at back of book.

Veneers on all exterior surfaces are "A" grade select in plain sliced White Oak, American Black Walnut, Cherry, and slip-matched Sapele (Ribbon-type Mahogany).

Finishes are in a variety of 15 stained finishes listed below. A semi-open pore finish; 50° sheen, alcohol and water resistant top coat is standard.

Royal Walnut #101
 Cordovan Walnut #102
 Senator Walnut #104
 Cappuccino on Walnut #105
 Natural Oak #200
 Harvest Oak #201

Medium Cherry #400
 Light Cherry #401
 Victorian Cherry #402
 Red Cherry #404
 Classic Cherry #406
 English Cherry #408

Mahogany #300
 Cherry Mahogany #301
 Scarlet Mahogany #303

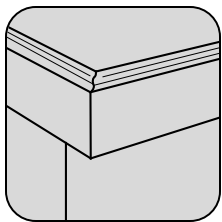
Special finish matches are available at a slight upcharge.

Plastic laminate top surfaces, in a color of your choice from Nevamar, Formica, Pionite or Wilsonart are available at no additional charge.

"Sketch Face" (fancy) veneer tops, and Marble, Granite, Avonite, or Leather inset tops are also available, however, they must be quoted by the factory.

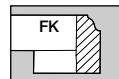
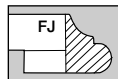
Specific Options--appear in the right hand column on each page and pertain only to those specific units. A more detailed description of some of these options appears in the back of book.

Custom configurations of all Classic units are available. Submit a plan view with dimensions and special requirements to Arnold Action, or to your sales representative, for a quotation.



Classic

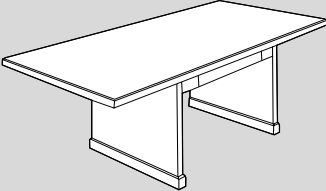
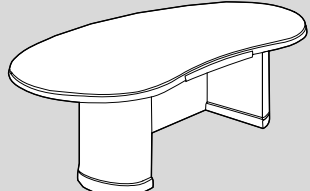



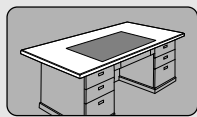
Desks and Table Desks




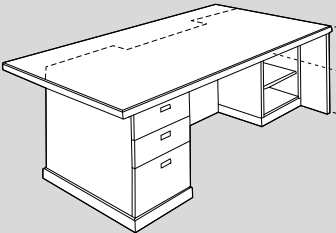
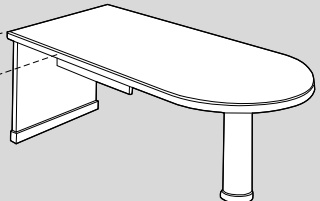
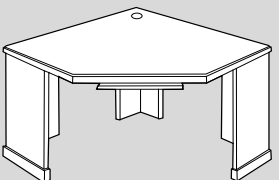
Edges: Add letters as suffix to style no.

FJ - 2" Transitional/Jamestown

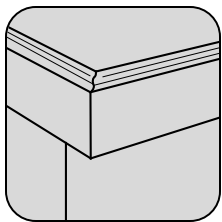
FK - 2" Transitional/Classic

	Style Number	Width x Depth	Knee Space	List Price	Ship Wt	Options (See back of book)
 <p>Table Desk Wood panel legs. Center pencil drawer.</p>	AT2230-__	66 x 30"	29"	\$2991.	200	013 - Center Drawer lock + \$40. 033A - Grommet
	AT2240-__	72 x 36"	35"	3339.	210	
	AT2250-__	84 x 36"	47"	3758.	230	
 <p>Kidney-Shaped Table Desk with center pencil drawer Lock not available.</p>	AT2872-__	72 x 36"	26"	\$6304.	220	033A - Grommet + \$55. A45 - Starburst top + 20% 
	AT2878-__	78 x 36"	28"	6626.	230	
	AT2841-__	84 x 42"	32"	6954.	240	
	AT2842-__	90 x 42"	34"	7363.	245	
	AT2843-__	96 x 42"	36"	7454.	250	
 <p>Double Pedestal Desk with Overhang Ends Box/box/file pedestals. Pull-out dictation shelves. Center pencil drawer. Locks in each pedestal.</p>	AT2050-__	66 x 30"	24"	\$4261.	320	013 - Center drawer lock + \$40. 033A - Grommet + \$55.
	AT2060-__	72 x 36"	30"	4410.	340	
	AT2070-__	84 x 36"	34"	4852.	375	
 <p>Double Pedestal Desk with Flush Ends Box/box/file pedestals. Pull-out dictation shelves. Center pencil drawer. Locks in each pedestal.</p>	AT2051-__	66 x 30"	29"	\$4273.	320	 <p>Leather Inlay Optional - for any desk top</p> <p>34 x 20" \$914. 38 x 24" \$986.</p> <p>Consult factory for colors available.</p>
	AT2061-__	72 x 36"	35"	4424.	340	
	AT2071-__	84 x 36"	47"	4864.	375	

Refer to page 137
for General Info and Finishes.

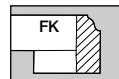
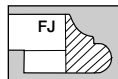
		Style Number	Width x Depth	Knee Space	List Price	Ship Wt	Options (See back of book)
	<p>Bowshaped Top Double Pedestal Desk Box/box/file pedestals. Pull-out dictation shelves. Center pencil drawer. Locks in each pedestal.</p>	AT2053-__	84 x 36"	34"	\$5567.	375	<p>013 - Center drawer lock + \$40. 033A - Grommet + \$55.</p>
		AT2054-__	92 x 36"	38"	5904.	420	
	<p>Single Pedestal Desk Box/box/file pedestal and open storage pedestal. Pull-out dictation shelf.</p> <p>For use with any return on following page.</p> <p>Specify left or right return.</p>	AT2214-__	66 x 30"	28"	\$3912.	245	<p>013 - Center drawer lock + \$40. 012 - Pedestal lock + \$86. 020 - Center Drawer + \$184.</p>
		AT2215-__	66 x 36"	28"	3983.	255	
		AT2216-__	72 x 36"	34"	4063.	275	
		AT2217-__	78 x 36"	38"	4438.	300	
						with 19" returns	
	<p>Bullet End Table Desk Center pencil drawer. 6" dia. wood cylinder.</p> <p>For use with any return on following page.</p> <p>Specify left or right return.</p>	AT2840-__	72 x 36"	32"	\$4141.	165	<p>013 - Center drawer lock + \$40. 080 - Chrome or black cylinder same price. 081 - Wraparound modesty panel + \$1084.</p>
		AT2850-__	84 x 36"	44"	4471.	190	
		AT2870-__	90 x 42"	60"	5298.	210	
						with 19" returns	
	<p>Computer Corner Table with keyboard drawer and grommet.</p> <p>AT2380's angled work edge is 30" wide w/ 19" ends. AT2381's angled work edge is 31" wide w/ 25" ends.</p>	AT2380-__	40 x 40"	30"	\$2498.	195	
		AT2381-__	48 x 48"	31"	2890.	240	

Classic



Classic

Return Desks and Workstations



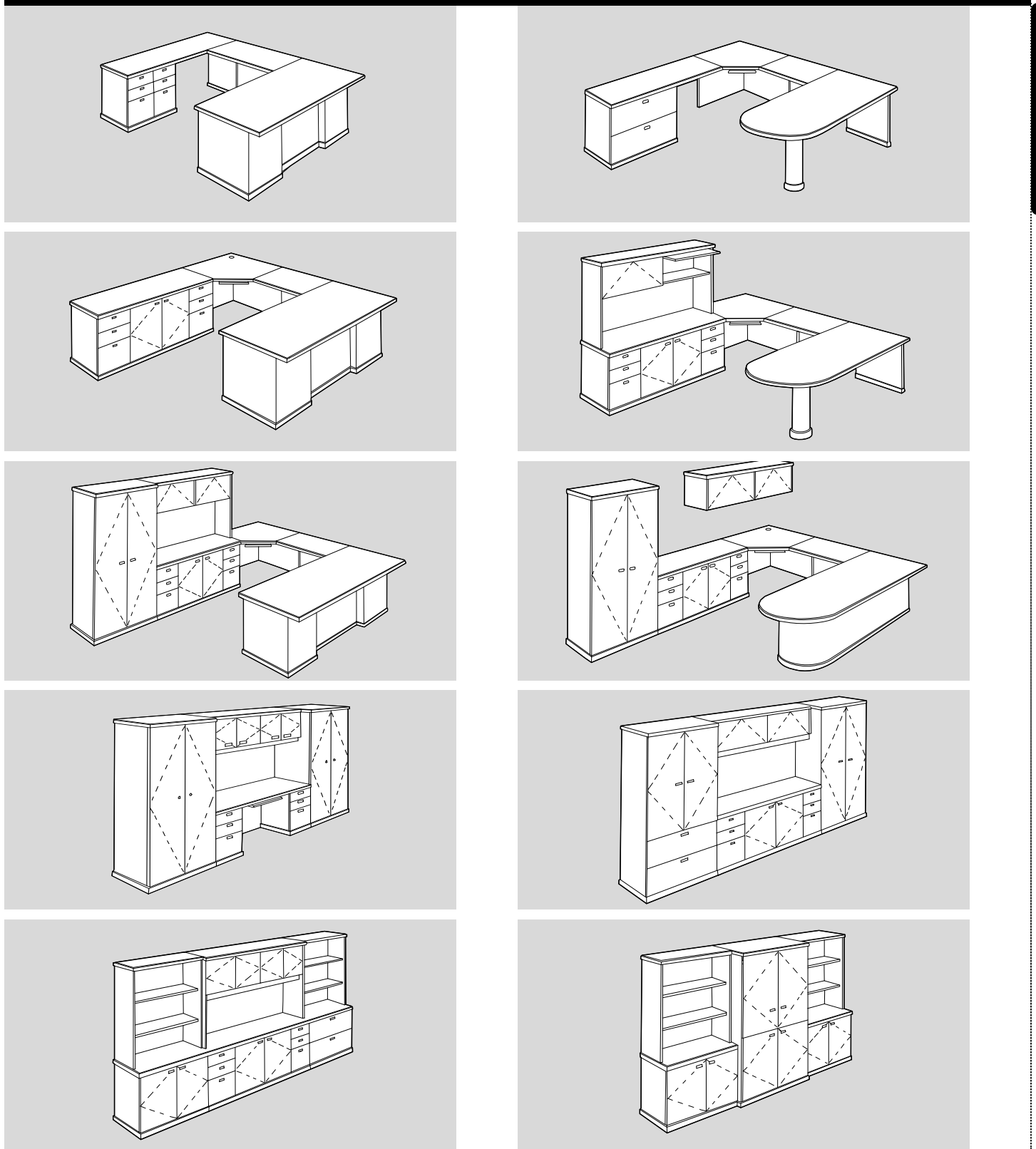
Edges: Add letters as suffix to style no.

FJ - 2" Transitional/Jamestown

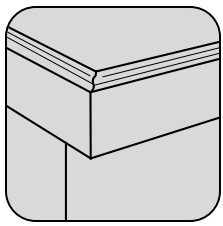
FK - 2" Transitional/Classic

	Style Number	Width x Depth	Knee Space	List Price	Ship Wt	Options (See back of book)
<p>Credenza/Bridge Top Tops have a 2" builtup hardwood edge with a configured edge on one long side.</p>	AT2440	36 x 19"	36"	\$616.	20	030 - Keyboard drawer + \$342. 031 - Articulating Arm + \$458. 032 - Mini keyboard + \$418. 033A - Grommet + \$55. 012 - Pedestal lock + \$86. 020 - Center Drawer + \$184. 013 - Center drawer lock + \$40.
	AT2441	48 x 19"	48"	702.	30	
	AT2442	60 x 19"	60"	792.	40	
	AT2443	70.5 x 19"	70.5"	1057.	45	
	AT2448	36 x 25"	36"	674.	25	
	AT2449	48 x 25"	48"	774.	35	
AT2450	60 x 25"	60"	870.	45		
AT2451	70.5 x 25"	70.5"	1151.	50		
<p>Bridge Return For connecting single pedestal desks with credenzas to create a U workstation.</p>	AT2670	42 x 19"	42"	\$1071.	70	013 - Center drawer lock + \$40.
	AT2671	48 x 19"	48"	1181.	80	
	AT2672	54 x 19"	54"	1210.	90	
	AT2673	60 x 19"	60"	1255.	95	
	AT2675	42 x 25"	42"	1129.	75	
	AT2676	48 x 25"	48"	1255.	85	
AT2677	54 x 25"	54"	1287.	95		
AT2678	60 x 25"	60"	1343.	100		
<p>Return Shell Specify left or right return and executive or secretarial height.</p>	AT2221-__	48 x 19"	45"	\$1138.	90	030 - Keyboard drawer + \$342. 032 - Mini keyboard + \$418. 033A - Grommet + \$55. 012 - Pedestal lock + \$86.
	AT2222-__	60 x 19"	57"	1327.	105	
	AT2231-__	48 x 25"	45"	1422.	95	
	AT2232-__	60 x 25"	57"	1660.	110	
<p>Return with box/box/file pedestal Specify left or right return and executive or secretarial height.</p>	AT2223-__	48 x 19"	30"	\$1673.	120	
	AT2224-__	60 x 19"	42"	2043.	130	
	AT2233-__	48 x 25"	30"	2090.	135	
	AT2234-__	60 x 25"	42"	2554.	145	
<p>Return with 36" lateral file Specify left or right return and executive or secretarial height.</p>	AT2225-__	48 x 19"	11"	\$2525.	210	012 - Pedestal lock + \$86.
	AT2226-__	60 x 19"	21"	2795.	220	
	AT2235-__	48 x 25"	11"	3155.	215	
	AT2236-__	60 x 25"	21"	3493.	225	
<p>Return with two box/box/file pedestals Specify left or right return and executive or secretarial height.</p>	AT2227-__	48 x 19"	13"	\$3246.	195	012 - Pedestal lock + \$86.
	AT2228-__	60 x 19"	25"	3522.	205	
	AT2237-__	48 x 25"	13"	4057.	210	
	AT2238-__	60 x 25"	25"	4404.	220	

Grouping Ideas for Workstations and Wall Units.

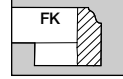
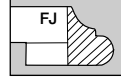


Classic components can be arranged in an endless variety of ways resulting in a custom appearance. Standard components can be altered to fit a space requirement, satisfy a need or, when desired, build a completely special add-on or fill-in component. The line sketches shown on this page illustrate some possibilities of custom arrangements and encourages the designer to let his/her imagination guide the way. A simple plan drawing with dimensions, and a few notes of requirements, will result in a three dimensional sketch quotation from our factory.



Classic

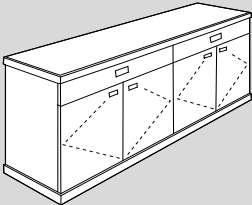
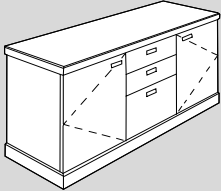
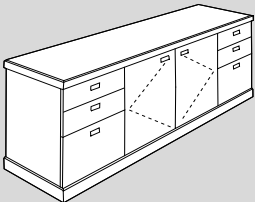
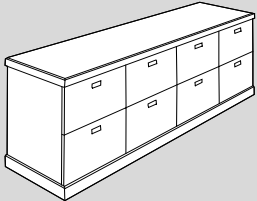
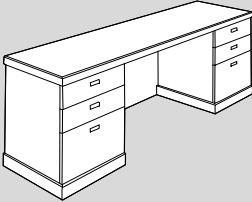
Credenzas



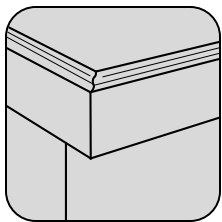
Edges: Add letters as suffix to style no.
FJ - 2" Transitional/Jamestown
FK - 2" Transitional/Classic

	Style Number	Width x Depth	No. of Doors	List Price	Ship Wt	Options (See back of book)
<p>Cabinet Credenza 29" high. 1 adjustable shelf behind each pair of doors. <i>96" and 120" credenzas will be shipped K/D</i></p>	AT2530-__	35.5 x 19"	2	\$1729.	150	010 - Door lock + \$66. per pair doors 033A - Grommet +\$55.
	AT2320-__	42 x 19"	2	2081.	165	
	AT2340-__	52.5 x 19"	3	2892.	210	
	AT2330-__	72 x 19"	4	3458.	260	
	AT2331-__	86.5 x 19"	5	4638.	350	
	AT2332-__	96 x 19"	6	5366.	420	
	AT2333-__	120 x 19"	8	6081.	550	
	AT2341-__	35.5 x 25"	2	2161.	180	
	AT2342-__	42 x 25"	2	2602.	210	
	AT2343-__	52.5 x 25"	3	3615.	240	
	AT2344-__	72 x 25"	4	4323.	300	
	AT2345-__	86.5 x 25"	5	5797.	390	
	AT2346-__	96 x 25"	6	6708.	490	
	AT2347-__	120 x 25"	8	7601.	615	
<p>36" high. Cabinet Credenza 2 adjustable shelves behind each pair of doors. <i>96" and 120" credenzas will be shipped K/D</i></p>	AT2560-__	35.5 x 19"	2	\$2075.	160	
	AT2561-__	42 x 19"	2	2498.	180	
	AT2562-__	52.5 x 19"	3	3458.	235	
	AT2563-__	72 x 19"	4	4163.	300	
	AT2564-__	86.5 x 19"	5	5564.	370	
	AT2565-__	96 x 19"	6	6440.	435	
	AT2566-__	120 x 19"	8	7393.	585	
	AT2520-__	35.5 x 25"	2	2595.	200	
	AT2521-__	42 x 25"	2	3123.	220	
	AT2522-__	52.5 x 25"	3	4323.	260	
	AT2523-__	72 x 25"	4	5203.	340	
AT2524-__	86.5 x 25"	5	6955.	430		
AT2525-__	96 x 25"	6	8049.	530		
AT2526-__	120 x 25"	8	9242.	650		
<p>Refrigerator / Storage 2 cubic ft. capacity.</p>	AT2490-__	35.5 x 19"	2	\$4770.	200	011 - Lock in storage section only + \$66.
	AT2491-__	35.5 x 25"	2	5962.	220	
<p>Conference Room Credenza 29" high. A 6" utility drawer located behind the two center doors. One adjustable shelf in each end section. <i>96" and 120" credenzas will be shipped K/D</i></p>	AT2290-__	35.5 x 19"	2	\$2361.	165	010 - Door lock + \$66. per pr. doors 033A - Grommet +\$55.
	AT2291-__	72 x 19"	4	4049.	295	
	AT2296-__	96 x 19"	6	6152.	430	
	AT2297-__	120 x 19"	8	7012.	570	
	AT2280-__	35.5 x 25"	2	2952.	195	
	AT2281-__	72 x 25"	4	5061.	320	
	AT2282-__	96 x 25"	6	7691.	515	
	AT2283-__	120 x 25"	8	8764.	625	

Refer to page 137
for General Info and Finishes.

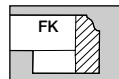
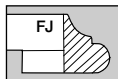
		Style Number	Width x Depth	No of Doors	List Price	Ship Wt	Options (See back of book)	
 <p>36" High Buffet Credenza Doors and drawers.</p> <p><i>108" credenza will be shipped K/D</i></p>		AT2292-__	37.5 x 19"	2	\$3166.	175	010 - Door lock + \$66. per pr. doors. 013 - Draw lock + \$40. 033A - Grommet + \$55.	
		AT2293-__	73.5 x 19"	4	4984.	330		
		AT2294-__	108 x 19"	6	8442.	475		
		AT2272-__	37.5 x 25"	2	3957.	215		
		AT2273-__	73.5 x 25"	4	6230.	360		
		AT2274-__	108 x 25"	6	10,553.	535		
 <p>Combination Credenza 2 doors, 1 file and 2 box drawers.</p>		AT2350-__	52.5 x 19"		\$3613.	275	011 - Door lock + \$66. per door. 012 - Pedestal lock + \$86. per ped.	
		AT2351-__	52.5 x 25"		4517	300		
 <p>Combination Credenza 2 doors, 2 file and 4 box drawers.</p>		AT2030-__	72 x 19"		4043.	325		
		AT2031-__	72 x 25"		5054.	375		
 <p>File Credenza</p> <p>4 drawers AT2042-__ 35.5 x 19" \$2575. 200</p> <p>6 drawers AT2041-__ 52.5 x 19" 4150. 290</p> <p>8 drawers AT2040-__ 69.5 x 19" 4561. 350</p> <p>4 drawers AT2045-__ 35.5 x 25" 3219. 220</p> <p>6 drawers AT2046-__ 52.5 x 25" 5187. 325</p> <p>8 drawers AT2047-__ 69.5 x 25" 5701. 390</p>							012 - Pedestal lock + \$86. per ped.	
 <p>Writing Credenza 4 box and 2 file drawers.</p>		AT2360-__	60 x 19"		\$3387.	225	012 - Pedestal lock + \$86. per ped. 033A - Grommet + \$55.	
		AT2370-__	72 x 19"		3691.	250		
		AT2361-__	60 x 25"		4235.	240		
		AT2371-__	72 x 25"		4614.	265		

Classic



Classic

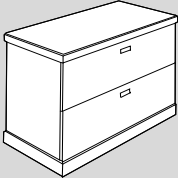
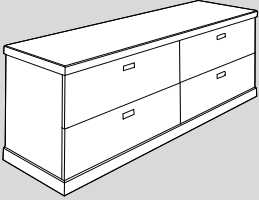
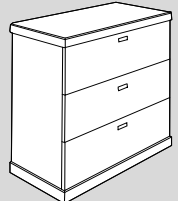

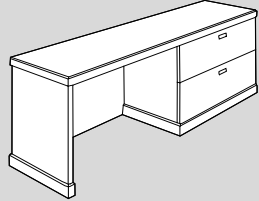
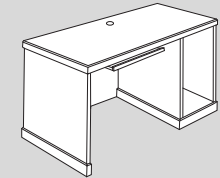
Files, Computer Furniture,
Cabinets and Hutches



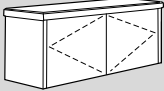
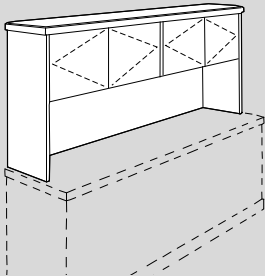
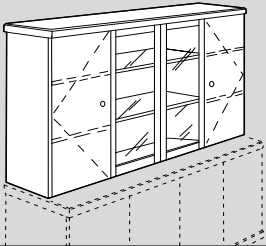

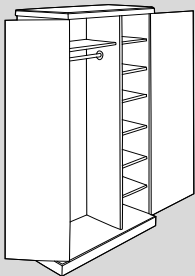
Edges: Add letters as suffix to style no.

FJ - 2" Transitional/Jamestown

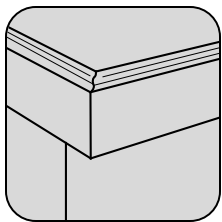
FK - 2" Transitional/Classic

		Style Number	Width x Depth	List Price	Ship Wt	Options (See back of book)
	Lateral File 2 drawers	AT2300-__	31.5 x 19"	\$2104.	175	012 - Pedestal lock + \$86. per ped.
		AT2310-__	37.5 x 19"	2235.	190	
		AT2301-__	31.5 x 25"	2629.	200	
		AT2302-__	37.5 x 25"	2793.	245	
	Lateral File 4 drawers	AT2311-__	61.5 x 19"	\$4069.	350	
		AT2312-__	73.5 x 19"	4326.	375	
		AT2315-__	61.5 x 25"	5087.	395	
		AT2316-__	73.5 x 25"	5407.	425	
	Lateral File 3 drawers; 41" high	AT2303-__	31.5 x 19"	\$3194.	225	
		AT2304-__	37.5 x 19"	3373.	240	
		AT2305-__	31.5 x 25"	3992.	275	
		AT2306-__	37.5 x 25"	4215.	290	
	Lateral File 4 drawers; 53" high	AT2307-__	31.5 x 19"	\$3833.	295	
		AT2308-__	37.5 x 19"	4048.	310	
		AT2317-__	31.5 x 25"	4790.	345	
		AT2318-__	37.5 x 25"	4989.	360	
	Writing Credenza with 36" lateral file pedestal. Specify file pedestal left or right.	AT2140-__	60 x 19"	\$3661.	245	033A - Grommet + \$55. 020 - Center drawer + \$184. 013 - Center drawer lock + \$40. 030 - Keyboard drawer + \$342.
		AT2150-__	72 x 19"	3917.	265	
		AT2141-__	60 x 25"	4575.	275	
		AT2151-__	72x 25"	4897.	295	
	Open CPU Cabinet with keyboard drawer and grommet. 29.5" high.	AT2650-__	36 x 25"	\$2118.	90	
		AT2651-__	42 x 25"	2214.	95	
		AT2652-__	48 x 25"	2312.	105	

Refer to page 137
for General Info and Finishes.

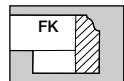
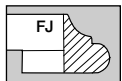
		Style Number	Width x Depth	No. of Doors	List Price	Ship Wt	Options (See back of book)	
	Wall Hung Cabinet with hinged doors. Inside ht. 13.5" Inside depth 12" Outside ht. 18"	AT2700-__	31.5 x 15"	2	\$1445.	50	011 - Door lock + \$66 per door A48 - Flipper door in lieu of 2 hinged doors + \$90. per flipper door.	
		AT2710-__	35.5 x 15"	2	1566.	60		
		AT2720-__	52.5 x 15"	3	2092.	70		
		AT2730-__	61.5 x 15"	4	2394.	80		
		AT2740-__	72 x 15"	4	2477.	95		
	Hinged Door Hutch* for credenzas. OA ht. 36". Inside cabinet ht. 13.5" Inside cabinet depth 12". Optional: 42" OA ht. + 10% 54" OA ht. + 15% For credenzas see p. 143	AT2600-__	31.5 x 15"	2	\$1788.	70	011 - Door lock + \$66. per door 070 - Task light + \$309 w/ facia. 071 - Cork tackboard + \$32. sq. ft. 072 - Grey fabric tackb'd. + \$45. sq. ft. A48 - Flipper door in lieu of 2 hinged doors + \$90. per flipper door.	
		AT2610-__	35.5 x 15"	2	1801.	95		
		AT2620-__	37.5 x 15"	2	1894.	100		
		AT2630-__	52.5 x 15"	3	3129.	150		
		AT2640-__	61.5 x 15"	4	3799.	160		
		AT2641-__	72 x 15"	4	3833.	175		
AT2642-__	73.5 x 15"	4	3872.	180				
	Hinged Door Hutch* for credenzas. OA ht. 42". Two glass doors in center with two adjustable shelves. Wood doors on ends with two shelves. For credenzas see p. 143	AT2690-__	69.5 x 15"	2	\$4332.	180	010 - Door lock + \$66. per pair doors A46 - 2 Halogen lights + \$313.	
		AT2691-__	72 x 15"	2	4371.	185		
		AT2692-__	73.5 x 15"	2	4410.	195		
	Bookcase Hutch* for credenzas. OA ht. 54" Optional: 42" OA ht. Deduct 10% For credenzas see p. 143	AT2661-__	31.5 x 15"		\$1518.	65	070 - Task light + \$309 w/ facia. 071 - Cork tackboard + \$32. sq. ft. 072 - Grey fabric tackb'd. + \$45. sq. ft.	
		AT2662-__	35.5 x 15"		1571.	70		
		AT2663-__	37.5 x 15"		1637.	95		
		AT2664-__	52.5 x 15"		2839.	150		
		AT2666-__	72 x 15"		3741.	160		
	Storage/Wardrobe Two doors. 1/3 storage with shelves. 2/3 wardrobe with one shelf and coat rod. <i>19" deep units are shipped with front to back clothes rod.</i>		Ht	Width	Depth		010 - Door lock + \$66. per pair doors A34 - No storage in wardrobe Deduct \$300.	
		AT2591-__	72"	31.5"	19"	\$3281.		185
		AT2592-__	84"	31.5"	19"	3471.		195
		AT2593-__	72"	37.5"	19"	3478.		195
		AT2594-__	84"	37.5"	19"	3753.		205
		AT2596-__	72"	31.5"	25"	3773.		215
		AT2597-__	84"	31.5"	25"	3991.		230
		AT2598-__	72"	37.5"	25"	4000.		235
		AT2599-__	84"	37.5"	25"	4316.		250

*When ordering hutches please indicate model number of credenza.

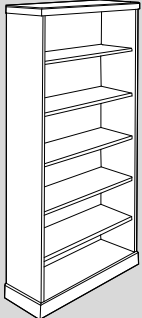
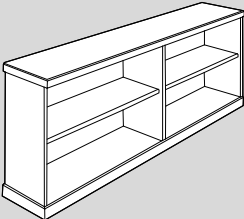
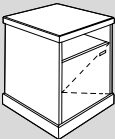
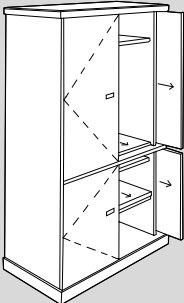


Classic

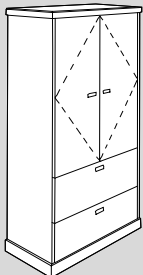
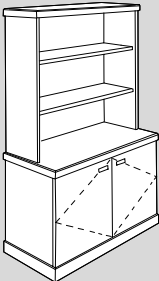

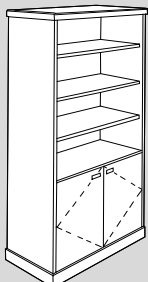
Bookcases and Video consoles



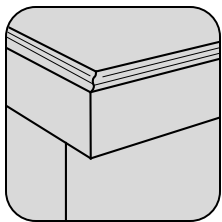
Edges: Add letters as suffix to style no.
FJ - 2" Transitional/Jamestown
FK - 2" Transitional/Classic

		Style Number	OA Ht.	Adj. Shelves	List Price	Ship Wt	Options (See back of book)	
 <p>Open Vertical Bookcase 13" OA depth</p>	31.5" wide	AT2927-__	30"	1	\$973.	50	060 - 1.25" thick shelves + \$25. per shelf 061 - Ganging strip + \$73. each A32 - 15" deep unit + 20%	
		AT2926-__	36"	2	1085.	65		
		AT2925-__	42"	2	1314.	80		
		AT2924-__	48"	3	1445.	85		
		AT2923-__	60"	3	1617.	100		
		AT2922-__	72"	4	1820.	120		
	<i>For 30" high doors in lower section add \$280.</i>	AT2921-__	84"	5	2004.	130		
		AT2920-__	96"	6	2104.	150		
		37.5" wide	AT2937-__	30"	1	\$1039.		60
			AT2936-__	36"	2	1183.		75
		<i>For 30" high doors in lower section add \$295.</i>	AT2935-__	42"	2	1381.		90
			AT2934-__	48"	3	1507.		95
			AT2933-__	60"	3	1702.		110
			AT2932-__	72"	4	1972.		130
AT2931-__	84"		5	2190.	140			
AT2930-__	96"		6	2289.	160			
 <p>Open Horizontal Bookcase 13" OA depth.</p>	42" wide	AT2980-__	30"	1	\$1566.	55	061 - Ganging strip + \$73. each A32 - 15" deep unit + 20%	
		AT2981-__	48"	3	2202.	85		
	48" wide	AT2983-__	30"	1	1775.	65		
		AT2984-__	48"	3	2399.	95		
	60" wide	AT2985-__	30"	1	1966.	75		
		AT2986-__	48"	3	2965.	110		
	72" wide	AT2987-__	30"	1	2123.	100		
		AT2988-__	48"	3	3036.	150		
 <p>Telephone Table with hinged door and one adjustable shelf. Door hinged on left. 27" high.</p>			Width x Depth				011 - Door lock + \$66.	
	AT2473-__	18.5 x 19"	\$1256.	45				
	AT2474-__	18.5 x 27"	1413.	50				
 <p>Video Console/ Computer Combination 72" high with pocket doors. Adjustable shelf in upper section. Pull-out swivel shelf at 29.5" height. Keyboard drawer. Pull-out shelf in lower section.</p> <p>Inside dimensions: *29" wide x 16" deep **29" wide x 22" deep</p> <p>Contact factory for additional options.</p>	AT2475-__*	37.5 x 19"	\$5680.	250	010 - Door lock + \$66. per pair of doors			
	AT2476-__**	37.5 x 24"	6284.	295				

Refer to page 137
for General Info and Finishes.

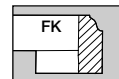
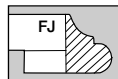
			Style Number	OA Ht.	Adj. Shelves	List Price	Ship Wt	Options (See back of book)
	Storage File Cabinet Two doors with adjustable shelves, and two lateral file drawers.	19" deep x 31.5" wide	AT2505-__	72"	2	\$4261.	195	010 - Door lock + \$66. per pair of doors 012 - Pedestal lock + \$86.
		19" deep x 37.5" wide	AT2506-__	84"	3	4746.	205	
		19" deep x 37.5" wide	AT2507-__	72"	2	4438.	205	
		19" deep x 37.5" wide	AT2508-__	84"	3	4924.	215	
		25" deep x 31.5" wide	AT2501-__	72"	2	4687.	215	
		25" deep x 31.5" wide	AT2502-__	84"	3	5220.	225	
		25" deep x 37.5" wide	AT2503-__	72"	2	4882.	245	
		25" deep x 37.5" wide	AT2504-__	84"	3	5417.	260	
	Open Bookcase with Two Door Credenza 19" deep credenzas have 13" deep bookcase. 25" deep credenzas have 15" deep bookcase.	19" deep x 31.5" wide	AT2510-__	60"	1	\$2913.	155	010 - Door lock + \$66. per pair of doors. 061 - Ganging strip + \$73. each. A38 - 15" deep bookcase + 10%
		19" deep x 37.5" wide	AT2511-__	72"	2	3281.	165	
		19" deep x 37.5" wide	AT2512-__	84"	3	3570.	175	
		19" deep x 37.5" wide	AT2513-__	60"	1	3102.	165	
		19" deep x 37.5" wide	AT2514-__	72"	2	3452.	175	
		19" deep x 37.5" wide	AT2515-__	84"	3	3773.	185	
		25" deep x 31.5" wide	AT2540-__	60"	1	3204.	175	
		25" deep x 31.5" wide	AT2541-__	72"	2	3610.	185	
		25" deep x 31.5" wide	AT2542-__	84"	3	3927.	200	
		25" deep x 37.5" wide	AT2543-__	60"	1	3413.	185	
		25" deep x 37.5" wide	AT2544-__	72"	2	3797.	200	
		25" deep x 37.5" wide	AT2545-__	84"	3	4150.	215	
	Open Bookcase with Lateral File 19" deep credenzas have 13" deep bookcase. 25" deep credenzas have 15" deep bookcase.	19" deep x 31.5" wide	AT2570-__	60"	1	\$2984.	205	012 - Pedestal lock + \$86. 061 - Ganging strip + \$73. each
		19" deep x 37.5" wide	AT2571-__	72"	2	3326.	225	
		19" deep x 37.5" wide	AT2572-__	84"	3	3636.	235	
		19" deep x 37.5" wide	AT2573-__	60"	1	3165.	225	
		19" deep x 37.5" wide	AT2574-__	72"	2	3530.	235	
		19" deep x 37.5" wide	AT2575-__	84"	3	3812.	245	
		25" deep x 31.5" wide	AT2550-__	60"	1	3283.	245	
		25" deep x 31.5" wide	AT2551-__	72"	2	3659.	255	
		25" deep x 31.5" wide	AT2552-__	84"	3	4000.	270	
		25" deep x 37.5" wide	AT2553-__	60"	1	3482.	255	
		25" deep x 37.5" wide	AT2554-__	72"	2	3883.	270	
		25" deep x 37.5" wide	AT2555-__	84"	3	4195.	290	
	Vertical Bookcase with Partial Doors.	19" deep x 31.5" wide	AT2901-__	60"	2	\$2072.	155	010 - Door lock + \$66. per pair of doors. 061 - Ganging strip + \$73. each. A32 - 15" deep unit + 20%
		19" deep x 31.5" wide	AT2902-__	72"	3	2259.	175	
		19" deep x 31.5" wide	AT2903-__	84"	4	2477.	185	
		19" deep x 31.5" wide	AT2904-__	96"	5	2577.	220	
		19" deep x 37.5" wide	AT2911-__	60"	2	2156.	165	
		19" deep x 37.5" wide	AT2912-__	72"	3	2359.	185	
		19" deep x 37.5" wide	AT2913-__	84"	4	2588.	195	
		19" deep x 37.5" wide	AT2914-__	96"	5	2712.	230	
		25" deep x 31.5" wide	AT2940-__	60"	2	2279.	175	
		25" deep x 31.5" wide	AT2941-__	72"	3	2485.	190	
		25" deep x 31.5" wide	AT2942-__	84"	4	2725.	200	
		25" deep x 31.5" wide	AT2943-__	96"	5	2835.	230	
		25" deep x 37.5" wide	AT2944-__	60"	2	2371.	185	
		25" deep x 37.5" wide	AT2945-__	72"	3	2595.	200	
		25" deep x 37.5" wide	AT2946-__	84"	4	2717.	215	
		25" deep x 37.5" wide	AT2947-__	96"	5	2849.	230	

Classic



Classic

Components



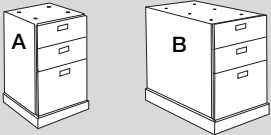
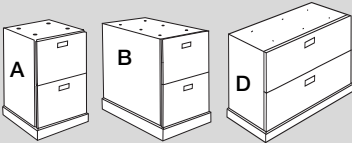
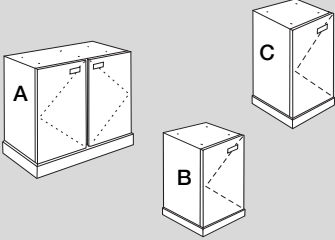
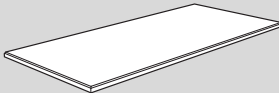
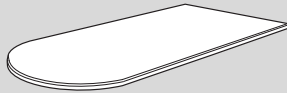
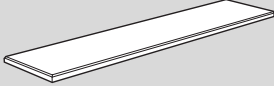
Edges: Add letters as suffix to style no.

FJ - 2" Transitional/Jamestown

FK - 2" Transitional/Classic

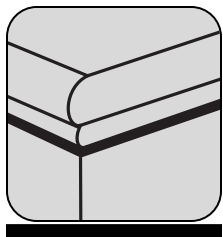
	Style Number	Width x Depth	List Price	Ship Wt	Options (See back of book)
<p>Full Modesty Panel 27" high.</p>	AT2480	24"	\$220.	15	033A - Grommet + \$55.
	AT2481	30"	262.	20	
	AT2482	36"	344.	25	
	AT2483	42"	400.	30	
	AT2484	48"	482.	35	
<p>3/4 Modesty Panel 18" high.</p>	AT2460	24"	\$202.	12	
	AT2461	30"	239.	15	
	AT2462	36"	310.	20	
	AT2463	42"	359.	25	
	AT2465	48"	435.	30	
<p>Full Wrap Around Modesty Panel for bullet desk tops.</p>		For top sizes			
	AT2466	72 x 36"	\$1033.	95	
	AT2467	84 x 36"	1102.	125	
	AT2468	90 x 42"	1170.	150	
<p>Wood Cylinder Base with 12" high kinked modesty panel for bullet desk tops only.</p>		For top sizes			
	AT2470	72 x 36"	\$946.	85	
	AT2471	84 x 36"	1003.	115	
	AT2472	90 x 42"	1059.	140	
<p>Wood Cylinder Base</p> <p>Black Metal Cylinder Base is Optional - same price. Please specify.</p>	AT2458	6" dia.	\$601.	20	
<p>Wood Panel Leg</p>	AT2475	18" wide	\$297.	25	
	AT2476	24" wide	343.	31	
	AT2477	28" wide	380.	36	

Refer to page 137
for General Info and Finishes.

	Add-On Pedestals No top. 27.5" OA ht A - box/ box/ file for credenzas B - box/ box/ file for desks	Style Number AT2401 (A) AT2402 (A) AT2403 (B)	Width x Depth 18.5 x 18" 18.5 x 24" 18.5 x 26"	List Price \$1009. 1072. 1103.	Ship Wt 77 85 90	Options (See back of book) 012 - Pedestal lock + \$86. 010 - Door lock + \$66. per pair of doors. 100 - Chrome, brass, or black casters + \$100.
	Add-On Pedestals No top. 27.5" high. A - File/file for credenzas B - File/file for desks D - Double lateral file for credenzas. 27.5"H	AT2405 (A) AT2406 (B) AT2407 (D) AT2408 (D)	18.5 x 18" 18.5 x 24" 30 x 18" 36 x 18"	\$1044. 1126. 1269. 1365.	75 85 155 165	
	Add-On Pedestals No top. 27.5"H. Specify door hinge left/right. A - Double door pedestal for credenzas. B - CPU Cabinet for credenzas w/ grommet Inside 10 x 16 x 22.5" H B - CPU Cabinet for desks Inside 10 x 22 x 22.5" H C - Hinged door cabinet for credenzas.	AT2410 (A) AT2411 (B) AT2412 (B) AT2413 (C)	36 x 18" 12 x 18" 12 x 24" 18.5 x 18"	\$1143. 593. 656. 718.	105 65 70 70	
	Desk Top Tops have a 2" builtup hardwood edge with a configured edge on two long sides.	AT2420-__ AT2421-__ AT2422-__ AT2423-__ AT2424-__	60 x 30" 66 x 30" 66 x 36" 72 x 36" 78 x 36"	\$721. 1124. 1251. 1495. 1671.	60 65 75 85 90	033A - Grommet + \$55.
	Bullet End Desk Top Tops have a 2" builtup hardwood edge with a configured edge on two long sides and bullet end.	AT2425-__ AT2426-__ AT2427-__ AT2428-__ AT2429-__	30 x 60" 72 x 36" 84 x 36" 90 x 42" 96 x 42"	\$2069. 2333. 2743. 2957. 3153.	55 75 95 125 150	
	Credenza/Bridge Top Tops have a 2" builtup hardwood edge with a configured edge on one long side. <i>To obtain cost of a custom length top, please call factory.</i>	AT2440-__ AT2441-__ AT2442-__ AT2443-__ AT2444-__ AT2445-__ AT2446-__ AT2447-__ AT2448-__ AT2449-__ AT2450-__ AT2451-__ AT2452-__ AT2453-__ AT2454-__ AT2455-__	38.5 x 19" 48 x 19" 60 x 19" 71 x 19" 84 x 19" 96 x 19" 120 x 19" 144 x 19" 38.5 x 25" 48 x 25" 60 x 25" 71 x 25" 84 x 25" 96 x 25" 120 x 25" 144 x 25"	\$616. 704. 794. 1059. 1321. 1586. 1933. 2305. 676. 776. 872. 1153. 1454. 1744. 2126. 2528.	20 30 40 45 55 75 110 125 23 35 46 52 63 86 127 145	

Classic

Kastina



Arnold Action's **Kastina** line offers a combination of classic and contemporary styles, bow front and fan shaped tops, starburst veneer patterns, black accenting, and complimenting drawer pulls, resulting in an expression of elegance and simple beauty.

Standard features include 18 finish colors. Units are available in various sizes, and include credenzas, overheads, bookcases, wardrobe cabinets, and EDP support furniture in Oak, Walnut, Maple, Cherry, and Mahogany. Anigre is offered at a slight upcharge.

Tops are 2 1/4" thick made of a three-ply balanced construction. All edges are reversed Duet with a 1/4" black reveal on the bottom of the edge. Edges are wrapped around all four edges of the desk.

Desk tops are offered with Starburst veneer patterns. The 1/4" standard black accenting is continued around the bottom of the cases, Kastina arches, modesty panels and on the credenza bases.

Cases are of .75" construction throughout. All units have finished backs.

Drawers are .5" premium solid beech/maple, with .188" plywood bottoms. Drawers are of a four sided construction with chuck and bore joinery. Filing is legal front to back and letter side to side.

Drawer Fronts are .75" thick, three-ply construction. Face mounted, arched pulls are available in a complimentary black or nickel finish.

Suspensions are of the full extension ball bearing type. File drawers are supplied with three part, progressive action, full extension ball bearing slides.

Pull-out reference shelves, located above the top drawer on each desk pedestal, are standard.

Locks, in the kneewell, are standard on double pedestal desks only. Locks are optional on credenzas, files, and wardrobes.

Grommets are standard on EDP support furniture, and optional on all other items and top surfaces.

Optional Wire Management and Power and Data available, see options pages at back of book.

Veneers on all exterior surfaces are "A" grade select in plain sliced White Oak, American Black Walnut, Cherry, White Maple, and slip-matched Sapele (Ribbon-type Mahogany).

* Optional Anigre veneers are quarter cut.

Finishes are in a variety of 18 stained finishes listed below. A semi-open pore, 50° sheen, alcohol and water resistant top coat is standard.

Royal Walnut #101
Cordovan Walnut #102
Senator Walnut #104
Cappuccino Walnut #105

Natural Oak #200
Harvest Oak #201

Mahogany #300
Cherry Mahogany #301
Scarlet Mahogany #303

Medium Cherry #400
Light Cherry #401
Victorian Cherry #402
Red Cherry #404
Classic Cherry #406
English Cherry #408

Light Anigre #603*

Natural White Maple #700
Pear Wood on Maple #701

Additional "Sketch Face" (fancy) veneer tops, and Marble, Granite, Avonite, or Leather inset tops are also available, however, they must be quoted by the factory.

Specific Options--appear in the right hand column on each page and pertain only to those specific units. A more detailed description of some of these options appears in the back of book.

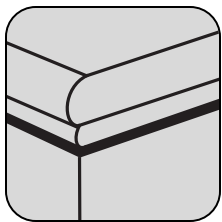
Custom configurations of all **Kastina** units are available.

Submit a plan view with dimensions and special requirements to Arnold Action, or to your sales representative, for a quotation.

Two-tone finishes that accent the leading edge are available at a 5% upcharge.





Special finish matches are available at a slight upcharge.

*Items in Anigre veneer are available at a 15% upcharge.



Kastina

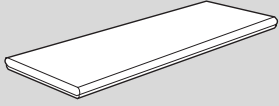



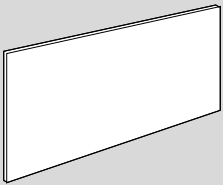
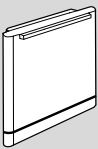
Pedestal Desks and Return Desks

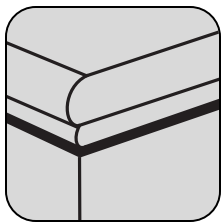
		Style Number	Width x Depth	Knee Space	List Price	Ship Wt	Options (See back of book)
	Curved Starburst Top with Angled Ends Double Pedestal Desk	AK3000	84 x 36"	35"	\$6192.	375	033A- Grommet + \$55. 013 - Center drawer lock + \$40 Straight grain wood top, deduct 15%
		AK3001	92 x 36"	46"	7109.	420	
	Bowshaped Starburst Top Double Pedestal Desk	AK3010	72 x 42 x 36"	28"	\$5504.	340	
		AK3011	84 x 42 x 36"	35"	5962.	375	
		AK3012	92 x 42 x 36"	46"	6880.	420	
	Starburst Top Double Pedestal Desk	AK3020	72 x 36"	30"	\$4827.	330	
		AK3021	78 x 36"	36"	5412.	350	
		AK3022	84 x 36"	36"	6066.	375	
	Starburst Top Single Pedestal Desk For use with returns.	AK3030	72 x 36"	* 34"	\$4701.	275	
		AK3031	78 x 36"	* 36"	5286.	300	
		AK3032	84 x 36"	* 36"	5940.	325	
	Specify: Pedestal left or right.			*w/19" deep returns			

Pedestal desks have box/box/file pedestals, pull-out dictation shelves, a center pencil drawer, and locks in each pedestal.

Arnold Action

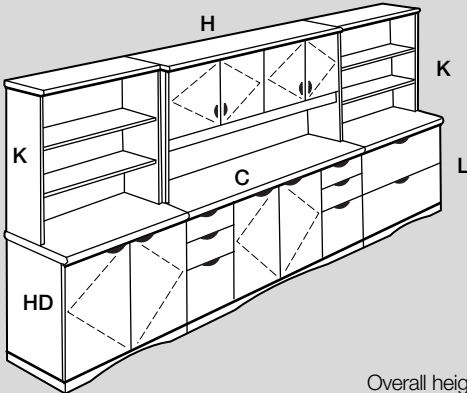
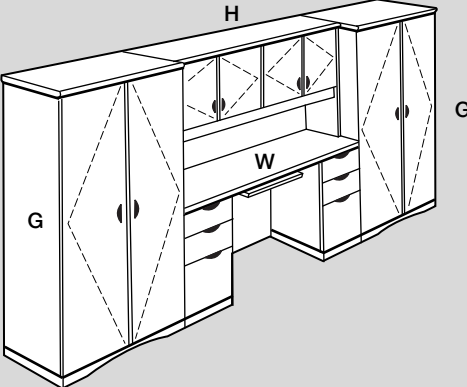
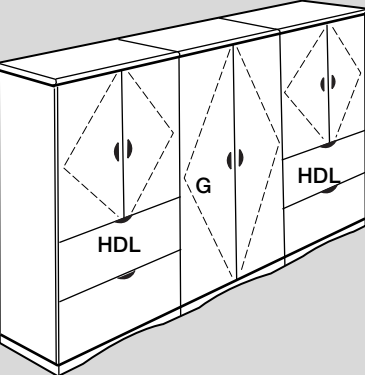
Refer to page 151
for General Info and Finishes.

		Style Number	Width x Depth	Knee Space	List Price	Ship Wt	Options (See back of book)
	Bridge Top Tops have a 2.25" builtup hardwood edge with a configured edge on one long side. For 19" tops, deduct 10%	AK3100	36 x 25"		\$674.	25	033A - Grommet + \$55. 020 - Center drawer + \$184. 030 - Keyboard drawer + \$342. 013 - Center drawer lock + \$40.
		AK3101	48 x 25"		774.	35	
		AK3102	60 x 25"		870.	46	
		AK3103	72 x 25"		1146.	52	
		AK3104	84 x 25"		1422.	65	
	Return with box/box/file pedestal	AK3110	48 x 19"	30	\$1812.	120	033A - Grommet + \$55. 030 - Keyboard drawer + \$342.
		AK3111	48 x 25"	30	2169.	135	
		AK3112	60 x 19"	42	1945.	130	
		AK3113	60 x 25"	42	2292.	145	
	Return with 2 box/box/file pedestals	AK3115	48 x 19"	13	\$2844.	195	033A - Grommet + \$55.
		AK3116	48 x 25"	13	3201.	205	
		AK3117	60 x 19"	25	2977.	210	
		AK3118	60 x 25"	25	3324.	220	
	Return with 36" lateral file For 30" lateral file, deduct \$75.	AK3120	48 x 19"	11	\$2292.	210	
		AK3121	48 x 25"	11	2534.	220	
		AK3122	60 x 19"	21	2549.	215	
		AK3123	60 x 25"	21	2804.	225	
	Modesty Panel 27" high. Use multiples for larger modesty panels.	AK3130	24"		\$200.	15	
		AK3131	30"		238.	20	
		AK3132	36"		315.	25	
		AK3133	42"		363.	30	
		AK3134	48"		438.	35	
	Wood Panel Leg	AK3140	18" wide		\$270.	25	
		AK3141	24" wide		312.	31	
		AK3142	28" wide		345.	36	

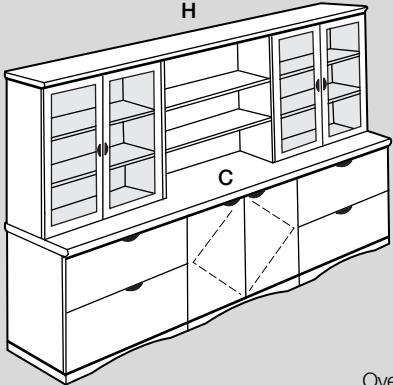
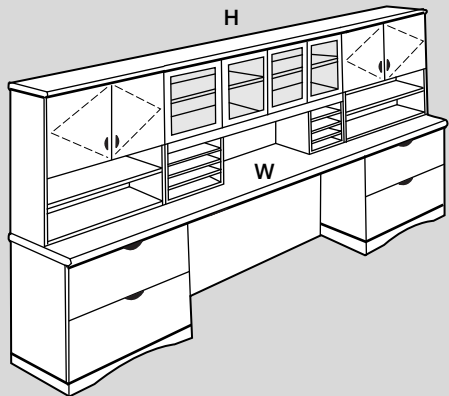
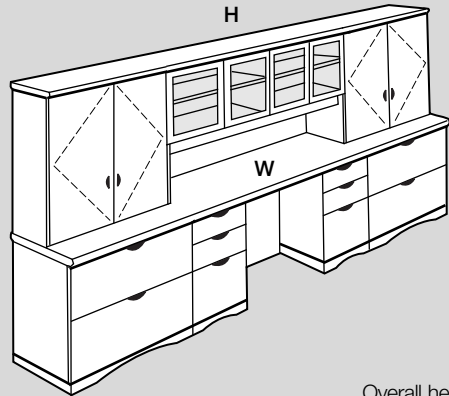


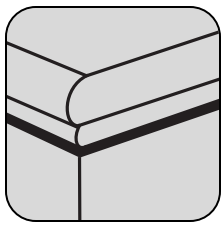
Kastina

Wall Units

	Style Number	List Price	Ship Wt	Options (See back of book)
 <p>Overall height: 72" Overall length is 144"</p>	AK3190	\$14,454.	1045	010 - Door lock + \$66. per pair doors 012 - Pedestal lock+ \$86. 033A - Grommet + \$55. 070 - Task light w/facia + \$309. 071 - Cork tackboard + \$32. sq. ft. 072 - Grey fabric tackboard + \$45. sq. ft. A34 - No storage in wardrobe Deduct \$300.
<p>Wall Unit</p> <p>C - Comb. Credenza 72 x 19"</p> <p>H - Hinged Door Cabinet 72 x 15 x 18"H</p> <p>HD - Door Credenza 36 x 19"</p> <p>K - Bookcase 36 x 12 x 42"H</p> <p>L - Lateral File 36 x 19"</p> <p>Optional: HD, C & L 25" deep: + \$1310.</p> <p>Optional: 84" OA ht.: +10%.</p>				
 <p>Overall height: 72" Overall length is 147"</p>	AK3191	\$13,554.	850	
<p>Wall Unit</p> <p>W - Writing Credenza 72 x 19" with two box/box/file pedestals and keyboard drawer</p> <p>H - Hinged Door Cabinet 72 x 15 x 18"H</p> <p>G - Wardrobe/Storage 36 x 19 x 84"H</p> <p>Optional: 84" OA ht.: + 10%</p>				
 <p>Overall height: 72" Overall length is 108"</p>	AK3192	\$11,301.	600	
<p>Wall Unit</p> <p>HDL - Storage/File cabinet 36 x 19 x 72"H</p> <p>G - Wardrobe/Storage 36 x 19 x 72"H</p> <p>Optional: 84" OA ht.: + 10%</p>				

Refer to page 151
for General Info and Finishes.

	Style Number	List Price	Ship Wt	Options (See back of book)
 <p style="text-align: center;">Overall height: 72" Overall length is 108"</p>	AK3193	\$12,105.	750	010 - Door lock + \$66. per pair doors 012 - Pedestal lock + 86. 033A - Grommet + \$55. 070 - Task light w/facia + \$309. 072 - Grey fabric tackboard + \$45. sq. ft. 030 - Keyboard drawer + \$342.
 <p style="text-align: center;">Overall height: 72" Overall length is 144"</p>	AK3194	\$13,920.	870	
 <p style="text-align: center;">Overall height: 72" Overall length is 144"</p>	AK3195	\$16,439.	1075	

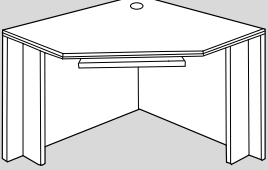
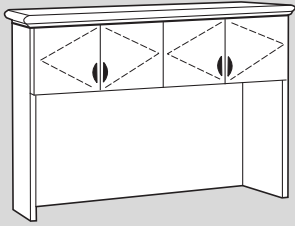
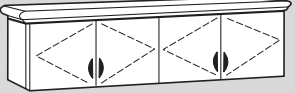

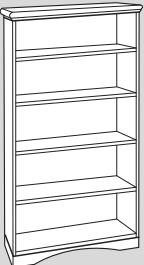


Kastina

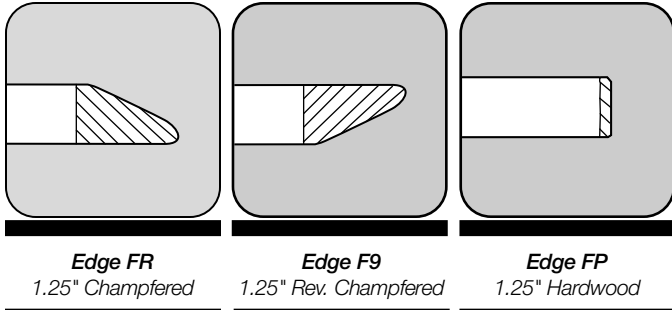
Credenzas

		Style Number	Width x Depth	No. of Doors	List Price	Ship Wt	Options (See back of book)	
	Combination Credenza	AK3040	72 x 19"	2	\$4358.	325	012 - Pedestal lock + \$86. 011 - Door lock + \$66. 033A - Grommet + \$55.	
		AK3041	72 x 25"	2	4759.	375		
		AK3042	60 x 19"	2	\$4128.	300		
		AK3043	60 x 25"	2	4517.	350		
	Cabinet Credenza	AK3050	38 x 19"	2	\$1811.	160	011 - Door lock + \$66. 033A - Grommet + \$55.	
		AK3051	62 x 19"	4	3554.	240		
		AK3052	72 x 19"	4	3669.	260		
		AK3053	38 x 25"	2	2001.	180		
		AK3054	62 x 25"	4	3899.	260		
		AK3055	72 x 25"	4	4013.	280		
	Lateral File 2 drawers; 29.5" high * 4 drawers	AK3060	38 x 19"		\$2133.	190	012 - Pedestal lock + \$86.	
		AK3061*	62 x 19"		3876.	340		
		AK3062*	72 x 19"		4116.	375		
	Writing Credenza	AK3065	70.5 x 19"		\$3784.	250		
		AK3066	70.5 x 25"		4059.	265		
	Conference Room Buffet Credenza 36" High * Shipped K/D	AK3070	38 x 19"	2	\$3188.	175	013 - Drawer lock + \$40. 011 - Door lock + \$66. 033A - Grommet + \$55.	
		AK3071	74 x 19"	4	4891.	330		
		AK3072*	110 x 19"	6	8485.	495		
		AK3075	38 x 25"	2	3507.	215		
		AK3076	74 x 25"	4	5254.	360		
		AK3077*	110 x 25"	6	9345.	530		

Refer to page 151
for General Info and Finishes.

		Style Number	Width x Depth	No. of Doors	List Price	Ship Wt	Options (See back of book)	
	Computer Corner Table with keyboard drawer and grommet. Angled work edge is 30" wide. * To be used with 25" returns and credenzas.	AK3150	40 x 40"		\$2293.	195		
		AK3151*	48 x 48"		3086.	240		
	Hinged Door Hutch 42" high x 15" deep	AK3155	38 x 15"	2	\$1665.	95	070 - Task light + \$309. 033A - Grommet + \$55. 072 - Gray, black, or wheat fabric tackboard + \$45. per sq. ft.	
		AK3156	48 x 15"	3	2764.	150		
		AK3157	60 x 15"	4	3575.	170		
		AK3158.	72 x 15"	4	3726.	190		
	Wall Hung Cabinet with Hinged Doors	AK3160	38"	2	\$1458.	60		
		AK3161	48"	3	1878.	75		
		AK3162	60"	4	2216.	95		
		AK3163	72"	4	2408.	105		
	Storage/Wardrobe with fixed shelf and rod 19" deep 1/3 is storage. 36" wide. * 19" deep units have front to back clothing rod.			OA Height			033A - Grommet + \$55.	
		AK3165*	72"		\$3380.	195		
		AK3166*	84"		3644.	205		
				OA Height				
	25" deep	AK3167	72"		3784.	235		
		AK3168	84"		4121.	250		
	Open Vertical Bookcase 13" OA deep. 32" wide			OA Height			A47 - Magazine shelf + \$120.	
		AK3170	30"		\$847.	50		
		AK3171	42"		1146.	80		
		AK3172	60"		1413.	100		
		AK3173	72"		1591.	120		
			AK3174	84"		1747.		130
					OA Height			
		38" wide	AK3175	30"		\$905.		60
			AK3176	42"		1213.		90
			AK3177	60"		1488.		110
		AK3178	72"		1720.	130		
		AK3179	84"		1995.	140		

Stellar



Building on a reputation of versatility and on outgoing commitment to total quality, Arnold Action is proud to introduce the **Stellar Series**.

A combination of graceful design and classic contemporary styling, bow fronts, starburst veneer patterns and complimentary drawer pulls, results in an expression of elegance and simple beauty.

Flexible production techniques enable users to tailor components to meet their specific task and business requirements. Standard features include 18 finish colors. Units are available in various sizes, and include credenzas, overheads, bookcases, wardrobe cabinets, and EDP support furniture in Oak, Walnut, Maple, Cherry, and Mahogany. Anigre is offered at a slight upcharge.

Tops are 1.25" thick made of a three-ply balanced construction, with three choices of edge details - FR, F9, and FP - wrapped around all four edges of the desk.

Desk tops are offered with Starburst veneer patterns and plain sliced veneer.

Cases are of .75" construction throughout. All units have finished backs.

Drawers are .5" premium solid beech/maple, with .188" plywood bottoms. Drawers are of a four sided construction with chuck and bore joinery. Filing is legal front to back and letter side to side.

Drawer Fronts are .75" thick, three-ply construction. Face mounted, arched pulls are available in a complimentary black or nickel finish.

Suspensions are of the full extension ball bearing type. File drawers are supplied with three part, progressive action, full extension ball bearing slides.

Locks, in the kneewell, are standard on double pedestal desks only. Locks are optional on credenzas, files, and wardrobes.

Grommets are standard on EDP support furniture, and optional on all other items and top surfaces.

Power and data outlet grommets and multiple electric outlet cords are offered and they are listed on the option pages.

Veneers on all exterior surfaces are "A" grade select in plain sliced White Oak, American Black Walnut, Cherry, White Maple, and slip-matched Sapele (Ribbon-type Mahogany).

* Optional Anigre veneers are quarter cut.

Finishes are in a variety of 18 stained finishes listed below. A semi-open pore, 50° sheen, alcohol and water resistant top coat is standard.

Royal Walnut #101	Medium Cherry #400
Cordovan Walnut #102	Light Cherry #401
Senator Walnut #104	Victorian Cherry #402
Cappuccino Walnut #105	Red Cherry #404
	Classic Cherry #406
Natural Oak #200	English Cherry #408
Harvest Oak #201	
	Light Anigre #603*
Mahogany #300	
Cherry Mahogany #301	Natural White Maple #700
Scarlet Mahogany #303	Pear Wood on Maple #701

*Items in Anigre veneer are available at a 15% upcharge.

Additional "Sketch Face" (fancy) veneer tops and glass tops are also available, however, they must be quoted by the factory.

Specific Options--appear in the right hand column on each page and pertain only to those specific units. A more detailed description of some of these options appears in the back of book.

Custom configurations of all **Stellar** units are available.

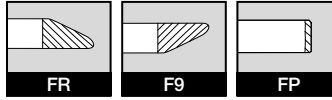
Submit a plan view with dimensions and special requirements to Arnold Action, or to your sales representative, for a quotation.

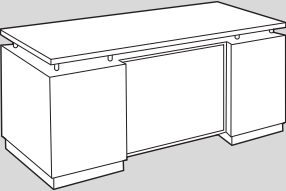
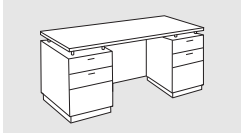


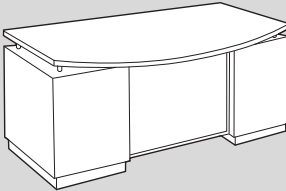



Two-tone finishes that accent the leading edge are available at a 5% upcharge.

Special finish matches are available at a slight upcharge.

Stellar

Desks
Double pedestal



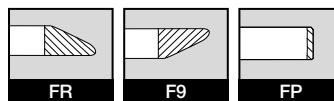
	Style Number	Width x Depth	Knee Space	List Price	Ship Wt	Options (See back of book)	
 <p>Double Pedestal Desk Two B/B/F pedestals. Locks in each pedestal. Frosted glass or wood modesty panel.</p> 	With glass modesty panel *						
	AS7000	72 x 36"	36"	\$3927.	340	013 - Center drawer lock + \$40. 020 - Center drawer + \$184. 033A - Grommet + \$55. A42 - Brushed chrome or black plinth base + \$300. A50 - Tempered satin glass tops available + 25%	
	AS7001	78 x 36"	42"	4200.	360		
	With wood modesty panel						
	AS7005	72 x 36"	36"	\$3675.	340		
	AS7006	78 x 36"	42"	3885.	360		
	With glass modesty panel *						
	Double Pedestal Desk Starburst Top Two B/B/F pedestals. Locks in each pedestal. Frosted glass or wood modesty panel.  						
	With glass modesty panel *						
	AS7010	72 x 36"	36"	\$4527.	340		
AS7011	78 x 36"	42"	4830.	360			
With wood modesty panel							
AS7015	72 x 36"	36"	\$4220.	340			
AS7016	78 x 36"	42"	4467.	360			
 <p>Double Pedestal Desk Bowfront Top Two B/B/F pedestals. Locks in each pedestal. Frosted glass or wood modesty panel.</p> 	With glass modesty panel *						
	AS7020	72 x 42 x 36"	36"	\$4672.	340		
	AS7021	78 x 42 x 36"	42"	4905.	360		
	With wood modesty panel						
	AS7025	72 x 42 x 36"	36"	\$4410.	340		
	AS7026	78 x 42 x 36"	42"	4630.	360		
	 <p>Double Pedestal Desk Starburst Bowfront Top Two B/B/F pedestals. Locks in each pedestal. Frosted glass or wood modesty panel.</p> 	With glass modesty panel *					
		AS7030	72 x 42 x 36"	36"	\$5372.	340	
		AS7031	78 x 42 x 36"	42"	5640.	360	
		With wood modesty panel					
AS7035		72 x 42 x 36"	36"	\$5071.	340		
AS7036		78 x 42 x 36"	42"	5324.	360		

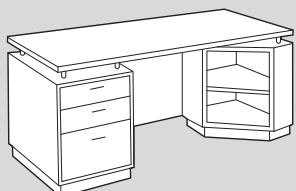
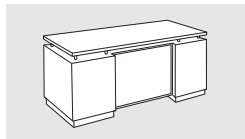

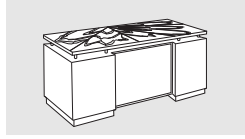

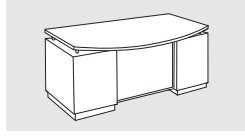

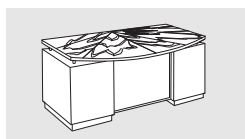
* Aluminium framed satin glass modesty panel.

Specify suffix **FR**, **F9**, or **FP** after style number for edge detail.
FR = 1.25" Chamfered **F9** = 1.25" Reverse Chamfered
FP = 1.25" Hardwood

Arnold Action

Desks
Single pedestal



	Style Number	Width x Depth	Knee Space	List Price	Ship Wt	Options (See back of book)	
 	Single Pedestal Desk						
	B/B/F pedestal and open storage pedestal. No locks. <i>Frosted glass or wood modesty panel.</i>						
	<i>With glass modesty panel *</i>						
	AS7040	72 x 36"	36"	\$3570.	275	012 - Pedestal lock + \$86. 013 - Center drawer lock + \$40. 020 - Center drawer + \$184. 033A - Grommet + \$55. A42 - Brushed chrome or black plinth base + \$300. A50 - Tempered satin glass tops available + 25%	
	AS7041	78 x 36"	42"	3832.	300		
	<i>With wood modesty panel</i>						
	AS7045	72 x 36"	36"	\$3307.	275		
	AS7046	78 x 36"	42"	3517.	300		
 	Single Pedestal Desk Starburst Top						
	B/B/F pedestal and open storage pedestal. No locks. <i>Frosted glass or wood modesty panel.</i>						
	<i>With glass modesty panel *</i>						
	AS7050	72 x 36"	36"	\$4105.	275		
	AS7051	78 x 36"	42"	4406.	300		
	<i>With wood modesty panel</i>						
	AS7055	72 x 36"	36"	\$3803.	275		
	AS7056	78 x 36"	42"	4044.	300		
 	Single Pedestal Desk Bowfront Top						
	B/B/F pedestal and open storage pedestal. No locks. <i>Frosted glass or wood modesty panel.</i>						
	<i>With glass modesty panel *</i>						
	AS7060	72 x 42 x 36"	36"	\$4252.	275		
	AS7061	78 x 42 x 36"	42"	4464.	300		
	<i>With wood modesty panel</i>						
	AS7065	72 x 42 x 36"	36"	\$3990.	275		
	AS7066	78 x 42 x 36"	42"	4180.	300		
 	Single Pedestal Desk Starburst Bowfront Top						
	B/B/F pedestal and open storage pedestal. No locks. <i>Frosted glass or wood modesty panel.</i>						
	<i>With glass modesty panel *</i>						
	AS7070	72 x 42 x 36"	36"	\$4889.	275		
	AS7071	78 x 42 x 36"	42"	5133.	300		
	<i>With wood modesty panel</i>						
	AS7075	72 x 42 x 36"	36"	\$4709.	275		
	AS7076	78 x 42 x 36"	42"	4933.	300		

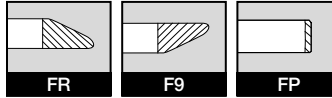
* Aluminium framed satin glass modesty panel.

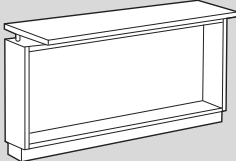
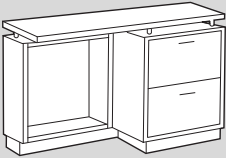
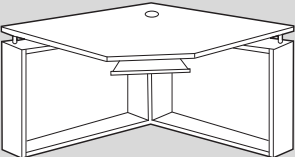
Specify suffix **FR**, **F9**, or **FP** after style number for edge detail.
FR = 1.25" Chamfered **F9** = 1.25" Reverse Chamfered
FP = 1.25" Hardwood

Single Pedestal Desks above for use with any return shown on page 162. **Specify left or right return.**

Stellar

Returns



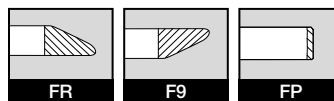
	Style Number	Width x Depth	Knee Space	List Price	Ship Wt	Options (See back of book)
 <p>Bridge Return For connecting single pedestal desks with credenzas to create a U workstation.</p>	AS7100	42 x 20"	42"	\$1124.	100	013 - Center drawer lock + \$40. 020 - Center draw. +\$184. 030 - Keyboard drawer + \$342. 031 - Full articulating keyb'd arm + \$458. 032 - Mini-keyb'd arm + \$418. 033A - Grommet + \$55.
	AS7101	48 x 20"	48"	1239.	110	
 <p>Return with File/file Pedestal <i>Specify left or right return.</i></p>	AS7105	42 x 20"	23.5"	\$1692.	160	012 - Pedestal lock + \$86. 030 - Keyboard drawer + \$342. 031 - Full articulating keyb'd arm + \$458. 032 - Mini-keyb'd arm + \$418. 033A - Grommet + \$55.
	AS7106	48 x 20"	29"	1852.	170	
<p>Return with 36" Lateral File Pedestal For 30" lateral file deduct \$75. <i>Specify left or right return.</i></p>	AS7110	42 x 20"	6"	\$2153.	185	012 - Pedestal lock + \$86. 033A - Grommet + \$55.
	AS7111	48 x 20"	12"	2313.	200	
 <p>Computer Corner Table with mini-keyboard arm and grommet. angled work edge is 30" wide.</p>	AS7115	40 x 40"	30"	\$2409.	195	031 - Full articulating keyb'd arm + \$458.
	AS7116	48 x 48"	31"	3238.	230	

Returns above for use with Single Pedestal Desks shown on page 161.
Specify left or right return.

Specify suffix FR, F9, or FP after style number for edge detail.
FR = 1.25" Chamfered **F9** = 1.25" Reverse Chamfered
FP = 1.25" Hardwood

Arnold Action

Rear Units



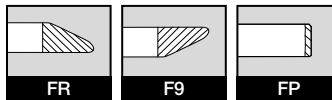
	Style Number	Width x Depth	Knee Space	List Price	Ship Wt	Options (See back of book)
<p>Rear Unit with 36" Lateral File Pedestal</p> <p>For 30" lateral file deduct \$75.</p> <p><i>Specify pedestal left or right.</i></p>	AS7120	72 x 20"	30"	\$3304.	265	012 - Pedestal lock + \$86. 013 - Center drawer lock + \$40. 020 - Center draw. +\$184. 031 - Full articulating keyb'd arm + \$458. 032 - Mini-keyb'd arm + \$418. 033A - Grommet + \$55. A42 - Brushed chrome or black plinth base + \$300. A50 - Tempered satin glass tops available + 25%
	AS7121	78 x 20"	36"	3680.	275	
<p>Rear Unit with 36" Storage Pedestal</p> <p>Two wood hinged doors.</p> <p>For 30" wide storage pedestal deduct \$35.</p> <p><i>Specify pedestal left or right.</i></p>	AS7125	72 x 20"	30"	\$3304.	250	
	AS7126	78 x 20"	36"	3680.	260	
<p>Rear Unit with one File/file pedestal and one Storage Pedestal</p> <p>One wood hinged door.</p> <p><i>Specify pedestal left or right.</i></p>	AS7130	72 x 20"	30"	\$3337.	260	
	AS7131	78 x 20"	36"	3713.	270	
<p>Rear Unit with 36" Storage Pedestal with Two Glass Doors</p> <p><i>Specify pedestal left or right.</i></p>	AS7135	72 x 20"	30"	\$3504.	250	
	AS7136	78 x 20"	36"	3880.	260	

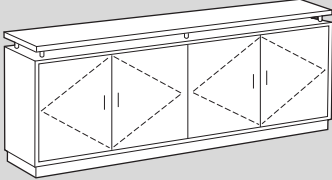
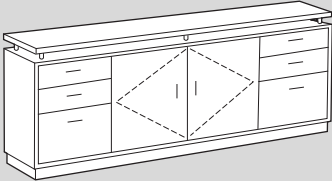
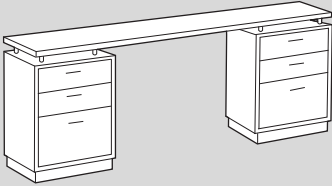
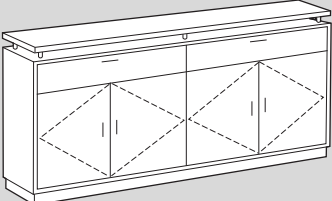
All Credenzas and Rear Units may be used freestanding, or to create a U configuration.

Specify suffix FR, F9, or FP after style number for edge detail.
 FR = 1.25" Chamfered F9 = 1.25" Reverse Chamfered
 FP = 1.25" Hardwood

Stellar

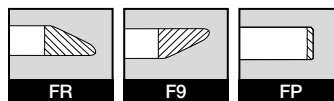
Credenzas


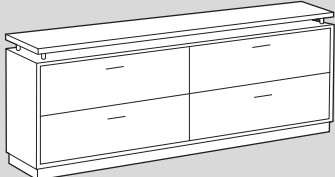




	Style Number	Width x Depth	No. of Doors	List Price	Ship Wt	Options (See back of book)	
 <p>Cabinet Credenza 29" high. One adjustable shelf behind each pair of doors</p>	With Wood Doors						
	AS7140	60 x 20"	4	\$2789.	225	010 - Door lock per pair of wood doors + \$66. 033A - Grommet + \$55. A42 - Brushed chrome or black plinth base + \$300. A50 - Tempered satin glass tops available + 25%	
	AS7141	72 x 20"	4	3347.	270		
	AS7142	84 x 20"	4	4474.	300		
	With Satin Glass Doors						
	AS7145	60 x 20"	4	3139.	225		
	AS7146	72 x 20"	4	3697.	270		
	AS7147	84 x 20"	4	4824.	300		
	With Two Satin Glass Doors in center and One Wood Door on each end						
	AS7150	60 x 20"	4	2989.	225		
	AS7151	72 x 20"	4	3547.	270		
	AS7152	84 x 20"	4	4674.	300		
 <p>Combination Credenza 29" high. Two wood doors, four box drawers, and two file drawers.</p>	AS7160	60 x 20"	4	\$3775.	250		010 - Door lock per pair of wood doors + \$66. 012 - Pedestal lock + \$86. A50 - Tempered satin glass tops available + 25%
	AS7161	72 x 20"	4	3900.	325		
 <p>Writing Credenza 29" high. Four box drawers, and two file drawers.</p>	AS7165	60 x 20"	N/A	\$3259.	225	012 - Pedestal lock + \$86. 033A - Grommet + \$55. A50 - Tempered satin glass tops available + 25%	
	AS7166	72 x 20"	N/A	3558.	270		
 <p>Conference Room Buffet Credenza 36" high. Wood doors and drawers.</p>	AS7170	36 x 20"	2	\$2279.	165	010 - Door lock per pair of wood doors + \$66. 013 - Center drawer lock + \$40. 033A - Grommet + \$55. A50 - Tempered satin glass tops available + 25%	
	AS7171	72 x 20"	4	3904.	295		
	AS7172	108 x 20"	6	6763.	525		

Specify suffix **FR**, **F9**, or **FP** after style number for edge detail.
FR = 1.25" Chamfered **F9** = 1.25" Reverse Chamfered
FP = 1.25" Hardwood

Lateral Files

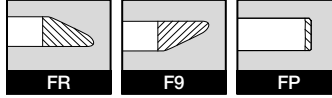


	Style Number	Width x Depth	List Price	Ship Wt	Options (See back of book)
 <p>Lateral file 29" high. Two drawers.</p> <p>Filing is side to side, adjustable for letter and legal.</p>	AS7180	30 x 20"	\$1854.	175	012 - Pedestal lock + \$86. A41 - Brushed chrome or black plinth base + \$150. A50 - Tempered satin glass tops available + 25%
	AS7181	36 x 20"	1959.	190	
 <p>Lateral file 29" high. Four drawers.</p> <p>Filing is side to side, adjustable for letter and legal.</p>	AS7185	60 x 20"	\$3559.	350	012 - Pedestal lock + \$86. A42 - Brushed chrome or black plinth base + \$300. A50 - Tempered satin glass tops available + 25%
	AS7186	72 x 20"	3692.	375	
 <p>Lateral file 42" high. Three drawers.</p> <p>Filing is side to side, adjustable for letter and legal.</p> <p>Shipped with anti-tilt safety system.</p>	AS7190	30 x 20"	\$2791.	225	012 - Pedestal lock + \$86. A41 - Brushed chrome or black plinth base + \$150. A50 - Tempered satin glass tops available + 25%
	AS7191	36 x 20"	2951.	240	
 <p>Lateral file 55" high. Four drawers.</p> <p>Filing is side to side, adjustable for letter and legal.</p> <p>Shipped with anti-tilt safety system.</p>	AS7195	30 x 20"	\$3785.	295	
	AS7196	36 x 20"	4102.	310	

Specify suffix **FR**, **F9**, or **FP** after style number for edge detail.
FR = 1.25" Chamfered **F9** = 1.25" Reverse Chamfered
FP = 1.25" Hardwood

Stellar

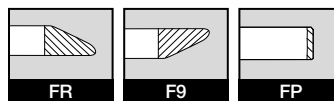
Cabinets and Wardrobes

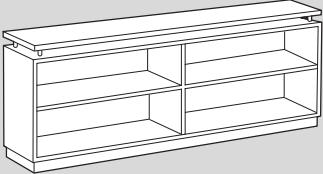
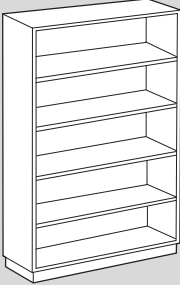
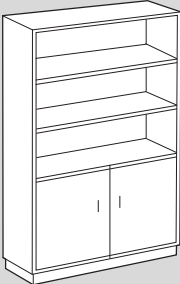



	Style Number	Width x Height	No. of Doors	List Price	Ship Wt	Options (See back of book)
<p>Wall Hung Cabinet with Frosted Glass and/or Wood Hinged Doors 19.5" inside height. 21" outside height 13.5" inside depth</p> <p><i>Doors can be all wood, all frosted glass, or two glass doors in center and wood doors on each end.</i></p>	With Wood Doors					
	AS7200	30 x 15"	2	\$1173.	50	010 - Door lock per pair of wood doors + \$66. 070 - Task light + \$309.
	AS7201	36 x 15"	2	1275.	60	
	AS7202	60 x 15"	4	1937.	80	
	AS7203	72 x 15"	4	2040.	95	
	With Two Satin Glass and Two Wood Doors					
	AS7212	60 x 15"	4	\$2137.	80	
	AS7213	72 x 15"	4	2240.	95	
	With Satin Glass Doors					
	AS7220	30 x 15"	2	\$1375.	50	
AS7221	36 x 15"	2	1475.	60		
AS7222	60 x 15"	4	2337.	80		
AS7223	72 x 15"	4	2440.	95		
<p>Single Door Wardrobe Coat carrier and one adjustable shelf. 18" OA depth</p>	AS7230	24 x 67.5"	1	\$2295.	145	011 - Door lock + \$66.
	AS7231	24 x 79.25"	1	2856.	165	
<p>Single Door Storage Unit with Shelves 4 adjustable shelves. 18" OA depth</p>	AS7235	24 x 67.5"	1	\$2448.	150	
	AS7236	24 x 79.25"	1	3034.	170	
<p>Double Door Wardrobe/Storage Unit Right half storage with 4 adjustable shelves; left half wardrobe with coat carrier and one adjustable shelf. 24" OA depth</p>	AS7240	36 x 67.5"	2	\$3264.	225	
	AS7241	36 x 79.25"	2	4029.	245	

Specify suffix **FR**, **F9**, or **FP** after style number for edge detail.
FR = 1.25" Chamfered **F9** = 1.25" Reverse Chamfered
FP = 1.25" Hardwood

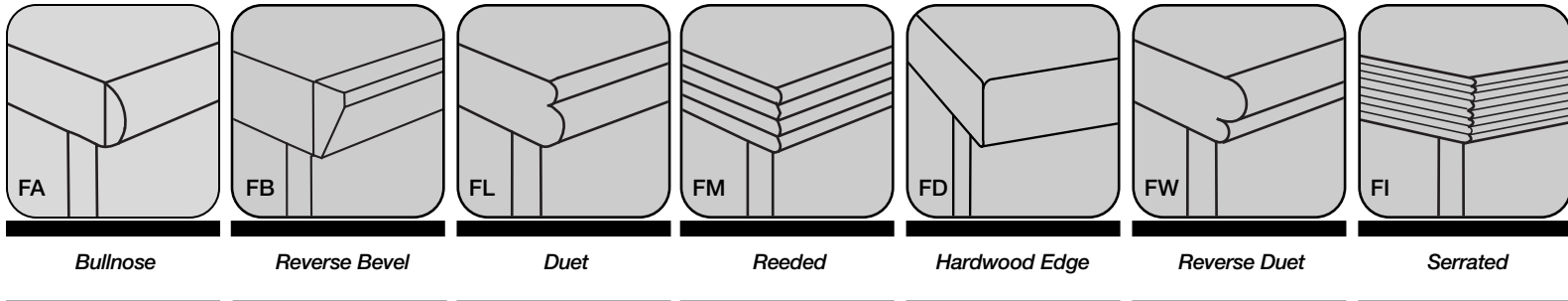
Bookcases and Storage Units



	Style Number	Width x Height	Adj. Shelves	List Price	Ship Wt	Options (See back of book)	
 <p>Open Horizontal Bookcase 14" OA depth (top)</p>	AS7250	36 x 29.5"	1	\$1208.	55	033A - Grommet + \$55. 061 - Ganging strip + \$73. each A32 - 15" deep unit + 20% A42 - Brushed chrome or black plinth base + \$300.	
	AS7251	42 x 29.5"	1	1368.	60		
	AS7252	48 x 29.5"	1	1552.	65		
 <p>Open Vertical Bookcase 14" OA depth (top)</p>	AS7255	36 x 67.5"	4	\$1675.	125	010 - Door lock per pair of wood doors + \$66. 012 - Pedestal lock + \$86. 033A - Grommet + \$55. 060 - 1.25" thick shelves + \$25. per shelf 061 - Ganging strip + \$73. each A32 - 15" deep unit + 20% A41 - Brushed chrome or black plinth base + \$150. A47 - Magazine shelf + \$120. A49 - Additional 3/4" shelf + \$44.	
	AS7256	36 x 79.25"	5	1859.	140		
 <p>Open Bookcase with Doors in bottom Section Only Glass or wood doors. 14" OA depth</p>	With Glass Doors						
	AS7260	36 x 67.5"	2	\$2206.	150	A47 - Magazine shelf + \$120. A49 - Additional 3/4" shelf + \$44.	
	AS7261	36 x 79.25"	2	2398.	180		
	With Wood Doors						
	AS7265	36 x 67.5"	2	\$2006.	150		
	AS7266	36 x 79.25"	2	2198.	180		
 <p>Double Door Storage Unit with Lateral File Glass or wood doors. 20" OA depth</p>	With Glass Doors						
	AS7270	36 x 67.5"	2	\$3967.	250		
	AS7271	36 x 79.25"	2	4383.	280		
	With Wood Doors						
	AS7272	36 x 67.5"	2	\$3767.	250		
	AS7273	36 x 79.25"	2	4183.	280		

Specify suffix **FR**, **F9**, or **FP** after style number for edge detail.
FR = 1.25" Chamfered **F9** = 1.25" Reverse Chamfered
FP = 1.25" Hardwood

Nova



Nova is an exciting concept in Contract Furnishings. Its flexible design and modest price make it a compelling choice for all custom office environments. **Nova's** prestigious collection of executive workstations enables a user to effectively balance aesthetic requirements with the functional demands of the work environment.

Production techniques enable users to tailor **Nova's** components to meet their specific tasks and business requirements. Standard features include 18 finish colors and 7 edge details. Components are available in various sizes, configurations, and finishes. Included are worksurfaces, pedestals, overheads, bookcases, wardrobe cabinets, and EDP support furniture in Oak, Walnut, Maple, Cherry, and Mahogany. Anigre is offered at a slight upcharge.

Tops are 2" thick made of a three-ply balanced construction. "Leading" edges are in your choice of 4 edge details - Reverse Duet, Bullnose, Reverse Bevel, Duet, Serrated.

Please note, starting with this price list, the seven edges will be standard at 30" high surfaces only. Units higher than 30" will be standard with a clear squared off detail. Nova edges on units higher than 30" must be requested.

Side edges of the Bullnose, Duet, Reverse Duet, and Reverse Bevel versions are flat. Reeded, Hardwood, and Serrated edges are wrapped around all four edges of the top. Pedestals are placed flush with ends of tops.

Cases are of .75" construction throughout. All units have finished backs.

Drawers are .5" premium solid maple/beech, with .188" plywood bottoms. Drawers are of a four sided construction with chuck and bore joinery. Filing is legal front to back and letter side to side.

Drawer Fronts are .75" thick, three-ply construction, with .75" solid wood vertical internal banding, into which "side finger pulls" are machined. Lateral files have edge mounted, tab type, metal pulls available in black, chrome, or brass. Wardrobes are shipped with cylinder pulls. Veneers are applied vertically.

Suspensions are of the full extension ball bearing type. File drawers are supplied with three part, progressive action, full extension ball bearing slides.

Pull-out reference shelves, located above the top drawer on each desk pedestal, are standard.

Locks, in the kneewell, are standard on double pedestal desks only. Locks are optional on credenzas, files, and wardrobes.

Grommets are standard on EDP support furniture, and optional on all other backs and top surfaces. Optional Wire Management and Power and Data, see option pages at the back of the book.

Arnold Action

Veneers on all exterior surfaces are "A" grade select in plain sliced White Oak, American Black Walnut, Cherry, White Maple, and slip-matched Sapele (Ribbon-type Mahogany). Optional *Anigre veneers are quarter cut.

Finishes are in a variety of 18 stained finishes listed below. A semi-open pore, 50° sheen, water and alcohol resistant top coat is standard.

Royal Walnut #101	Medium Cherry #400
Cordovan Walnut #102	Light Cherry #401
Senator Walnut #103	Victorian Cherry #402
Cappuccino on Walnut #104	Red Cherry #404
	Classic Cherry #406
Natural Oak #200	English Cherry #408
Harvest Oak #201	
	*Light Anigre #603
Mahogany #300	
Cherry Mahogany #301	Natural White Maple #700
Scarlet Mahogany #303	Pear Wood on Maple #701

* Items in Anigre veneer are available at a 15% upcharge.

Two-tone finishes that accent the leading edge are available at a 5% upcharge.

Special finish matches are available at a slight upcharge.

Plastic laminate top surfaces, in a color of your choice from Pionite, Nevamar, Formica, or Wilsonart are available at no additional charge.

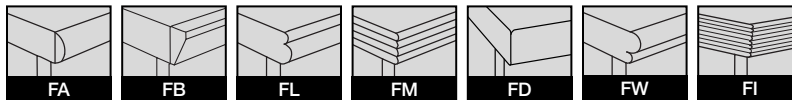
"Sketch Face" (fancy) veneer tops, and Marble, Granite, Avonite, or Leather inset tops are also available, however, they must be quoted by the factory.

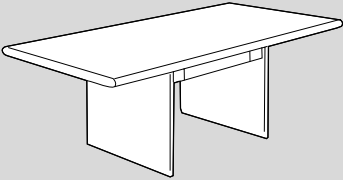
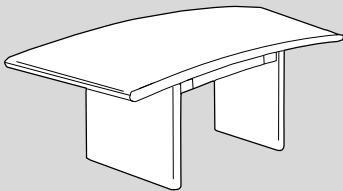
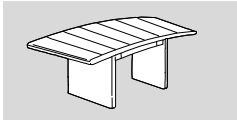
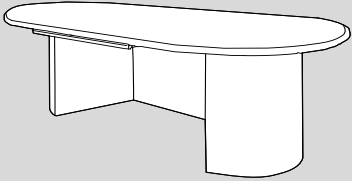
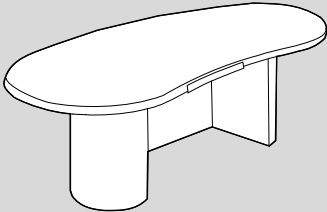
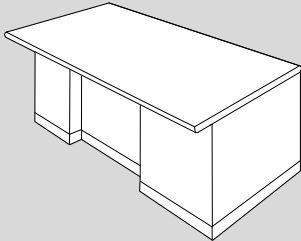
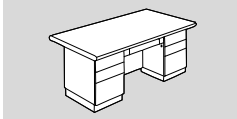
Specific Options--appear in the right hand column on each page and pertain only to those specific units. A more detailed description of some of these options appears in the back of book.

Custom configurations of all Nova units are available. Submit a plan view with dimensions and special requirements to Arnold Action, or to your sales representative, for a quotation.

Nova

Desks and Table Desks



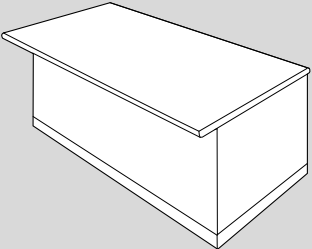
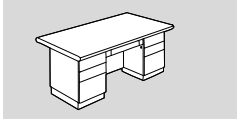
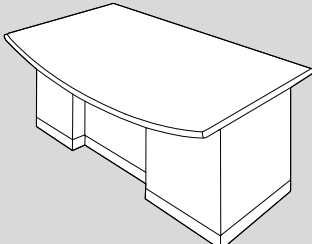
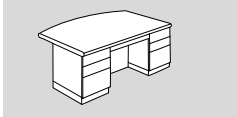
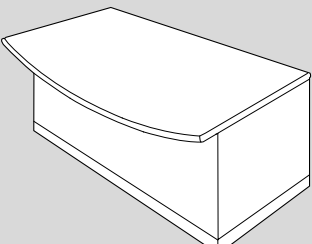
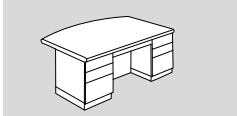
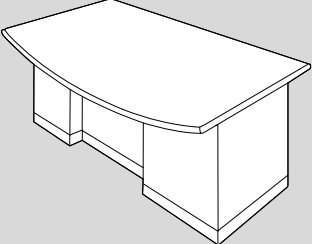
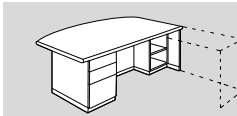
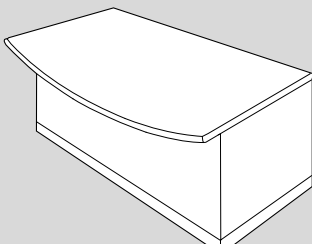
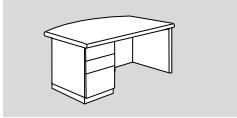
		Style Number	Width x Depth	Knee Space	List Price	Ship Wt	Options (See back of book)
 <p>Table Desk with center pencil drawer Wood panel legs.</p>		AN9230-__	66 x 30"	26"	\$2495.	200	013 - Center Drawer lock + \$40. 030 - Keyb'd drawer instead of pencil drawer + \$342.
		AN9240-__	72 x 36"	30"	2771.	210	
		AN9250-__	84 x 36"	36"	3131.	230	
 <p>Curved Top Table Desk with center pencil drawer Plain wood top. Wood panel legs.</p> <p><i>For parquet top, add 10%</i></p> 		AN9161-__	84 x 36"	30"	\$2957.	230	
		AN9171-__	92 x 36"	36"	3214.	245	
 <p>Racetrack Table Desk with center pencil drawer Lock not available.</p> <p><i>For starburst top, add 20%</i></p>		AN9815-__	72 x 36"	28"	\$4489.	205	A42 - Chr., brass, or black 3" plinth base + \$301.
		AN9816-__	84 x 36"	30"	5006.	230	
		AN9817-__	96 x 42"	34"	5659.	250	
 <p>Kidney-Shaped Table Desk with center pencil drawer Lock not available.</p> <p><i>For starburst top, add 20%</i></p>		AN9872-__	72 x 36"	26"	\$5252.	220	
		AN9878-__	78 x 36"	28"	5521.	230	
		AN9841-__	84 x 42"	32"	5797.	240	
		AN9842-__	90 x 42"	34"	6143.	245	
		AN9843-__	96 x 42"	36"	6211.	250	
 <p>Double Pedestal Desk Shadowbox Front</p> 		AN9050-__	66x 30"	28"	\$3549.	320	013 - Center drawer lock + \$40. A42 - Chrome, brass, or black plinth base + \$301.
		AN9060-__	72 x 36"	35"	3675.	340	
		AN9070-__	84 x 36"	47"	4046.	375	

Refer to page 169 for General Info and Finishes.

Specify suffix FA, FB, FL, FM, FD, FW or FI after style number for edge detail.
 FA = Bullnose FB = Reverse Bevel FL = Duet FM = Reeded
 FD = Hardwood Edge FW = Reverse Duet FI = Serrated

Arnold Action

All double pedestal desks have two box/box/file pedestals with a pull-out dictation shelf, and a center pencil drawer. Lock in each pedestal. Top overhang on approach side only.

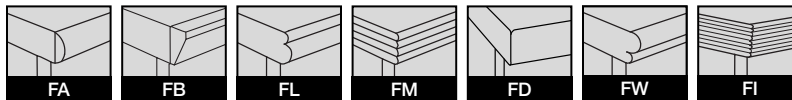
		Style Number	Width x Depth	Knee Space	List Price	Ship Wt	Options (See back of book)
	Double Pedestal Desk Straight Front 	AN9065-__	66 x 30"	28"	\$3371.	320	033A - Grommet + \$55. 013 - Center drawer lock + \$40.
		AN9066-__	72 x 36"	35"	3492.	340	
		AN9067-__	84 x 36"	47"	3852.	375	
	Double Pedestal Desk Bowshaped Top Shadowbox Front 	AN9052-__	72 x 42 x 36"	35"	\$4094.	340	
		AN9053-__	84 x 42 x 36"	47"	4466.	375	
		AN9054-__	92 x 42 x 36"	47"	5056.	420	
	Double Pedestal Desk Bowshaped Top Straight Front 	AN9072-__	72 x 42 x 36"	35"	\$3913.	340	
		AN9073-__	84 x 42 x 36"	47"	4287.	375	
		AN9074-__	92 x 42 x 36"	47"	4876.	420	
	Single Pedestal Desk Bowshaped Top Shadowbox Front Open storage pedestal. 	AN9080-__*	66 x 36 x 30"	28"	\$3563.	245	020 - Center drawer + \$184. 013 - Center drawer lock + \$40. 012 - Pedestal lock + \$86 A42 - Chrome, brass, or black plinth base + \$301. 033A - Grommet + \$55.
		AN9081-__*	66 x 42 x 36"	28"	3624.	255	
		AN9082-__**	72 x 42 x 36"	35"	3793.	275	
		AN9083-__**	78 x 42 x 36"	41"	4118.	300	
		*w/19" returns only	**w/19" and 25" returns				
	Single Pedestal Desk Bowshaped Top Straight Front 	AN9085-__*	66 x 36 x 30"	28"	\$3142.	230	
		AN9086-__*	66 x 42 x 36"	28"	3203.	240	
		AN9087-__**	72 x 42 x 36"	35"	3492.	260	
		AN9088-__**	78 x 42 x 36"	41"	3696.	275	
		*w/19" returns only	**w/19" and 25" returns				

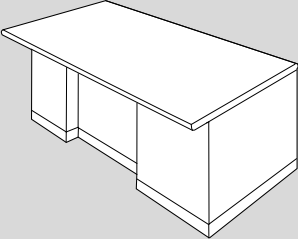
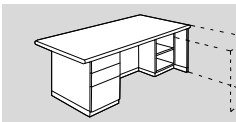
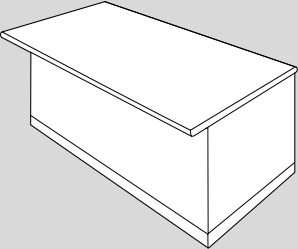
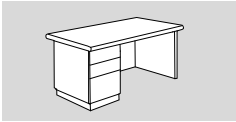
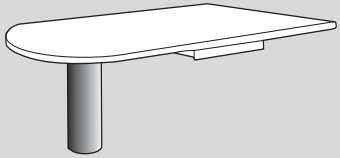
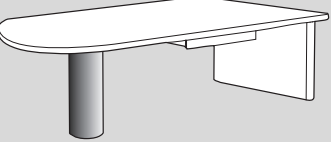
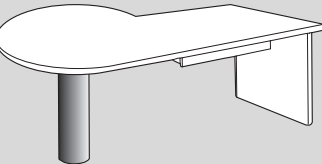
All single pedestal desks have a box/box/file pedestal with a pull-out dictation shelf. No locks. Top overhang on approach side only. For use with any return shown on page 173. Specify left or right return.

Specify suffix FA, FB, FL, FM, FD, FW or FI after style number for edge detail.
 FA = Bullnose FB = Reverse Bevel FL = Duet FM = Reeded
 FD = Hardwood Edge FW = Reverse Duet FI = Serrated

Nova

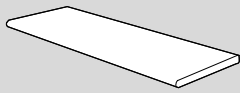
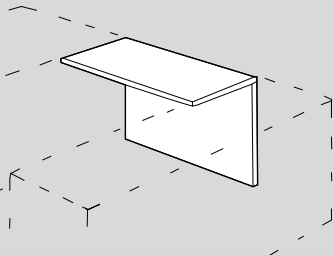
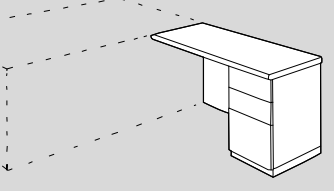
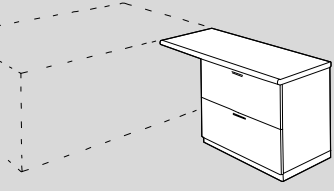
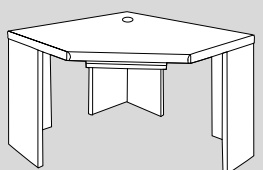
Pedestal Desks and Return Desks



	Style Number	Width x Depth	Knee Space	List Price	Ship Wt	Options (See back of book)	
 <p>Single Pedestal Desk Shadowbox Front B/b/f pedestal with pull-out dictation shelf, and open storage pedestal. No lock. For use with any return shown on page 173. Specify left or right return.</p> 	AN9214-__*	66 x 30"	28"	\$3260.	245	013 - Center drawer lock + \$40. 012 - Pedestal lock + \$86. A42 - Chrome, brass, or black plinth base + \$301. 020 - Center drawer + \$184. 033A - Grommet + \$55.	
	AN9215-__*	66 x 36"	28"	3320.	255		
	AN9216-__**	72 x 36"	35"	3386.	275		
	AN9217-__**	78 x 36"	41"	3696.	300		
	*w/19" returns only	**w/19" and 25" returns					
 <p>Single Pedestal Desk Straight Front B/b/f pedestal with pull-out dictation shelf. No lock. 48" and 54" wide desks aren't for use with returns. Specify ped. left or right.</p> 	AN9100-__	48 x 24"	24"	\$1972.	175		
	AN9120-__	54 x 30"	30"	2426.	200		
	AN9130-__*	60 x 30"	22"	2504.	205		
	AN9104-__*	66 x 30"	28"	2709.	210		
	AN9105-__*	66 x 36"	28"	2902.	220		
	AN9106-__**	72 x 36"	35"	3070.	230		
AN9107-__**	78 x 36"	41"	3274.	260			
*w/19" returns only	**w/19" and 25" returns						
 <p>Bullet End Table Desk Wall Supported with pencil drawer. 6" dia. black cylinder. Attached to wall with cleat. For wood cyl. add \$273. Specify bullet end on left or right.</p>	AN9800-__	72 x 36"	50"	\$2890.	155	013 - Center drawer lock + \$40. A23 - B/B/F pedestal instead of cylinder base + \$433. 081 - Wraparound * modesty panel + \$1084. 033A - Grommet + \$55.	
	AN9810-__	84 x 36"	62"	3160.	180		
	AN9820-__	90 x 42"	68"	3347.	200		
 <p>Bullet End Table Desk Center pencil drawer. 6" dia. black cylinder. For wood cyl. add \$273. For use with any return shown on page 173. Specify left or right return.</p>	AN9270-__	72 x 36"	32"	\$3160.	165	* Wrap around modesty panel w/ pedestal available only on 84" and 96" tops. 84" tops available only with 19" returns.	
	AN9271-__	84 x 36"	44"	3413.	190		
	AN9272-__	90 x 42"	60"	3539.	210		
 <p>Expanded Bullet End Table Desk Self Supported with center pencil drawer. 6" dia. black cylinder. For wood cyl. add \$273. Specify bullet end on left or right.</p>	AN9845-__	72 x 36"	40"	\$3492.	170		
	AN9846-__	84 x 36"	52"	3774.	195		
	AN9847-__	90 x 42"	58"	3901.	215		

Specify suffix FA, FB, FL, FM, FD, FW or FI after style number for edge detail.
 FA = Bullnose FB = Reverse Bevel FL = Duet FM = Reeded
 FD = Hardwood Edge FW = Reverse Duet FI = Serrated

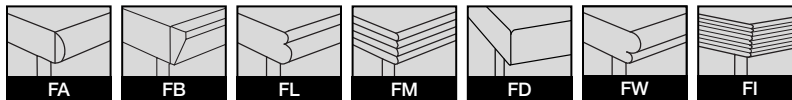
Refer to page 169
for General Info and Finishes.

		Style Number	Width x Depth	Knee Space	List Price	Ship Wt	Options (See back of book)
 <p>Credenza/Bridge Top Tops have a 2" builtup hardwood edge with a configured edge on one long side.</p> <p><i>To find cost of a custom length top, go to the next larger size.</i></p>		AN9420-__	36 x 19"	36"	\$587.	20	
		AN9421-__	48 x 19"	48"	670.	30	030 - Keyb'd drawer + \$342.
		AN9422-__	60 x 19"	60"	756.	40	032 - Mini keyboard arm + \$418.
		AN9423-__	72 x 19"	72"	1009.	45	031 - Articulating arm + \$458.
		AN9424-__	84 x 19"	84"	1258.	55	033A - Grommet + \$55.
		AN9425-__	96 x 19"	96"	1510.	75	012 - Pedestal lock + \$86.
		AN9426-__	120 x 19"	120"	1841.	110	020 - Center drawer + \$184.
		AN9427-__	144 x 19"	144"	2195.	125	013 - Center drawer lock + \$40.
		AN9435-__	36 x 25"	36"	\$644.	23	
		AN9436-__	48 x 25"	48"	739.	35	
		AN9437-__	60 x 25"	60"	830.	46	
		AN9438-__	72 x 25"	72"	1098.	52	
		AN9439-__	84 x 25"	84"	1385.	63	
		AN9448-__	96 x 25"	96"	1661.	86	
	AN9449-__	120 x 25"	120"	2025.	127		
	AN9428-__	144 x 25"	144"	2408.	145		
 <p>Bridge Return For connecting single pedestal desks with credenzas to create a U workstation.</p>		AN9241-__	42 x 19"	42"	\$1023.	70	
		AN9242-__	48 x 19"	48"	1128.	80	
		AN9243-__	54 x 19"	54"	1155.	90	
		AN9244-__	60 x 19"	60"	1198.	95	
		AN9245-__	42 x 25"	42"	1077.	75	
		AN9246-__	48 x 25"	48"	1198.	85	
		AN9247-__	54 x 25"	54"	1228.	95	
		AN9248-__	60 x 25"	60"	1282.	100	
 <p>Return with box/box/file pedestal <i>Specify left or right return, executive or secretarial ht.</i></p> <p>Option: File/file pedestal - no additional charge.</p>		AN9223-__	48 x 19"	30"	\$1655.	120	A41 - Chrome, brass, or black plinth base + \$150.
		AN9224-__	60 x 19"	42"	1776.	130	033A - Grommet + \$55.
		AN9233-__	48 x 25"	30"	1980.	135	
		AN9234-__	60 x 25"	42"	2106.	145	
 <p>Return with 36" lateral file <i>Specify left or right return, and executive or secretarial height.</i></p> <p>For 30" lateral file, deduct \$75.</p>		AN9225-__	48 x 19"	11"	\$2104.	210	A42 - Chrome, brass, or black plinth base + \$301.
		AN9226-__	60 x 19"	21"	2327.	220	033A - Grommet + \$55.
		AN9237-__	48 x 25"	11"	2313.	215	
		AN9238-__	60 x 25"	21"	2560.	225	
 <p>Computer Corner Table with keyboard drawer and grommet. Angled work edge is 30" wide.</p> <p>* To be used with 25" deep units.</p>		AN9380-__	40 x 40"	30"	\$2096.	195	
		*AN9383-__	48 x 48"	31"	2817.	240	

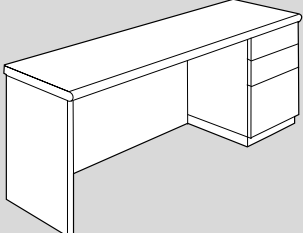
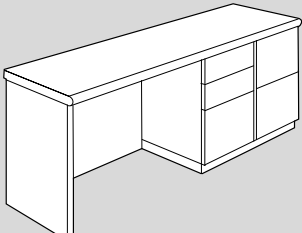
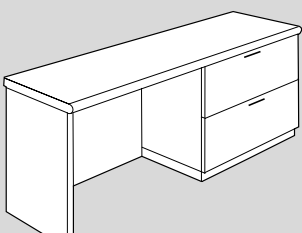
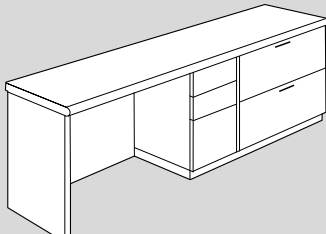
Specify suffix FA, FB, FL, FM, FD, FW or FI after style number for edge detail.
FA = Bullnose **FB** = Reverse Bevel **FL** = Duet **FM** = Reeded
FD = Hardwood Edge **FW** = Reverse Duet **FI** = Serrated

Nova

Nova



Rear Units

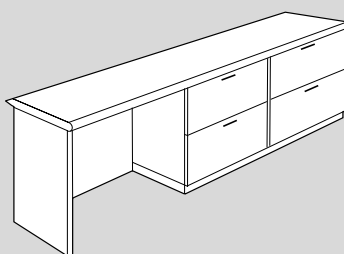
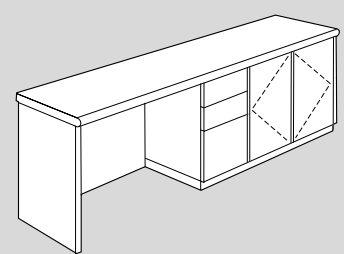
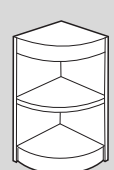
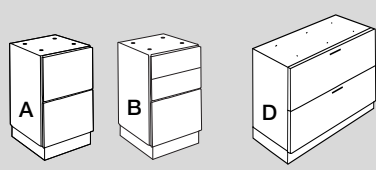
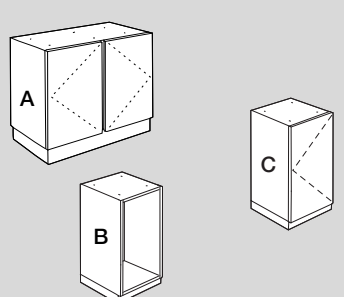
	Style Number	Width x Depth	Knee Space	List Price	Ship Wt	Options (See back of book)
 <p>Rear Unit One box/ box/ file pedestal.</p> <p>Option: File/file/pedestal - no additional charge.</p> <p><i>Specify:</i> pedestal on right or left</p> <p>* Units will be shipped KD</p>	AN9540-__	60 x 19"	40"	\$2463.	175	012 - Pedestal lock + \$86. per ped. 013 - Center drawer lock + \$40. 020 - Center drawer + \$184. 030 - Keyb'd drawer + \$342. A41 - Chrome, brass, or black plinth base + \$150. 033A - Grommet + \$55.
	AN9541-__	66 x 19"	46"	2643.	185	
	AN9542-__	72 x 19"	52"	2714.	195	
	AN9543-__	84 x 19"	64"	3046.	205	
	AN9544-__*	96 x 19"	76"	3793.	215	
	AN9545-__	60 x 25"	40"	2709.	200	
	AN9546-__	66 x 25"	46"	2907.	210	
	AN9547-__	72 x 25"	52"	2986.	220	
	AN9548-__	84 x 25"	64"	3350.	230	
	AN9549-__*	96 x 25"	76"	4172.	250	
 <p>Rear Unit One box/ box/file pedestal. and one file/ file pedestal.</p> <p><i>Specify:</i> pedestal on left or right.</p> <p>* Units will be shipped KD</p>	AN9550-__	60 x 19"	21"	\$3427.	235	A42 - Chrome, brass, or black plinth base + \$301. 033A - Grommet + \$55. 012 - Pedestal lock + \$86. per ped. 013 - Center drawer lock + \$40. 020 - Center drawer + \$184. 030 - Keyb'd drawer + \$342.
	AN9551-__	66 x 19"	27"	3606.	245	
	AN9552-__	72 x 19"	33"	3678.	255	
	AN9553-__	84 x 19"	45"	4009.	265	
	AN9554-__*	96 x 19"	57"	4755.	300	
	AN9555-__	60 x 25"	21"	3671.	245	
	AN9556-__	66 x 25"	27"	3864.	255	
	AN9557-__	72 x 25"	33"	4188.	265	
	AN9558-__	84 x 25"	45"	4310.	275	
	AN9559-__*	96 x 25"	57"	5117.	315	
 <p>Rear Unit One 36" lateral file pedestal.</p> <p>For 30" lateral file, deduct \$75.</p> <p><i>Specify:</i> pedestal on left or right.</p> <p>* Units will be shipped KD</p>	AN9570-__	60 x 19"	22"	\$2763.	245	
	AN9571-__	66 x 19"	28"	2937.	255	
	AN9572-__	72 x 19"	34"	3004.	265	
	AN9573-__	84 x 19"	46"	3347.	275	
	AN9574-__*	96 x 19"	58"	4094.	310	
	AN9575-__	60 x 25"	22"	3010.	275	
	AN9576-__	66 x 25"	28"	3208.	285	
	AN9577-__	72 x 25"	34"	3287.	295	
	AN9578-__	84 x 25"	46"	3648.	305	
	AN9579-__*	96 x 25"	58"	4473.	350	
 <p>Rear Unit One 36" lateral file pedestal and one box/box/file pedestal.</p> <p>For 30" lateral file, deduct \$75.</p> <p><i>Specify:</i> pedestal on left or right.</p> <p>* Units will be shipped KD</p>	AN9531-__	84 x 19"	27"	\$4346.	340	
	AN9532-__*	96 x 19"	40"	4725.	360	
	AN9533-__*	120 x 19"	64"	5092.	385	
	AN9535-__	84 x 25"	27"	4779.	390	
	AN9536-__*	96 x 25"	40"	5200.	410	
	AN9537-__*	120 x 25"	64"	5602.	445	

All Credenzas and Rear Units may be used freestanding, or to create a U configuration.

Specify suffix FA, FB, FL, FM, FD, FW or FI after style number for edge detail.
 FA = Bullnose FB = Reverse Bevel FL = Duet FM = Reeded
 FD = Hardwood Edge FW = Reverse Duet FI = Serrated

Arnold Action

Refer to page 169
for General Info and Finishes.

		Style Number	Width x Depth	Knee Space	List Price	Ship Wt	Options (See back of book)
 <p>Rear Unit Two 36" lateral file pedestals</p> <p>For 30" lateral file, deduct \$75. per pedestal.</p> <p>Specify: pedestals on left or right.</p> <p>** to be used with 19" connectors only. All units shipped KD</p>		AN9621-__**	96 x 19"	22"	\$5063.	445	012 - Pedestal lock + \$86. per ped. 013 - Center drawer lock + \$40. 020 - Center drawer + \$184. 030 - Keyb'd drawer + \$342. A42 - Chrome, brass or black plinth base + \$301. 033A - Grommet + \$55. 010 - Door lock + \$66. per pair doors.
		AN9622-__	108 x 19"	34"	5237.	475	
		AN9623-__	120 x 19"	46"	5430.	500	
		AN9624-__	144 x 19"	70"	5899.	515	
		AN9625-__**	96 x 25"	22"	5568.	465	
		AN9626-__	108 x 25"	34"	5761.	480	
		AN9627-__	120 x 25"	46"	5972.	520	
		AN9628-__	144 x 25"	70"	6489.	555	
 <p>Rear Unit One 36" storage cabinet and one box/box/file pedestal.</p> <p>For 30" storage cabinet, deduct \$35.</p> <p>Specify: pedestal on left or right.</p> <p>* Units will be shipped KD</p>		AN9631-__	84 x 19"	27"	\$4226.	280	
		AN9632-__	90 x 19"	34"	4407.	290	
		AN9633-__*	96 x 19"	40"	4605.	300	
		AN9634-__*	120 x 19"	64"	4972.	330	
		AN9635-__	84 x 25"	27"	4659.	320	
		AN9636-__	90 x 25"	34"	4894.	330	
		AN9637-__*	96 x 25"	40"	5080.	345	
		AN9638-__*	120 x 25"	64"	5482.	385	
 <p>Open Shelf Corner Unit for Credenzas 29.5" High 2 Shelves</p>		AN9166-__	19 x 19"		\$2153.	70	
		AN9167-__	25 x 25"		2285.	85	
 <p>Add-On Pedestals No top. 27.5" high. A - File/file for credenzas B - Box/box/file for credenzas D - Double lateral file for credenzas.</p>		AN9385 (A)	18.5 x 18"		\$964.	75	012 - Pedestal lock + \$86. A41 - Chr., brass, or blk. plinth base + \$150. 010 - Door lock + \$66. per pair of doors.
		AN9385 (B)	18.5 x 18"		964.	77	
		AN9445 (D)	30 x 18"		1212.	155	
		AN9446 (D)	36 x 18"		1303.	165	
 <p>Add-On Pedestals No top. 27.5"H. Specify hinged left or right. A - Double door pedestal for credenzas. B - CPU Cabinet for credenzas w/ grommet Inside 10 x 16 x 22.5" H B - CPU Cabinet for desks Inside 10 x 22 x 22.5" H C - Hinged Door Cabinet for credenzas</p>		AN9447 (A)	36 x 18"		\$1091.	115	100 - Chrome, brass, or black casters + \$100.
		AN9448 (B)	12 x 18"		566.	65	
		AN9449 (B)	12 x 24"		626.	70	
		AN9442 (C)	18.5 x 18"		686.	70	

All Credenzas and Rear Units may be used freestanding, or to create a U configuration.

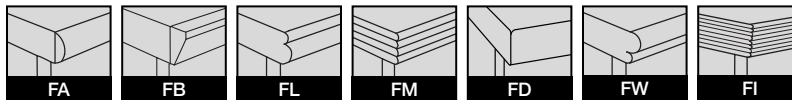
Specify suffix FA, FB, FL, FM, FD, FW or FI after style number for edge detail.
 FA = Bullnose FB = Reverse Bevel FL = Duet FM = Reeded
 FD = Hardwood Edge FW = Reverse Duet FI = Serrated

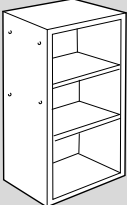
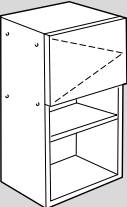
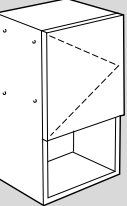
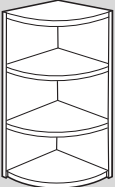
Units 96" and larger will be shipped KD

Nova

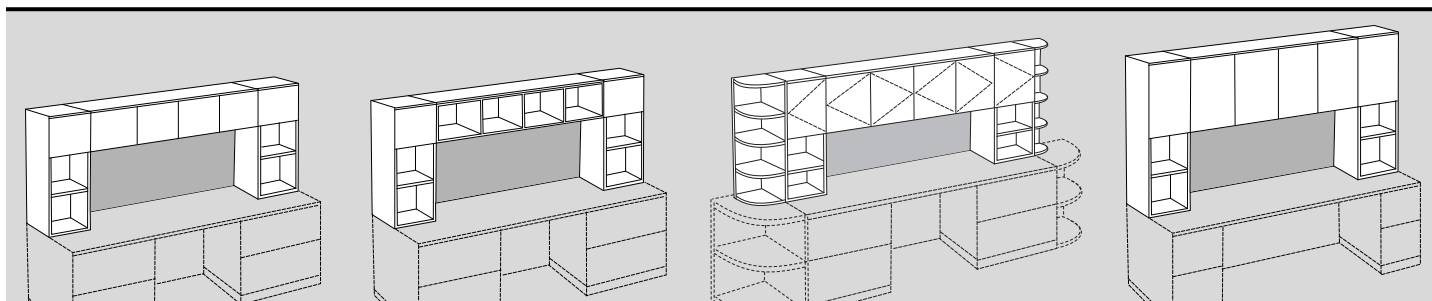
Nova

Towers



	Style Number	O. A. Height	Adj. Shelves	List Price	Ship Wt	Options (See back of book)
 <p>Open Tower with adjustable shelves 18 1/2" wide x 15" deep</p> <p><i>Specify: right or left tower.</i></p>	AN9451-__	42"	2	\$830.	55	033A - Grommet + \$55. 070 - Task light w/ facia + \$309.
	AN9452-__	54"	3	987.	65	
 <p>Partial Closed Tower with one 14" high door and open bookshelf 18 1/2" wide x 15" deep</p> <p><i>Specify: right or left tower.</i></p>	AN9453-__	42"	1	\$903.	65	011 - Door lock + \$66. for each individual door. 033A - Grommet + \$55. 070 - Task light w/ facia + \$309.
	AN9455-__	54"	2	1084.	75	
 <p>Partial Closed Tower with one 28" high door and adjustable shelf. 18 1/2" wide x 15" deep</p> <p><i>Specify: right or left tower.</i></p>	AN9456-__	42"	1	\$951.	75	011 - Door lock + \$66. for each individual door. 033A - Grommet + \$55.
	AN9457-__	54"	2	1131.	85	
 <p>Open Shelf Corner Unit adjustable shelves 15 x 15"</p>	AN9168-__	42"	2	\$1842.	70	
	AN9169-__	54"	3	1922.	80	

Selected Nova edges on 30"H surfaces only--Please specify if edge detail is required on higher than 30"H surfaces....Add \$25.00 list per lineal foot.



Tower Group 1

Tower Group 2

Tower Group 3

Tower Group 4

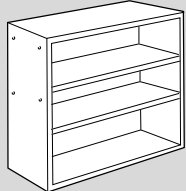
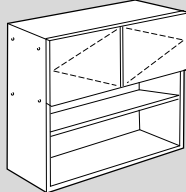
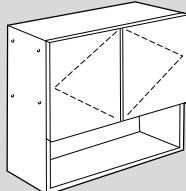
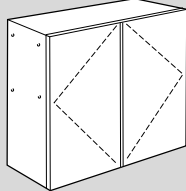
Towers, placed on credenza tops, may be used free standing or, by adding overheads between 2 towers, will result in custom configuration hutches.

Please specify right or left tower if only one is required.

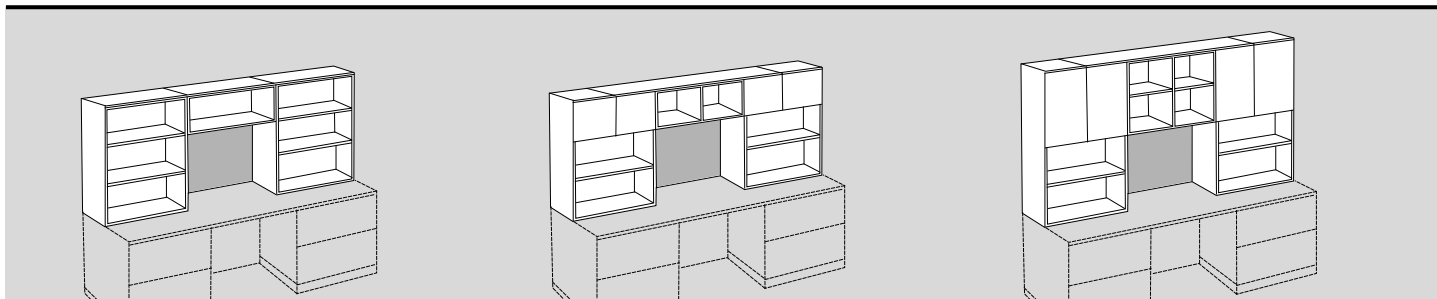
Specify suffix **FA, FB, FL, FM, FD, FW** or **FI** after style number for edge detail.
FA = Bullnose **FB** = Reverse Bevel **FL** = Duet **FM** = Reeded
FD = Hardwood Edge **FW** = Reverse Duet **FI** = Serrated

Arnold Action

Refer to page 169
for General Info and Finishes.

		Style Number	Width	O.A Ht.	Adj. Shelf	List Price	Ship Wt	Options (See back of book)
	Open Tower with adjustable shelves 15" deep	AN9461-__	30"	42"	2	\$1444.	80	033A - Grommet + \$55.
		AN9462-__	30"	54"	3	1578.	90	
		AN9463-__	36"	42"	2	1589.	90	
		AN9464-__	36"	54"	3	1733.	100	
	Partial Closed Tower with two 14" high hinged doors 15" deep	AN9465-__	30"	42"	2	1582.	90	011 - Door lock + \$66. for each individual door. 033A - Grommet + \$55. 070 - Task light w/ facia + \$309.
		AN9466-__	30"	54"	3	1655.	100	
		AN9467-__	36"	42"	2	1648.	100	
		AN9468-__	36"	54"	3	1724.	110	
	Partial Closed Tower with two 28" high hinged doors and adj. shelf. 15" deep	AN9481-__	30"	42"	2	\$1679.	110	011 - Door lock + \$66. for each individual door. 033A - Grommet + \$55.
		AN9482-__	30"	54"	3	1752.	120	
		AN9483-__	36"	42"	2	1710.	120	
		AN9484-__	36"	54"	3	1788.	130	
	Closed Tower with 2 full length hinged doors 15" deep	AN9485-__	30"	42"	2	\$1806.	120	011 - Door lock + \$66. for each individual door. 033A - Grommet + \$55.
		AN9486-__	30"	54"	3	1938.	130	
		AN9487-__	36"	42"	2	1950.	130	
		AN9488-__	36"	54"	3	2095.	140	

Selected Nova edges on 30"H surfaces only--Please specify if edge detail is required on higher than 30"H surfaces....Add \$25.00 list per lineal foot.



Tower Group 5

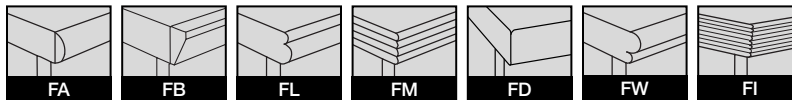
Tower Group 6

Tower Group 7

Specify suffix **FA, FB, FL, FM, FD, FW** or **FI** after style number for edge detail.
FA = Bullnose **FB** = Reverse Bevel **FL** = Duet **FM** = Reeded
FD = Hardwood Edge **FW** = Reverse Duet **FI** = Serrated

Nova

Overheads



		Style Number	Width x Depth	No. of Doors	List Price	Ship Wt	Options (See back of book)
	Open Overhead 18" high	AN9711-__	15 x 26"		\$710.	42	011 - Door lock + \$66. for each individual door. 070 - Task light w/ facia + \$309. 033A - Grommet + \$55.
		AN9712-__	15 x 32"		722.	47	
		AN9713-__	15 x 38"		830.	50	
		AN9714-__	15 x 50"		1072.	55	
		AN9715-__	15 x 56"		1258.	60	
		AN9716-__	15 x 62"		1679.	75	
		AN9717-__	15 x 84"		2648.	90	
		AN9718-__	15 x 110"		2890.	120	
	Closed Overhead with all hinged doors 18" high	AN9721-__	15 x 26"	2	\$891.	57	
		AN9722-__	15 x 32"	2	903.	62	
		AN9723-__	15 x 38"	2	1011.	65	
		AN9724-__	15 x 50"	3	1343.	60	
		AN9725-__	15 x 56"	3	1566.	85	
		AN9726-__	15 x 62"	4	1836.	105	
		AN9727-__	15 x 84"	5	2769.	120	
		AN9728-__	15 x 110"	6	3130.	150	
	Open Overhead with adjustable shelves 30" high	AN9731-__	15 x 26"		\$924.	72	
		AN9732-__	15 x 32"		964.	77	
		AN9733-__	15 x 38"		1080.	80	
		AN9734-__	15 x 50"		1392.	85	
		AN9735-__	15 x 56"		1679.	90	
		AN9736-__	15 x 62"		2034.	105	
		AN9737-__	15 x 84"		3130.	120	
		AN9738-__	15 x 110"		3262.	150	
	Closed Overhead with hinged doors and adjustable shelves 30" high	AN9741-__	15 x 26"	2	\$1105.	77	
		AN9742-__	15 x 32"	2	1143.	82	
		AN9743-__	15 x 38"	2	1260.	85	
		AN9744-__	15 x 50"	3	1658.	90	
		AN9745-__	15 x 56"	3	1950.	105	
		AN9746-__	15 x 62"	4	2396.	125	
		AN9747-__	15 x 84"	5	3582.	130	
		AN9748-__	15 x 110"	6	3732.	170	

Selected Nova edges on 30"H surfaces only--Please specify if edge detail is required on higher than 30"H surfaces....
Add \$25.00 list per lineal foot.

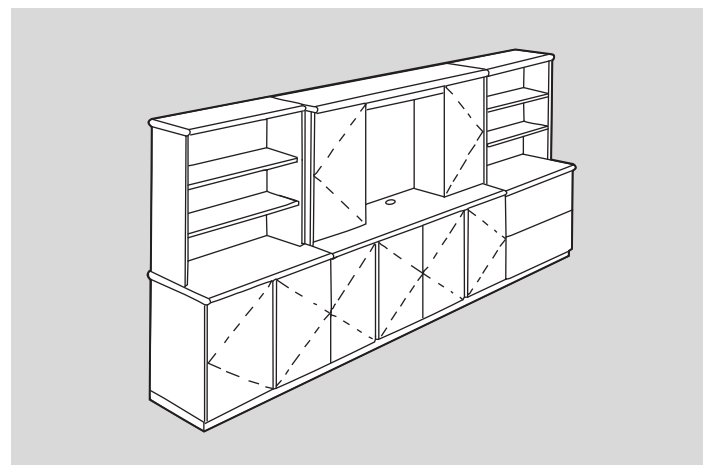
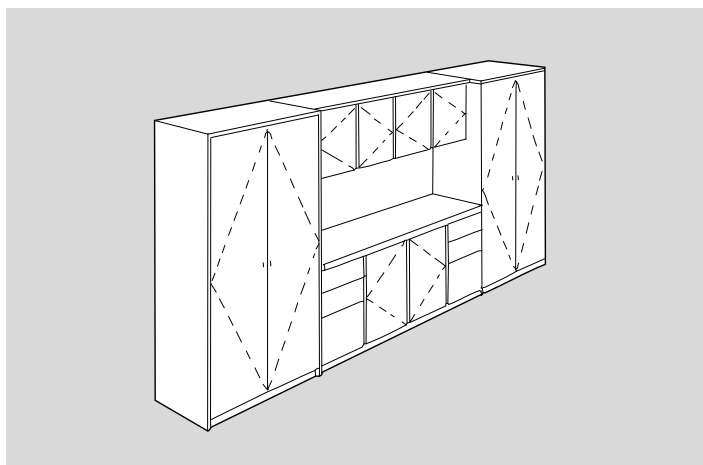
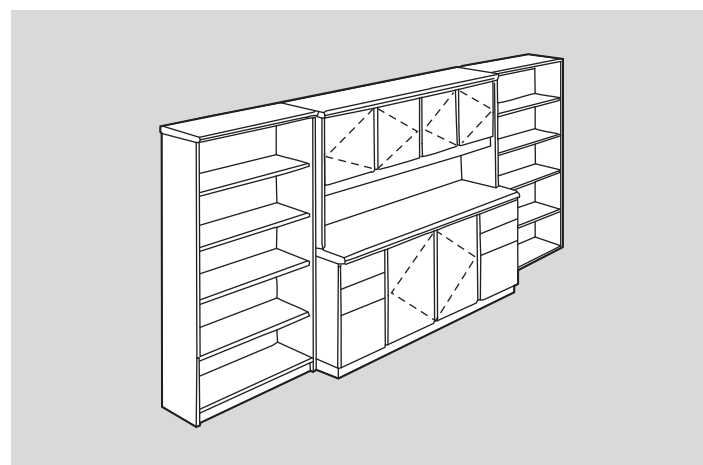
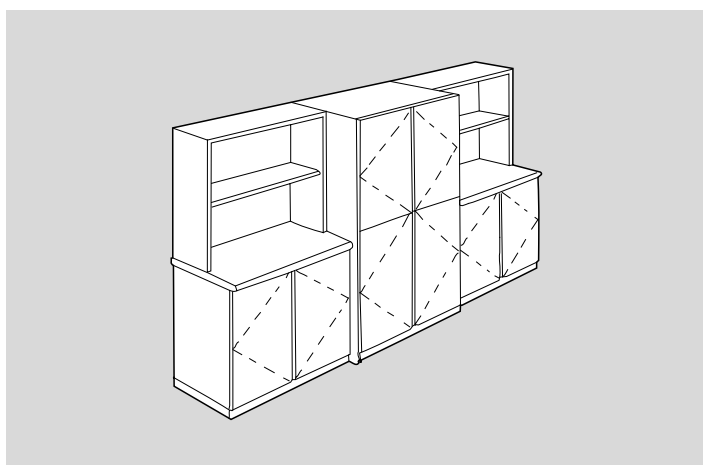
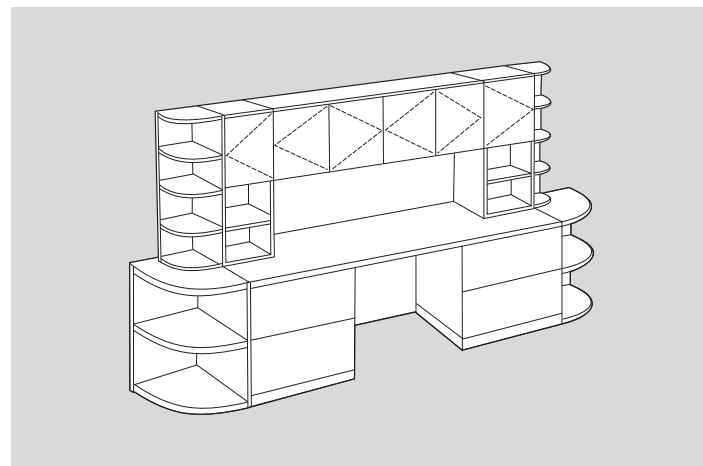
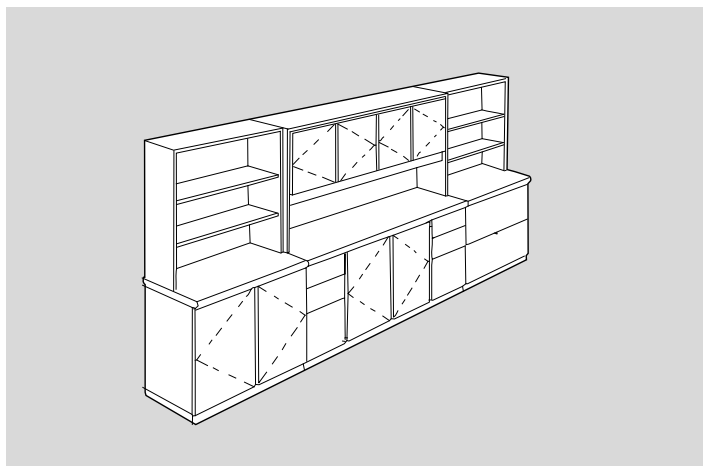
Overheads for use with towers on credenzas and rear units.

Specify suffix **FA, FB, FL, FM, FD, FW** or **FI** after style number for edge detail.
FA = Bullnose **FB** = Reverse Bevel **FL** = Duet **FM** = Reeded
FD = Hardwood Edge **FW** = Reverse Duet **FI** = Serrated

Arnold Action

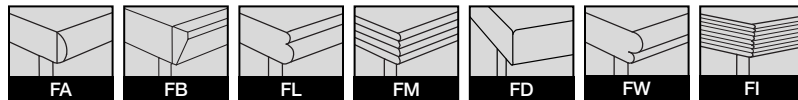
Grouping Ideas for Wall Units

Nova components can be arranged in an endless variety of ways resulting in a custom appearance. Standard components can be altered to fit a space requirement, or satisfy a need. Or, when desired, build a completely special add-on or fill-in Nova component. The line sketches shown on these pages illustrate some possibilities of custom Nova arrangements. By its nature, Nova encourages the designer to let his/her imagination guide the way. A simple plan drawing with dimensions, and a few notes of requirements, will result in a three dimensional sketch quotation from our factory.

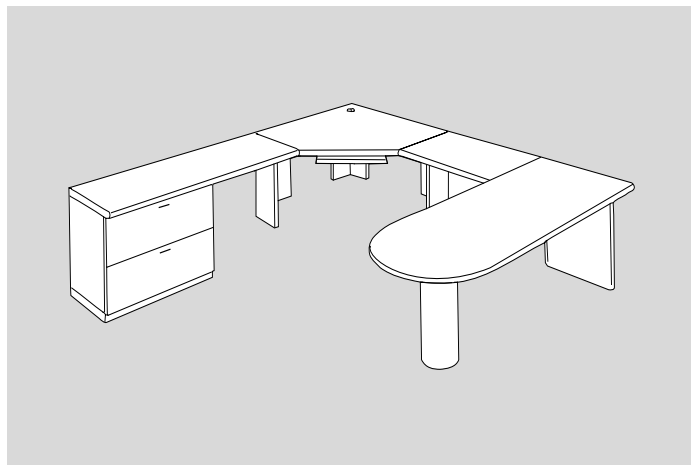
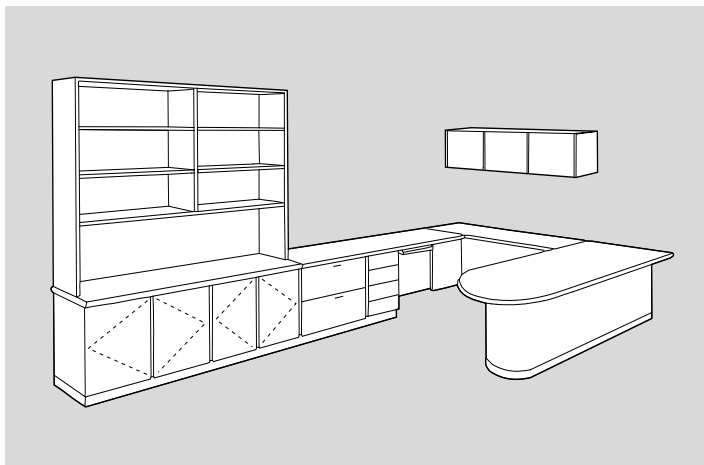
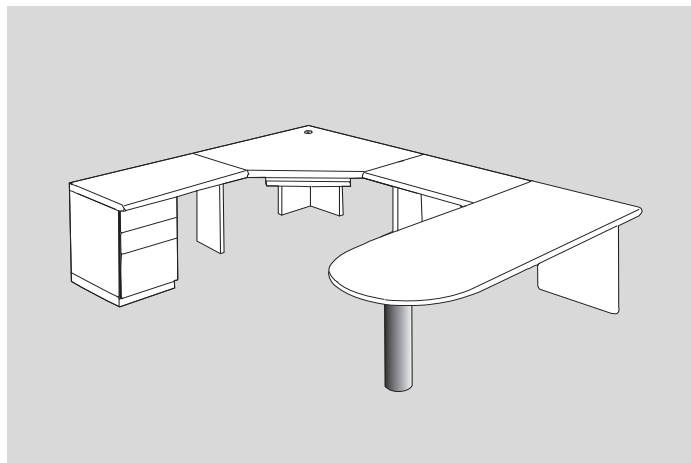
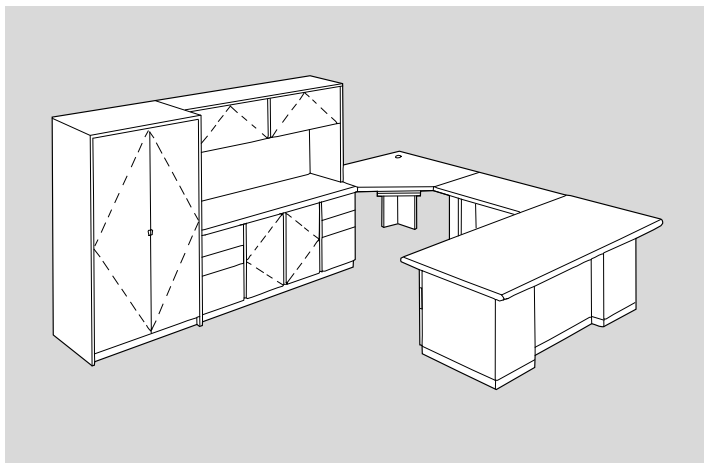
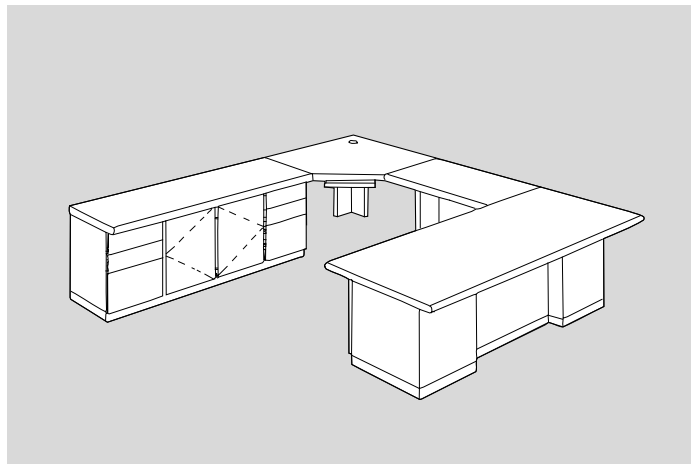
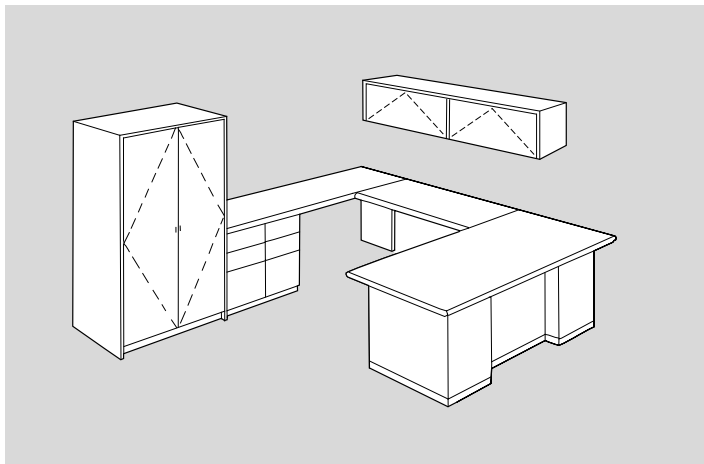


Nova

Grouping Ideas for Workstations



Nova components can be arranged in an endless variety of ways resulting in a custom appearance. Standard components can be altered to fit a space requirement, or satisfy a need. Or, when desired, build a completely special add-on or fill-in Nova component. The line sketches shown on these pages illustrate some possibilities of custom Nova arrangements. By its nature, Nova encourages the designer to let his/her imagination guide the way. A simple plan drawing with dimensions, and a few notes of requirements, will result in a three dimensional sketch quotation from our factory.

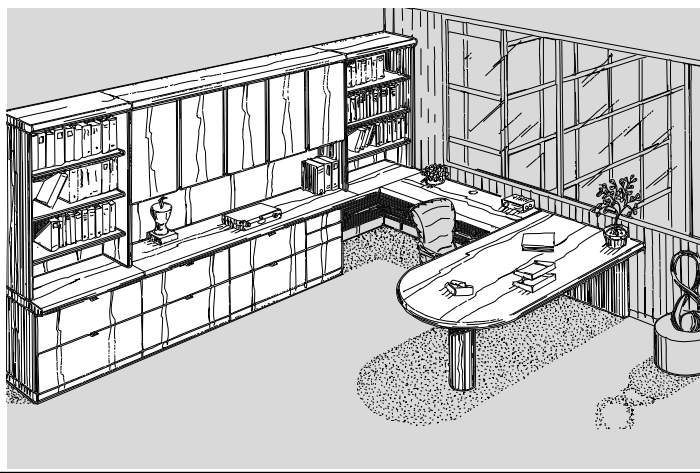







Arnold Action

Specify suffix FA, FB, FL, FM, FD, or FW after style number for edge detail.

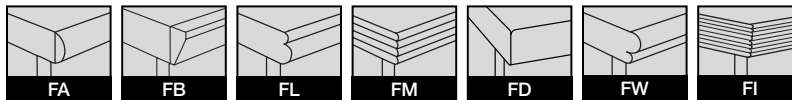
FA = Bullnose FB = Reverse Bevel FL = Duet FM = Reeded FD = Hardwood Edge FW = 1.25" Reverse Bevel

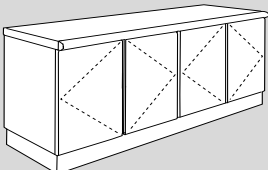
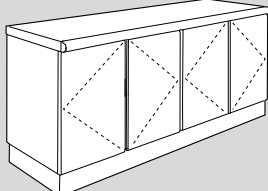
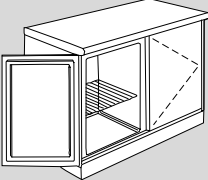
Selected Nova edges on 30"H surfaces only--Specify if edge detail is required on higher than 30"H surfaces....Add \$25.00 list per lineal foot.



Nova

Credenzas



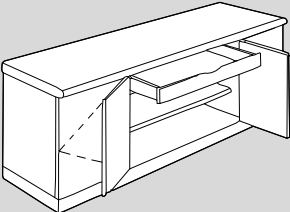
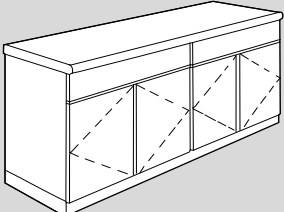
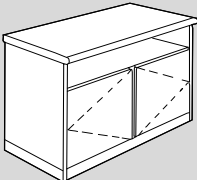
	Style Number	Width x Depth	No. of Doors	List Price	Ship Wt	Options (See back of book)
 <p>Cabinet Credenza 29" high. 1 adjustable shelf behind each pair of doors. Odd single door is on left unless otherwise specified.</p>	AN9530-__	35 x 19"	2	\$1591.	150	010 - Door lock + \$66. per pair doors A42 - Chr., brass, or black plinth base + \$301. 033A - Grommet + \$55.
	AN9320-__	42 x 19"	2	1913.	165	
	AN9340-__	53 x 19"	3	2658.	210	
	AN9330-__	70.5 x 19"	4	3190.	260	
	AN9331-__	88 x 19"	5	4262.	350	
	AN9332-__*	96 x 19"	6	4997.	420	
	AN9333-__*	120 x 19"	8	5779.	550	
	AN9110-__	35 x 25"	2	1750.	180	
	AN9112-__	42x 25"	2	2105.	210	
	AN9113-__	53 x 25"	3	2924.	240	
	AN9114-__	70.5 x 25"	4	3508.	300	
	AN9115-__	88 x 25"	5	4688.	390	
	AN9116-__*	96 x 25"	6	5496.	490	
	AN9117-__*	120 x 25"	8	6357.	615	
 <p>Cabinet Credenza 36" high. 2 adjustable shelves behind each pair of doors. Odd single door is on left unless otherwise specified.</p>	AN9560-__	35 x 19"	2	\$1910.	160	
	AN9561-__	42 x 19"	2	2295.	180	
	AN9562-__	53 x 19"	3	3190.	235	
	AN9563-__	70.5 x 19"	4	3826.	300	
	AN9564-__	88 x 19"	5	5113.	370	
	AN9565-__*	96 x 19"	6	6245.	435	
	AN9566-__*	120 x 19"	8	7100.	585	
	AN9121-__	35 x 25"	2	2101.	200	
	AN9122-__	42 x 25"	2	2526.	220	
	AN9123-__	53 x 25"	3	3508.	260	
	AN9124-__	70.5 x 25"	4	4209.	340	
	AN9125-__	88 x 25"	5	5625.	430	
	AN9126-__*	96 x 25"	6	6870.	530	
	AN9127-__*	120 x 25"	8	7810.	650	
 <p>Refrigerator 2 cubic ft. capacity. Refrigerator can be added to any credenza with doors by adding \$1323. to credenza cost.</p>	AN9490-__	36 x 19"	2	\$2914.	200	010 - Lock in storage section only + \$66. A41 - Chr, brass, or blk plinth base + \$150.
	AN9493-__	36 x 25"	2	3073.	220	

* 96" and 120" credenzas are shipped KD

Specify suffix **FA, FB, FL, FM, FD, FW** or **FI** after style number for edge detail.
FA = Bullnose **FB** = Reverse Bevel **FL** = Duet **FM** = Reeded
FD = Hardwood Edge **FW** = Reverse Duet **FI** = Serrated

Arnold Action

Refer to page 193
for General Info and Finishes.

	Style Number	Width x Depth	No of Doors	List Price	Ship Wt	Options (See back of book)
 <p>Conference Room Credenza A 6" utility drawer located behind the two center doors. One adjustable shelf in each center and end section.</p>	AN9290-__	35 x 19"	2	\$2172.	165	010 - Door lock + \$66. per pr. doors. A42 - Chr., brass, or blk. plinth base + \$301. 033A - Grommet + \$55.
	AN9291-__	70.5 x 19"	4	3720.	295	
	AN9296-__*	96 x 19"	6	5654.	430	
	AN9297-__*	120 x 19"	8	6442.	570	
	AN9251-__	35 x 25"	2	2389.	195	
	AN9252-__	70.5 x 25"	4	4092.	320	
	AN9253-__*	96 x 25"	6	6218.	515	
	AN9254-__*	120 x 25"	8	7087.	625	
 <p>36" High Buffet Credenza Doors and drawers.</p>	AN9292-__	36.5 x 19"	2	\$2911.	175	010 - Door lock + \$66. per pr. doors. A42 - Chr., brass, or blk. plinth base + \$301. 013 - Drawer lock + \$40. 033A - Grommet + \$55.
	AN9293-__	72.5 x 19"	4	4361.	330	
	AN9294-__*	108.5 x 19"	6	7757.	475	
	AN9256-__	36.5 x 25"	2	3203.	215	
	AN9257-__	72.5 x 25"	4	4798.	360	
	AN9258-__*	108.5 x 25"	6	8532.	535	
 <p>Server with hidden casters. Space above doors is 6" high.</p>	AN9491-__	36.5 x 22"	2	\$2058.	165	A22 - 19" deep No. addl. chg. 010 - Door lock + \$66. per pr. doors. 033A - Grommet + \$55. A42 - Chr., brass, or black plinth base + \$301.
	AN9492-__	36.5 x 25"	2	2288.	185	

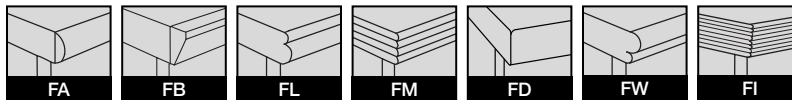
* 96, 108, and 120" credenzas are skipped K/D.

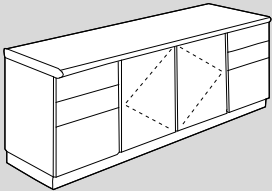
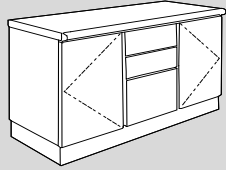
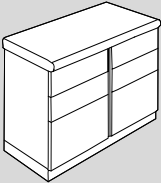
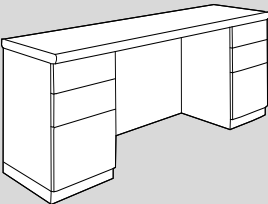
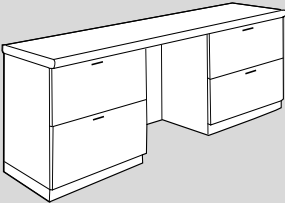
Specify suffix **FA, FB, FL, FM, FD, FW** or **FI** after style number for edge detail.
FA = Bullnose **FB** = Reverse Bevel **FL** = Duet **FM** = Reeded
FD = Hardwood Edge **FW** = Reverse Duet **FI** = Serrated

Nova

Nova

Credenzas and Files



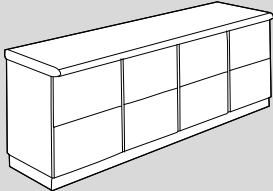
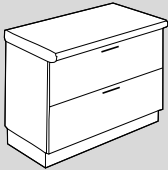
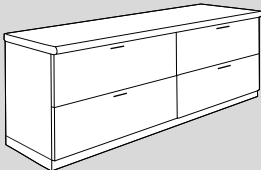
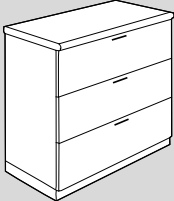

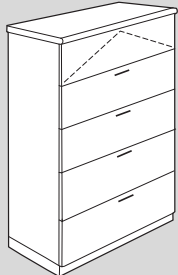
		Style Number	Width x Depth	Knee Space	List Price	Ship Wt	Options (See back of book)
	Combination Credenza 2 doors, 2 file and 4 box drawers.	AN9030-__	71 x 19"	N/A	\$3717.	325	010 - Door lock + \$66. per pair of doors. 012 - Pedestal lock + \$86. per ped. A42 - Chrome, brass, or black plinth base + \$301. 033A - Grommet + \$55.
		AN9031-__	71 x 25"	N/A	4162.	375	
	Combination Credenza 2 doors, 1 file and 2 box drawers.	AN9350-__	52 x 19"	N/A	\$3321.	275	
		AN9132-__	52 x 25"	N/A	3719.	300	
	Combination Credenza 2 B/B/F pedestals 3 B/B/F pedestals 4 B/B/F pedestals <i>*consists of 2 legal, 1 letter pedestals.</i> <i>**consists of 2 legal, 2 letter pedestals.</i>	AN9335-__	38.5 x 19"	N/A	\$2563.	175	012 - Pedestal lock + \$86. per ped. A42 - Chrome, brass, or black plinth base + \$301. 033A - Grommet + \$55.
		AN9336-__*	54 x 19"		3411.	270	
		AN9337-__**	71 x 19"		4283.	350	
		AN9133-__	38.5 x 25"		2871.	200	
		AN9134-__	54 x 25"		4328.	300	
		AN9135-__	71.5 x 25"		4798.	390	
	Writing Credenza 4 box and 2 file drawers.	AN9360-__	60 x 19"	23"	\$2958.	225	012 - Pedestal lock + \$86. per ped. A42 - Chrome, brass, or black plinth base + \$301. 033A - Grommet + \$55.
		AN9370-__	71 x 19"	34"	3229.	250	
		AN9136-__	60 x 25"	23"	3314.	240	
		AN9137-__	71 x 25"	34"	3616.	265	
	Writing Credenza with two 36" lateral files <i>* For 30" lateral files deduct \$75.</i>	AN9141-__*	96 x 19"	24"	\$4327.	420	
		AN9142-__*	120 x 19"	48"	4936.	475	
		AN9143-__*	96 x 25"	24"	4930.	455	
		AN9144-__*	120 x 25"	48"	5528.	495	

96" and 120" credenzas are shipped K/D

Specify suffix FA, FB, FL, FM, FD, FW or FI after style number for edge detail.
 FA = Bullnose FB = Reverse Bevel FL = Duet FM = Reeded
 FD = Hardwood Edge FW = Reverse Duet FI = Serrated

Arnold Action

Refer to page 169
for General Info and Finishes.

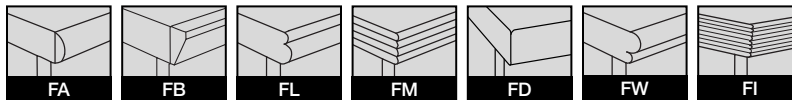
		Style Number	Width x Depth	List Price	Ship Wt	Options (See back of book)
	File Credenza 4 drawers 6 drawers 8 drawers	AN9042-__	38.5 x 19"	\$2367.	200	012 - Pedestal lock + \$86. per pedestal. A42 - Chrome, brass, or black plinth base + \$301.
		AN9041-__	58 x 19"	3812.	290	
		AN9040-__*	71 x 19"	4190.	350	
	*4 legal and 4 letter drawers.	AN9145-__	38.5 x 25"	2648.	220	
		AN9146-__	58 x 25"	4270.	325	
		AN9147-__*	71 x 25"	4693.	390	
	Lateral Files 2 drawers	AN9300-__	30.5 x 19"	\$1766.	175	
		AN9310-__	36.5 x 19"	1868.	190	
	<i>Filing is side to side, adjustable letter and legal.</i>	AN9148-__	30.5 x 25"	1978.	200	
		AN9149-__	36.5 x 25"	2091.	245	
	Lateral File 4 drawers	AN9311-__	61 x 19"	\$3391.	350	
		AN9312-__	73 x 19"	3603.	375	
	<i>Filing is side to side, adjustable letter and legal.</i>	AN9151-__	61 x 25"	3798.	395	
		AN9152-__	73 x 25"	4033.	425	
	Lateral File 3 drawers; 41" high	AN9303-__	30.5 x 19"	\$2660.	225	A42 - Chrome, brass, or black plinth base + \$301. 012 - Pedestal lock + \$86. per pedestal. 033A - Grommet + \$55.
		AN9304-__	36.5 x 19"	2812.	240	
	<i>Filing is side to side, adjustable letter and legal. Shipped with anti-tilt safety system. All Nova edges are standard.</i>	AN9153-__	30.5 x 25"	2980.	275	
		AN9154-__	36.5 x 25"	3150.	290	
	Lateral File 4 drawers; 53" high	AN9155-__	30.5 x 19"	\$3606.	295	
		AN9156-__	36.5 x 19"	3907.	310	
	Shipped with anti-tilt safety system. All Nova edges are standard.	AN9157-__	30.5 x 25"	4040.	345	
		AN9158-__	36.5 x 25"	4376.	360	
	Lateral File 5 drawers; 68" high	AN9160-__	30.5 x 19"	\$4688.	365	
		AN9162-__	36.5 x 19"	5010.	380	
	Shipped with anti-tilt safety system. All Nova edges are standard.	AN9163-__	30.5 x 25"	5050.	415	
		AN9164-__	36.5 x 25"	5470.	435	

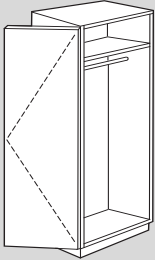
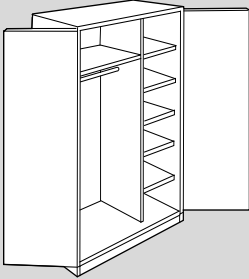
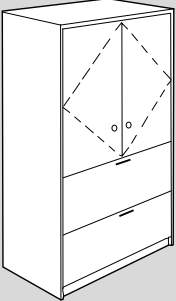
For longer file credenzas, use multiples.

Specify suffix **FA, FB, FL, FM, FD, FW** or **FI** after style number for edge detail.
FA = Bullnose **FB** = Reverse Bevel **FL** = Duet **FM** = Reeded
FD = Hardwood Edge **FW** = Reverse Duet **FI** = Serrated

Nova

Cabinets and Bookcases



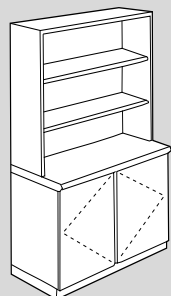
	Style Number	Height	No. of Shelves	List Price	Ship Wt	Options (See back of book)
 <p>Wardrobe Single Door with Shelf and Clothes rod</p> <p>* 25" deep x 18.5" wide</p>	AN9280-__	72"	1	\$2150.	150	011 - Door lock + \$66.
	AN9281-__	84"	1	2285.	170	
 <p>Storage/Wardrobe Two doors. 1/3 storage with shelves. 2/3 wardrobe with shelf and clothes rod.</p> <p>19" deep x 30.5" wide</p> <p>19" deep x 36.5" wide</p> <p>25" deep x 30.5" wide</p> <p>25" deep x 36.5" wide</p> <p>*19" deep units are shipped with coat hook instead of clothes rod.</p>		Height	No. of Shelves			010 - Door lock + \$66. per pair of doors. A34 - No storage in wardrobe. Deduct \$300. 033A- Grommet+ \$55.
	AN9591-_*	72"	4	\$2795.	185	
	AN9592-_*	84"	5	2953.	195	
	AN9593-_*	72"	4	\$2958.	195	
	AN9594-_*	84"	5	3188.	205	
	AN9595-__	72"	4	\$3129.	215	
	AN9596-__	84"	5	3306.	230	
	AN9597-__	72"	4	\$3311.	230	
	AN9598-__	84"	5	3606.	250	
	 <p>Storage File Cabinet Two doors with adjustable shelves, and two lateral file drawers.</p> <p>19" deep x 30.5" wide</p> <p>19" deep x 36.5" wide</p> <p>25" deep x 30.5" wide</p> <p>25" deep x 36.5" wide</p>					
AN9505-__		72"	2	\$3552.	195	
AN9506-__		84"	3	3957.	205	
AN9507-__		72"	2	\$3696.	205	
AN9508-__		84"	3	4101.	215	
AN9501-__		72"	2	\$3973.	215	
AN9502-__		84"	3	4431.	225	
AN9503-__		72"	2	\$4139.	245	
AN9504-__		84"	3	4593.	260	

Selected Nova edges on 30"H surfaces only--Specify if edge detail is required on higher than 30"H surfaces....Add \$25.00 list per lineal foot.

Specify suffix FA, FB, FL, FM, FD, FW or FI after style number for edge detail.
 FA = Bullnose FB = Reverse Bevel FL = Duet FM = Reeded
 FD = Hardwood Edge FW = Reverse Duet FI = Serrated


Arnold Action

Refer to page 169
for General Info and Finishes.



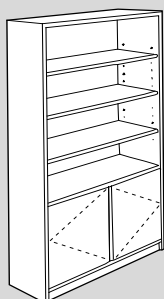
*19" credenza w/13" bookcase.
**25" credenza w/15" binder bookcase.

	Style Number	OA Ht.	Adj. Shelves	List Price	Ship Wt	Options (See back of book)
Open Bookcase with Two Door Credenza *19" deep x 30.5" wide	AN9510-__	60"	1	\$2430.	155	010 - Door lock + \$66. pair of doors. 061 - Ganging strip + \$73. each. A42 - Chr., brass, or black plinth base + \$301. 033A - Grommet + \$55.
	AN9511-__	72"	2	2733.	165	
	AN9512-__	84"	3	2973.	175	
*19" deep x 36.5" wide	AN9513-__	60"	1	\$2589.	165	
	AN9514-__	72"	2	2880.	175	
	AN9515-__	84"	3	3142.	185	
**25" deep x 30.5" wide	AN9940-__	60"	1	\$2672.	175	
	AN9941-__	72"	2	3007.	185	
	AN9942-__	84"	3	3271.	200	
**25" deep x 36.5" wide	AN9943-__	60"	1	\$2848.	185	
	AN9944-__	72"	2	3167.	200	
	AN9945-__	84"	3	3457.	215	



*19" credenza w/13" bookcase.
**25" credenza w/15" binder bookcase.

Open Bookcase with Lateral File *19" deep x 30.5" wide	AN9520-__	60"	1	\$2485.	205	012 - Pedestal lock + \$86. 061 - Ganging strip + \$73. each. A42 - Chr., brass, or black plinth base + \$301. 033A - Grommet + \$55.
	AN9521-__	72"	2	2773.	225	
	AN9522-__	84"	3	3031.	235	
*19" deep x 36.5" wide	AN9523-__	60"	1	\$2638.	225	
	AN9524-__	72"	2	2940.	235	
	AN9525-__	84"	3	3190.	245	
**25" deep x 30.5" wide	AN9950-__	60"	1	\$2769.	245	
	AN9951-__	72"	2	3058.	255	
	AN9952-__	84"	3	3365.	270	
**25" deep x 36.5" wide	AN9953-__	60"	1	\$2926.	255	
	AN9954-__	72"	2	3227.	270	
	AN9955-__	84"	3	3516.	290	



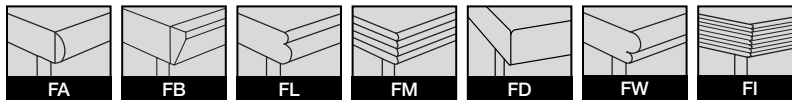
Vertical Bookcase with Partial Doors. 13" deep x 30.5" wide	AN9901-__	60"	2	\$1727.	125	010 - Door lock + \$66. per pair of doors. 061 - Ganging strip + \$73. each. A41 - Chr., brass, or black, plinth base + \$150. 033A - Grommet + \$55. A47 - Magazine shelf + \$120.
	AN9902-__	72"	3	1882.	140	
	AN9903-__	84"	4	2067.	150	
	AN9904-__	96"	5	2149.	170	
13" deep x 36.5" wide	AN9911-__	60"	2	1797.	130	
	AN9912-__	72"	3	1968.	150	
	AN9913-__	84"	4	2156.	170	
	AN9914-__	96"	5	2260.	185	
15" deep x 30.5" wide	AN9906-__	60"	2	\$1899.	135	
	AN9907-__	72"	3	2069.	150	
	AN9908-__	84"	4	2274.	160	
	AN9909-__	96"	5	2365.	180	
15" deep x 36.5" wide	AN9916-__	60"	2	\$1977.	140	
	AN9917-__	72"	3	2164.	165	
	AN9918-__	84"	4	2371.	185	
	AN9919-__	96"	5	2486.	200	

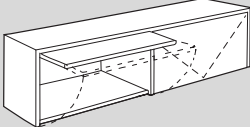
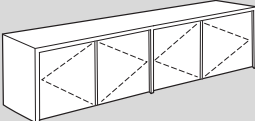
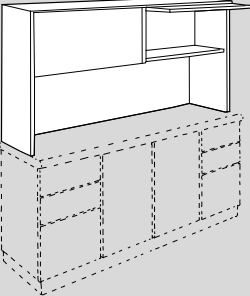
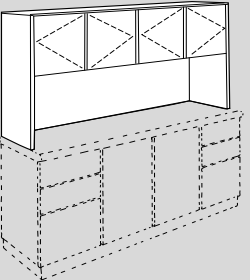
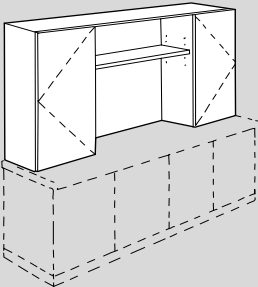
Selected Nova edges on 30"H surfaces only--Specify if edge detail is required on higher than 30"H surfaces....Add \$25.00 list per lineal foot.

Specify suffix FA, FB, FL, FM, FD, FW or FI after style number for edge detail.
 FA = Bullnose FB = Reverse Bevel FL = Duet FM = Reeded
 FD = Hardwood Edge FW = Reverse Duet FI = Serrated

Nova

Cabinets, Hutches, and Bookcases



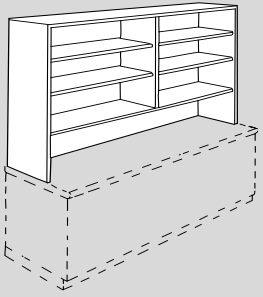
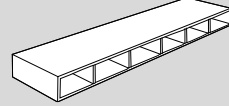
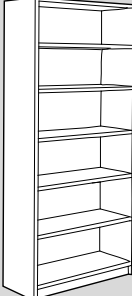
	Style Number	Width x Depth	No. of Doors	List Price	Ship Wt	Options (See back of book)
 <p>Wall Hung Cabinet with flipper doors. Inside ht. 13.5" Inside depth 12" Outside ht. 18"</p>	AN9700-__	30 x 15"	1	\$1207.	50	011 - Door lock + \$66. per door. 070 - Task light w/ facia + \$309.
	AN9710-__	35 x 15"	1	1305.	60	
	AN9720-__	53 x 15"	2	1745.	70	
	AN9730-__	60 x 15"	2	1992.	80	
	AN9740-__	70.5 x 15"	2	2065.	95	
 <p>Wall Hung Cabinet w/ hinged doors Inside height 15" Inside depth 12" Outside height 18"</p>	AN9701-__	30 x 15"	2	\$1174.	50	
	AN9702-__	35 x 15"	2	1277.	60	
	AN9703-__	53 X 15"	3	1715.	70	
	AN9704-__	60 x 15"	4	1938.	80	
	AN9705-__	70.5 x 15"	4	2041.	95	
 <p>Flipper Door Hutch * for credenzas. OA ht. 42". Inside cabinet ht. 13.5" Inside cabinet depth 12". Optional: 54" OA ht. + 5% * When ordering hutches please indicate model number of credenza.</p>	AN9600-__	30 x 15"	1	\$1639.	70	011 - Door lock + \$66. per door. 070 - Task light with facia + \$309. 071 - Cork tackboard +\$32. sq. ft. 072 - Grey fabric tackboard + \$45. sq. ft. 033A - Grommet +\$55.
	AN9610-__	35 x 15"	1	1649.	95	
	AN9620-__	53 x 15"	2	2865.	150	
	AN9630-__	60 x 15"	2	3483.	160	
	AN9640-__	70.5 x 15"	2	3514.	175	
 <p>Hinged Door Hutch * for credenzas. OA ht. 42". Inside cabinet ht. 13.5" Inside cabinet depth 12". Optional: 54" OA ht. + 5% * When ordering hutches please indicate model number of credenza.</p>	AN9605-__	30 x 15"	2	\$1582.	70	
	AN9606-__	35 x 15"	2	1602.	95	
	AN9607-__	53 x 15"	3	2775.	150	
	AN9608-__	60 x 15"	4	3441.	160	
	AN9609-__	70.5 x 15"	4	3489.	175	
 <p>Hinged Door Hutch * for credenzas. OA ht. 42". Two doors with two adjustable shelves. Wood shelf in center. For credenzas see p. 182 * When ordering hutches please indicate model number of credenza.</p>	AN9670-__	70.5 x 15"		\$3582.	185	

Selected Nova edges on 30"H surfaces only--Specify if edge detail is required on higher than 30"H surfaces....Add \$25.00 list per lineal foot.

Specify suffix **FA, FB, FL, FM, FD, FW** or **FI** after style number for edge detail.
FA = Bullnose **FB** = Reverse Bevel **FL** = Duet **FM** = Reeded
FD = Hardwood Edge **FW** = Reverse Duet **FI** = Serrated

Arnold Action

Refer to page 169
for General Info and Finishes.

		Style Number	Width x Depth	Knee Space	List Price	Ship Wt	Options (See back of book)
 <p>Binder Bookcase Hutch * for credenzas. OA ht. 54"</p> <p>Optional: 42" OA ht. Deduct 5% * When ordering hutches please indicate model number of credenza.</p>		AN9641-__	30 x 15"		\$1309.	70	033A - Grommet + \$55. 070 - Task light w/ facia + \$309.
		AN9642-__	35 x 15"		1360.	95	
		AN9643-__	53 x 15"		2367.	150	
		AN9644-__	60 x 15"		3116.	160	
		AN9645-__	70.5 x 15"		3247.	175	
 <p>Organizer for underneath hutch. 4" high.</p>		AN9601-__	34.5 x 12"		\$460.	30	
		AN9602-__	51.5 x 12"		525.	35	
		AN9603-__	58.5 x 12"		590.	40	
		AN9604-__	69 x 12"		652.	45	
 <p>Open Vertical Bookcase</p> <p>13" OA depth (Tops) 11" Inside depth</p>	30.5" wide			OA Height	Adj. Shelves		A41 - Chrome, brass, or black plinth base. + \$150. 061 - Ganging strip + \$73. each A32 - 15" deep unit + 20% 060 - 1.25" thick shelves + \$25. per shelf 033A - Grommet + \$55. A47 - Magazine shelf + \$120. A49 - Additional shelf 3/4" for 30.5" w add \$39. for 36.5" w add \$44.
		AN9927-__	30"	1	\$809.	50	
		AN9926-__	36"	2	905.	65	
		AN9925-__	42"	2	1098.	80	
		AN9924-__	48"	3	1213.	85	
		AN9923-__	60"	3	1349.	100	
	36.5" wide	AN9922-__	72"	4	1518.	120	
		AN9921-__	84"	5	1669.	130	
		AN9920-__	96"	6	1771.	150	
		AN9937-__	30"	1	\$864.	60	
		AN9936-__	36"	2	992.	75	
		AN9935-__	42"	2	1159.	90	
		AN9934-__	48"	3	1252.	95	
		AN9933-__	60"	3	1419.	110	
		AN9932-__	72"	4	1644.	130	
Open Horizontal Bookcase							A42 - Chrome, brass, or black plinth base. + \$301. 061 - Ganging strip + \$73. each A32 - 15" deep unit + 20% 033A - Grommet + \$55.
	42" wide	AN9980-__	30"	1	\$1303.	55	
		AN9981-__	48"	3	1838.	85	
	48" wide	AN9983-__	30"	1	1480.	65	
		AN9984-__	48"	3	1997.	95	
	60" wide	AN9985-__	30"	1	1638.	75	
	AN9986-__	48"	3	2472.	110		
72" wide	AN9987-__	30"	1	1768.	100		
	AN9988-__	48"	3	2530.	150		

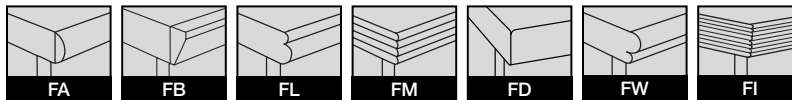
Selected Nova edges on 30"H surfaces only--Specify if edge detail is required on higher than 30"H surfaces....Add \$25.00 list per lineal foot.

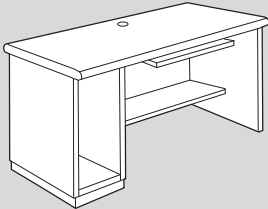
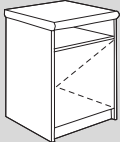

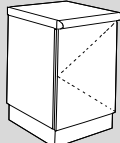


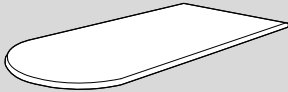
Specify suffix **FA, FB, FL, FM, FD, FW** or **FI** after style number for edge detail.
FA = Bullnose **FB** = Reverse Bevel **FL** = Duet **FM** = Reeded
FD = Hardwood Edge **FW** = Reverse Duet **FI** = Serrated

Nova

Nova

Computer Tables, Add-Ons, and Components



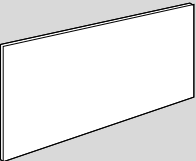
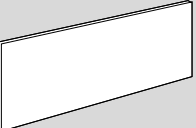
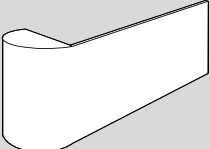
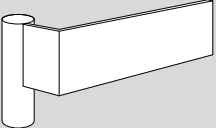


		Style Number	Width x Depth	List Price	Ship Wt	Options (See back of book)
	CPU Cabinet with keyboard drawer, grommets and black casters. 29.5" high.	AN9285-__	36 x 25"	\$2012.	125	
		AN9286-__	42 x 25"	2103.	135	
		AN9287-__	48 x 25"	2196.	150	
	Telephone Table with hinged door and one adjustable shelf. Door hinged on left. 29.5" OA ht. Opening is 4" high.	AN9473-__	18.5 x 19"	\$1045.	65	033A - Grommet + \$55. A17 - Right side hinge no add'l. chg. 011 - Door lock + \$66.
		AN9474-__	18.5 x 25"	1177.	70	
	Pedestal with two box drawers and one file drawer. 29.5" high.	AN9470-__	18.5 x 19"	\$1160.	85	012 - Pedestal lock + \$86. per ped. A41 - Chr., brass, or black plinth base + \$150. 021 - F/F ped. in leu of B/B/F no add'l chg.
		AN9480-__	18.5 x 25"	1288.	95	
	Telephone Pedestal Hinged door with one adjustable shelf. Door hinged on left. 29.5" OA ht.	AN9471-__	18.5 x 19"	\$983.	65	011 - Door lock + \$66. A41 - Chrome, brass, or black plinth base + \$150. A17 - Right side hinge no add'l chg.
		AN9472-__	18.5 x 25"	1111.	70	
	Movable Pedestal Box/box/file. Self top. 27.5" high. For use with credenza shells and table desks.	AN9450-__	18.5 x 18"	1122.	75	A41 - Chrome, brass, or black plinth base + \$150.
		AN9460-__	18.5 x 24"	1168.	85	
	Desk Top Tops have a 2" builtup hardwood edge with a configured edge on two long sides.	AN9410-__	60 x 30"	\$688.	60	033A - Grommet + \$55.
		AN9411-__	66 x 30"	1073.	65	
		AN9412-__	66 x 36"	1194.	75	
		AN9413-__	72 x 36"	1427.	85	
		AN9414-__	78 x 36"	1595.	90	
	Bullet End Desk Top Tops have a 2" builtup hardwood edge with a configured edge on two long sides and bullet end.	AN9415-__	30 x 60"	\$1975.	55	
		AN9416-__	72 x 36"	2227.	75	
		AN9417-__	84 x 36"	2618.	95	
		AN9418-__	90 x 42"	2822.	125	
		AN9419-__	96 x 42"	3010.	150	

Add-on Pedestals - see page 175

Specify suffix **FA, FB, FL, FM, FD, FW** or **FI** after style number for edge detail.
FA = Bullnose **FB** = Reverse Bevel **FL** = Duet **FM** = Reeded
FD = Hardwood Edge **FW** = Reverse Duet **FI** = Serrated

Arnold Action

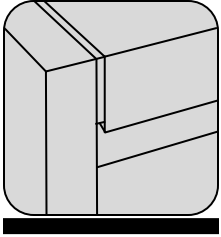
Refer to page 169
for General Info and Finishes.

		Style Number	Width x Depth	List Price	Ship Wt	Options (See back of book)
	Full Modesty Panel 27" high.	AN9580	24"	\$209.	15	033A - Grommet + \$55.
		AN9581	30"	250.	20	
		AN9582	36"	329.	25	
		AN9583	42"	381.	30	
		AN9584	48"	460.	35	
	3/4 Modesty Panel 18" high.	AN9585	24"	\$193.	12	
		AN9586	30"	228.	15	
		AN9587	36"	295.	20	
		AN9588	42"	343.	25	
		AN9589	48"	416.	30	
	Full Wrap Around Modesty Panel for bullet desk tops.		For top sizes			
		AN9990	72 x 36"	\$986.	95	
		AN9991	84 x 36"	1052.	125	
		AN9992	90 x 42"	1117.	150	
	Wood Cylinder Base with 12" high kinked modesty panel for bullet desk tops only.		For top sizes			
		AN9960	72 x 36"	\$903.	85	
		AN9961	84 x 36"	957.	115	
		AN9962	90 x 42"	1011.	140	
	Wood Cylinder Base Black Metal Cylinder Base Additional options call factory.	AN9801	6" dia.	\$544.	20	
		AN9802	6" dia.	271.	20	
	Wood Panel Leg	AN9430	18" wide	\$283.	25	
		AN9431	24" wide	327.	31	
		AN9432	28" wide	363.	36	

Nova

Specify suffix **FA, FB, FL, FM, FD, FW** or **FI** after style number for edge detail.
FA = Bullnose **FB** = Reverse Bevel **FL** = Duet **FM** = Reeded
FD = Hardwood Edge **FW** = Reverse Duet **FI** = Serrated

Activa



Activa is a comprehensive, classic rectolineal panel-end casegoods line. The 2" tops are mounted between the end panels, and offset by a clean .125" black reveal.

The squared-off end panels make Activa a versatile casegoods line, ideal for add-ons and custom configurations.

Tops are 2" built-up. **End Panels** are 1.25" thick. Both are self edged, three-ply construction. Modesty panels are recessed.

Cases are of .75" construction, with pedestals built in a sturdy four part construction, that is two sides, a top, and a bottom. All units have finished backs.

Drawer Fronts and Doors are of .75" three-ply balanced construction, with a .75" solid wood interior banding, into which "side finger pulls" are machined. Lateral files have top edge mounted tab type metal pulls, available in chrome, brass or black. Wardrobes are shipped with cylinder pulls. Veneer direction on door and drawer fronts is vertical.

Drawers are .5" premium solid beech, with .188" plywood bottoms. Drawers are of a four sided construction with chuck and bore joinery. A removable drawer partition is standard. Each desk is shipped with a pencil tray. Filing is legal size front to back, and/or letter size side to side.

Suspensions are of the ball bearing type. File drawers have three part, progressive action, full extension, ball bearing slides.

Pull-out reference shelf, located above the top drawer on each desk pedestal, is standard.

Optional Locks, located in the kneewell on desks, or in the upper right corner of credenza drawers or doors, are an extra charge on all Activa products.

Grommets are standard on computer furniture only; they are optional on all other units. Optional Wire Management Power and Data available, see option pages at back of book.

Arnold Action

Veneers on all exterior surfaces are "A" grade select in plain sliced White Oak, American Black Walnut, Cherry, White Maple, and slip-matched Sapele (Ribbon-type Mahogany).

Finishes are in a variety of 18 stained finishes listed below. A semi-open pore finish; 50° sheen, alcohol and water resistant top coat is standard.

Royal Walnut #101	Medium Cherry #400
Cordovan Walnut #102	Light Cherry #401
Senator Walnut #104	Victorian Cherry #402
Cappuccino Walnut #105	Red Cherry #404
	Classic Cherry #406
Natural Oak #200	English Cherry #408
Harvest Oak #201	
	Light Anigre #603*
Mahogany #300	
Cherry Mahogany #301	Natural White Maple #700
Scarlet Mahogany #303	Pear Wood on Maple #701

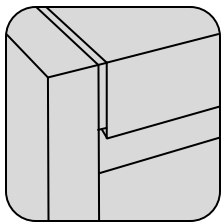
* Items in Anigre veneer are available at a 15% upcharge.

Special finish matches are available at a slight upcharge.

Plastic Laminate top surfaces, in your choice from Pionite, Nevamar, Formica, or Wilsonart are available at no additional charge.

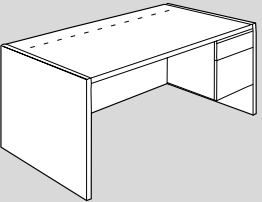
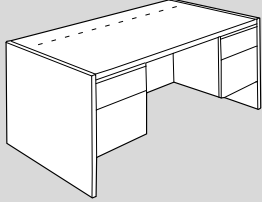
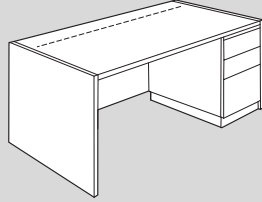
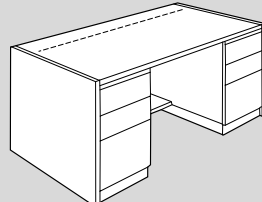
Specific Options -- appear in the right hand column on each page and pertain only to those specific units. A more detailed description of some of these options appears at the back of book.

Custom Configurations of most consoles and credenzas are available. Submit your special requirements with dimensions to Arnold Action, or to your Sales Representative, for a quotation.



Activa

Desks

	Style Number	Width x Depth	Knee Space	List Price	Ship Wt	Options (See back of book)
 <p>Single Pedestal Desk 3/4 pedestal with box/file drawers. 3/4 modesty panel. For use alone or with returns on following page. Specify pedestal left or right.</p>	AC5500	48 x 24"	28"	\$2238.	175	A11 - Full modesty panel on 3/4 pedestal desk + \$218.
	AC5502	60 x 30"	40"	2378.	205	
	AC5503	66 x 30"	46"	2426.	225	
	AC5504	66 x 36"	46"	2448.	255	
	AC5505	72 x 36"	52"	2547.	275	
 <p>Double Pedestal Desk 3/4 pedestals with box/file drawers. 3/4 modesty panel.</p>	AC5000	60 x 30"	23"	\$2742.	265	
	AC5001	66 x 30"	29"	2820.	270	
	AC5002	66 x 36"	29"	2882.	300	
	AC5003	72 x 36"	35"	2916.	325	
 <p>Single Pedestal Desk Full pedestal with box/box/file drawers. Full modesty panel. For use alone or with returns on page 196. Specify pedestal left or right.</p>	AC5221	48 x 24"	27"	\$2448.	185	020 - Center drawer + \$184. 013 - Center drawer lock + \$40. 012 - Pedestal lock + \$86. 033A -Grommet + \$55.
	AC5222	60 x 30"	39"	2574.	215	
	AC5223	66 x 30"	45"	2609.	235	
	AC5224	66 x 36"	45"	2654.	265	
	AC5225	72 x 36"	51"	2749.	285	
 <p>Double Pedestal Desk Full pedestals with box/box/file drawers. Full modesty panel.</p> <p>* letter size pedestal</p>	AC5226*	60 x 30"	26"	\$3041.	300	
	AC5227	66 x 30"	26"	3116.	330	
	AC5228	66 x 36"	26"	3179.	340	
	AC5229	72 x 36"	32"	3233.	370	

Refer to page 193
for General Info and Finishes.

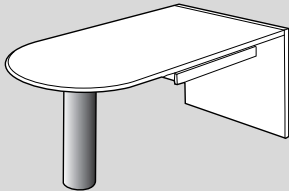
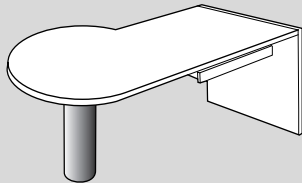
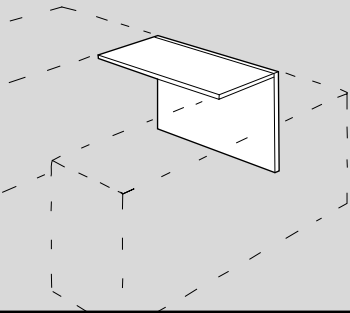
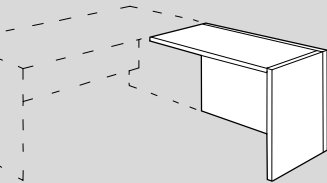
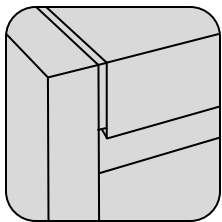
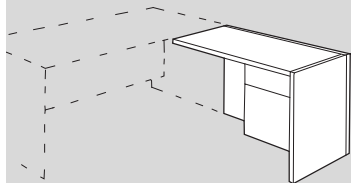
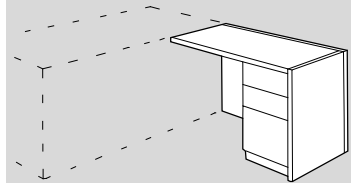
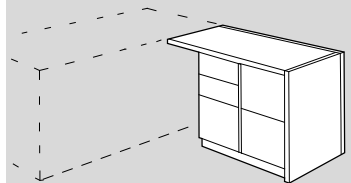
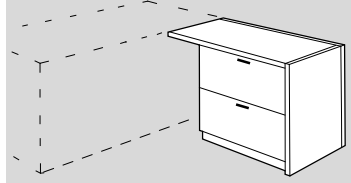
	Style Number	Width x Depth	Knee Space	List Price	Ship Wt	Options (See back of book)
 <p>Bullet End Table Desk Free Standing Center pencil drawer. 6" dia. black cylinder. For use alone or with returns on following page.</p> <p>Specify bullet end left or right.</p>	AC5060	66 x 30"	42"	\$2749.	150	013 - Center drawer lock + \$40. A10 - 3/4 ht. mod. panel + \$184. A11 - Full modesty panel + \$218. 033A -Grommet + \$55.
	AC5061	72 x 36"	48"	2878.	160	
	AC5062	84 x 36"	60"	3073.	180	
 <p>Expanded Bullet End Table Desk Center pencil drawer. 6" dia. black cylinder. For use alone or with returns on following page.</p> <p>Specify bullet end left or right.</p>	AC5013	66 x 30"	42"	\$3166.	150	013 - Center drawer lock + \$40. 033A -Grommet + \$55. 030 - Keyboard drawer + \$342.
	AC5014	72 x 36"	48"	3371.	160	
	AC5015	84 x 36"	60"	3606.	180	
 <p>Bridge Return</p> <p>For connecting single pedestal desks with credenzas to create a U workstation.</p>	AC5530	42 x 19.25"	42"	\$951.	70	
	AC5531	48 x 19.25"	48"	1050.	80	
	AC5532	54 x 19.25"	54"	1083.	90	
	AC5533	60 x 19.25"	60"	1131.	95	
	AC5536	42 x 24"	42"	1029.	75	
	AC5537	48 x 24"	48"	1122.	85	
	AC5538	54 x 24"	54"	1150.	95	
	AC5539	60 x 24"	60"	1240.	100	
 <p>Return Shell</p> <p>Specify left or right return, and executive or secretarial height.</p>	AC5041	42 x 19.25"	41"	\$620.	95	
	AC5042	48 x 19.25"	47"	728.	105	
	AC5043	54 x 19.25"	53"	820.	115	
	AC5044	60 x 19.25"	59"	933.	125	
	AC5046	42 x 24"	41"	722.	100	
	AC5047	48 x 24"	47"	837.	130	
	AC5048	54 x 24"	53"	943.	140	
	AC5049	60 x 24"	59"	1073.	150	

Table Desks are for use alone or with any return shown on the following pages to create a return desk or workstation. Please specify left or right pedestal.

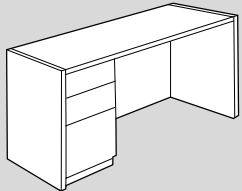
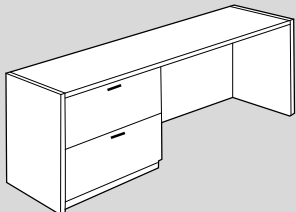
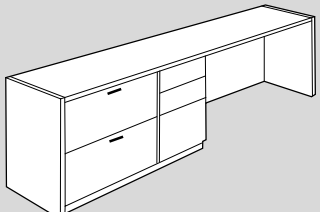
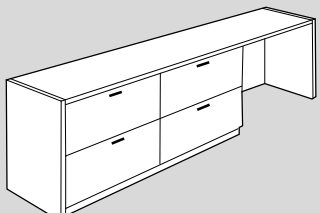


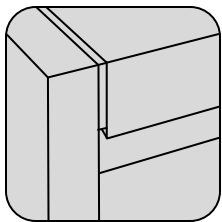
Activa

Returns

	Style Number	Width x Depth	Knee Space	List Price	Ship Wt	Options (See back of book)
 <p>3/4 Pedestal Return with box/file drawers</p> <p>Specify left or right return, and executive or secretarial height.</p>	AC5522	42 x 19.25"	24"	\$1158.	115	012 - Pedestal lock + \$86. 030 - Keyboard drawer + \$342. 033A - Grommet + \$55.
	AC5523	48 x 19.25"	30"	1196.	120	
	AC5524	60 x 19.25"	42"	1463.	140	
 <p>Return with box/box/file drawers</p> <p>Specify left or right return, and executive or secretarial height.</p>	AC5244	42 x 19.25"	22"	\$1505.	125	
	AC5245	48 x 19.25"	28"	1566.	140	
	AC5246	60 x 19.25"	40"	1715.	155	
	AC5247	42 x 24"	22"	1745.	135	
	AC5248	48 x 24"	28"	1867.	150	
	AC5249	60 x 24"	40"	2016.	165	
 <p>Return with one box/box/file pedestal and one file/file pedestal</p> <p>Specify left or right return, and executive or secretarial height.</p>	AC5250	48 x 19.25"	9"	\$2402.	200	
	AC5251	60 x 19.25"	21"	2618.	220	
	AC5252	48 x 24"	9"	2762.	220	
	AC5253	60 x 24"	21"	3010.	240	
 <p>Return with one 36" lateral file pedestal.</p> <p>Specify left or right return, and executive or secretarial height.</p>	AC5255	48 x 19.25"	10.75"	\$2046.	235	
	AC5256	60 x 19.25"	22.75"	2191.	245	
	AC5257	48 x 24"	10.75"	2173.	245	
	AC5258	60 x 24"	22.75"	2391.	265	

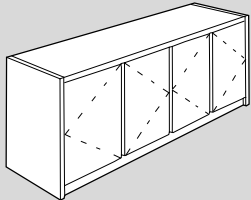
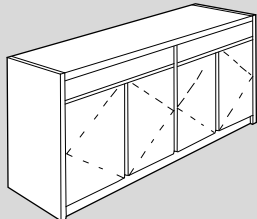
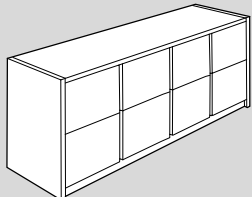
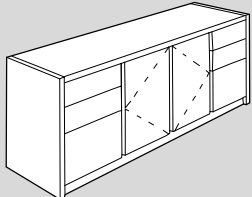
Refer to page 193
for General Info and Finishes.

	Style Number	Width x Depth	Knee Space	List Price	Ship Wt	Options (See back of book)
	Rear Unit with one box/box/file pedestal	AC5130 60 x 18"	39"	\$2161.	200	012 - Pedestal lock + \$86. 030 - Keyboard drawer + \$342. 033A - Grommet + \$55. 010 - Door lock + \$66.
		AC5131 66 x 18"	45"	2288.	210	
		AC5132 72 x 18"	51"	2430.	220	
		AC5133 84 x 18"	63"	3130.	230	
	Specify pedestal left or right	AC5134 96 x 18"	75"	3413.	250	
	<i>96" units shipped KD</i>	AC5135 60 x 24"	39"	2369.	225	
		AC5136 66 x 24"	45"	2516.	235	
		AC5137 72 x 24"	51"	2672.	245	
		AC5138 84 x 24"	63"	3443.	255	
		AC5139 96 x 24"	75"	3755.	275	
	Rear Unit with one 36" lateral file pedestal	AC5270 60 x 18"	21"	\$2636.	265	
		AC5271 66 x 18"	27"	2787.	275	
		AC5272 72 x 18"	33"	2883.	285	
		AC5273 84 x 18"	45"	3166.	295	
		AC5274 96 x 18"	57"	3690.	320	
	Specify pedestal left or right	AC5275 60 x 24"	21"	2874.	275	
	<i>96" units shipped KD</i>	AC5276 66 x 24"	27"	3066.	285	
		AC5277 72 x 24"	33"	3172.	295	
		AC5278 84 x 24"	45"	3483.	320	
		AC5279 96 x 24"	57"	4059.	365	
	Rear Unit with one box/box/file pedestal and one 36" lateral file pedestal	AC5280 84 x 18"	27"	\$3694.	350	
		AC5281 90 x 18"	33"	3957.	365	
		AC5282 96 x 18"	39"	4016.	375	
		AC5283 120 x 18"	63"	4330.	420	
		AC5285 84 x 24"	27"	4302.	370	
	Specify pedestal left or right	AC5286 90 x 24"	33"	4490.	385	
	<i>96" and 120" units shipped KD</i>	AC5287 96 x 24"	39"	4681.	400	
		AC5288 120 x 24"	63"	5042.	450	
	<i>36" Storage cabinet instead of Lateral file deduct \$200.</i>					
	Rear Unit with two 36" lateral file pedestals	AC5290 90 x 18"	15"	\$4358.	465	
		AC5291 96 x 18"	21"	4557.	475	
		AC5292 120 x 18"	45"	4886.	525	
		AC5295 90 x 24"	15"	4828.	485	
	Specify pedestal left or right	AC5296 96 x 24"	21"	5012.	500	
	<i>96" and 120" units shipped KD</i>	AC5297 120 x 24"	45"	5376.	575	

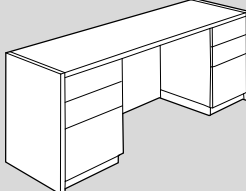
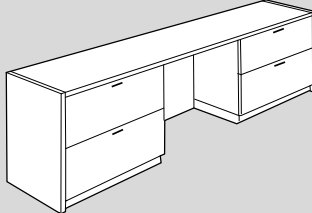
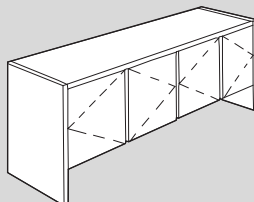
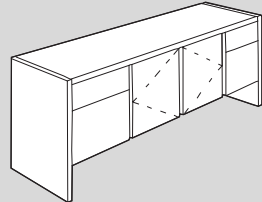
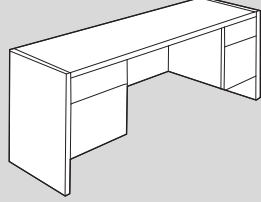


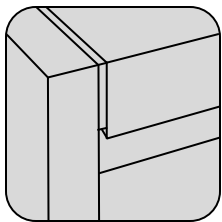
Activa

Credenzas

	Style Number	Width x Depth	Knee Space	List Price	Ship Wt	Options (See back of book)		
 <p>Cabinet Credenza Full pedestal. Adjustable shelf.</p> <p>90" and 108" units are shipped KD</p> <p>6 door unit shipped KD in 2 pieces with common top</p>	2 doors	AC5540	36 x 18"	\$1484.	170	010 - Door lock + \$66. per pair of doors		
	3 doors	AC5541	55 x 18"	2168.	225			
	4 doors	AC5542	72 x 18"	2829.	285			
	5 doors	AC5543	90 x 18"	3769.	350			
	6 doors	AC5544	108. x 18"	4733.	420			
	2 doors	AC5545	36 x 24"	1634.	200			
	3 doors	AC5546	55 x 24"	2384.	250			
	4 doors	AC5547	72 x 24"	3130.	320			
	5 doors	AC5548	90 x 24"	4226.	390			
	6 doors	AC5549	108. x 24"	5646.	450			
	 <p>36" High Buffet Credenza Drawers and doors.</p>	2 doors / 1 drawer	AC5550	38.5 x 18"	\$2827.		240	010 - Door lock + \$66. per pair of doors 013 - Drawer lock + \$40. per pedestal
		4 doors / 2 drawers	AC5551	75.25 x 18"	4088.		300	
2 doors / 1 drawer		AC5554	38.5 x 24"	3109.	225			
4 doors / 2 drawers		AC5555	75.25 x 24"	4498.	375			
 <p>File Credenza</p>	4 file drawers.	AC5560	40.25 x 18"	\$2321.	225	012 - Drawer lock + \$86. per pedestal		
	6 file drawers.	AC5561	59.50 x 18"	2966.	300			
	8 file drawers.	AC5562	78.75 x 18"	3732.	350			
	4 file drawers.	AC5565	40.25 x 24"	2516.	250			
	6 file drawers.	AC5566	59.50 x 24"	3203.	325			
	8 file drawers.	AC5567	78.75 x 24"	4031.	375			
 <p>Combination Credenza</p> <p>Full pedestal. 2 doors, 4 box, and 2 file drawers. Adjustable shelf.</p>		AC5570	72 x 18"	\$3326.	350	010 - Door lock + \$66. per pair of doors 012 - Drawer lock + \$86. per pedestal		
		AC5571	72 x 24"	3660.	375			



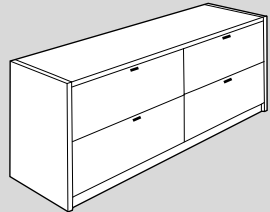
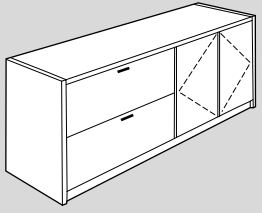
Refer to page 193
for General Info and Finishes.

		Style Number	Width x Depth	Knee Space	List Price	Ship Wt	Options (See back of book)
	Writing Credenza	AC5573	60 x 18"	21"	\$2769.	250	012 - Drawer lock + \$86. per pedestal 030 - Keyb'd.draw. + \$342. 033A -Grommet + \$55. 010 - Door lock + \$66. per pair of doors
		AC5574	66 x 18"	27"	2859.	275	
	Full pedestals. 4 box and two file drawers.	AC5575	72 x 18"	33"	2961.	300	
		AC5576	60 x 24"	21"	3101.	270	
		AC5577	66 x 24"	27"	3144.	300	
		AC5578	72 x 24"	33"	3262.	325	
	Writing Credenza	AC5581	96 x 18"	21"	\$3894.	420	
		AC5582	120 x 18"	45"	4442.	475	
	Full pedestals Four 36" lateral files.	AC5584	96 x 24"	21"	4438.	455	
		AC5585	120 x 24"	45"	4976.	495	
	<i>96" and 120" units are shipped KD</i>						
	High Profile Cabinet Credenza						
	3/4 pedestal. Adjustable shelf.						
	2 doors	AC5069	36 x 18"		\$1335.	150	
	3 doors	AC5370	55 x 18"		1950.	200	
	4 doors	AC5071	72 x 18"		2546.	250	
	High Profile Combination Credenza						
	3/4 pedestal. 2 doors, 2 box, and 2 file drawers. Adjustable shelf.	AC5008	72 x 18"		\$2993.	275	
	High Profile Writing Credenza						
		AC5307	60 x 18"	25"	\$2492.	180	
	3/4 pedestal. 2 box and 2 file drawers.	AC5308	66 x 18"	31"	2573.	195	
		AC5009	72 x 18"	37"	2665.	215	



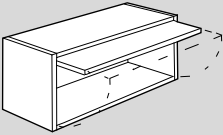
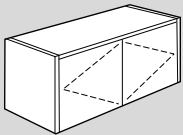


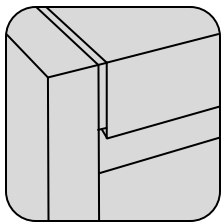
Activa

Files and Cabinets

	Style Number	Width x Depth	List Price	Ship Wt	Options (See back of book)
 <p>File 2 drawers. 29.5" high.</p>	AC5320	21 x 18"	\$1195.	90	010 - Door lock + \$66. per pair doors 012 - Drawer lock + \$86. per pedestal
	AC5321	21 x 24"	1333.	100	
 <p>Lateral File 2 drawers. 29.5" high.</p>	AC5325	32.5 x 18"	\$1718.	195	
	AC5326	38.5 x 18"	1768.	210	
	AC5466	32.5 x 24"	1890.	230	
	AC5467	38.5 x 24"	1946.	245	
 <p>Lateral File 4 drawers. 29.5" high.</p>	AC5329	62.5 x 18"	\$3353.	360	
	AC5330	74.5 x 18"	3429.	385	
	AC5475	62.5 x 24"	3685.	400	
	AC5476	74.5 x 24"	3912.	450	
 <p>Lateral File / Storage Credenza 2 lateral file drawers, 30" wide on 60" units; 36" wide on 72" units. 2 hinged doors. 29.5" OA height.</p>	AC5462	60 x 18"	\$3323.	310	
	AC5463	72 x 18"	3492.	335	
	AC5464	60 x 24"	3676.	350	
	AC5465	72 x 24"	3840.	400	

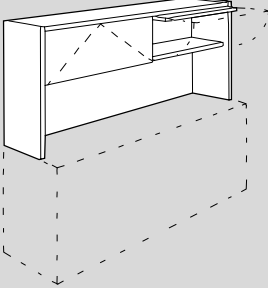
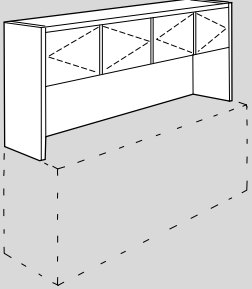
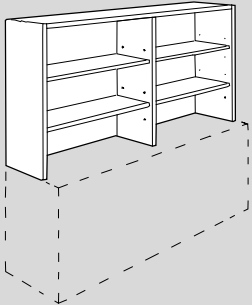
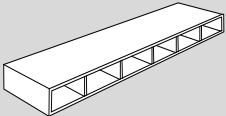
Refer to page 193
for General Info and Finishes.

		Style Number	Width x Depth	List Price	Ship Wt	Options (See back of book)	
	Lateral File 3 drawers. 41.5" high. Built-in anti-tilt mechanism.	AC5327	32.5 x 18"	\$2603.	255	012 -Drawer lock + \$86. per pedestal	
		AC5328	38.5 x 18"	2693.	275		
		AC5468	32.5 x 24"	2883.	275		
		AC5469	38.5 x 24"	3022.	300		
	Lateral File 4 drawers. 53" high. Built-in anti-tilt mechanism.	AC5470	32.5 x 18"	\$3425.	275		
		AC5471	38.5 x 18"	3714.	300		
		AC5472	32.5 x 24"	3837.	300		
		AC5473	38.5 x 24"	4158.	350		
	Wall Hung Cabinet with flipper doors. 18" OA height. 12.5" inside clearance. <i>For sizes not shown use price for next larger size.</i>			Doors:		011 -Door lock + \$66. per door	
		AC5350	30 x 14"	1	\$967.		55
		AC5351	36 x 14"	1	1050.		60
		AC5358	48 x 14"	2	1143.		70
		AC5353	55 x 14"	2	1300.		75
		AC5359	60 x 14"	2	1385.		80
		AC5356	72 x 14"	2	1452.		85
	Wall Hung Cabinet with hinged doors. 18" OA height. 15" inside clearance. <i>For sizes not shown use price for next larger size.</i>			Doors:		010 -Door lock + \$66. per pair doors	
		AC5610	30 x 14"	2	\$876.		55
		AC5611	36 x 14"	2	959.		60
		AC5618	48 x 14"	2	1053.		70
		AC5613	55 x 14"	3	1209.		75
		AC5619	60 x 14"	4	1294.		80
		AC5616	72 x 14"	4	1362.		85

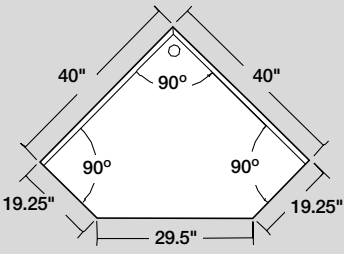
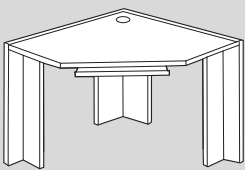
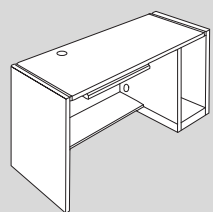
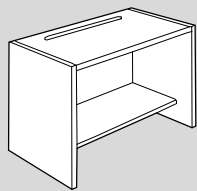
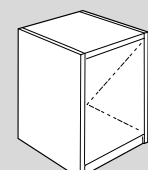
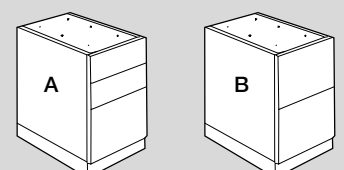


Activa

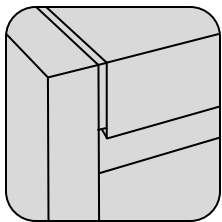
Wall Mounted Cabinets and Hutches

	Style Number	Width x Depth	No. of Doors	List Price	Ship Wt	Options (See back of book)
 <p>Flipper Door Hutch for credenzas. 42" OA height. 12.5" inside clearance on cabinet.</p> <p>Optional: 48" OA ht. +5%</p> <p><i>For sizes not shown use price for next larger size.</i></p>	AC5360	30 x 14"	1	\$1519.	130	010 - Door lock + \$66. per door 070 - Task lite w/ facia + \$309. 071 - Cork tackboard + \$32. per sq. ft. 072 - Grey fabric tkbd. + \$45. per sq. ft.
	AC5361	36 x 14"	1	1590.	135	
	AC5368	48 x 14"	2	2185.	140	
	AC5363	55 x 14"	2	2518.	145	
	AC5369	60 x 14"	2	2913.	155	
	AC5366	72 x 14"	2	3027.	170	
 <p>Hinged Door Hutch for credenzas. 42" OA height. 15" inside clearance on cabinet.</p> <p>Optional: 48" OA ht. +5%</p> <p><i>For sizes not shown use price for next larger size.</i></p>	AC5620	30 x 14"	2	\$1496.	130	
	AC5621	36 x 14"	2	1575.	135	
	AC5628	48 x 14"	2	2086.	140	
	AC5623	55 x 14"	3	2483.	145	
	AC5629	60 x 14"	4	2814.	155	
	AC5626	72 x 14"	4	2986.	170	
 <p>Open Hutch for credenzas. Adjustable shelves. 42" OA height.</p> <p><i>For sizes not shown use price for next larger size.</i></p>			Shelves			
	AC5380	30 x 14"	2	\$998.	145	
	AC5381	36 x 14"	2	1071.	150	
	AC5388	48 x 14"	2	1357.	155	
	AC5383	55 x 14"	4	1621.	160	
	AC5389	60 x 14"	4	1901.	170	
	AC5386	72 x 14"	4	2251.	185	
 <p>Organizer for underneath hutch. Black only. 4" high.</p>	AC5390	30 x 13"		\$454.	27	
	AC5391	36 x 13"		460.	30	
	AC5392	48 x 13"		499.	32	
	AC5393	55 x 13"		526.	42	
	AC5394	60 x 13"		602.	45	
	AC5395	72 x 13"		652.	50	

Refer to page 193
for General Info and Finishes.

		Style Number	Width x Depth	No. of Doors	List Price	Ship Wt	Options (See back of book)
 	<p>Corner Computer Table</p> <p>Working edge at 45 degrees. Keyboard drawer and grommet.</p> <p>For use by itself, or with returns shown on p. 306.</p>	<p>AC5040 AC5450</p>	<p>40 x 40" 48 x 48"</p>		<p>\$1871. 2528.</p>	<p>225 275</p>	
	<p>Open CPU Cabinet</p> <p>29.5" OA height. Supplied with keyboard drawer, shelf and grommet.</p> <p>Inside dimensions: 18" deep unit 7"W x 16.25"D x 22.5"H. 24" deep unit 7"W x 22.25"D x 22.5"H.</p>	<p>AC5051 AC5052 AC5053 AC5453 AC5454 AC5455</p>	<p>42 x 18" 48 x 18" 60 x 18" 42 x 24" 48 x 24" 60 x 24"</p>		<p>\$1789. 1908. 2027. 1966. 2099. 2230.</p>	<p>125 150 175 140 175 200</p>	
	<p>Printer Table with paper slot. 29.5" OA height.</p>	<p>AC5036 AC5037 AC5038</p>	<p>30 x 24" 36 x 24" 42 x 24"</p>		<p>\$1158. 1217. 1246.</p>	<p>70 80 90</p>	<p>030 - Keyboard drawer + \$342.</p>
	<p>Telephone Pedestal Touch Latch Hinged door with one adjustable shelf. Door hinged on left. 29.5" high.</p>	<p>AC5332 AC5459</p>	<p>19.5 x 18" 19.5 x 24"</p>		<p>\$862. 939.</p>	<p>70 80</p>	<p>A16 - No door. Less \$96. 010 - Door lock + \$66. A17 - Right side hinge. no add'l chg.</p>
	<p>Add-On Pedestal No top; for mounting in credenza or desk shell. 28" high.</p> <p>A - Box/box/file B - File/file</p>	<p>AC5333A AC5334A AC5333B AC5334B</p>	<p>17 x 18" 17 x 24" 17 x 18" 17 x 24"</p>		<p>\$943. 992. 943. 992.</p>	<p>75 80 75 80</p>	<p>012 - Drawer lock. + \$86. per pedestal 021 - F/F instead of B/B/F No add'l. chg.</p>

When ordering hutches, please indicate model number of credenza.

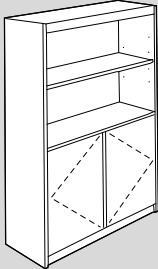
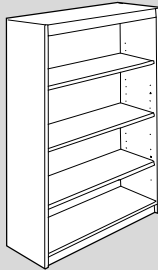



Activa

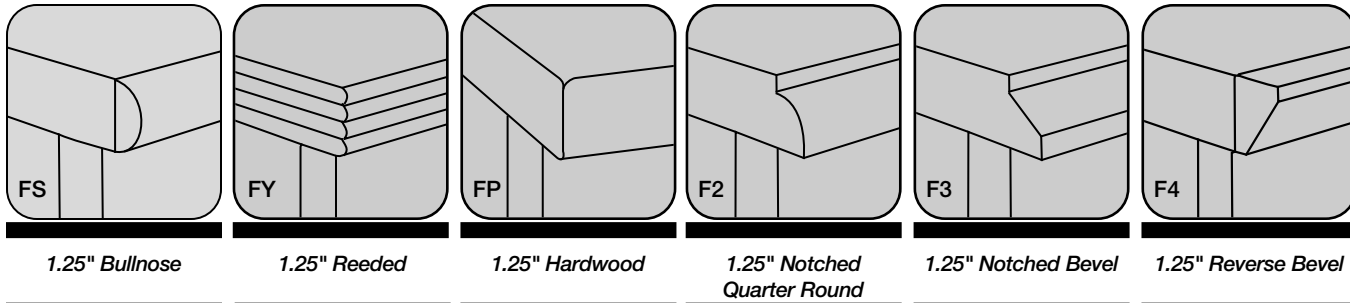
Wardrobes and Bookcases

	Style Number	OA Ht.	Adjust. Shelves	List Price	Ship Wt	Options (See back of book)	
<p>Wardrobe / Storage with shelf and rod. 2 doors.</p>							
	18" deep x 30" wide *	AC5336	72"	\$2803.	200	010 - Door lock + \$66. per pair of doors. A34 - No storage, all wardrobe Deduct \$331. *18" deep units shipped with coat hook instead of clothes rod.	
		AC5337	84"	2913.	210		
	18" deep x 36" wide *	AC5338	72"	2928.	220		
		AC5339	84"	3110.	240		
	24" deep x 30" wide	AC5176	72"	3118.	225		
		AC5177	84"	3262.	250		
	24" deep x 36" wide	AC5178	72"	3299.	255		
		AC5179	84"	3563.	285		
	<p>Open Bookcase with Hinged Door Cabinet Bookcase depth 12"</p>						
18" deep x 30" wide		AC5182	60"	2	\$2064.		180
		AC5181	72"	3	2306.	190	
		AC5180	84"	4	2567.	210	
18" deep x 36" wide		AC5185	60"	2	2255.	210	
		AC5184	72"	3	2494.	220	
		AC5183	84"	4	2761.	235	
24" deep x 30" wide		AC5170	60"	2	2288.	200	
		AC5171	72"	3	2648.	210	
		AC5172	84"	4	2890.	235	
24" deep x 36" wide		AC5173	60"	2	2498.	210	
		AC5174	72"	3	2769.	225	
		AC5175	84"	4	3130.	245	
<p>Open Bookcase with Lateral File Bookcase depth 12"</p>							
	18" deep x 32.5" wide	AC5085	60"	1	\$2430.	215	012 - Drawer lock + \$86. per pedestal
		AC5084	72"	2	2669.	225	
		AC5083	84"	3	2932.	235	
	18" deep x 38.5" wide	AC5088	60"	1	2601.	235	
		AC5087	72"	2	2773.	245	
		AC5086	84"	3	3020.	275	
	24" deep x 32.5" wide	AC5160	60"	1	2672.	235	
		AC5161	72"	2	2935.	245	
		AC5162	84"	3	3224.	260	
	24" deep x 38.5" wide	AC5163	60"	1	2861.	245	
		AC5164	72"	2	3076.	270	
		AC5165	84"	3	3431.	300	

Refer to page 193
for General Info and Finishes.

		Style Number	OA Ht.	Adjust. Shelves	List Price	Ship Wt	Options (See back of book)	
	Open Bookcase with Hinged Doors on Bottom. 12" deep. Note: Units up to 48" high have full doors.	30" wide	AC5436	30"	1	\$1103.	80	010 - Door lock + \$66. per pair of doors 061 - Ganging strip + \$73. 060 - 1.25" thick shelves + \$25. per shelf A49 - Additional 3/4" thick shelf for 30" wide unit add \$39. for 36" wide add \$44.
			AC5435	36"	2	1234.	85	
			AC5434	42"	2	1334.	95	
			AC5433	48"	2	1501.	110	
			AC5432	60"	2	1623.	145	
			AC5431	72"	3	1775.	165	
		36" wide	AC5430	84"	4	1945.	185	
			AC5446	30"	1	1155.	85	
			AC5445	36"	2	1282.	90	
			AC5444	42"	2	1390.	100	
			AC5443	48"	2	1558.	120	
			AC5442	60"	2	1710.	165	
			AC5441	72"	3	1833.	185	
			AC5440	84"	4	2025.	200	
	Open Bookcase 12" deep.	30" wide	AC5419	30"	1	\$762.	55	
			AC5418	36"	2	835.	70	
			AC5417	42"	2	946.	85	
			AC5416	48"	3	1085.	90	
			AC5415	60"	3	1267.	115	
			AC5414	72"	4	1441.	135	
			AC5413	84"	5	1675.	155	
			36" wide	AC5426	30"	1	835.	65
				AC5425	36"	2	946.	80
				AC5424	42"	2	1033.	95
				AC5423	48"	3	1267.	100
				AC5422	60"	3	1351.	125
				AC5421	72"	4	1566.	145
				AC5420	84"	5	1860.	165
	Open Horizontal Bookcase 12" deep.	42" wide	AC5150	30"	1	\$1173.	75	
			AC5151	48"	3	1654.	90	
		48" wide	AC5152	30"	1	1323.	85	
			AC5153	48"	3	1796.	100	
		60" wide	AC5154	30"	1	1547.	100	
			AC5155	48"	3	2225.	110	
		72" wide	AC5156	30"	1	1592.	115	
			AC5157	48"	3	2278.	125	

Proton



Proton is Arnold Action's offering of a lower priced desk. Its contemporary lines and flexibility place Proton very close to the ever popular Nova.

Production techniques enable users to tailor Proton's components to meet any specific task or business requirement. Standard features include six edge details and 18 finish colors. Components are offered in many sizes, finishes, and configurations.

Tops are 1.25" thick, of three ply balanced construction using Walnut, Sapele, Oak, Maple, and Cherry veneers in a "reverse slip match" fashion. Leading edges are in your choice of six edge details: Bullnose, Reeded, Hardwood, Notched Quarter Round, Notched Bevel, or Reverse Bevel. The Reeded and Hardwood edges wrap around all four sides of the top; all other edges are flat on the sides.

Cases are of .75" construction throughout. All units have finished backs.

Drawers are .5" vinyl clad wood with .188" vinyl clad wood bottoms. Drawers are of four sided mitre construction. Filing is letter front to back, and legal side to side.

Drawer Fronts are .75" thick, 3-ply construction with self pull type finger pulls machined into the drawer ends. Lateral file drawers have edge mounted tab pulls. Wardrobes have cylinder pulls mounted on the door face. The pulls are offered in black, chrome, or brass finish. Veneers are applied vertically.

Suspensions are of the ball bearing type with file drawers having full extension tracks.

Locks are optional on all units.

Grommets are standard on EDP support furniture and optional on all other units.

Veneers on all exterior surfaces are "A" grade select in plain sliced White Oak, American Black Walnut, Cherry, White Maple, and slip-matched Sapele (Ribbon-type Mahogany).

Finishes are in a variety of 18 stained finishes listed below. A semi-open pore finish; 50° sheen, alcohol and water resistant top coat is standard.

Royal Walnut #101	Medium Cherry #400
Cordovan Walnut #102	Light Cherry #401
Senator Walnut #104	Victorian Cherry #402
Cappuccino Walnut #105	Red Cherry #404
	Classic Cherry #406
Natural Oak #200	English Cherry #408
Harvest Oak #201	
	Light Anigre #603*
Mahogany #300	
Cherry Mahogany #301	Natural White Maple #700
Scarlet Mahogany #303	Pear Wood on Maple #701

* Items in Anigre veneer are available at a 15% upcharge.

Two-tone Finishes that accent the leading edge are available at a 5% upcharge.

Special Finish matches are available at a slight upcharge.

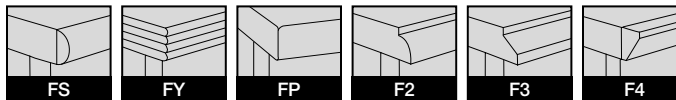
Plastic Laminate top surfaces, in your choice from Pionite, Nevamar, Formica, or Wilsonart are available at no additional charge.

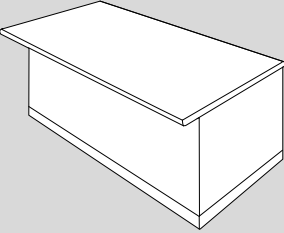
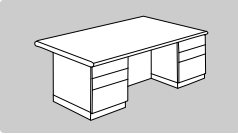
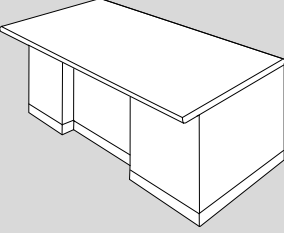
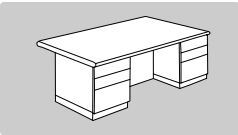
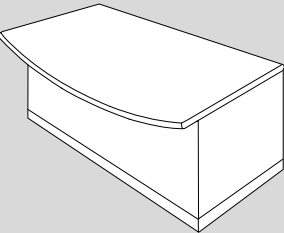
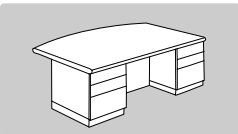
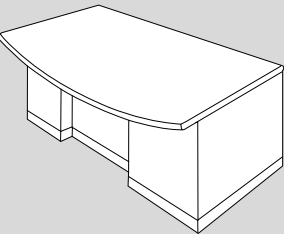
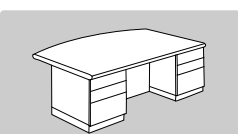
Specific Options -- appear in the right hand column on each page and pertain only to those specific units. A more detailed description of some of these options appears on the back of book.

Custom Configurations of workstations and credenzas are available. Submit your special requirements with dimensions to Arnold Action, or to your Sales Representative, for a quotation.

Proton

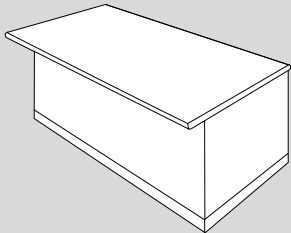
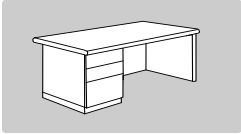
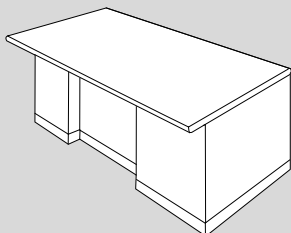
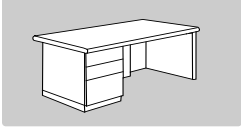
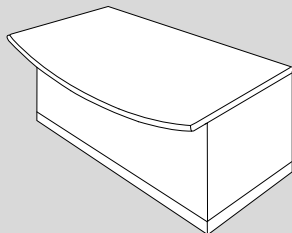
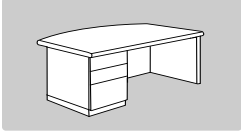
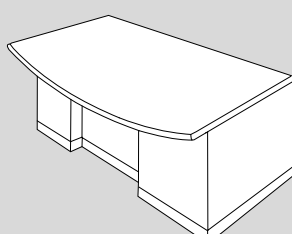
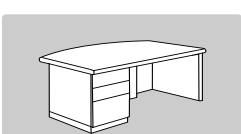
Pedestal Desks



		Style Number	Width x Depth	Knee Space	List Price	Ship Wt	Options (See back of book)
	<p>Double Pedestal Desk Straight Front Box/box/file pedestals. Top overhang on front only; flush sides.</p> 	AP4000-__	60 x 30"	30"	\$2636.	280	012 - Pedestal lock + \$86. 013 - Center Drawer lock + \$40. 020 - Center Drawer + \$184. 030 - Keyb'd drawer + \$342. 033A - Grommet + \$55.
		AP4002-__	66 x 30"	36"	2679.	300	
		AP4001-__	72 x 36"	42"	2878.	320	
		AP4003-__	84 x 36"	42"	3179.	350	
	<p>Double Pedestal Desk Shadowbox Front Box/box/file pedestals. Top overhang on front only; flush sides.</p> 	AP4005-__	60 x 30"	30"	\$2769.	280	
		AP4006-__	66 x 30"	36"	2824.	300	
		AP4007-__	72 x 36"	42"	3015.	320	
		AP4008-__	84 x 36"	42"	3323.	350	
	<p>Double Pedestal Desk Bowfront Top Straight Front Box/box/file pedestals. Top overhang on front only; flush sides.</p> 	AP4010-__	66 x 36 x 30"	36"	\$2961.	300	
		AP4011-__	72 x 42 x 36"	42"	3166.	320	
		AP4012-__	84 x 42 x 36"	42"	3467.	350	
	<p>Double Pedestal Desk Bowfront Top Shadowbox Front Box/box/file pedestals. Top overhang on front only; flush sides.</p> 	AP4013-__	66 x 36 x 30"	36"	\$3046.	300	
		AP4014-__	72 x 42 x 36"	42"	3250.	320	
		AP4015-__	84 x 42 x 36"	42"	3588.	350	

Specify suffix **FS, FY, FP, F2, F3, or F4** after style number for edge detail.
FS = 1.25" Bullnose **FY** = 1.25" Reeded **FP** = 1.25" Hardwood
F2 = 1.25" Notched Quarter Round **F3** = 1.25" Notched Bevel
F4 = 1.25" Reverse Bevel

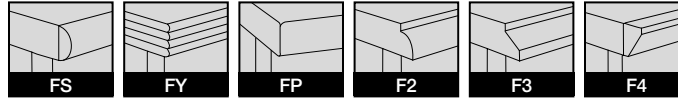
Refer to page 207
for General Info and Finishes.

		Style Number	Width x Depth	Knee Space	List Price	Ship Wt	Options (See back of book)		
	<p>Single Pedestal Desk Straight Front Box/box/file pedestal. 48" & 54" not for returns. Top overhang on front only; flush sides.</p> 	AP4060-__	48 x 24"	31"	\$1914.	160	012 - Pedestal lock + \$86. 013 - Center Drawer lock + \$40. 020 - Center Drawer + \$184. 030 - Keyb'd drawer + \$342. 033A - Grommet + \$55.		
		AP4061-__	54 x 30"	37"	1956.	180			
		AP4062-__	60 x 30"	26"	2107.	190			
		AP4063-__	66 x 30"	32"	2276.	200			
		AP4064-__	66 x 36"	32"	2347.	210			
		AP4065-__	72 x 36"	38"	2444.	220			
		AP4066-__	78 x 36"	44"	2745.	240			
				w/19" returns					
	<p>Single Pedestal Desk Shadowbox Front Box/box/file pedestal. Top overhang on front only; flush sides.</p> 	AP4050-__	60 x 30"	26"	\$2263.	190			
		AP4051-__	66 x 30"	32"	2408.	200			
		AP4052-__	66 x 36"	32"	2474.	210			
		AP4053-__	72 x 36"	38"	2582.	220			
		AP4054-__	78 x 36"	44"	2878.	240			
						w/19" returns			
	<p>Single Pedestal Desk Bowfront Top Straight Front Box/box/file pedestal. Pull-out dictation shelf. Top overhang on front only; flush sides.</p> 	AP4025-__	66 x 36 x 30"	32"	\$2577.	210			
		AP4026-__	66 x 42 x 36"	32"	2648.	220			
		AP4027-__	72 x 42 x 36"	38"	2745.	230			
		AP4028-__	78 x 42 x 36"	44"	3046.	250			
						w/19" returns			
	<p>Single Pedestal Desk Bowfront Top Shadowbox Front Box/box/file pedestal. Pull-out dictation shelf. Top overhang on front only; flush sides.</p> 	AP4020-__	66 x 36 x 30"	32"	\$2636.	210			
		AP4021-__	66 x 42 x 36"	32"	2703.	220			
		AP4022-__	72 x 42 x 36"	38"	2977.	230			
		AP4023-__	78 x 42 x 36"	44"	3106.	250			
						w/19" returns			

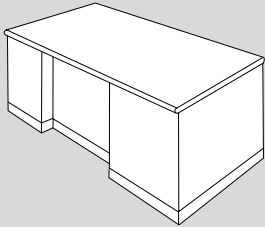
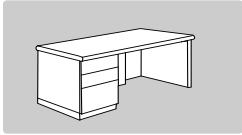
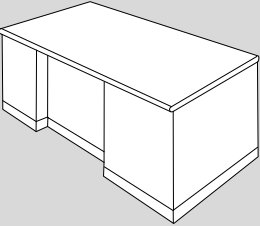
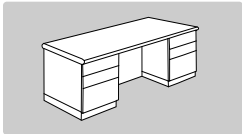
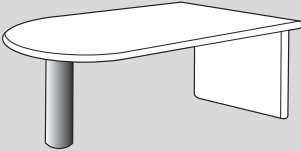
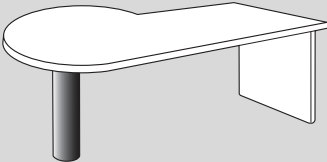
Single Pedestal Desks are for use alone or with any return shown on page 211. Please specify left or right pedestal.

Specify suffix FS, FY, FP, F2, F3, or F4 after style number for edge detail.
 FS = 1.25" Bullnose FY = 1.25" Reeded FP = 1.25" Hardwood
 F2 = 1.25" Notched Quarter Round F3 = 1.25" Notched Bevel
 F4 = 1.25" Reverse Bevel

Proton

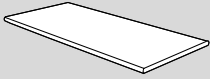
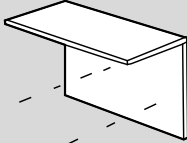
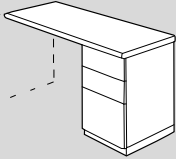
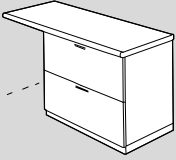
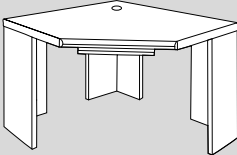


Desks and Returns

		Style Number	Width x Depth	Knee Space	List Price	Ship Wt	Options (See back of book)	
	<p>Single Ped. Cube Desk Shadowbox Front Box/box/file pedestal. No overhang; flush sides.</p> 	AP4030-__	60 x 30"	26"	\$2474.	190	<p>012 - Pedestal lock + \$86. 013 - Center Drawer lock + \$40. 020 - Center Drawer + \$184. 030 - Keyb'd drawer + \$342. 033A - Grommet + \$55.</p>	
		AP4031-__	66 x 30"	32"	2618.	200		
		AP4032-__	66 x 36"	32"	2685.	210		
		AP4033-__	72 x 36"	38"	2793.	220		
	<p>Double Ped. Cube Desk Shadowbox Front Box/box/file pedestals. No overhang; flush sides.</p> 	AP4035-__	60 x 30"	30"	\$2980.	280		
		AP4036-__	66 x 30"	36"	3034.	300		
		AP4037-__	66 x 36"	36"	3149.	320		
		AP4038-__	72 x 36"	42"	3227.	350		
	<p>Bullet End Table Desk 6" dia. black cylinder. For use with any return shown on page 325 Specify bullet end left or right.</p>	AP4070-__	66 x 36"	26"	\$2194.	145	<p>013 - Center Drawer lock + \$40. 020 - Center drawer + \$184. 030 - Keyb'd drawer + \$342. 033A - Grommet + \$55. A23 - B/B/F pedestal instead of cylinder base + \$433.</p>	
		AP4071-__	72 x 36"	32"	2217.	155		
		AP4072-__	84 x 36"	44"	2464.	175		
	<p>Expanded Bullet End Table Desk Self supported. 6" dia. black cylinder. For use with any return shown on page 325 Specify bullet end left or right.</p>	AP4073-__	66 x 36"	26"	\$2374.	150		
		AP4074-__	72 x 36"	32"	2398.	160		
		AP4075-__	84 x 36"	44"	2645.	180		

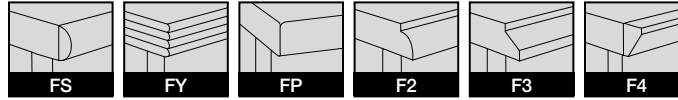
Specify suffix **FS, FY, FP, F2, F3, or F4** after style number for edge detail.
FS = 1.25" Bullnose **FY** = 1.25" Reeded **FP** = 1.25" Hardwood
F2 = 1.25" Notched Quarter Round **F3** = 1.25" Notched Bevel
F4 = 1.25" Reverse Bevel

Refer to page 207
for General Info and Finishes.

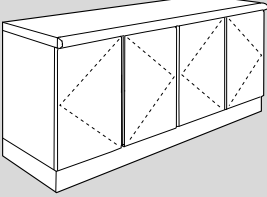
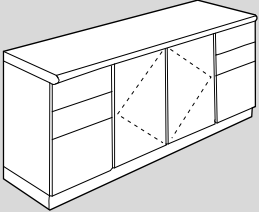
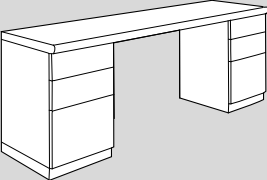
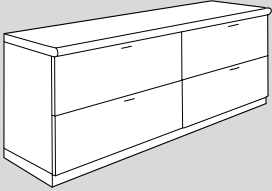

	Style Number	Width x Depth	Knee Space	List Price	Ship Wt	Options (See back of book)	
 <p>Credenza/Bridge Top Tops have 1.25" hardwood edge with a configured edge on one long side.</p>	AP4080-__	42 x 19"		\$482.	18	030 - Keyboard drawer + \$342. 031 - Articulating arm + \$458. 032 - Mini keyboard arm + \$418. 033A - Grommet + \$55.	
	AP4081-__	48 x 19"		541.	28		
	AP4082-__	60 x 19"		650.	38		
	AP4085-__	42 x 25"		541.	21		
	AP4086-__	48 x 25"		602.	32		
	AP4087-__	60 x 25"		722.	44		
 <p>Bridge Return For connecting a single pedestal desk with a credenza to create a U workstation.</p>	AP4090-__	42 x 19"		\$915.	65		
	AP4091-__	48 x 19"		964.	75		
	AP4092-__	54 x 19"		1011.	85		
	AP4093-__	60 x 19"		1072.	90		
	AP4095-__	42 x 25"		976.	70		
	AP4096-__	48 x 25"		1032.	85		
	AP4097-__	54 x 25"		1072.	90		
	AP4098-__	60 x 25"		1131.	95		
 <p>Return with box/box/file pedestal No modesty panel.</p> <p>Specify left or right return, and executive or secretarial height.</p>	AP4112-__	42 x 19"	26"	\$1385.	100	012 - Ped. lock +\$86. 030 - Keyboard drawer + \$342. 031 - Articulating arm + \$458. 032 - Mini keyboard arm + \$418. 033A - Grommet + \$55. A44 - Modesty Panel + \$209.	
	AP4110-__	48 x 19"	32"	1505.	105		
	AP4111-__	60 x 19"	44"	1613.	115		
	AP4115-__	42 x 25"	26"	1679.	110		
	AP4113-__	48 x 25"	32"	1800.	118		
	AP4114-__	60 x 25"	44"	1914.	130		
 <p>Return with 36" lateral file No modesty panel.</p> <p>Specify left or right return, and executive or secretarial height.</p> <p><i>For 30" wide lateral file deduct \$158. list.</i></p>	AP4116-__	48 x 19"	11"	\$1985.	200	012 - Pedestal lock + \$86. 033A - Grommet + \$55. A44 - Modesty Panel + \$209.	
	AP4117-__	60 x 19"	21"	2107.	210		
	AP4118-__	48 x 25"	11"	2058.	205		
	AP4119-__	60 x 25"	21"	2185.	215		
 <p>Computer Corner Table with keyboard drawer and grommet.</p> <p>4120 has 30" wide angled work edge and 19" ends.</p> <p>4121 has 36" wide angled work edge and 25" ends.</p>	AP4120-__	40 x 40"		\$1806.	190		
	AP4121-__	48 x 48"		2402.	215		

Specify suffix **FS, FY, FP, F2, F3, or F4** after style number for edge detail.
FS = 1.25" Bullnose **FY** = 1.25" Reeded **FP** = 1.25" Hardwood
F2 = 1.25" Notched Quarter Round **F3** = 1.25" Notched Bevel
F4 = 1.25" Reverse Bevel

Proton



Credenzas and Rear Units

		Style Number	Width x Depth	No. of Doors	List Price	Ship Wt	Options (See back of book)
 <p>Cabinet Credenza 29" high. 1 adjustable shelf behind each pair of doors.</p> <p><i>3 door units - Single door is on left unless otherwise specified. 105" wide unit shipped KD.</i></p>		AP4210-__	35 x 19"	2	\$1385.	135	010 - Door lock + \$ 66. per pair doors
		AP4211-__	42 x 19"	2	1566.	150	
		AP4212-__	53 x 19"	3	2168.	190	
		AP4213-__	70.5 x 19"	4	2408.	240	
		AP4214-__	105 x 19"	6	4334.	400	
		AP4215-__	35 x 25"	2	1553.	160	
		AP4216-__	42 x 25"	2	1867.	180	
		AP4217-__	53 x 25"	3	2528.	220	
		AP4218-__	70.5 x 25"	4	2709.	280	
		AP4219-__	105 x 25"	6	4936.	425	
 <p>Combination Credenza 2 doors, 2 file and 4 box drawers.</p>		AP4205-__	60 x 19"	2	\$2769.	275	010 - Door lock + \$66. per pair doors 012 - Pedestal lock + \$86. per pedestal
		AP4200-__	70.5 x 19"	2	2949.	300	
		AP4206-__	60 x 25"	2	3070.	300	
		AP4201-__	70.5 x 25"	2	3250.	325	
 <p>Writing Credenza 4 box and 2 file drawers.</p>		AP4220-__	60 x 19"		\$2288.	185	012 - Pedestal lock +\$86. per ped. 013 - Center drawer lock + \$40. 020 - Center drawer + \$184. 030 - Keyb'd drawer + \$342. 033A - Grommet+\$55. A44 - Modesty panel + \$329.
		AP4221-__	70.5 x 19"		2589.	195	
		AP4223-__	60 x 25"		2450.	200	
		AP4224-__	70.5 x 25"		2643.	225	
 <p>Lateral File 4 drawers.</p> <p><i>Filing is side to side, adjustable letter and legal.</i></p>		AP4226-__	61 x 19"		\$2745.	340	012 - Pedestal lock + \$86. per pedestal
		AP4227-__	73 x 19"		2980.	365	
		AP4228-__	61 x 25"		3070.	375	
		AP4229-__	73 x 25"		3124.	400	
 <p>Lateral File 2 drawers.</p> <p><i>Filing is side to side, adjustable letter and legal. Shipped with anti-tilt safety system.</i></p>		AP4230-__	30.5 x 19"		\$1559.	170	
		AP4231-__	36.5 x 19"		1679.	185	
		AP4232-__	30.5 x 25"		1745.	205	
		AP4233-__	36.5 x 25"		1854.	225	

All Credenzas and Rear Units may be used freestanding, or as a component in a U Workstation.

Specify suffix FS, FY, FP, F2, F3, or F4 after style number for edge detail.

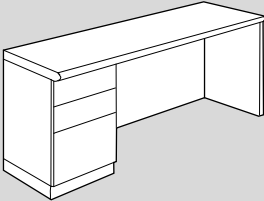
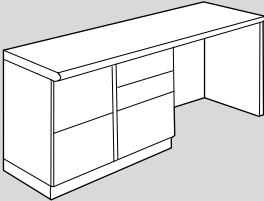
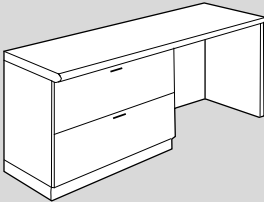
FS = 1.25" Bullnose FY = 1.25" Reeded FP = 1.25" Hardwood

F2 = 1.25" Notched Quarter Round F3 = 1.25" Notched Bevel

F4 = 1.25" Reverse Bevel

Arnold Action

Refer to page 207
for General Info and Finishes.

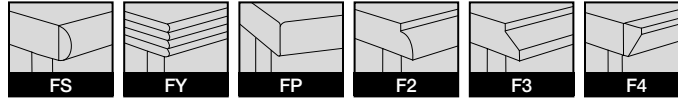
	Style Number	Width x Depth	Knee Space	List Price	Ship Wt	Options (See back of book)	
 <p>Rear Unit One box, box, file pedestal.</p> <p><i>Specify pedestal on left or right.</i></p> <p><i>If part of a U unit request "connector" plate.</i></p>	AP4130-__	60 x 19"	42"	\$1926.	165	012 - Pedestal lock + \$86. per ped. 013 - Center drawer lock + \$40. 020 - Center drawer + \$184. 030 - Keyb'd drawer + \$342. 031 - Articulating arm + \$458. 032 - Mini keyboard arm + \$418. 033A - Grommet + \$55.	
	AP4131-__	66 x 19"	48"	1985.	175		
	AP4132-__	72 x 19"	54"	2129.	185		
	AP4134-__	60 x 25"	42"	2041.	190		
	AP4135-__	66 x 25"	48"	2089.	200		
	AP4136-__	72 x 25"	54"	2241.	210		
 <p>Rear Unit One box, box, file pedestal and one file, file pedestal.</p> <p><i>Specify pedestal on left or right.</i></p> <p><i>If part of a U unit request "connector" plate.</i></p>	AP4140-__	60 x 19"	26"	\$2528.	225		
	AP4141-__	66 x 19"	32"	2643.	235		
	AP4142-__	72 x 19"	38"	2709.	245		
	AP4144-__	60 x 25"	26"	2782.	235		
	AP4145-__	66 x 25"	32"	2883.	245		
	AP4146-__	72 x 25"	38"	2980.	255		
 <p>Rear Unit One 36" lateral file pedestal.</p> <p>For 30" lateral files deduct \$150.</p> <p><i>Specify pedestal on left or right.</i></p> <p><i>If part of a U unit request "connector" plate.</i></p>	AP4150-__	60 x 19"	22"	\$2523.	235		
	AP4151-__	66 x 19"	28"	2636.	245		
	AP4152-__	72 x 19"	34"	2703.	255		
	AP4154-__	60 x 25"	22"	2775.	265		
	AP4155-__	66 x 25"	28"	2878.	275		
	AP4156-__	72 x 25"	34"	2993.	285		

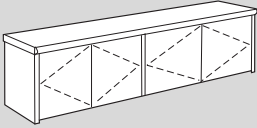
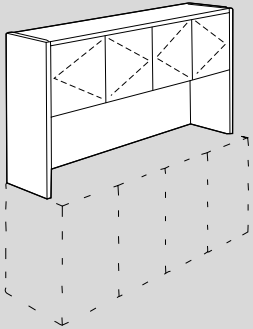
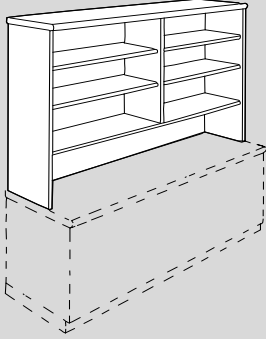
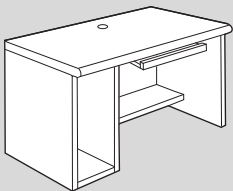
All Credenzas and Rear Units may be used freestanding, or as a component in a U Workstation.

Specify suffix FS, FY, FP, F2, F3, or F4 after style number for edge detail.
 FS = 1.25" Bullnose FY = 1.25" Reeded FP = 1.25" Hardwood
 F2 = 1.25" Notched Quarter Round F3 = 1.25" Notched Bevel
 F4 = 1.25" Reverse Bevel

Proton

Cabinets, Hutches,
Computer Tables,
Bookcases

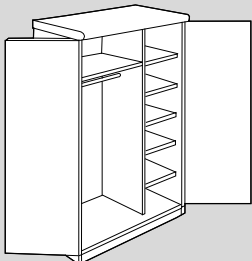
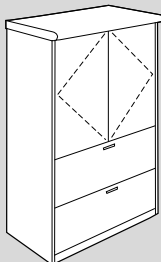



	Style Number	Width x Depth	No. of Doors	List Price	Ship Wt	Options (See back of book)
 <p>Wall Hung Cabinet with hinged doors. Inside ht. 13.5" Inside depth 12" Outside ht. 18"</p> <p><i>For flipper doors add \$75. list per door.</i></p>	AP4300-__	30 x 15"	2	\$1071.	50	010 - Door lock + \$66. per pair doors
	AP4301-__	35 x 15"	2	1181.	60	
	AP4302-__	53 x 15"	3	1580.	70	
	AP4303-__	60 x 15"	4	1803.	80	
	AP4304-__	70.5 x 15"	4	1867.	95	
 <p>Hinged Door Hutch for credenzas. OA ht. 42". Inside cabinet ht. 13.5" Inside cabinet depth 12". Optional: 54" OA ht. + 15%</p> <p><i>When ordering Hutches please indicate model number of credenza.</i></p> <p><i>For flipper doors add \$75. list per door.</i></p>	AP4310-__	30 x 15"	2	\$1319.	70	010 - Door lock + \$66. per pair doors 070 - Task light with facia + \$309. 072 - Grey fabric tackboard + \$45. sq. ft
	AP4311-__	35 x 15"	2	1360.	95	
	AP4312-__	53 x 15"	3	2168.	150	
	AP4313-__	60 x 15"	4	2408.	160	
	AP4314-__	70.5 x 15"	4	2643.	175	
 <p>Binder/Bookcase Hutch for credenzas. OA ht. 54"</p> <p>Optional: 42" OA ht. Deduct 10%</p> <p><i>When ordering Hutches please indicate model number of credenza.</i></p>	AP4320-__	30 x 15"		\$1186.	70	
	AP4321-__	35 x 15"		1251.	95	
	AP4322-__	53 x 15"		2095.	150	
	AP4323-__	60 x 15"		2760.	160	
	AP4324-__	70.5 x 15"		2884.	175	
 <p>CPU Cabinet 29.5" high with keyboard drawer, and grommet.</p>	AP4345-__	36 x 25"		\$1906.	120	100 - Chr. or brass casters + \$100.
	AP4346-__	42 x 25"		1993.	125	
	AP4347-__	48 x 25"		2080.	130	

Specify suffix **FS, FY, FP, F2, F3, or F4** after style number for edge detail.
FS = 1.25" Bullnose **FY** = 1.25" Reeded **FP** = 1.25" Hardwood
F2 = 1.25" Notched Quarter Round **F3** = 1.25" Notched Bevel
F4 = 1.25" Reverse Bevel

Arnold Action

Refer to page 207
for General Info and Finishes.

	Style Number	OA Ht.	Adj. Shelves	List Price	Ship Wt	Options (See back of book)	
	Storage/Wardrobe						*19" deep units are shipped with coat hook instead of clothes rod.
	Two doors. 1/3 storage w/shelves. 2/3 wardrobe w/shelf & coat carrier.						
	30.5" wide x 19" deep	*AP4240-__	72"	4	\$2662.	185	O10 - Door lock + \$66. per pair of doors A34 - No storage in wardrobe Deduct \$300.
		*AP4241-__	84"	5	2811.	195	
	36.5" wide x 19" deep	*AP4242-__	72"	4	2818.	215	
		*AP4243-__	84"	5	3036.	235	
	30.5" wide x 25" deep	AP4245-__	72"	4	3105.	215	
		AP4244-__	84"	5	3233.	225	
	36.5" wide x 25" deep	AP4247-__	72"	4	3269.	245	
		AP4248-__	84"	5	3486.	265	
	Storage w/Lateral Files						
	30.5" wide x 19" deep	AP4250-__	60"	2	\$3151.	195	O10 - Door lock + \$66. per pair of doors O12 - Pedestal lock + \$86.
		AP4251-__	72"	3	3384.	205	
		AP4252-__	84"	4	3768.	240	
	36.5" wide x 19" deep	AP4255-__	60"	2	3263.	210	
		AP4256-__	72"	3	3520.	230	
		AP4257-__	84"	4	3907.	255	
	30.5" wide x 25" deep	AP4260-__	60"	2	3528.	225	
		AP4261-__	72"	3	3789.	235	
		AP4262-__	84"	4	4214.	270	
	36.5" wide x 25" deep	AP4265-__	60"	2	3612.	240	
		AP4266-__	72"	3	3944.	270	
	AP4267-__	84"	4	4376.	285		
	Open Bookcase						
	30.5" wide	AP4270-__	30"	1	\$755.	50	O60 - 1.25" thick shelves + \$21. per shelf O61 - Ganging strip + \$73. each A32 - 15" deep unit + 20%
	11" deep (inside)	AP4271-__	36"	2	843.	65	
	13" OA depth	AP4272-__	42"	2	1024.	80	
		AP4273-__	48"	3	1132.	85	
	For 30" high doors	AP4274-__	60"	3	1265.	100	A49 - Additional 3/4" shelf for 30.5" w units add \$39. for 36.5" w units add \$44.
	in lower section add \$280.	AP4275-__	72"	4	1418.	120	
		AP4276-__	84"	5	1558.	130	
		AP4277-__	96"	6	1654.	150	
		AP4280-__	30"	1	\$807.	60	
	36.5" wide	AP4281-__	36"	2	926.	75	
	11" deep (inside)	AP4282-__	42"	2	1080.	90	
	13" OA depth	AP4283-__	48"	3	1169.	95	
		AP4284-__	60"	3	1325.	110	
	For 30" high doors	AP4285-__	72"	4	1535.	130	
in lower section add \$295.	AP4286-__	84"	5	1704.	140		
	AP4287-__	96"	6	1777.	160		

Specify suffix FS, FY, FP, F2, F3, or F4 after style number for edge detail.
 FS = 1.25" Bullnose FY = 1.25" Reeded FP = 1.25" Hardwood
 F2 = 1.25" Notched Quarter Round F3 = 1.25" Notched Bevel
 F4 = 1.25" Reverse Bevel

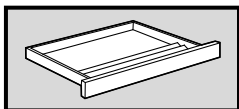
Options

Locks

- 010** - Door lock + \$66.
for each pair of doors.
- 011** - Door lock + \$66.
for each individual door.
- 012** - Drawer lock + \$86.
per pedestal.
- 013** - Center drawer lock + \$40.
Lock for center drawer on desks.

Drawers and Pedestals

- 020** - Center drawer for desk + \$184.
22" wide.

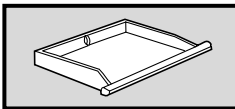


- 021** - File/file pedestal instead of B/B/F.
No additional charge.
- 022** - Horizontal wood finger pulls + \$78.
per drawer.
- 024** - Stationery cabinet
instead of box/box/file pedestal.
No additional charge


Computer Accessories

- 026** - Oversized keyboard drawer + \$390.
Accommodates keyboard and mouse.
Inside dimensions: 27"W x 12"D x 2" H

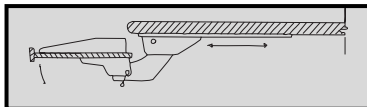
- 030** - Pull-out keyboard drawer + \$342.
Inside dimensions: 22"W x 12"D x 2"H.
Available for conference tables, desk
height returns (48" or longer), writing
credenzas, and storage units.



- 031** - Full articulating keyboard arm + \$458.
Available for any 21" deep desk high
surface. Comes with wrist rest and
swing out mouse pad. Swivels side to
side and tilts toward user. Mouse pad
may be mounted on left or right.

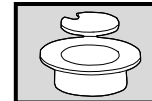


- 032** - Mini keyboard arm + \$418.
Mini arms are available for any 20" deep
desk height surface. Swivel base allows
unit to swing to left or right.
Shelf size: 20" wide x 10" deep.



- 032a** Mini keyboard arm same as 032
except 28" wide shelf accommodates
keyboard and mouse. + \$475.

- 033-** 1.75" diameter
grommet with cap
*Please order by
complete model
number below*

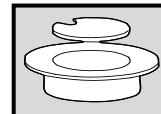


*If no model number is given #033-A will
be supplied.*

- | | | |
|--------|-------------------|----------|
| 033-A* | Black Plastic | + \$55. |
| 033-B | Matte Black Metal | + \$110. |
| 033-C | Polished Chrome | + \$110. |
| 033-D | Satin Chrome | + \$110. |
| 033-E | Polished Brass | + \$120. |
| 033-F | Antique Brass | + \$120. |
| 033-G | Satin Nickel | + \$120. |

*Due to slight variances in grommet
hole size a plastic grommet cannot be
swapped for a metal grommet after the
hole has been cut and vice-versa.

- 034-** 2.75" diameter
grommet with cap
*Please order by
complete model
number below*



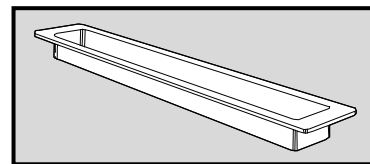
*If no model number is given #034-A will
be supplied.*

- | | | |
|--------|-------------------|----------|
| 034-A* | Black Plastic | + \$67. |
| 034-B | Matte Black Metal | + \$130. |
| 034-C | Polished Chrome | + \$130. |
| 034-D | Satin Chrome | + \$130. |
| 034-E | Polished Brass | + \$140. |
| 034-F | Antique Brass | + \$140. |
| 034-G | Satin Nickel | + \$140. |
| 034-H* | White Maple | + \$140. |
| 034-I* | White Oak | + \$140. |

*Due to slight variances in grommet
hole size a plastic grommet cannot be
swapped for a metal or wood grommet,
nor can a wood grommet be swapped
for a metal grommet after the hole has
been cut and vice-versa.

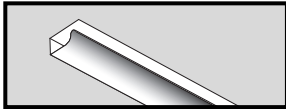
*Sorry, wood grommets are only
available in white maple and white oak.*

- 035** -

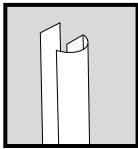


- Multiple cable feed grommet + \$126.
17" wide x 1.25"

-
- 036** - Black plastic cable raceway for Horizontal use + \$8. per linear ft. 1 1/2 x 1". Ideal for managing computer and electric wires.



-
- 036a** - Black Plastic cable raceway for a leg or Vertical surface \$18. per 26" length.



Can be attached to any surface with double sided tape (included).

**Option 049 -
Service doors for bases
see page 288**

Bookcases

- 060** - 1.25" thick shelves instead of standard .75" thick shelves. + \$25. per shelf.
- 061** - Feature strips for ganging + \$73. each Strips .5" wide. For bookcases units all having the same depth.

Hutch Accessories

- 070** - Task light with fascia + \$309.
- 071** - Cork tackboard + \$32. per square foot
- 072** - Fabric tackboard + \$45. per square foot. Grey Mix #238, Wheat #130, or Black #408

Desks

- 081** - Wraparound modesty panel for bullet desks. + \$1084.

Credenzas

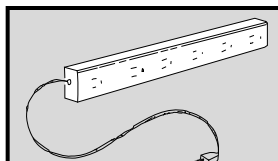
- 090** - 2 cubic ft. refrigerator + \$1323. Can fit within most single door units. Consult factory for dimensions and fit.

Casters

- 100** - Black, brass, or chrome casters. Black casters are standard. + \$100. for set of 4

Electrical Equipment

- 139** - Multi-outlet strip w/circuit breaker.+ \$66 Mounted to underside of desk/return.



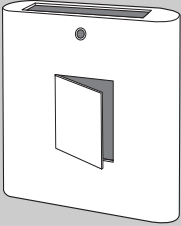
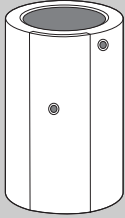

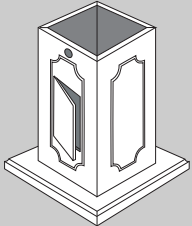
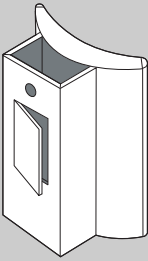
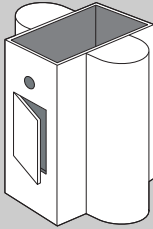
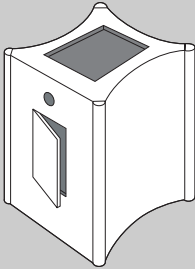
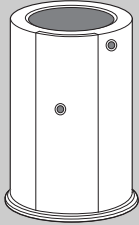

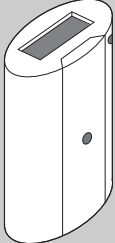
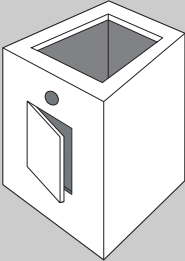
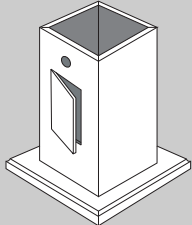
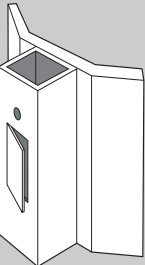
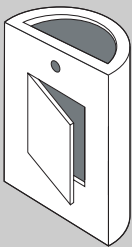
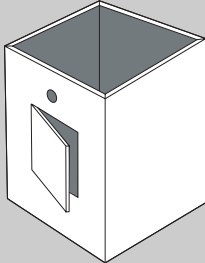
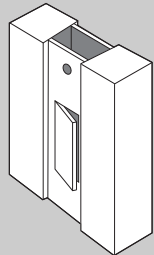
**Options 140 to 178 -
Power, data and voice options
see page 289**

Finishes: Optional and Special

- 200** - Plastic laminate top. No additional chg. Your choice of Nevamar, Formica, or WilsonArt or Pionite.
- 201** - Color match. + \$83, net minimum or 15% per match. \$1. - \$1000. - net min. \$100. or 15% \$1001. - \$5000. add 10% \$5000. or over add 5%
- 202** - Gloss plastic laminate top + 20%.

Options: Service Doors for Bases

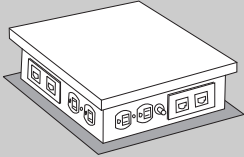
Option 049 - + \$290. list. Hinged and removable service door in table pedestal base/leg for wire management access.
Not all bases are appropriate for each Power, Data, Voice unit. Contact factory with any questions.

 <p>049-A DC Base with hinged door</p>	 <p>049-B Cylinder with removable door</p>	 <p>049-C Center Panel with hinged door</p>	 <p>049-D Square Column with hinged door</p>
 <p>049-E Crescent with hinged door</p>	 <p>049-F Extended DC Base with hinged door</p>	 <p>049-G Concave with hinged door</p>	 <p>049-H Trans. Cylinder w/ removable door</p>
 <p>049-I End Panel with hinged door</p>	 <p>049-J Oval Panel with removable door</p>	 <p>049-K Polygon with hinged door</p>	 <p>049-L Transitional Column w/ hinged door</p>
 <p>049-M Folded Panel with hinged door</p>	 <p>049-N Half Cylinder with hinged door</p>	 <p>049-O Cube with hinged door</p>	 <p>049-P Tower Base with hinged door</p>

Options: Power, Data and Voice

Important notice about option numbers 140, 141, 144, 153, 156, 157, 158, 159, and 166.

These units have their data and voice capabilities based on connector plates. These connector plates are interchangeable and can be upgraded or downgraded to meet the customer's needs. **A quick list of the most common and popular connectors are shown at the bottom of this page.** To find the right combination of connectors to fit your client's needs please contact the factory. The great feature is that these connector plates are interchangeable -- even after the table is on site. The only limitation is how many jacks will fit on the limited space available on each communication plate. Please contact factory for pricing on special communication plates.



Option #140 Intercept (with wood, laminate, or stone top)

Description: Pop-Up Power, Data, and Voice grommet. Black metal unit with wood, laminate or stone top. Top finish to match surrounding wood or stone surface. Black flange with black brushes to surround unit. Size is 13.5" x 13.5" x 4.25" when in open position. Made in the U.S.A. The Intercept is not UL listed.

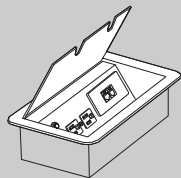
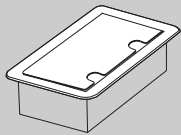
Standard Items: Eight power receptacles, 144" power cord with molded plug.

Optional Items: RJ11 Voice Cat3, RJ45 Data Cat6, 15 Pin HD Video, BNC, USB type A, USB type B, RCA, Mini stereo, hardwiring of power, and longer power cords up to 15'. See bottom of page for more details. Call factory for pricing on these options if not listed below.

Please order by option number below. If no option number is specified factory will supply option #140-A

Option #	Top Finish	Flange Finish	Cord Type	Data	Voice	Video	Mini Stereo	List Each
140-A	Wood/Laminate*	Black	144" w/ Plug	4	4	0	0	\$1,700.00
140-B	Wood/Laminate*	Black	144" w/ Plug	6	2	1	0	\$1,775.00
140-C	Wood/Laminate*	Black	144" w/ Plug	8	2	1	1	\$1,840.00
140-D	Wood/Laminate*	Black	144" w/ Plug	7	1	1	1	\$1,810.00
140-E	Wood/Laminate*	Black	144" w/ Plug	9	1	1	1	\$1,860.00
140-F	Wood/Laminate*	Black	144" w/ Plug	12	0	0	0	\$1,870.00

*Wood/Laminate top to match surrounding table top in material, finish, and grain. For unit to support a stone top add \$125. For a Brushed Stainless Steel flange instead of black please add \$155. For a Hardwire ready unit with 144" flex metal whip please add \$85. For a motorized unit please add \$750. For a brushed stainless steel unit please add \$900. For preparing the table for installation without the metal flange with brushes please add \$350. Minimum base requirements is a 22"x22" cube or 24" diameter cylinder, each with a service door. If the Option #140 is not located over a base the unit will require a 17" x 17" x 10.5" deep black metal outerpan to house the unit. The outerpan will be provided at no additional charge.



Option #141 Interact (with metal or wooden lid)

Description: Hinged door Power, Data, and Voice grommet. Metal unit with flip open door on hinge. Available in three different finishes. Unit is shallow and does not have to sit over base to conceal wires. Metal door unit size is 8.98"W x 5.34"D x 2.78" deep below table surface. Made in the USA. Corded metal lid unit with plug is UL listed and CSA approved.

Standard Items: Two power receptacles, 144" power cord with molded plug.

Optional Items: RJ11 Voice Cat3, RJ45 Data Cat6, 15 Pin HD Video, BNC, USB type A, USB Type B, RCA, Mini stereo, S-Video, hardwiring of power cords, and longer power cords up to 15'. See page bottom of page for more details. Available finishes are black textured metal, brushed stainless steel and polished stainless steel. Call factory for pricing on these options if not listed below.

Please order by option number below. If no option number is specified factory will supply option #141-A.

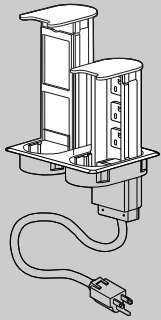
Option #	Finish	Lid Type	Cord Type	Data	Voice	Video	Mini Stereo	List Each
141-A	Black	Metal	144" w/ Plug	1	1	0	0	\$320.00
141-B	Black	Metal	144" w/ Plug	2	1	0	0	\$348.00
141-C	Black	Metal	144" w/ Plug	3	0	0	0	\$357.00
141-D	Black	Metal	144" w/ Plug	1	0	1	1	\$350.00
141-E	Black	Metal	144" w/ Plug	2	0	1	0	\$365.00

For Brushed Stainless Steel Finish add \$155.00. For a Polished Stainless Steel Finish please add \$600.00. For a unit with a wood hinged door to match finish of surrounding table top please add \$350. Unit with wood lid door cannot be placed at table seam. For a hardwire ready unit with 144" metal flex whip please add \$65.00. The Interact has half the capacity Option #158 Interface I. The Interface II Option #156 has four times the capacity of the Interact.

A quick list of the most common and popular connectors are:

RJ11 Cat3, RJ45 Cat6, 15 pin HD VGA video, 3.5mm mini stereo, RCA, USB Type A, USB Type B, S-Video, DVI, 9 pin D Sub, 3 pin XLR, 25 pin D sub (printer), BNC, Twin AX, Coaxial (type F), DIN connector (for mouse or keyboard), Firewire, ST fiber connector, twinaxial, MT-RJ fiber connector and more.

Options: Power, Data and Voice



Option #142 Retractable Power & Communications Center

Description: Retractable Power, Data, and Voice grommet. Molded plastic unit with pull up access. Available in seven cap finishes. UL listed and CSA approved. Size is 5.375"W x 4.125" D x 7.5" High when pulled up.

Standard Items: Three power receptacles, 120" power cord with molded plug.

Optional Items: RJ11 Voice Cat3, RJ45 Data Cat5, hardwiring of power and longer power cords. Call factory for pricing on these options if not listed below.

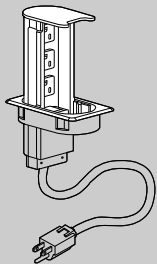
Please order by option number below. If no option number is specified factory will supply option #142-A

Option #	Finish	Cord Type	Data	Voice	Video	Mini Stereo	List Each
142-A	Black	120" w/ Plug	1	1	0	N/A	\$350.00
142-B	Black	120" w/ Plug	2	1	1	N/A	\$370.00
142-C	Black	120" w/ Plug	4	0	0	N/A	\$380.00

For Grey, Neutral, Translucent, Nickel Mica, Silver Mica, or Charcoal Mica cap finish add \$40.

For a hardwired unit please add \$45.

Please also see option #143 for a similar unit with only power capabilities.



Option #143 Retractable Power Center

Description: Retractable Power grommet. Molded plastic unit with pull up access. Available in seven cap finishes. UL listed and CSA approved. Size is 2.625" W x 4.125" D x 5.125" high when pulled up.

Standard Items: Three power receptacles, 120" power cord with molded plug.

Optional Items: Hardwiring of power, longer power cords. Call factory for pricing if not listed below.

Please order by option number below. If no option number is specified factory will supply option #143-A

Option #	Finish	Cord Type	Data	Voice	Video	Mini Stereo	List Each
143-A	Black	120" w/ Plug	N/A	N/A	N/A	N/A	\$275.00

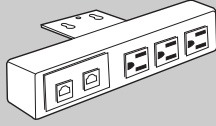
For Grey, Neutral, Translucent, Nickel Mica, Silver Mica, or Charcoal Mica cap finish add \$40.

For a hardwired unit please add \$45.

Please also see Option #142 for a similar unit with power, data, and voice capabilities.

Important notice about option numbers 140, 141, 144, 153, 156, 157, 158, 159, and 166.

These units have their data and voice capabilities based on connector plates. These connector plates are interchangeable and can be upgraded or downgraded to meet the customer's needs. **A quick list of the most common and popular connectors are shown at the bottom of this page.** To find the right combination of connectors to fit your client's needs please contact the factory. The great feature is that these connector plates are interchangeable -- even after the table is on site. The only limitation is how many jacks will fit on the limited space available on each communication plate. Please contact factory for pricing on special communication plates.



Option #144 UDT3/VD Under Table P/D/V Grommet

Description: Under table mount Power, Data, and Voice grommet. Fixed metal unit can be installed in lecterns or table support aprons. Size is 9" W x 2.5" H x 2" Deep. Made in the U.S.A. If mounted in FQ table edge the edge thickness will be increased to 3.75" at no upcharge. Corded unit with plug is UL listed.


Standard Items: Three power receptacles, 144" power cord with molded plug.

Optional Items: RJ11 Voice Cat3, RJ45 Data Cat6, 15 Pin HD Video, longer power cords up to 15' and many more. See bottom of page for more details. Call factory for pricing on these options if not listed below.

Please order by option number below. If no option number is specified factory will supply option #144-A.

Option #	Finish	Cord Type	Data	Voice	Video	Mini Stereo	List Each
144-A	Black	144" w/ Plug	1	1	0	0	\$300.00
144-B	Black	144" w/ Plug	2	1	0	0	\$328.00
144-C	Black	144" w/ Plug	3	0	0	0	\$337.00
144-D	Black	144" w/ Plug	1	0	1	1	\$330.00
144-E	Black	144" w/ Plug	2	0	1	0	\$345.00

For Hardwire ready unit with 144" metal flex whip please add \$65.00. See option #165, #166 + #168 for another table edge unit.



Option #145 Round Power, Data, and Voice Grommet

Description: Round tabletop Power, Data, and Voice grommet. Fixed molded plastic unit with removeable cap. Simple, straightforward unit. Size is 4.25" diameter x .5" above table surface with cap. UL listed.

Standard Items: Two 110 volt power outlets, 72" power cord with molded plug.

Optional Items: RJ11 Voice Cat3, RJ45 Data Cat5E, 15 Pin HD Video, Super VHS, mini stereo, BNC, and RCA audio. Call Factory for pricing on these options if not listed below.

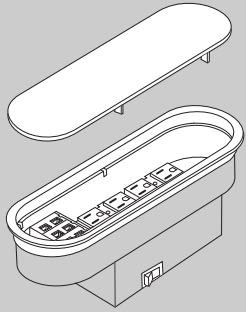
Please order by option number below. If no option number is specified factory will supply option #145-A.

Option #	Finish	Cord Type	Data	Voice	Video	Mini Stereo	List Each
145-A	Black	72" Plug	2	0	0	0	\$350.00
145-B	Black	72" Plug	1	1	0	0	\$380.00
145-C	Black	72" Plug	0	0	1	0	\$380.00

A quick list of the most common and popular connectors are:

RJ11 Cat3, RJ45 Cat6, 15 pin HD VGA video, 3.5mm mini stereo, RCA, USB Type A, USB Type B, S-Video, DVI, 9 pin D Sub, 3 pin XLR, 25 pin D sub (printer), BNC, Twin AX, Coaxial (type F), DIN connector (for mouse or keyboard), Firewire, ST fiber connector, twinaxial, MT-RJ fiber connector and more.

Options: Power, Data and Voice



Option #148 Large Racetrack Shaped Power, Data, Voice Grommet

Description: Racetrack shaped tabletop Power, Data, and Voice grommet. Fixed molded plastic unit with removeable cap. Cap available in black or satin chrome. Size is 12.75" L x 4.3125" W x .5" high above table top surface. UL listed.

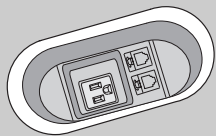
Standard Items: Four 110 volt power outlets, 72" power cord with molded plug.

Optional Items: RJ11 Voice Cat3, RJ45 Data Cat5E, 15 Pin HD Video, Super VHS, mini stereo, BNC, and RCA audio. Call factory for pricing on these options if not listed below.

Please order by option number below. *If no option number is specified factory will supply option #148-A.*

Option #	Finish	Cord Type	Data	Voice	Video	Mini Stereo	List Each
148-A	Black	72" Plug	6	0	0	0	\$450.00
148-B	Black	72" Plug	5	1	0	0	\$480.00
148-C	Black	72" Plug	4	2	0	0	\$480.00
148-D	Black	72" Plug	3	3	0	0	\$500.00
148-E	Black	72" Plug	3	1	1	0	\$500.00
148-F	Black	72" Plug	2	0	1	1	\$500.00

For a satin chrome cap cover please add \$160 for each cap and indicate such on your purchase order.



Option #149 Compact Racetrack Shaped Power, Data, Voice Grommet

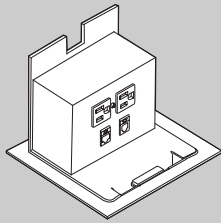
Description: Racetrack shaped tabletop Power, Data, and Voice grommet. Fixed molded plastic unit with removeable cap. Cap available in black only. Size is 6.4375" L x 3.25" W x .5" High above table surface when cap is closed. UL listed.

Standard Items: One 110 volt power outlet, 72" power cord with molded plug.

Optional Items: RJ11 Voice Cat3, RJ45 Data Cat5E, 15 Pin HD Video, Super VHS, mini stereo, BNC, and RCA audio. Call Factory for pricing on these options if not listed below.

Please order by option number below. *If no option number is specified factory will supply option #149-A.*

Option #	Finish	Cord Type	Data	Voice	Video	Mini Stereo	List Each
149-A	Black	72" Plug	2	0	0	0	\$350.00
149-B	Black	72" Plug	1	1	0	0	\$380.00
149-C	Black	72" Plug	0	2	0	0	\$380.00
149-D	Black	72" Plug	0	0	1	0	\$380.00



Option #150 Transact

Description: Flip Top Power, Data, and Voice grommet. Big brother of Option #160 Transact Jr. and similar to Option #151 Interact Jr. Compact metallic unit available in a variety of finishes. Size is 5"W x 4.66"D x 3.64"H when in open position. Made in the U.S.A. Transact is UL listed and CSA approved.

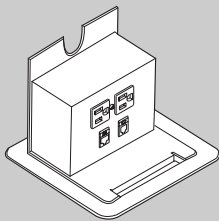
Standard Items: Two power receptacles, 144" power cord with molded plug.

Optional Items: RJ11 Voice Cat3 and RJ45 Data Cat6, and longer power cords up to 15'.

Please order by option number below. *If no option number is specified factory will supply option #150-A.*

Option #	Finish	Cord Type	Data	Voice	Video	Mini Stereo	List Each
150-A	Black	144" w/ Plug	1	1	N/A	N/A	\$265.00
150-B	Black	144" w/ Plug	2	0	N/A	N/A	\$315.00
150-C	Black	144" w/ Plug	0	2	N/A	N/A	\$310.00

For a Brushed Stainless Steel unit please add \$100. For a Brushed Brass unit please add \$390. For a Polished Brass unit please add \$390. For a Polished Stainless Steel unit please add \$300. This unit cannot be prepared for hardwiring. Please see Option #151 for an economical version of a similar unit.



Option #151 Interact Jr.

Description: Flip Top Power, Data, and Voice grommet. Smaller cousin of Option #141 Interact. Compact and economical unit available only in a textured black metallic finish. Made in the U.S.A. Size is 5.75" W x 5.39"D x 4.17"H when in open position. Corded unit with plug is UL listed and CSA approved.

Standard Items: Two power receptacles, 144" power cord with molded plug.

Optional Items: RJ11 Voice Cat3 and RJ45 Data Cat6, longer power cords, and hardwiring of power cords.

Please order by option number below. *If no option number is specified factory will supply option #151-A.*

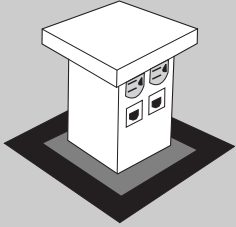
Option #	Finish	Cord Type	Data	Voice	Video	Mini Stereo	List Each
151-A	Black	144" w/ Plug	1	1	N/A	N/A	\$200.00
151-B	Black	144" w/ Plug	2	0	N/A	N/A	\$250.00
151-C	Black	144" w/ Plug	0	2	N/A	N/A	\$245.00

For Hardwire ready unit with 144" metal flex whip please add \$65.00. Please also see Option #150 Transact for a similar unit that is available in other finishes.

Options: Power, Data and Voice

Important notice about option numbers 140, 141, 144, 153, 156, 157, 158, 159, and 166.

These units have their data and voice capabilities based on connector plates. These connector plates are interchangeable and can be upgraded or downgraded to meet the customer's needs. **A quick list of the most common and popular connectors are shown at the bottom of this page.** To find the right combination of connectors to fit your client's needs please contact the factory. The great feature is that these connector plates are interchangeable -- even after the table is on site. The only limitation is how many will fit on the limited space available on each communication plate. Please contact factory for pricing on special communication plates.



Option #153 Square Concept Pop-Up (with wood, laminate, stone, or metal top)

Description: Pop-Up Power, Data, and Voice grommet. Black metal unit with wood top. Top finish to match surrounding wood or stone surface. Metal flange with black brushes surround cutout hole. Metal tops are available. When not situated over base unit will be housed in 7.5" x 7.5" x 15"H black metal box mounted to underside of table top. Made in the U.S.A. Unit is not UL listed. Size is 7.5"W x 7.5"L x 5.25" high with wood top when in up position.

Standard Items: Four power receptacles, 144" power cord with molded plug.

Optional Items: RJ11 Voice Cat3, RJ45 Data Cat6, 15 Pin HD Video, mini stereo, longer power cords and many more. Please order by option number below. *If no option number is specified factory will supply option #153-A.*

Option #	Top Finish	Flange Finish	Cord Type	Data	Voice	Video	Mini Stereo	List Each
153-A	Wood/Lam.*	Black Metal	144" w/ Plug	2	2	0	0	\$1,375.00
153-B	Wood/Lam.*	Black Metal	144" w/ Plug	3	2	1	0	\$1,400.00
153-C	Wood/Lam.*	Black Metal	144" w/ Plug	3	1	1	1	\$1,420.00
153-D	Wood/Lam.*	Black Metal	144" w/ Plug	2	0	2	2	\$1,420.00
153-E	Wood/Lam.*	Black Metal	144" w/ Plug	4	0	1	1	\$1,440.00
153-F	Wood/Lam.*	Black Metal	144" w/ Plug	6	0	0	0	\$1,460.00

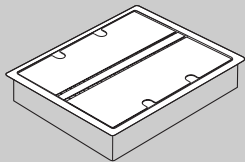
*Wood/laminate top to match surrounding table top in material, finish, and grain.

For a Brushed Stainless Steel flange instead of a black flange please add \$140.

For a Brushed Stainless Steel or Brushed Brass top please add \$90. For a Polished Stainless Steel or Polished Brass top please add \$185. For a Stone top please add \$100. For preparing for installation without the metal flange and brushes please add \$350. For a Hardwire ready unit with 144" metal flex whip please add \$75.

For a brushed stainless steel body please add \$590.

Extended lead times may apply for certain options.



Option #156 Interface II Power/Data/Voice Grommet (with metal or wooden lid)

Description: Hinged door Power, Data, and Voice grommet. Metal unit with metal flip open doors on hinges on both sides of unit. Available in two different finishes. Made in the U.S.A. Size is 14.27" W x 11.46" L x 2.85" deep. Corded units with metal lids are UL listed and CSA approved.

Standard Items: Eight power receptacles, 144" power cord with molded plug.

Optional Items: RJ11 Voice Cat3, RJ45 Data Cat6, 15 Pin HD Video, Serial, BNC, USB Type A, USB Type B, RCA, Mini stereo, XLR, coaxial, S-Video, Twin AX, hardwiring of power, and longer power cords. See bottom of page for more details. Available finishes are black textured metal and brushed stainless steel. Call factory for pricing on these options if not listed below..

Please order by option number below. *If no option number is specified factory will supply option #156-A.*

Option #	Finish	Lid Type	Cord Type	Data	Voice	Video	Mini Stereo	List Each
156-A	Black	Metal	144" w/ Plug	4	4	0	0	\$1,215.00
156-B	Black	Metal	144" w/ Plug	4	4	4	0	\$1,295.00
156-C	Black	Metal	144" w/ Plug	6	2	2	2	\$1,300.00
156-D	Black	Metal	144" w/ Plug	4	0	4	4	\$1,330.00
156-E	Black	Metal	144" w/ Plug	11	1	0	0	\$1,335.00
156-F	Black	Metal	144" w/ Plug	12	0	0	0	\$1,345.00

For a Brushed Stainless Steel finish please add \$445.

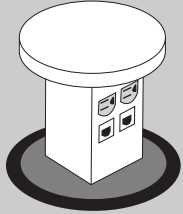
For a Hardwired unit with 144" metal flex whip please add \$65. For a unit with a hinged wooden door that will match the finish of the surrounding tabletop please add \$650. Unit with wood hinged door cannot be placed at table seam.

Please see option #158 for an Interface I. The Interface II has four times the capacity of an Option #141 Interact.

The Interface II has double the capacity of an Option #158 Interface I.

A quick list of the most common and popular connectors are:

RJ11 Cat3, RJ45 Cat6, 15 pin HD VGA video, 3.5mm mini stereo, RCA, USB Type A, USB Type B, S-Video, DVI, 9 pin D Sub, 3 pin XLR, 25 pin D sub (printer), BNC, Twin AX, Coaxial (type F), DIN connector (for mouse or keyboard), Firewire, ST fiber connector, twinaxial, MT-RJ fiber connector and more.



Option #157 Round Concept Pop-Up (with wood, laminate, stone, or metal top)

Description: Pop-Up Power, Data, and Voice grommet. Black metal unit with wood top. Top finish to match surrounding wood or stone surface. Metal flange with black brushes surround cut out hole. Metal tops are available. Size is 7.5" diameter x 5.25" high with wood top when in up position. When not situated over base unit will be housed in 7.5" x 7.5" x 15"H black metal box routed to underside of table top. Made in the U.S.A. Unit is not UL listed.

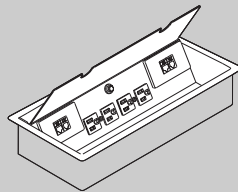
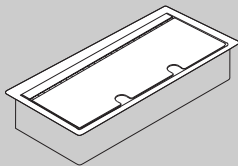
Standard Items: Four power receptacles, 144" power cord with molded plug.

Optional Items: RJ11 Voice Cat3, RJ45 Data Cat6, 15 Pin HD Video, mini stereo, longer power cords and many more. See bottom of page for more details. Call factory for pricing on these options if not listed below.

Please order by option number below. If no option number is specified factory will supply option #157-A.

Option #	Top Finish	Flange Finish	Cord Type	Data	Voice	Video	Mini Stereo	List Each
157-A	Wood/Lam.*	Black Plastic	144" w/ Plug	2	2	0	0	\$1,375.00
157-B	Wood/Lam.*	Black Plastic	144" w/ Plug	3	2	1	0	\$1,400.00
157-C	Wood/Lam.*	Black Plastic	144" w/ Plug	3	1	1	1	\$1,420.00
157-D	Wood/Lam.*	Black Plastic	144" w/ Plug	2	0	2	2	\$1,420.00
157-E	Wood/Lam.*	Black Plastic	144" w/ Plug	4	0	1	1	\$1,440.00
157-F	Wood/Lam.*	Black Plastic	144" w/ Plug	6	0	0	0	\$1,460.00

*Wood/laminate top to match surrounding table top in material, finish, and grain direction. For Brushed Stainless Steel flange instead of black flange add \$140. For Brushed Stainless Steel or Brushed Brass top add \$90. For Polished Stainless Steel or Polished Brass top add \$185. For Stone top add \$100. For preparing for installation without the metal flange and brushes add \$350. For hardwire ready unit with 144" metal flex whip add \$75. For brushed stainless steel body add \$590. Extended lead times may apply for certain options.



Option #158 Interface I Power/Data/Voice Grommet (with metal or wooden lid)

Description: Hinged door Power, Data, and Voice grommet. Metal unit with one metal flip open door on hinges. Available in three different finishes. Size is 14.27" W x 6.68" L x 2.85" deep. Made in the U.S.A. Corded units with metal lid is UL listed and CSA approved.

Standard Items: Four power receptacles, 144" power cord with molded plug.

Optional Items: RJ11 Voice Cat3, RJ45 Data Cat6, 15 Pin HD Video, Serial, BNC, USB 1.1, USB 2.0, RCA, Mini stereo, XLR, coaxial, S-Video, Twin AX, hardwiring of power, and longer power cords. See bottom of page for more details. Available finishes are black textured metal and brushed stainless steel. Call factory for pricing on these options if not listed below.

Please order by option number below. If no option number is specified factory will supply option #158-A.

Option #	Finish	Lid Type	Cord Type	Data	Voice	Video	Mini Stereo	List Each
158-A	Black	Metal	144" w/ Plug	2	2	0	0	\$770.00
158-B	Black	Metal	144" w/ Plug	2	2	2	0	\$810.00
158-C	Black	Metal	144" w/ Plug	3	1	1	1	\$815.00
158-D	Black	Metal	144" w/ Plug	4	0	1	1	\$830.00
158-E	Black	Metal	144" w/ Plug	5	1	0	0	\$825.00
158-F	Black	Metal	144" w/ Plug	6	0	0	0	\$835.00

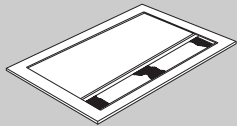
For a Brushed Stainless Steel finish please add \$250. For a Hardwired unit with 144" metal flex whip please add \$65. For a unit with a hinged wooden door that will match the finish of the surrounding tabletop please add \$375. Unit with wood hinged door cannot be placed at table seam. Please see option #156 for an Interface II. The Interface I has double the capacity of an Option #141 Interact. The Interface I has half the capacity of an Option #156 Interface II.

Options: Power, Data and Voice

Important notice about option numbers 140, 141, 144, 153, 156, 157, 158, 159, and 166.

These units have their data and voice capabilities based on connector plates. These connector plates are interchangeable and can be upgraded or downgraded to meet the customer's needs. **A quick list of the most common and popular connectors are shown at the bottom of this page.** To find the right combination of connectors to fit your client's needs please contact the factory. The great feature is that these connector plates are interchangeable -- even after the table is on site. The only limitation is how many will fit on the limited space available on each communication plate. Please contact factory for pricing on special communication plates.

Option #159 Flush Data Box



Description: Compact rectangular tabletop Data and Voice grommet. Hinged door metal unit. Perfect for applications that do not require power. Size is 4.89"W x 3.24"L x 1.54" Deep below surface. UL listing is not required.

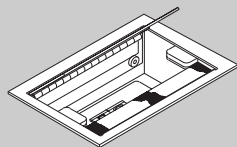
Standard Items: None.

Optional Items: RJ11 Voice Cat3, RJ45 Data Cat6, 15 Pin HD VGA Video, mini stereo and many more. See bottom of page for more details. Call factory for pricing on these options if not listed below.

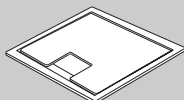
Please order by option number below. If no option number is specified factory will supply option #159-A.

Option #	Finish	Cord Type	Data	Voice	Video	Mini Stereo	List Each
159-A	Black	None	1	1	0	0	\$250.00
159-B	Black	None	2	1	0	0	\$275.00
159-C	Black	None	3	0	0	0	\$285.00
159-D	Black	None	1	0	1	1	\$280.00

For a Brushed Stainless Steel unit please add \$100.
Sorry, power cannot be added to this unit.



Option #160 Transact Jr.



Description: Flip Top Power, Data, and Voice grommet. Little brother of Option #150 Transact and similar to Option #151 Interact Jr. Compact metallic unit available in two finishes. Size is 3.7"W x 3.7"D x 2.63" high when in open position. Unit is UL listed.

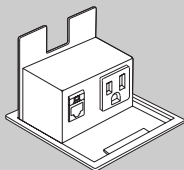
Standard Items: One power receptacle, 144" power cord with molded plug.

Optional Items: RJ11 Voice Cat3 or RJ45 Data Cat6, each with a 144" patch cable. Longer power cords available.

Please order by option number below. If no option number is specified factory will supply option #160-A.

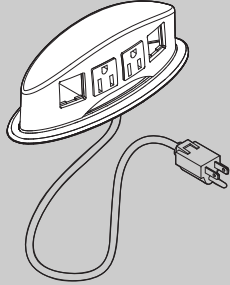
Option #	Finish	Cord Type	Data	Voice	Video	Mini Stereo	List Each
160-A	Black	144" w/ Plug	1	0	N/A	N/A	\$265.00
160-B	Black	144" w/ Plug	0	1	N/A	N/A	\$265.00

For a Brushed Stainless Steel unit please add \$125.
Unit cannot be prepared for hardwiring.



A quick list of the most common and popular connectors are:

RJ11 Cat3, RJ45 Cat6, 15 pin HD VGA video, 3.5mm mini stereo, RCA, USB Type A, USB Type B, S-Video, DVI, 9 pin D Sub, 3 pin XLR, 25 pin D sub (printer), BNC, Twin AX, Coaxial (type F), DIN connector (for mouse or keyboard), Firewire, ST fiber connector, twinaxial, MT-RJ fiber connector and more.



Option #161 *Elliptical Power/Data/Voice Center*

Description: Elliptical shaped tabletop Power, Data, and Voice grommet. Fixed molded plastic unit. Available in five finishes. Size is 7.625" L x 2.25" W x 2.75" High above table surface. UL listed.

Standard Items: Two 15 amp power receptacles, 120" power cord with molded plug.

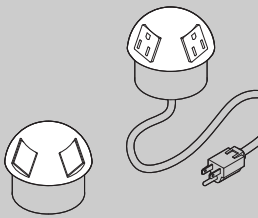
Optional Items: RJ11 Voice Cat3, RJ45 Data Cat5E, DB 15 video monitor jack, longer power cords, and hardwiring of power cords. Call factory for pricing on these options if not listed below.

Please order by option number below. *If no option number is specified factory will supply option #161-A.*

Option #	Finish	Cord Type	Data	Voice	Video	Mini Stereo	List Each
161-A	Black	120" w/ Plug	1	1	0	N/A	\$250.00
161-B	Black	120" w/ Plug	2	0	0	N/A	\$265.00
161-C	Black	120" w/ Plug	1	0	1	N/A	\$250.00

For a Translucent, Nickel Mica, Silver Mica, or Charcoal Mica finish please add \$40.

For a hardwire ready unit with 72" cord please add \$50. Please indicate all upcharges on purchase order.



Option #162 *Power/Data/Voice Sphere*

Description: Spherical tabletop Power/Data/Voice grommet. Molded plastic unit perfect for round tables. Size is 3.375" diameter x 1.75" High above surface. UL Listed and CSA certified.

Standard Items: None. This unit is highly configurable.

Optional Items: RJ11 Voice Cat3, RJ45 Data Cat5E, DB 15 Video Jack, power receptacles, five different finishes, and hardwire ready unit. Call factory for pricing on these options if not listed below.

Please order by option number below. *If no option number is specified factory will supply option #162-A*

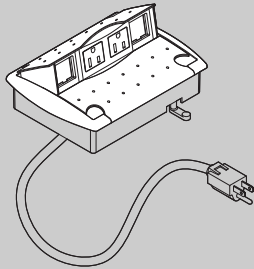
Option #	Finish	Cord Type	Power	Data	Voice	Video	Mini Stereo	List Each
162-A	Black	120" w/ Plug	2	1	1	0	N/A	\$200.00
162-B	Black	120" w/ Plug	2	2	0	0	N/A	\$210.00
162-C	Black	120" w/ Plug	2	1	0	1	N/A	\$200.00
162-D	Black	None	0	4	0	0	N/A	\$200.00
162-E	Black	2 @ 120" w/ Plugs	4	0	0	0	N/A	\$200.00

For a Translucent, Nickel Mica, Silver Mica, or Charcoal Mica finish please add \$40.

For a hardwire ready unit with 72" cord please add \$50 (or \$100 for #162-E).

Please indicate all upcharges on purchase order.

Options: Power, Data and Voice



Option #163 Interport

Description: Tilt-Up Power, Data, and Voice grommet. Contemporary design made of molded plastic. Unit is available in five finishes. Size is 7"W x 5"D x 1.8125" High above surface when open. Unit can be used in open or closed position. UL listed.

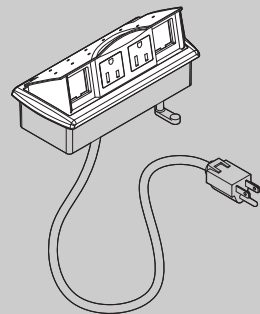
Standard Items: Two power receptacles, 120" 15-Amp power cord with molded plug.

Optional Items: RJ11 Voice Cat3, RJ45 Data Cat5E, DB 15 Video Jack, power receptacles, five different finishes, and hardwire ready unit. Call factory for pricing on these options if not listed below.

Please order by option number below. *If no option number is specified factory will supply option #163-A*

Option #	Finish	Cord Type	Data	Voice	Video	Mini Stereo	List Each
163-A	Black	120" w/ Plug	1	1	0	N/A	\$270.00
163-B	Black	120" w/ Plug	2	0	0	N/A	\$280.00
163-C	Black	120" w/ Plug	1	0	1	N/A	\$270.00

For a Translucent, Nickel Mica, Silver Mica, or Charcoal Mica finish please add \$50.
 For a hardwire ready unit with 72" cord please add \$50.
 Please indicate all upcharges on purchase order.



Option #164 Miniport

Description: Tilt-Up Power, Data, and Voice grommet. Contemporary design made of molded plastic. Unit available in five finishes. Size is 7"W x 3"D x 1.875" High above surface when open. Unit can only be used in open position. UL Listed.

Standard Items: Two power receptacles, 120" 15-Amp power cord with molded plug.

Optional Items: RJ11 Voice Cat3, RJ45 Data Cat5E, DB 15 video jack, longer power cords, and hardwiring of power cords. Call factory for pricing on these options if not listed below.

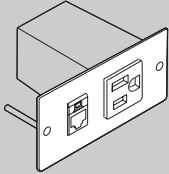
Please order by option number below. *If no option number is specified factory will supply option #164-A.*

Option #	Finish	Cord Type	Data	Voice	Video	Mini Stereo	List Each
164-A	Black	120" w/ Plug	1	1	0	N/A	\$255.00
164-B	Black	120" w/ Plug	2	0	0	N/A	\$265.00
164-C	Black	120" w/ Plug	1	0	1	N/A	\$255.00

For a Translucent, Nickel Mica, Silver Mica, or Charcoal Mica finish please add \$45.
 For a hardwire ready unit with 72" cord please add \$50.
 Please indicate all upcharges on purchase order.

Important notice about option numbers 140, 141, 144, 153, 156, 157, 158, 159, and 166.

These units have their data and voice capabilities based on connector plates. These connector plates are interchangeable and can be upgraded or downgraded to meet the customer's needs. **A quick list of the most common and popular connectors are shown at the bottom of this page.** To find the right combination of connectors to fit your client's needs please contact the factory. The great feature is that these connector plates are interchangeable -- even after the table is on site. The only limitation is how many jacks will fit on the limited space available on each communication plate. Please contact factory for pricing on special communication plates.



Option #165 *Petite Surface Mount Grommet*

Description: Surface mounted power and data or voice unit. Great for mounting on table edges, lecterns, and casegoods. Size is 4.25"W x 2"H x 2.5"D. This unit is neither UL listed nor CSA approved. Ideal for risers in center of table tops or in table edges, to bring service to each user. Made in the U.S.A.

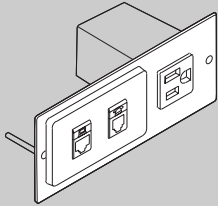
Standard Items: One power receptacle with 144" power cord with molded plug.

Optional Items: RJ11 Voice Cat3 with 144" patch cable, RJ45 Data Cat6 with 144" patch cable, and longer power cords. Call factory for pricing on these options if not listed below.

Please order by option number below. If no option number is specified factory will supply option #165-A

Option #	Finish	Cord Type	Data	Voice	Video	Mini Stereo	List Each
165-A	Black	144" w/ Plug	1	0	N/A	N/A	\$200.00
165-B	Black	144" w/ Plug	0	1	N/A	N/A	\$200.00

Unit cannot be prepared for hardwiring. Please indicate all upcharges on purchase order.



Option #166 *Standard Surface Mount Grommet*

Description: Surface mounted power/data/voice unit. Great for mounting on table edges, lecterns, and casegoods. Size is 6.25"W x 2.5"H x 2.5"D. Ideal for risers in center of conference tables or table edges, to bring service to each user. Made in the U.S.A. Unit is neither UL listed nor CSA approved.

Standard Items: One power receptacle, 144" power cord with molded plug.

Optional Items: RJ11 Voice Cat3, RJ45 Data Cat6, 15 Pin HD Video, USB Type A, USB Type B, RCA, Mini stereo, XLR, coaxial, S-Video, Twin AX, and longer power cords. See bottom of page for more details. Call factory for pricing on these option if not listed below.

Please order by option number below. If no option number is specified factory will supply option #166-A


Option #	Finish	Cord Type	Data	Voice	Video	Mini Stereo	List Each
166-A	Black	144" w/ Plug	1	1	0	0	\$215.00
166-B	Black	144" w/ Plug	2	1	0	0	\$240.00
166-C	Black	144" w/ Plug	3	0	0	0	\$245.00
166-D	Black	144" w/ Plug	1	0	1	1	\$235.00

Unit cannot be prepared for hardwiring. Please indicate all upcharges on purchase order.

A quick list of the most common and popular connectors are:

RJ11 Cat3, RJ45 Cat6, 15 pin HD VGA video, 3.5mm mini stereo, RCA, USB Type A, USB Type B, S-Video, DVI, 9 pin D Sub, 3 pin XLR, 25 pin D sub (printer), BNC, Twin AX, Coaxial (type F), DIN connector (for mouse or keyboard), Firewire, ST fiber connector, twinaxial, MT-RJ fiber connector and more.

Options: Power, Data and Voice



Option #167 Angled Top Notch Power & Data Grommet

Description: Fixed power and data grommet for the individual. Ideal for lecterns, conference tables, training tables, study carrels, and desks. Available in two finishes. Size is 3.67"W x 3.5"D x 1.24" high above surface. Unit is neither UL listed nor CSA approved.

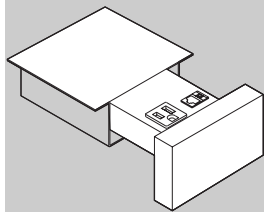
Standard Items: One power receptacle with 144" cord with molded plug.

Optional Items: RJ11 Voice Cat3 with 144" patch cable, RJ45 Data Cat6 with 144" patch cable, and longer power cords. Call factory for pricing on these options if not listed below.

Please order by option number below. *If no option number is specified factory will supply option #167-A.*

Option #	Finish	Cord Type	Data	Voice	Video	Mini Stereo	List Each
167-A	Black	144" w/ Plug	1	0	N/A	N/A	\$270.00
167-B	Black	144" w/ Plug	0	1	N/A	N/A	\$270.00

For a brushed stainless steel finish please add \$85.
Unit cannot be prepared for hardwiring.
Please indicate all upcharges on purchase order.



Option #168 Glideaway Power & Data Drawer

Description: Edge mounted power and data or voice unit. Ideal for mounting on table edges, lecterns, and desks. Integrates nicely into an FQ edge (see page 9). Unit extends 6". Matching wood piece to cover front of unit. Does not integrate well with the FR, reverse FR, or FX edge. If ordered in conjunction with an FQ edge the edge will automatically be extended to 3.25" to accommodate unit at no extra charge. Unit is neither UL listed nor CSA approved.

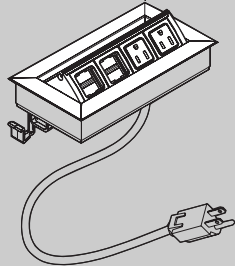
Standard Items: One power receptacle with 144" power cord with molded plug

Optional Items: RJ11 Voice Cat3 with 144" patch cable, RJ45 Data Cat6 with 144" patch cable, and longer power cords. Call factory for pricing on these options if not listed below.

Please order by option number below. *If no option number is specified factory will supply option #168-A*

Option #	Finish	Cord Type	Data	Voice	Video	Mini Stereo	List Each
168-A	Black	144" w/ Plug	1	0	N/A	N/A	\$425.00
168-B	Black	144" w/ Plug	0	1	N/A	N/A	\$425.00

Please indicate all upcharges on purchase order.



Option #169 MHO

Description: Retractable Power, Data, and Voice grommet. Clear anodized aluminum unit with one touch accessibility; also available in satin black. Overall size of 4.4375" x 8.3125" x 1.1875"H when open. Unit can only be used while in the open position. UL listed.

Standard Items: Two 15 amp power receptacles, 120" power cord with molded plug.

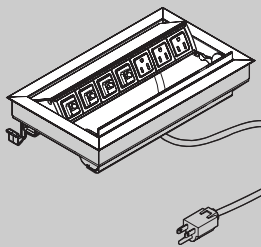
Optional Items: RJ11 Voice Cat3, RJ45 Data Cat5E, DB 15 video jack, and longer power cords. Call factory for pricing on these options if not listed below.

Please order by option number below. *If no option number is specified factory will supply option #169-A*

Option #	Finish	Cord Type	Data	Voice	Video	Mini Stereo	List Each
169-A	Alum	120" w/ Plug	1	1	0	N/A	\$485.00
169-B	Alum	120" w/ Plug	2	0	0	N/A	\$495.00
169-C	Alum	120" w/ Plug	1	0	1	N/A	\$485.00

For a hardwire unit with 72" cord, please add \$50.

For a satin black finish instead of anodized aluminum, please add \$45.



Option #170 MHO Version 2.0

Description: Retractable Power, Data, and Voice grommet. Clear anodized aluminum unit with one touch accessibility; also available in satin black. Overall size of 7.5625" x 12.8125" x 1.1875"H when open. Unit can be used while in the open or closed position. Unit is UL listed.

Standard Items: Three 15 amp power receptacles, 120" power cord with molded plug.

Optional Items: RJ11 Voice Cat3, RJ45 Data Cat5E, DB 15 video jack, longer power cords, and hardwiring of power cords. Call factory for pricing on these options if not listed below.

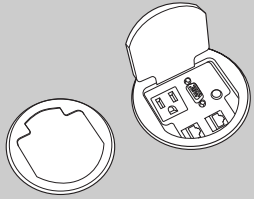
Please order by option number below. *If no option number is specified factory will supply option #170-A.*

Option #	Finish	Cord Type	Data	Voice	Video	Mini Stereo	List Each
170-A	Alum	120" w/ Plug	2	2	0	N/A	\$585.00
170-B	Alum	120" w/ Plug	3	1	0	N/A	\$595.00
170-C	Alum	120" w/ Plug	4	0	0	N/A	\$605.00
170-D	Alum	120" w/ Plug	2	1	1	N/A	\$590.00
170-E	Alum	120" w/ Plug	2	0	2	N/A	\$590.00

For a hardwire unit with 72" cord, please add \$50.

For a satin black finish instead of anodized aluminum, please add \$45.

Options: Power, Data and Voice



Option #171 "Mini"

Description: Round tabletop power, data, and voice grommet. Metallic unit with flip up lid. Size is 3.88" in diameter and 2.63" high when lid is open. This unit is UL listed. The grommet is available in three finishes.

Standard Items: Power outlet(s), RJ45 Cat5e data jack(s)

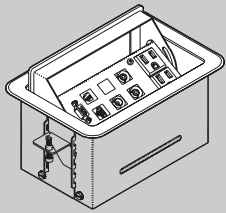
Optional Items: Anodized Black, Brushed Aluminum or Brushed Brass finish, RJ11 cat3 jack, 15 pin HD video jack.

Please order by option number below. *If no option number is specified factory will supply option #171-A*

Option #	Finish	Cord Type	Power	Data	Voice	Video	Mini-Stereo	List Each
171-A	Black	72" w/ Plug	1	1	1	1	1	\$900.00
171-B	Black	72" w/ Plug	1	2	0	1	1	\$900.00
171-C	Black	72" w/ Plug	2	2	0	0	0	\$950.00
171-D	Black	72" w/ Plug	2	1	1	0	0	\$950.00

For a brushed aluminium finish please add \$125.

For a brushed brass finish please add \$295.



Option #172 Sentinel

Description: The flip black metal top unit handles data, power, and AV connections in a low profile box. The unit is available in four different metallic finishes which will match almost any décor. Overall size of 8.5" x 5.75" x 1.125"H when open. Unit is UL listed.

Standard Items: Two power outlets and at least two RJ45 cat5 data jacks.

Optional Items: Black, Brushed Nickel, Brushed Bronze, or Brushed Brass finish. RJ11 cat3 voice jacks, 15 HD video passive jacks, and mini stereo connectors.

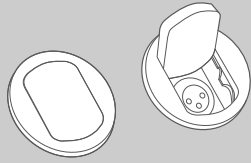
Please order by option number below. *If no option number is specified factory will supply option #172-A*

Option #	Finish	Cord Type	Power	Data	Voice	Video	Mini-Stereo	List Each
172-A	Black	72" w/ Plug	2	2	2	1	1	\$1975.
172-B	Black	72" w/ Plug	2	4	0	1	1	\$2000.

For a brushed brass finish please add \$200.

For a brushed bronze finish please add \$200.

For a brushed nickel finish please add \$200. Please indicate all upcharges on purchase order.



Option #173 "Micro"

Description: The Micro is the first elegant jack for a polycom type speakerphone. This stylish metal grommet is available in three finishes to match your table décor. Designed to accommodate a wide range of tables and lecterns, the Micro is perfect for a conference and boardroom tables, judicial benches, courtrooms, and more. Mount is 2.175" in diameter and has a flip top cover. Instead of a RJ11 phone jack the Micro can accommodate a RJ45 or XLR mic mount. UL listing is not required. ***Important: Unit does not include microphone or speakerphone.***

Standard Items: None. This unit is highly configurable.

Optional Items: One or two switches to control peripheral equipment in the room, three metal finishes.

Please order by option number below. *If no option number is specified factory will supply option #173-A*

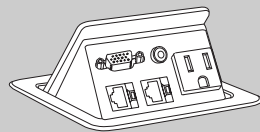
Option #	Finish	Power	Data	Voice	Video	XLR Mic Mount	List Each
173-A	Anodized Black	N/A	0	1	N/A	0	\$530.00
173-B	Anodized Black	N/A	1	0	N/A	0	\$530.00
173-C	Anodized Black	N/A	0	0	N/A	1	\$530.00

For a brushed aluminum finish please add \$40. For a brushed brass finish please add \$75.

For a mount with one switch to control peripheral equipment in room please add \$190.

For a mount with two switches to control peripheral equipment in room please add \$470.

Please indicate all upcharges on purchase order.



Option #174 Tilt 'N Plug Jr. Interconnect Box

Description: A favorite of audio/visual professionals, the Tilt "N Plug is a compact interconnect solution designed for office furniture. Tilt-open unit opens and closes with a push of a finger. The unit is 4.625"W x 4.875"D x 3"H when open. Unit is constructed of metal. Unit can only be used in open position.

Standard Items: One US power receptacle, one computer video (15 pin HD), one computer audio (3.5 mm), one modem (RJ11), and one network (RJ45) connector. All connectors have 6' cables.

Optional Items: Circular or square bezel (shape in which the unit appears on table top) and/or a Brushed Aluminum top finish.

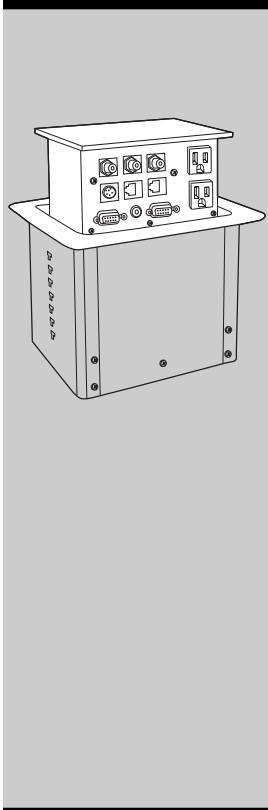
Please order by option number below. *If no option number is specified factory will supply option #174-A*

Option #	Finish	Cord Type	Bezel	Data	Voice	Video	Mini-Audio	List Each
174-A	Black	72" w/ Plug	Square	1	1	1	1	\$1,250.00
174-B	Black	72" w/ Plug	Circular	1	1	1	1	\$1,310.00
174-C	Br. Alum	72" w/ Plug	Square	1	1	1	1	\$1,300.00
174-D	Br. Alum	72" w/ Plug	Circular	1	1	1	1	\$1,360.00

For a UL certified option #174-A please add \$150.

Please indicate all upcharges on purchase order.

Options: Power, Data and Voice



Option #175 Pop 'N Plug Interconnect Box

Description: Interconnect solution designed for office furniture. The unit provides access to computer video, audio, network, telephone and AC power when they are needed through plates on both sides of unit and conceals it when not in use. Unit is constructed of metal. Size is 7.875"W x 6.5"D x 4"H when open. Unit can only be used in open position.


Standard Items: Four US power receptacles, two computer video (15 pin HD), two COM Port/RS-232 (9 pin D), two composite video (RCA), two S-video (4 Pin mini-DIN), four audio (RCA), two computer audio (3.5 mm), two modem (RJ11), and two network (RJ45) connectors. All connectors have 6' cables.

Optional Items: Hardwiring of power with 72" flex metal conduit and/or a brushed aluminum top finish.

Please order by option number below. *If no option number is specified factory will supply option #175-A*

Option #	Finish	Cord Type	Bezel	Data	Voice	Video	Mini-Audio	List Each
175-A	Black	72" w/ Plug	Rectangular	2	2	2	2	\$2,700.00
175-B	Br. Alum	72" w/ Plug	Rectangular	2	2	2	2	\$2,850.00

For Hardwiring of power with 72" flex metal conduit please add \$350. Please indicate all upcharges on purchase order.



Option #176 Pop 'N Plug Slim Interconnect Box


Description: Thin, elongated interconnect solution for office furniture. Designed for installation into a table in a presentation system, the unit provides access to multi-media input connections. The unit is constructed of metal and is 10"L x 3.375"D x 3"H when open. Unit can only be used when in the open position.

Standard Items: One US power receptacle, one computer video (15 pin HD), one COM Port/RS-232 (9 pin D), one composite video (RCA), two audio (RCA), one computer audio (3.5 mm), one modem (RJ11), and one network (RJ45) connector. All connectors have 6' cables.

Optional Items: A brushed aluminum top finish.

Please order by option number below. *If no option number is specified factory will supply option #176-A*

Option #	Finish	Cord Type	Bezel	Data	Voice	Video	Mini-Audio	List Each
176-A	Black	72" w/ Plug	Racetrack	1	1	1	1	\$2,550.00
176-B	Br. Alum	72" w/ Plug	Racetrack	1	1	1	1	\$2,690.00



Option #177 Small Under Table P&D Trench

Description: Small under table power and data trench. Standard with wood doors that match the specie and finish of surrounding table top. Great for tables that need a lot of data service in a confined space. CSA listed. Size is 8" x 7" x 4.5" deep.

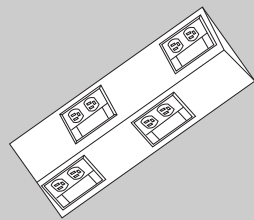
Standard Items: Four 110 volt outlets with a 9' power cord. Matte black finish.

Optional Items: RJ45 cat5e jacks, RJ11 cat3 jacks, 15 pin HD video jacks, and 3mm mini stereo connectors.

Please order by option number below. *If no option number is specified factory will supply option #177-A*

Option #	Finish	Cord Type	Lid	Data	Voice	Video	Mini-Stereo	List Each
177-A	Black	9' w/ Plug	Wood/Lam.	12	0	0	0	\$1,330.00
177-B	Black	9' w/ Plug	Wood/Lam.	6	2	1	1	\$1,400.00
177-C	Black	9' w/ Plug	Wood/Lam.	4	4	1	1	\$1,420.00
177-D	Black	9' w/ Plug	Wood/Lam.	6	0	2	2	\$1,420.00
177-E	Black	9' w/ Plug	Wood/Lam.	4	2	2	2	\$1,420.00

For installation without wood or laminate lids please deduct \$400 from the list price.



Option #178 Large Under Table P&D Trench

Description: Large under table power and data trench is almost three times larger than the option #177. Standard with wood doors that match the specie and finish of surrounding table top. Great for tables that need a lot of data service and have the space to accommodate it. CSA listed. Size is 29.75" x 8" x 6" deep.

Standard Items: Eight 110 volt outlets with two 9' power cords. Matte black finish.

Optional Items: RJ45 cat5e jacks, RJ11 cat3 jacks, 15 pin HD video jacks, and 3mm mini stereo connectors.

Please order by option number below. *If no option number is specified factory will supply option #178-A*

Option #	Finish	Cord Type	Lid	Data	Voice	Video	Mini-Stereo	List Each
178-A	Black	9' w/ Plug	Wood/Lam.	24	0	0	0	\$2,000.00
178-B	Black	9' w/ Plug	Wood/Lam.	18	2	1	1	\$2,070.00
178-C	Black	9' w/ Plug	Wood/Lam.	10	10	1	1	\$2,180.00
178-D	Black	9' w/ Plug	Wood/Lam.	6	6	3	3	\$2,240.00
178-E	Black	9' w/ Plug	Wood/Lam.	6	0	6	6	\$2,240.00

For installation without wood or laminate lids please deduct \$600 from the list price.