



1-2011

THIS PRICE SHEET
SUPERSEDES UPL0110
AND ALL OTHER
PREVIOUS SHEETS

PRICE SHEET

“08” Series (Wall Units) • Fold-O-Leg • 650 Series Saturna Series • KD Series
(Pedestal Table) • Table Trucks • Stages/Risers


HW ***Howell***
Wakefield

PO Box 1156 1700 W. St. Paul Avenue Milwaukee, WI 53201
www.mitchell-tables.com 1-800-290-5960
1-414-342-3111 (Phone) 1-414-342-4239 (Fax)

WALL MOUNTED TABLE AND BENCH SYSTEMS

"08 SERIES" TABLES & BENCHES - COMPLETE UNITS W/CABINETS

SURFACE MOUNTED TABLE AND BENCH UNITS (Against Wall)



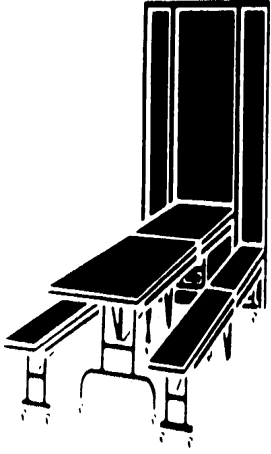
MODEL	TABLES/ CABINET	TABLE WIDTH	BENCHES/ CABINET	BENCH WIDTH	APPROXIMATE WEIGHT	LIST PRICE
RD-08-14-3012-A	1	30"	2	12"	615 LBS.	\$4,970
RD-08-214-3012-A	2	30"	4	12"	1110 LBS.	\$8,997
RD-08-314-3012-A	3	30"	6	12"	1585 LBS.	\$13,758
RD-08-414-3012-A	4	30"	8	12"	2034 LBS.	\$17,146

Note: Flat top caps are standard. Sloping top caps are optional.
 28" wide table and 10" wide benches are also available.
 Combinations of 28" or 30" tables with 10" or 12" benches are available.
 Various heights are available.

Series/lengths: 08-14 Series/14' long units. (Standard)
 08-13 Series/13'3" long units.
 08-12 Series/12' long units.
 08-10 Series/10' long units.

Multiple Depth Systems Available.
 Contact Mitchell sales team for details and pricing.

RECESSED TABLE AND BENCH UNITS (Set-In)



MODEL	TABLES/ CABINET	TABLE WIDTH	BENCHES/ CABINET	BENCH WIDTH	APPROXIMATE WEIGHT	LIST PRICE
RD-08-14-3012-S	1	30"	2	12"	615 LBS.	\$4,820
RD-08-214-3012-S	2	30"	4	12"	1110 LBS.	\$8,641
RD-08-314-3012-S	3	30"	6	12"	1585 LBS.	\$12,763
RD-08-414-3012-S	4	30"	8	12"	2034 LBS.	\$15,633

Note: 28" wide table and 10" wide benches are also available.
 Combinations of 28" or 30" tables with 10" or 12" benches are available.
 Various heights available.

Series/lengths: 08-14 Series/14' long units. (Standard)
 08-13 Series/13'3" long units.
 08-12 Series/12' long units.
 08-10 Series/10' long units.

Multiple Depth Systems Available.
 Special recessed cabinet configurations are available for applications that require custom cabinet height and width. Taller and wider flanges are available.
 Contact Mitchell sales team for details and pricing.

Custom configurations can be manufactured to meet most of your needs. Partially recessed or H-Wall cabinets can be produced to increase the table and benches available in existing and permanent wall pockets.
 Combination surface mount and recessed cabinets can be provided for unique building configurations.
 Contact our customer service department for details and assistance.

WALL MOUNTED TABLE ONLY SYSTEMS

"08 SERIES" TABLES - COMPLETE UNITS W/CABINETS (TABLE ONLY)

SURFACE MOUNTED TABLE ONLY UNITS (Against Wall)

MODEL	TABLES/CABINET	TABLE WIDTH	APPROXIMATE WEIGHT	LIST PRICE
RD-08-14-30TO-A	1	30"	419 LBS.	\$2,414
RD-08-214-30TO-A	2	30"	718 LBS.	\$4,187
RD-08-314-30TO-A	3	30"	997 LBS.	\$6,112
RD-08-414-30TO-A	4	30"	1250 LBS.	CONTACT FACTORY

Note: Flat top caps are standard. Sloping top caps are optional.

28" wide tables are available.

Various heights available.

Series/lengths: "08"-14 series/14' long units. (Standard. See chart above)

"08"-13 series/13'3" long units.

"08"-12 series/12' long units.

"08"-10 series/10' long units.

Contact Mitchell sales team for details and pricing.

RECESSED TABLE ONLY UNITS (Set-In)

MODEL	TABLES/CABINET	TABLE WIDTH	APPROXIMATE WEIGHT	LIST PRICE
RD-08-14-30TO-S	1	30"	419 LBS.	\$2,304
RD-08-214-30TO-S	2	30"	718 LBS.	\$4,041
RD-08-314-30TO-S	3	30"	997 LBS.	\$5,874
RD-08-414-30TO-S	4	30"	1250 LBS.	CONTACT FACTORY

Note: 28" wide tables are available.

Various heights available.

Series/lengths: "08"-14 series/14' long units. (Standard. See chart above)

"08"-13 series/13'3" long units.

"08"-12 series/12' long units.

"08"-10 series/10' long units.

Special recessed cabinet configurations are available for applications that require custom cabinet height and width. Taller and wider flanges are available.

Contact Mitchell sales team for details and pricing.

WALL MOUNTED TABLE AND BENCH SYSTEMS

REPLACEMENT WALL MOUNTED CABINETS

SURFACE MOUNTED CABINETS (AGAINST WALL)

MODEL	APPROXIMATE WEIGHT	LIST PRICE
D-08-14-XXXX-A	235 LBS.	\$1,947
D-08-214-XXXX-A	340 LBS.	\$2,784
D-08-314-XXXX-A	445 LBS.	\$3,916
SURFACE MOUNTED TABLE ONLY CABINETS (AGAINST WALL)		
D-08-14-XXTO-A	140 LBS.	\$1,043
D-08-214-XXTO-A	175 LBS.	\$1,433
D-08-314-XXTO-A	200 LBS.	\$1,988

Note: Flat top caps are standard. Sloping top caps are optional.

Series/lengths: "14" series/14' long units. (Standard. See chart above)
 "13" series/13'3" long units.
 "12" series/12' long units.
 "10" series/10' long units.

Quadruple depth cabinets also available. Contact HW sales team for details and pricing.

RECESSED CABINETS (SET IN)

MODEL	APPROXIMATE WEIGHT	LIST PRICE
D-08-14-XXXX-S	225 LBS.	\$1,660
D-08-214-XXXX-S	320 LBS.	\$2,301
D-08-314-XXXX-S	400 LBS.	\$3,041
RECESSED TABLE ONLY CABINETS (SET IN)		
D-08-14-XXTO-S	115 LBS.	\$859
D-08-214-XXTO-S	155 LBS.	\$1,151
D-08-314-XXTO-S	180 LBS.	\$1,589

Series/lengths: "14" series/14' long units. (Standard. See chart above)
 "13" series/13'3" long units.
 "12" series/12' long units.
 "10" series/10' long units.

Quadruple depth cabinets also available.

Special recessed cabinet configurations are available for applications that require custom cabinet dimensions. Taller and wider flanges are available. Contact HW sales team for details and pricing.

WALL MOUNTED TABLE AND BENCH SYSTEMS

REPLACEMENT TABLE ASSEMBLIES

MODEL	APPROXIMATE WEIGHT	LIST PRICE
DT-08-14-XXXX	190 LBS.	\$1,682

Note: Tables are available in either 28" or 30" widths.

Various heights are available.

Series/lengths: "14" series/14' long units. (Standard. See chart above)
 "13" series/13'3" long units.
 "12" series/12' long units.
 "10" series/10' long units.

Contact HW sales team for details and pricing.

REPLACEMENT BENCH ASSEMBLIES

MODEL	APPROXIMATE WEIGHT	LIST PRICE
DB-08-14-XXXX	190 LBS.	\$1,971

Note: Benches are available in either 10" or 12" widths.

Various heights are available.

Series/lengths: "14" series/14' long units. (Standard. See chart above)
 "13" series/13'3" long units.
 "12" series/12' long units.
 "10" series/10' long units.

Contact HW sales team for details and pricing.

FILLER CAPS & PANELS

DESCRIPTION	SHIPPING WEIGHT	LIST PRICE
PANEL RECEIVER CHANNELS		\$179/EACH
FILLER CAP-SINGLE DEPTH	20 LBS.	\$193/EACH
FILLER CAP-DOUBLE DEPTH	25 LBS.	\$250/EACH
FILLER CAP-TRIPLE DEPTH	30 LBS.	\$317/EACH
FILLER PANELS		
WIDTHS TO 24" (OA WIDTH)		\$334/EACH
WIDTHS TO 30" (OA WIDTH)		\$421/EACH
WIDTHS TO 36" (OA WIDTH)		\$505/EACH

WALL MOUNTED UNITS - ADDITIONAL PRODUCT SPECIFICATIONS

Standard laminates are included in the list prices. Additional charges may apply for special or non – standard laminates or finishes. Laminate brochures are available.

DuraEdge® is standard. Poly edge available as an option.

Powder Coat is the standard finish on metal components. Optional finishes are available.

ADA/Wheelchair accessible options are available.

Room layouts, CAD drawings and elevation drawings are available if required.

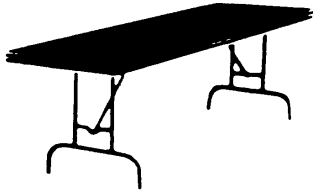
Wall mounted products ship cartoned and skidded. Cabinets stand upright on truck floor.

Contact HW sales team for details and pricing.

MULTI-PURPOSE TABLES

FOLDING LEG TABLES

FOLD-O-LEG TABLES




MODEL	SIZE	QTY./WT. PER CARTON	LIST PRICE
A-7	24" X 72"	2/131 LBS.	\$497
A-5	24" X 96"	1/87 LBS.	\$510
A-3	30' X 72"	1/82 LBS.	\$480
A-1	30" X 96"	1/102 LBS.	\$555
A-11	36" X 72"	1/97 LBS.	\$522
A-9	36" X 96"	1/123 LBS.	\$574
RA-121	48" ROUND	1/81 LBS.	\$577
RA-131	60" ROUND	1/111 LBS.	\$641

650 SERIES SEMINAR/TRAINING TABLES



MODEL	SIZE	QTY./WT. PER CARTON	LIST PRICE
650	18" X 60"	2/110 LBS.	\$512
651	18" X 72"	2/130 LBS.	\$547
652	18" X 96"	2/152 LBS.	\$616
653	24" X 60"	2/135 LBS.	\$582
654	24" X 60"	2/155 LBS.	\$604
655	24" X 96"	1/191 LBS.	\$611

SATURNA "700" TABLES - ADJUSTABLE HEIGHT

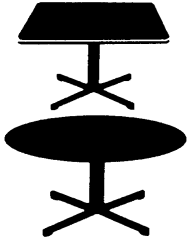


MODEL	SIZE	QTY./WT. PER CARTON	LIST PRICE
732-A	18" X 60"	2/110 LBS.	\$510
731-A	18" X 72"	2/130 LBS.	\$546
729-A	18" X 96"	2/152 LBS.	\$616
708-A	24" X 60"	2/135 LBS.	\$579
707-A	24" X 72"	2/155 LBS.	\$604
705-A	24" X 96"	1/91 LBS.	\$652
741-A	30" X 60"	2/159 LBS.	\$604
703-A	30" X 72"	1/91 LBS.	\$611
701-A	30" X 96"	1/110 LBS.	\$699
714-A	36" X 60"	1/90 LBS.	\$765
711-A	36" X 72"	1/103 LBS.	\$665
709-A	36" X 96"	1/127 LBS.	\$725
R7-121-A	48" ROUND	1/105 LBS.	\$721
R7-131-A	60" ROUND	1/121 LBS.	\$790
T6-703-A	48" X 72-30" TRAPEZOID	1/74 LBS.	\$671

Note: Height Adjustments: 22"-29" standard. 29"-36" available - Add \$17.50 to list prices.


MULTI-PURPOSE FOLDING TABLES

KD PEDESTAL TABLES (Non-folding)



MODEL	SIZE	QTY./WT. PER CARTON	LIST PRICE
36KD36	36" X 36"	2/129 LBS.	\$589
KD42S	42" X 42"	2/150 LBS.	\$599
KD48S	48" X 48"	2/187 LBS.	\$721
KD36R	36" ROUND	2/110 LBS.	\$530
KD42R	42" ROUND	2/126 LBS.	\$622
KD48R	48" ROUND	2/165 LBS.	\$705

TABLE TRUCKS



MODEL	TABLE SIZE	WEIGHT	LIST PRICE
T-47	18" X 60", 18" X 72"	48 LBS.	\$555
T-49	18" X 96"	51 LBS.	\$579
T-34	24",30",36" W X 60",72" L	55 LBS.	\$616
T-45	24" X 96"	60 LBS.	\$643
T-38	ALL WIDTHS X 60",72",96" L	65 LBS.	\$694
T-46	48" ROUND	55 LBS.	\$694
T-36	60" ROUND	60 LBS.	\$747

Note: Flat and edge loading table trucks are available. Table trucks are shipped uncartoned.

MULTI-PURPOSE TABLE SPECIFICATIONS AND GUIDELINES

Standard laminates are included in the list prices. Additional charges may apply for special or non-standard laminates or finishes. Laminate brochures are available.

DuraEdge® is standard. Poly edge available as an option.

Powder Coat is the standard finish on metal components. Chrome finish standard where noted. Optional finishes, including chrome, may be available.

Add \$15.00 for single piece pack shipments where the standard pack is double.

Additional sizes and configurations may be available.

Multi-purpose tables ship cartoned and skidded. Table trucks are shipped uncartoned and require some assembly.

Contact HW sales team for details and pricing.

PLATFORMS, RISERS, STAGES AND STAIRS

INDIVIDUAL PLATFORM AND STAGE UNITS

MODEL	SIZE	HEIGHT	SHIPPING WEIGHT	LIST PRICE
A48	48" X 96"	8"	145 LBS.	\$1,103
B48	48" X 96"	16"	155 LBS.	\$1,179
C48	48" X 96"	24"	170 LBS.	\$1,278
D48	48" X 96"	32"	180 LBS.	\$1,417
E48	48" X 96"	40"	200 LBS.	\$1,461
X48	48" X 96"	42"	200 LBS.	\$1,476
F48	48" X 96"	48"	220 LBS.	\$1,543

COMBINATION BAND AND CHORAL RISERS

MODEL	SIZE	HEIGHT	SHIPPING WEIGHT	LIST PRICE
A15	15" X 96"	8"	60 LBS.	\$516
B15	15" X 96"	16"	65 LBS.	\$554
C15	15" X 96"	24"	70 LBS.	\$586
D15	15" X 96"	32"	75 LBS.	\$602
A33	33" X 96"	8"	100 LBS.	\$726
B33	33" X 96"	16"	105 LBS.	\$853
C33	33" X 96"	24"	115 LBS.	\$941
D33	33" X 96"	32"	125 LBS.	\$1028

STAIRS

MODEL	TREADS	WIDTH	DEPTH	STAIR HEIGHT	SHIPPING WEIGHT	LIST PRICE
KS216	2 STEPS	48"	22"	16"	75 LBS.	\$676
KS324	3 STEPS	48"	31"	24"	85 LBS.	\$921
KS432	4 STEPS	48"	41"	32"	105 LBS.	\$1,158
KS540	5 STEPS	48"	50"	40"	135 LBS.	\$1,367
KS542	5 STEPS	48"	53"	42"	145 LBS.	\$1,406
KS648	6 STEPS	48"	60"	48"	155 LBS.	\$1,708
KS756	7 STEPS	48"	60"	56"	175 LBS.	\$2,313
KS864	8 STEPS	48"	78"	64"	195 LBS.	\$2,394
KS972	9 STEPS	48"	88"	72"	210 LBS.	\$2,765

GUARD RAILS AND RAMPS

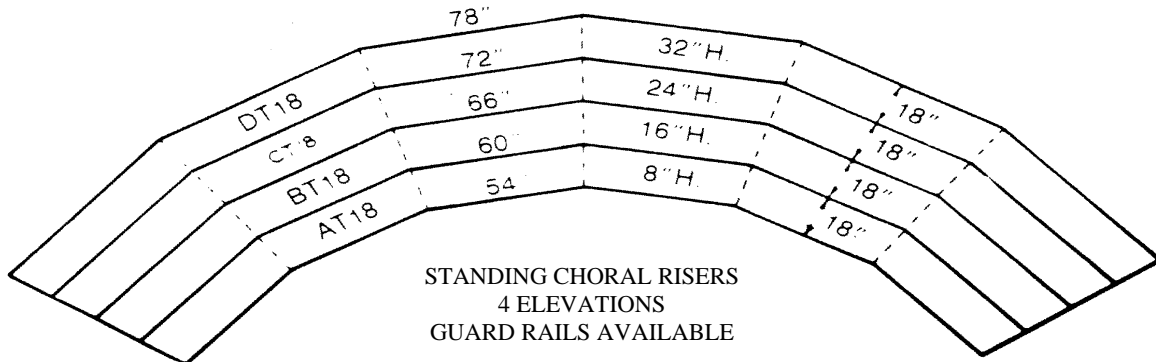
Guard rails are available for many riser/stage configuration.
 Space restrictions and room dimensions may affect ramp design and configuration.
 Railings are available for ramps, stairs and all riser configurations.
 Contact HW sales team for details and pricing.

OPTIONS AND SPECIALS

Transport trucks are available for platforms, risers and stages.
 Contact HW sales team for details for models, sizes and details.
 Dual height units are available in many configurations.
 Special configuration platforms, risers, stages and stage extensions are also available.
 Contact HW sales team for details and pricing.

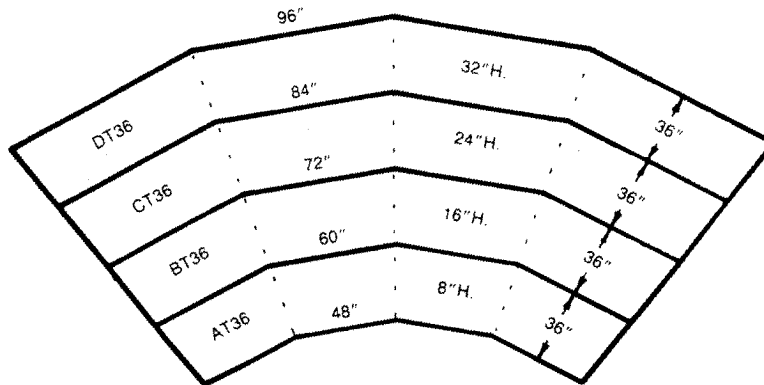
PLATFORMS, RISERS, STAGES AND STAIRS

CHORAL RISERS - STANDING GROUPS



MODEL	WIDTH	HEIGHT	SHIPPING WEIGHT	LIST PRICE
AT18	18"	8"	40 LBS.	\$398
BT18	18"	16"	50 LBS.	\$445
CT18	18"	24"	60 LBS.	\$581
DT18	18"	32"	68 LBS.	\$598

CHORAL RISERS - SEATED GROUPS



MODEL	WIDTH	HEIGHT	SHIPPING WEIGHT	LIST PRICE
AT36	36"	8"	65 LBS.	\$599
BT36	36"	16"	90 LBS.	\$737
CT36	36"	24"	110 LBS.	\$895
DT36	36"	32"	120 LBS.	\$1022

ADDITIONAL PLATFORM, RISER, AND STAGE SPECIFICATIONS

All platforms, ramps, risers, stages and stairs are manufactured with the following heavy-duty, durable characteristics: 16 gauge roll formed steel aprons.

14 gauge steel legs.

Powder coat finish is standard on all metal components.

All legs are capped with heavy duty rubber crutch tips w/steel washer inserts.

Horizontal surfaces are constructed using Panelam™, which has a 3/4" plywood core and textured non-slip laminated surface.

A variety of clamps are included with all units that enable ganging with adjoining units.

Contact HW sales team for details.

GENERAL TERMS AND CONDITIONS

TERMS OF SALE - 30 days net to trade of established credit. No anticipation, no dating, 1½% per month service charge on overdue accounts. Where no credit is established, arrangements must be made regarding terms. All prices are F.O.B. Milwaukee, Wisconsin, without freight allowances.

ORDERS - All orders and contracts are subject to acceptance at Milwaukee, Wisconsin, and are contingent upon fires, strikes, accidents or other causes beyond our control. Shipments are made at purchaser's risk. All prices are quoted for immediate acceptance and are subject to change without notice. Prices prevailing at time of shipment must apply. Clerical errors are subject to correction.

PHONE ORDERS - "Confirmation" must follow immediately. Duplicate orders not marked or identified as "confirmation" are the responsibility of the customer.

ACKNOWLEDGEMENTS - Every order is acknowledged. Orders are manufactured and invoiced based upon the information in the acknowledgement. If there is any discrepancy, the dealer must notify Howell Wakefield Corp. within 5 working days. Orders are accepted by Howell Wakefield Corp. per terms herein and on the acknowledgement. Howell Wakefield Corp. rejects any terms and conditions contained in any customer purchase orders or other business forms which are different from the terms stated herein and on the acknowledgement.

SHIPMENT DAMAGE CLAIMS - All shipments should be carefully inspected by the consignee before acceptance and the delivering carrier should be requested to record any damage or shortage on the delivery receipt before the consignee signs it. If further damage is found after delivery, immediate inspection by the delivering carrier should be requested. Notification of concealed damages must be made to the delivering carrier within 15 days after delivery of merchandise. Carrier liability ceases after 15 days.

CAUTION: After obtaining a clear receipt for the shipment, the delivering carrier is no longer responsible for damage or shortages.

RETURNS - Merchandise returned will not be accepted without prior written consent of Howell Wakefield Corp. After approval, returned merchandise must be shipped pre-paid and subject to 50% handling charge unless it is HW's responsibility.

WARRANTY - Howell Wakefield Corp. warrants products purchased hereunder to be free of defects in materials and workmanship for a period of five (5) years parts and ten (10) years on welds from the date of shipment. This warranty shall not apply in the event products are damaged as a result of misuse, abuse, neglect, accident, improper application, modification or repair by persons not authorized by Howell Wakefield Corp., where products are damaged during shipment, or where date stamps on the products have been defaced, modified or removed. UNLESS CONSIDERED UNENFORCEABLE OR UNLAWFUL UNDER APPLICABLE LAW.

- a. ALL IMPLIED WARRANTIES, INCLUDING BUT NOT LIMITED TO WARRANTIES OF MERCHANTABILITY AND FITNESS FOR A PARTICULAR PURPOSE ARE HEREBY EXCLUDED.
- b. PURCHASER'S REMEDY, IF ANY, FOR ANY DEFECTIVE PRODUCTS SHALL BE LIMITED TO A REFUND, REPLACEMENT OR ADJUSTMENT BY HOWELL WAKEFIELD CORP. OF THE PRODUCTS AT HOWELL WAKEFIELD CORP'S. OPTION, AND SHALL IN NO EVENT INCLUDE DAMAGES OF ANY KIND, WHETHER INCIDENTAL, CONSEQUENTIAL OR OTHERWISE.

We reserve the right to make any changes in price, design and material specifications without notice.

HOWELL WAKEFIELD CORPORATION.

PO Box 1156 1700 W. St. Paul Avenue Milwaukee, WI 53201

www.mitchell-tables.com 1-800-290-5960

1-414-342-3111 (Phone) 1-414-342-4239 (Fax)

HOWELL WAKEFIELD CORPORATION

PO Box 1156 1700 W. St. Paul Avenue Milwaukee, WI 53201

www.mitchell-tables.com 1-800-290-5960

1-414-342-3111 (Phone) 1-414-342-4239 (Fax)