

March 24, 2008

Updated January 1, 2009

800-424-2432







<b>Ordering C.O.M., C.O.L., and C.O.V.</b>	BONDUEL, GREEN BAY, LAVERNE, and TUPELO	2
	Shipping Location	4
<b>Activity Tables</b>	General Information	6
	Exeter	8
	Oxford	12
<b>Intellect® Activity Tables</b>	General Information	20
	Activity Tables	22
<b>Junior Tables</b>	General Information	30
	Junior Tables	32
<b>1000 Series Chairs</b>	General Information	36
	Chairs	38
<b>DuraStack® Chairs</b>	Stack Chair General Information	44
	Stack Chairs	46
	Pedestal Base Chair General Information	48
	Pedestal Base Chairs	50
<b>Index</b>	Index	52

# Ordering C.O.M., C.O.L., and C.O.V.

BONDUEL, GREEN BAY, LAVERNE, and TUPELO

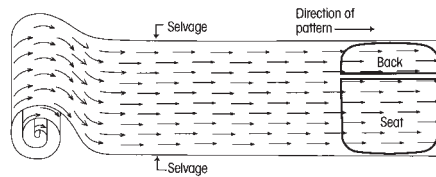
## How to Specify C.O.M. Upholstery

Textile designs often have intricate patterns. Not all individuals will interpret fabric direction in the same manner.

As a standard procedure, KI cuts fabrics off the roll in a horizontal fashion as shown in Diagram A at the right. By cutting in this fashion, most waste is eliminated. Our requirements for yardage in this book are based on this type of cutting. When directional or patterned fabrics are used, they often require more yardage than solid colors.

By providing KI with a completely filled-out copy of the form on this page, we will be able to expedite your order. We find it particularly helpful with directional or patterned upholstery material. It is critical that copies of this form accompany test quantities as well as production quantities of C.O.M.

C.O.M. must be supplied in continuous yardage.



## C.O.M., C.O.L. and C.O.V. Testing

KI will require for testing actual yardage to upholster one chair. The testing requirements depend on which chair you have selected on your order.

Test samples will be applied to the order and will be held for 6 months if needed. After 6 months, the sample can no longer be applied to your order. For all products to be tested, send test samples for approval to:

**KI**  
1330 Bellevue Street  
Green Bay, WI 54302  
Attn: C.O.M. Specialist

To expedite the procedure, attach a copy of the "C.O.M. Information Form" on this page.

All C.O.M., C.O.L. and C.O.V. must be labeled with the purchase order number.

## C.O.M., C.O.L. and C.O.V. Production

Customer's fabrics and leathers must be approved prior to acceptance for production. Upon test approval, a 1" square sample swatch of upholstery material must accompany the order. KI assumes no responsibility for wear, defects or performance of customer's own fabrics, vinyl or leather. C.O.M., C.O.L. and C.O.V. orders are available on a deferred delivery basis.

Orders for production of C.O.M., C.O.L. and C.O.V. upholstered products are not scheduled for processing until upholstery material is received. Upon receipt, KI will provide an acknowledgement and an estimated shipping date.

KI recommends that leather be ordered in yardage. Leather must be usable. The outer edges cannot be calculated as square feet or yardage.

The C.O.M., C.O.L. and C.O.V. yardage requirements accompanying products in the pricing section are for 10 chairs/seats or less, 54" wide nondirectional material. On larger orders, less material is required.

For exact production yardage requirements, call 1-800-424-2432, ext. 2707.

## C.O.M., C.O.L. and C.O.V. Order Processing

For products shipped from Green Bay, WI facility, ship upholstery material to:

**KI**  
Attn: C.O.M. Storage  
1330 Bellevue Street  
Green Bay, WI 54302

For products shipped from Tupelo, MS facility ship material to:

**KI Tupelo**  
Attn: C.O.M. Storage  
2112 South Green Street  
Tupelo, MS 38801

For products shipped from Bonduel, WI facility, ship material to:

**KI**  
Attn: C.O.M. Storage  
204 West South Street  
Bonduel, WI 54107

For products shipped from LaVerne, CA facility, ship material to:

**Impress/Kismet/Medical & Laboratory Stools**  
Attn: C.O.M. Storage  
2009 Wright Ave.  
LaVerne, CA 91750

## Intricate Patterns

In the event of specific requirements for positioning of intricate patterns or pattern repeats on seats and backrests, provide a sketch noting requirements, as in Diagram B, along with materials for testing, and with the order.

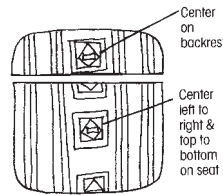


Diagram B

## Treated Materials

If C.O.M. requires processing such as Scotchgard® or acrylic backing, it often shrinks. To prevent delays in delivery or back ordering due to shrinkage, please have your processor remeasure after processing and assure adequate yardage shipment.

## Split Orders

If a portion of the shipment which does not require C.O.M., C.O.L. or C.O.M. applications is to be processed and shipped early, KI will enter the order immediately at your request. These split shipments are subject to minimum order changes.

Contact the C.O.M. Specialist at 1-800-424-2432, ext. 2707, with questions or to verify a split order.

## Excess Upholstery Material

KI will dispose of excess upholstery material at the time of shipment unless expressly requested to return it with the product shipment.

## Cancelled or Changed Orders

KI assumes no responsibility for extra C.O.M., C.O.L. or C.O.V. material due to a change of upholstery or cancellation of an order. It is the customer's responsibility to arrange for return of this material.

## C.O.M., C.O.L. and C.O.V. Information Form

A copy of this form should accompany test requests and production orders. Please fill it out completely, and, if your order has been acknowledged, provide the acknowledgement number.

Purchasing Agent (Dealer or buying organization)

Attention

Address

City S late Zip

Project Name

Type of seating and number of units of each type

Please see information below and check the appropriate box.

Submitted for testing.

Test approved. Submitted for production.

Purchase Order Number


KI Acknowledgement Number

In all instances, send this form to the C.O.M. Specialist.

A Selvage Top and Bottom




B Selvage Side and Side





# Ordering C.O.M., C.O.L., and C.O.V.

BONDUEL, GREEN BAY, LAVERNE, and TUPELO



# Ordering C.O.M., C.O.L., and C.O.V.

Shipping Location

## C.O.M. SHIPPING LOCATION



### Architectural Walls

Genius Wall ..... MN  
Systems Wall ..... MN

### Classroom Furniture

360 Classroom Furniture ..... BW  
Dorsal 1090 Chairs ..... GB  
Dorsal Student Desks ..... GB

### Desking

700 Series Desking ..... KP  
Balance Overheads ..... MN  
Genesis Desking ..... MN  
True Desking ..... KP  
Universal Overheads ..... MN  
WorkZone Desking ..... MN

### Files & Storage

E-Series Pedestal Cushion ..... GB  
700 Series Pedestal Cushion ..... GB

### Fixed Seating

Aria Auditorium Seating ..... BW  
Concerto Auditorium Seating ..... BW  
Fixed Pedestals ..... GB  
Jury Base Seating ..... GB  
Lancaster Auditorium Seating ..... BW  
Sequence Seating ..... GB  
University Seating ..... GB

### Panel Systems

All Terrain ..... KP  
Balance Overheads ..... KP  
Flexible WorkSpace ..... BW  
Prosper ..... AG\*  
System 3000 ..... MN  
Universal Overheads ..... MN  
Wireworks ..... MN

### Residence Hall Furniture

RoomScope Furniture ..... MN

### Seating

100 Series Folding Chairs ..... TM  
300 Series Folding Chairs ..... TM  
600 Series Stools ..... TM  
700 Series Folding Chairs ..... TM  
800 Series Stools ..... TM  
1000 Series ..... GB  
Aerdyn Guest Seating ..... HN  
Albany Auditorium Seating ..... BW  
Arissa Lounge ..... HN  
Aston Guest Seating ..... HN  
Auditorium Folding Chairs ..... TM  
Bantam Guest Seating ..... HN  
Briar Multiple & Healthcare Seating ..... HN  
Bruen Lounge Seating ..... HN  
Canaan Guest Seating ..... HN  
Cinturon Lounge & Professional Seating ..... HN  
Cody Lounge Seating ..... HN  
Comfort Line Folding Chairs ..... TM  
Dance Nesting & Task Chairs ..... BW  
Daybed Sofas ..... HN  
Daylight Stacking Chairs ..... GB  
Dorsal Stacking & Tandem Seating ..... GB  
Eden Healthcare Seating ..... HN  
Engage Task Chairs & Stools ..... GB  
Eton Lounge Seating ..... HN  
Flex Multiple & Healthcare Seating ..... HN  
Front Row Seats (Silk Screening) ..... TM  
GateOne Public Seating ..... BW  
Glimmer Stacking & Task ..... HB  
Grand Salon Lounge Seating & Benches ..... HN  
Hancock Benches ..... HN  
Impress Task Chairs ..... LV  
Impress Ultra Task Chairs ..... LV  
Impulse Task Chairs ..... GB  
Ivey Lounge & Guest Seating ..... HN

Jessa Lounge Seating ..... HN  
Kismet Task/Guest Chairs & Stools ..... LV  
Kurv Benches ..... HN  
LaResta Day Beds ..... HN  
Lido Lounge Seating ..... HN  
Lola Lounge Seating ..... HN  
Maestro Stacking Chairs ..... GB  
Matrix Stacking Chairs ..... GB  
Mechanical Adjustable Stools ..... TM  
Medical & Laboratory Stools ..... LV  
Mesa Lounge & Task Seating ..... HN  
MI6 Nesting Chairs ..... GB  
Neena Lounge Seating & Benches ..... HN  
Perry Stacking Chairs ..... GB  
Perth Multiple & Healthcare Seating ..... HN  
Piretti 2000 Series Seating ..... GB  
Piretti Stacking Chairs ..... GB  
Pomfret Lounge & Guest Seating ..... HN  
Promenade Seating System ..... BW  
Quatro Guest Seating ..... HN  
Rapture Stacking Chairs & Stools ..... GB  
Relax Lounge Seating ..... HN  
Rose Healthcare ..... BW  
Silhouette Stacking Chairs & Stools ..... BW  
Soltice Multiple, Healthcare & Guest ..... HN  
Strive Stacking & Task ..... GB  
Teacup Lounge Seating ..... HN  
Three Multiple, Healthcare & Lounge ..... HN  
Torsion-on-the-Go Nesting Chairs ..... GB  
Torsion Stacking and Task Seating ..... GB  
Versa Stacking Chairs & Stools ..... GB  
Warren Healthcare Seating ..... BW

### Site Furnishings

Logix ..... BW

## KI Manufacturing Sites - Customer's Own Material Shipment Manufacturing Site Addresses

### BW

KI Bonduel  
Attn: COM Storage  
204 West South St.  
Bonduel, WI 54107

### AG\*

Contact KI at  
1-800-424-2432

### HB

Glimmer  
Attn: COM Storage  
15731 Graham St.  
Huntington Beach, CA 92649

### HN

KI-HN  
Attn: COM Storage  
217 Field Avenue  
High Point, NC 27263

### KP

KI Pembroke  
Attn: COM Storage  
1000 Olympic Dr.  
Pembroke, Ontario K8A6X7

### GB

KI Green Bay  
Attn: COM Storage  
1330 Bellevue St.  
Green Bay, WI 54302

### LV

Impress/Impress Ultra/  
Kismet/Medical Stools  
Attn: COM Storage  
2009 Wright Ave.  
LaVerne, CA 91750


### MN

KI Manitowoc  
Attn: COM Storage  
1400 S. 41st St.  
Manitowoc, WI 54220



# Ordering C.O.M., C.O.L., and C.O.V.

Shipping Location



# Activity Tables

## General Information



**Rectangular Activity Table (X245)**



**Square Activity Table (X33)**



**Trapezoidal Activity Table (XT35)**



**Round Activity Table (OR4)**



**Kidney Shape Activity Table (OK4)**

### Features

Solid core top	•	•	•	•	•
High-pressure laminate surface	•	•	•	•	•
Exeter-fixed legs, square	•	•	•	•	•
Oxford fixed legs, round	•	•	•	•	•
Oxford adjustable legs, round	•	•	•	•	•
Flat vinyl T-edge	•	•	•	•	•



**Exeter Legs**



**Oxford Fixed Height Legs**



**Oxford Adjustable Height Legs**

### SPECIFICATIONS

#### Tops

1-1/4" thick high-density particleboard core with high-pressure laminate top and phenolic backing sheet.

#### Bright Chrome Finish

Surfaces are duplex nickel-chrome plated in a twenty-two step process.

#### Enamel Finish

Nonchipping enamel is electrostatically applied, then baked; alkyd urea formula.

#### Exeter Legs

16-gauge, 1" square legs, 7/8" square cross-braces of 18-gauge seam-welded tubular steel. Legs are welded in pairs with two crossbraces. 11-gauge steel anchor plate welded above each leg. 5/16" steel rod support welded to crossbrace and anchor support. Legs fasten to top with screws. Self-leveling glides.

#### Oxford Fixed Height Legs

1-1/4" o.d., 18-gauge seam-welded tubular steel. 11-gauge steel anchor plate welded to each leg, with 5/16" solid steel rod supports welded to leg and anchor plate. Legs fasten to top with screws. Self-leveling glides.

#### Oxford Adjustable Height Legs

1-1/4" o.d., 18-gauge seam-welded tubular steel. Telescoping lower section of tubular steel in bright chrome finish; locks with set screw in 1" increments in a 21"-29" height range.







---

**INFORMATION**

**Warranty**  
Refer to KI Terms & Conditions document or  
visit [ki.com](http://ki.com)

# Activity Tables

Exeter

MODEL	Features	SIZE x SIZE	MODEL NUMBER				Approx. Packaged Weight	
			Basic Model	Frame Color	Surface Finish	Edge Color		
 <b>Rectangular</b> <ul style="list-style-type: none"> <li>Seam-welded tubular steel legs</li> <li>Solid core top with high pressure laminate surface</li> <li>Laminate top</li> <li>Self-leveling glides</li> <li>Available with bright chrome or enamel legs</li> <li>29" height</li> <li>Vinyl edge standard</li> </ul>		18 x 60"	X155	<input type="checkbox"/>	<input type="checkbox"/>	<input type="checkbox"/>	77#	
	Chrome	18 x 60"	X155/CH		<input type="checkbox"/>	<input type="checkbox"/>	77#	
		18 x 84"	X157	<input type="checkbox"/>	<input type="checkbox"/>	<input type="checkbox"/>	107#	
	Chrome	18 x 84"	X157/CH		<input type="checkbox"/>	<input type="checkbox"/>	107#	
		24 x 48"	X24	<input type="checkbox"/>	<input type="checkbox"/>	<input type="checkbox"/>	81#	
	Chrome	24 x 48"	X24/CH		<input type="checkbox"/>	<input type="checkbox"/>	81#	
		24 x 54"	X245	<input type="checkbox"/>	<input type="checkbox"/>	<input type="checkbox"/>	83#	
	Chrome	24 x 54"	X245/CH		<input type="checkbox"/>	<input type="checkbox"/>	83#	
		30 x 48"	X254	<input type="checkbox"/>	<input type="checkbox"/>	<input type="checkbox"/>	118#	
	Chrome	30 x 48"	X254/CH		<input type="checkbox"/>	<input type="checkbox"/>	118#	
		30 x 60"	X255	<input type="checkbox"/>	<input type="checkbox"/>	<input type="checkbox"/>	125#	
	Chrome	30 x 60"	X255/CH		<input type="checkbox"/>	<input type="checkbox"/>	125#	
		30 x 72"	X256	<input type="checkbox"/>	<input type="checkbox"/>	<input type="checkbox"/>	150#	
	Chrome	30 x 72"	X256/CH		<input type="checkbox"/>	<input type="checkbox"/>	150#	
		30 x 96"	X258	<input type="checkbox"/>	<input type="checkbox"/>	<input type="checkbox"/>	188#	
	Chrome	30 x 96"	X258/CH		<input type="checkbox"/>	<input type="checkbox"/>	188#	
	 <b>Square</b> <ul style="list-style-type: none"> <li>Seam-welded tubular steel legs</li> <li>Solid core top with high pressure laminate surface</li> <li>Laminate top</li> <li>Self-leveling glides</li> <li>Available with bright chrome or enamel legs</li> <li>29" height</li> <li>Vinyl edge standard</li> </ul>		36 x 36"	X33	<input type="checkbox"/>	<input type="checkbox"/>	<input type="checkbox"/>	108#
		Chrome	36 x 36"	X33/CH		<input type="checkbox"/>	<input type="checkbox"/>	108#

**A**   **B**   **C**   **D**

## HOW TO ORDER

Indicate the following information on order form:

- Quantity of each item.
- Model number, including options. See "How To Build a Model Number".
- Any special service required.

Note: •The  indicates that a choice is required.  
•The absence of the  indicates that no choice is required.

## HOW TO BUILD A MODEL NUMBER

- Select basic model.
- Select frame color.  
Refer to color addendum at ki.com or in KI Price List or KI Fabrics & Finishes binder.
- Select surface finish.  
Refer to color addendum at ki.com or in KI Price List or KI Fabrics & Finishes binder. Surface finish offerings are based on edge style selections.
- Select edge color.  
Refer to color addendum at ki.com or in KI Price List or KI Fabrics & Finishes binder. Edge color offerings are based on edge style selections.



Delivered Pricing	Freight Excluded Pricing
\$ 315	\$ 256
341	278
331	269
358	292
338	274
364	296
343	279
370	300
351	286
379	309
358	291
387	315
387	314
416	339
524	424
550	448
384	313
412	336
412	336
440	358
570	466
603	485
\$ 336	\$ 272
379	297

### SPECIAL SERVICES

#### Special Carton Marking

With specially marked information N/C


#### Shipping

Shipped **knockdown f.o.b. (freight excluded) or freight prepaid f.o.b. (delivered) Tupelo, Mississippi 38804** factory. Freight class #85.

Specifications and prices are subject to change without prior notice.

# Activity Tables

Exeter

MODEL	Features	SIZE	MODEL NUMBER				Approx. Packaged Weight
			Basic Model	Frame Color	Surface Finish	Edge Color	
 EX <b>Trapezoidal</b> • Seam-welded tubular steel legs • Solid core top with high pressure laminate surface • Vinyl edge standard • Self-leveling glides • Available with bright chrome or enamel legs • 29" height		24 x 24 x 48"	XT24	<input type="checkbox"/> <input type="checkbox"/>	<input type="checkbox"/> <input type="checkbox"/> <input type="checkbox"/> <input type="checkbox"/>	<input type="checkbox"/> <input type="checkbox"/> <input type="checkbox"/> <input type="checkbox"/>	56#
	Chrome	24 x 24 x 48"	XT24/CH		<input type="checkbox"/> <input type="checkbox"/> <input type="checkbox"/> <input type="checkbox"/>	<input type="checkbox"/> <input type="checkbox"/> <input type="checkbox"/> <input type="checkbox"/>	56#
		30 x 30 x 60"	XT35	<input type="checkbox"/> <input type="checkbox"/>	<input type="checkbox"/> <input type="checkbox"/> <input type="checkbox"/> <input type="checkbox"/>	<input type="checkbox"/> <input type="checkbox"/> <input type="checkbox"/> <input type="checkbox"/>	83#
	Chrome	30 x 30 x 60"	XT35/CH		<input type="checkbox"/> <input type="checkbox"/> <input type="checkbox"/> <input type="checkbox"/>	<input type="checkbox"/> <input type="checkbox"/> <input type="checkbox"/> <input type="checkbox"/>	83#
<b>Exeter Fixed Height Leg Sets</b> • 1" square tubular steel with 7/8" square crossbraces connecting legs in pairs • Self-leveling glides • Packed 2 leg sets (8 legs) per carton	Chrome	30, 36 Wide Tables	HTL.0/CH				19#
		30, 36 Wide Tables	HTL.1	<input type="checkbox"/> <input type="checkbox"/>			19#
	Chrome	24 Wide Tables	NHTL.0/CH				17#
		24 Wide Tables	NHTL.1	<input type="checkbox"/> <input type="checkbox"/>			17#

A

B

C

D

## HOW TO ORDER

Indicate the following information on order form:

- Quantity of each item.
- Model number, including options. See "How To Build a Model Number".
- Any special service required.

Note: • The  indicates that a choice is required.  
 • The absence of the  indicates that no choice is required.

## HOW TO BUILD A MODEL NUMBER

- Select basic model.
- Select frame color.  
Refer to color addendum at ki.com or in KI Price List or KI Fabrics & Finishes binder.
- Select surface finish.  
Refer to color addendum at ki.com or in KI Price List or KI Fabrics & Finishes binder. Surface finish offerings are based on edge style selections.
- Select edge color.  
Refer to color addendum at ki.com or in KI Price List or KI Fabrics & Finishes binder. Edge color offerings are based on edge style selections.



Delivered Pricing	Freight Excluded Pricing
\$ 334	\$ 271
362	295
375	292
405	317
\$ 127	\$ 127
83	83
127	127
83	83

**SPECIAL SERVICES**

**Special Carton Marking**

With specially marked information N/C

**Shipping**

Shipped **knockdown f.o.b. (freight excluded) or freight prepaid f.o.b. (delivered) Tupelo, Mississippi 38804** factory. Freight class #85.

Specifications and prices are subject to change without prior notice.

# Activity Tables

Oxford

MODEL	Features	SIZE	MODEL NUMBER				Approx. Packaged Weight
			Basic Model	Frame Color	Surface Finish	Edge Color	
<b>Rectangular</b> <ul style="list-style-type: none"> <li>Seam-welded tubular steel legs</li> <li>Solid core top with high pressure laminate surface</li> <li>Laminate top</li> <li>Self-leveling glides</li> <li>Available with bright chrome or enamel legs</li> <li>29" height</li> <li>Vinyl edge standard</li> </ul>		18 x 60"	0155	<input type="checkbox"/> <input type="checkbox"/>	<input type="checkbox"/> <input type="checkbox"/> <input type="checkbox"/>	<input type="checkbox"/> <input type="checkbox"/> <input type="checkbox"/>	77#
	Chrome	18 x 60"	0155/CH		<input type="checkbox"/> <input type="checkbox"/> <input type="checkbox"/>	<input type="checkbox"/> <input type="checkbox"/> <input type="checkbox"/>	77#
		18 x 84"	0157	<input type="checkbox"/> <input type="checkbox"/>	<input type="checkbox"/> <input type="checkbox"/> <input type="checkbox"/>	<input type="checkbox"/> <input type="checkbox"/> <input type="checkbox"/>	107#
	Chrome	18 x 84"	0157/CH		<input type="checkbox"/> <input type="checkbox"/> <input type="checkbox"/>	<input type="checkbox"/> <input type="checkbox"/> <input type="checkbox"/>	107#
		24 x 48"	024	<input type="checkbox"/> <input type="checkbox"/>	<input type="checkbox"/> <input type="checkbox"/> <input type="checkbox"/>	<input type="checkbox"/> <input type="checkbox"/> <input type="checkbox"/>	81#
	Chrome	24 x 48"	024/CH		<input type="checkbox"/> <input type="checkbox"/> <input type="checkbox"/>	<input type="checkbox"/> <input type="checkbox"/> <input type="checkbox"/>	81#
		24 x 54"	0245	<input type="checkbox"/> <input type="checkbox"/>	<input type="checkbox"/> <input type="checkbox"/> <input type="checkbox"/>	<input type="checkbox"/> <input type="checkbox"/> <input type="checkbox"/>	83#
	Chrome	24 x 54"	0245/CH		<input type="checkbox"/> <input type="checkbox"/> <input type="checkbox"/>	<input type="checkbox"/> <input type="checkbox"/> <input type="checkbox"/>	83#
		30 x 48"	0254	<input type="checkbox"/> <input type="checkbox"/>	<input type="checkbox"/> <input type="checkbox"/> <input type="checkbox"/>	<input type="checkbox"/> <input type="checkbox"/> <input type="checkbox"/>	118#
	Chrome	30 x 48"	0254/CH		<input type="checkbox"/> <input type="checkbox"/> <input type="checkbox"/>	<input type="checkbox"/> <input type="checkbox"/> <input type="checkbox"/>	118#
		30 x 60"	0255	<input type="checkbox"/> <input type="checkbox"/>	<input type="checkbox"/> <input type="checkbox"/> <input type="checkbox"/>	<input type="checkbox"/> <input type="checkbox"/> <input type="checkbox"/>	125#
	Chrome	30 x 60"	0255/CH		<input type="checkbox"/> <input type="checkbox"/> <input type="checkbox"/>	<input type="checkbox"/> <input type="checkbox"/> <input type="checkbox"/>	125#
		30 x 72"	0256	<input type="checkbox"/> <input type="checkbox"/>	<input type="checkbox"/> <input type="checkbox"/> <input type="checkbox"/>	<input type="checkbox"/> <input type="checkbox"/> <input type="checkbox"/>	150#
	Chrome	30 x 72"	0256/CH		<input type="checkbox"/> <input type="checkbox"/> <input type="checkbox"/>	<input type="checkbox"/> <input type="checkbox"/> <input type="checkbox"/>	150#
		30 x 96"	0258	<input type="checkbox"/> <input type="checkbox"/>	<input type="checkbox"/> <input type="checkbox"/> <input type="checkbox"/>	<input type="checkbox"/> <input type="checkbox"/> <input type="checkbox"/>	188#
	Chrome	30 x 96"	0258/CH		<input type="checkbox"/> <input type="checkbox"/> <input type="checkbox"/>	<input type="checkbox"/> <input type="checkbox"/> <input type="checkbox"/>	188#
		36 x 60"	035	<input type="checkbox"/> <input type="checkbox"/>	<input type="checkbox"/> <input type="checkbox"/> <input type="checkbox"/>	<input type="checkbox"/> <input type="checkbox"/> <input type="checkbox"/>	156#
	Chrome	36 x 60"	035/CH		<input type="checkbox"/> <input type="checkbox"/> <input type="checkbox"/>	<input type="checkbox"/> <input type="checkbox"/> <input type="checkbox"/>	156#
	36 x 72"	036	<input type="checkbox"/> <input type="checkbox"/>	<input type="checkbox"/> <input type="checkbox"/> <input type="checkbox"/>	<input type="checkbox"/> <input type="checkbox"/> <input type="checkbox"/>	169#	
Chrome	36 x 72"	036/CH		<input type="checkbox"/> <input type="checkbox"/> <input type="checkbox"/>	<input type="checkbox"/> <input type="checkbox"/> <input type="checkbox"/>	169#	
	36 x 96"	038	<input type="checkbox"/> <input type="checkbox"/>	<input type="checkbox"/> <input type="checkbox"/> <input type="checkbox"/>	<input type="checkbox"/> <input type="checkbox"/> <input type="checkbox"/>	128#	
Chrome	36 x 96"	038/CH		<input type="checkbox"/> <input type="checkbox"/> <input type="checkbox"/>	<input type="checkbox"/> <input type="checkbox"/> <input type="checkbox"/>	128#	
<b>Square</b> <ul style="list-style-type: none"> <li>Seam-welded tubular steel legs</li> <li>Solid core top with high pressure laminate surface</li> <li>Laminate top</li> <li>Self-leveling glides</li> <li>Available with bright chrome or enamel legs</li> <li>29" height</li> <li>Vinyl edge standard</li> </ul>		36 x 36"	033	<input type="checkbox"/> <input type="checkbox"/>	<input type="checkbox"/> <input type="checkbox"/> <input type="checkbox"/>	<input type="checkbox"/> <input type="checkbox"/> <input type="checkbox"/>	108#
	Chrome	36 x 36"	033/CH		<input type="checkbox"/> <input type="checkbox"/> <input type="checkbox"/>	<input type="checkbox"/> <input type="checkbox"/> <input type="checkbox"/>	108#

A

B

C

D

## HOW TO ORDER

Indicate the following information on order form:

- Quantity of each item.
- Model number, including options. See "How To Build a Model Number".
- Any special service required.

Note: •The  indicates that a choice is required.  
•The absence of the  indicates that no choice is required.

## HOW TO BUILD A MODEL NUMBER

- Select basic model.
- Select frame color.  
Refer to color addendum at ki.com or in KI Price List or KI Fabrics & Finishes binder.
- Select surface finish.  
Refer to color addendum at ki.com or in KI Price List or KI Fabrics & Finishes binder. Surface finish offerings are based on edge style selections.
- Select edge color.  
Refer to color addendum at ki.com or in KI Price List or KI Fabrics & Finishes binder. Edge color offerings are based on edge style selections.



Delivered Pricing	Freight Excluded Pricing
\$ 258	\$ 210
272	221
300	244
317	256
282	229
291	243
297	243
313	254
312	252
324	264
338	274
353	287
363	295
379	309
501	407
515	419
361	292
375	305
390	317
405	328
541	440
558	453
\$ 297	\$ 243
314	255

## SPECIAL SERVICES

### Special Carton Marking

With specially marked information N/C




### Shipping

Shipped **knockdown f.o.b. (freight excluded) or freight prepaid f.o.b. (delivered) Tupelo, Mississippi 38804** factory. Freight class #85.

Specifications and prices are subject to change without prior notice.

# Activity Tables

Oxford

	MODEL	Features	SIZE	MODEL NUMBER				Approx. Packaged Weight
				Basic Model	Frame Color	Surface Finish	Edge Color	
 OX	<b>Trapezoidal</b> <ul style="list-style-type: none"> <li>Seam-welded tubular steel legs</li> <li>Solid core top with high pressure laminate surface</li> <li>Vinyl edge standard</li> <li>Self-leveling glides</li> <li>Available with bright chrome or enamel legs</li> <li>29" height</li> </ul>		24 x 24 x 48"	OT24	<input type="checkbox"/>	<input type="checkbox"/>	<input type="checkbox"/>	56#
		Chrome	24 x 24 x 48"	OT24/CH		<input type="checkbox"/>	<input type="checkbox"/>	56#
			30 x 30 x 60"	OT35	<input type="checkbox"/>	<input type="checkbox"/>	<input type="checkbox"/>	83#
		Chrome	30 x 30 x 60"	OT35/CH		<input type="checkbox"/>	<input type="checkbox"/>	83#
 OX	<b>Round</b> <ul style="list-style-type: none"> <li>Seam-welded tubular steel legs</li> <li>Solid core top with high pressure laminate surface</li> <li>Vinyl edge standard</li> <li>Self-leveling glides</li> <li>Available with bright chrome or enamel legs</li> <li>29" height</li> </ul>		36" Diameter	OR3	<input type="checkbox"/>	<input type="checkbox"/>	<input type="checkbox"/>	44#
		Chrome	36" Diameter	OR3/CH		<input type="checkbox"/>	<input type="checkbox"/>	44#
			42" Diameter	OR35	<input type="checkbox"/>	<input type="checkbox"/>	<input type="checkbox"/>	64#
		Chrome	42" Diameter	OR35/CH		<input type="checkbox"/>	<input type="checkbox"/>	64#
			48" Diameter	OR4	<input type="checkbox"/>	<input type="checkbox"/>	<input type="checkbox"/>	72#
		Chrome	48" Diameter	OR4/CH		<input type="checkbox"/>	<input type="checkbox"/>	72#
			60" Diameter	OR5	<input type="checkbox"/>	<input type="checkbox"/>	<input type="checkbox"/>	118#
Chrome	60" Diameter	OR5/CH		<input type="checkbox"/>	<input type="checkbox"/>	118#		
 OX	<b>Kidney Shape</b> <ul style="list-style-type: none"> <li>Seam-welded tubular steel legs</li> <li>Solid core top with high pressure laminate surface</li> <li>Vinyl edge standard</li> <li>Self-leveling glides</li> <li>Available with bright chrome or enamel legs</li> <li>29" height</li> </ul>		48 x 72"	OK4	<input type="checkbox"/>	<input type="checkbox"/>	<input type="checkbox"/>	108#
		Chrome	48 x 72"	OK4/CH		<input type="checkbox"/>	<input type="checkbox"/>	108#
	<b>Oxford Fixed Height Leg Sets</b> <ul style="list-style-type: none"> <li>1-1/4" tubular steel</li> <li>Self-leveling glides</li> <li>Packed 2 leg sets (8 legs) per carton</li> <li>Price per set (4 legs)</li> </ul>	Chrome		FTL0/CH				12#
				FTL1	<input type="checkbox"/>			12#

A
B
C
D

## HOW TO ORDER

Indicate the following information on order form:

- Quantity of each item.
- Model number, including options. See "How To Build a Model Number".
- Any special service required.

Note: •The  indicates that a choice is required.  
•The absence of the  indicates that no choice is required.

## HOW TO BUILD A MODEL NUMBER

- Select basic model.
- Select frame color.  
Refer to color addendum at [ki.com](http://ki.com) or in KI Price List or KI Fabrics & Finishes binder.
- Select surface finish.  
Refer to color addendum at [ki.com](http://ki.com) or in KI Price List or KI Fabrics & Finishes binder. Surface finish offerings are based on edge style selections.
- Select edge color.  
Refer to color addendum at [ki.com](http://ki.com) or in KI Price List or KI Fabrics & Finishes binder. Edge color offerings are based on edge style selections.





Delivered Pricing	Freight Excluded Pricing
\$ 256	\$ 209
272	222
298	244
314	255

\$ 313	\$ 254
327	266
390	317
405	328
380	310
394	320
500	405
513	418
\$ 578	\$ 471
592	481

\$ 77	\$ 77
63	63

## SPECIAL SERVICES

### Special Carton Marking

With specially marked information N/C

### Shipping

Shipped **knockdown f.o.b. (freight excluded) or freight prepaid f.o.b. (delivered) Tupelo, Mississippi 38804** factory. Freight class #85.

Specifications and prices are subject to change without prior notice.

# Activity Tables

Oxford

MODEL	Features	SIZE	MODEL NUMBER				Approx. Packaged Weight
			Basic Model	Frame Color	Surface Finish	Edge Color	
OX	<b>Rectangular</b> <ul style="list-style-type: none"> <li>Seam-welded tubular steel legs</li> <li>Solid core top with high pressure laminate surface</li> <li>Laminate top</li> <li>Self-leveling glides</li> <li>Available with bright chrome or enamel legs</li> <li>21"-29" height</li> <li>Vinyl edge standard</li> </ul>	18 x 60"	0155/A	<input type="checkbox"/>	<input type="checkbox"/>	<input type="checkbox"/>	77#
		Chrome 18 x 60"	0155/ACH		<input type="checkbox"/>	<input type="checkbox"/>	77#
		18 x 84"	0157/A	<input type="checkbox"/>	<input type="checkbox"/>	<input type="checkbox"/>	107#
		Chrome 18 x 84"	0157/ACH		<input type="checkbox"/>	<input type="checkbox"/>	107#
		24 x 48"	024/A	<input type="checkbox"/>	<input type="checkbox"/>	<input type="checkbox"/>	81#
		Chrome 24 x 48"	024/ACH		<input type="checkbox"/>	<input type="checkbox"/>	81#
		24 x 54"	0245/A	<input type="checkbox"/>	<input type="checkbox"/>	<input type="checkbox"/>	83#
		Chrome 24 x 54"	0245/ACH		<input type="checkbox"/>	<input type="checkbox"/>	83#
		30 x 48"	0254/A	<input type="checkbox"/>	<input type="checkbox"/>	<input type="checkbox"/>	118#
		Chrome 30 x 48"	0254/ACH		<input type="checkbox"/>	<input type="checkbox"/>	118#
		30 x 60"	0255/A	<input type="checkbox"/>	<input type="checkbox"/>	<input type="checkbox"/>	125#
		Chrome 30 x 60"	0255/ACH		<input type="checkbox"/>	<input type="checkbox"/>	125#
		30 x 72"	0256/A	<input type="checkbox"/>		<input type="checkbox"/>	150#
		Chrome 30 x 72"	0256/ACH		<input type="checkbox"/>	<input type="checkbox"/>	150#
		30 x 96"	0258/A	<input type="checkbox"/>	<input type="checkbox"/>	<input type="checkbox"/>	188#
		Chrome 30 x 96"	0258/ACH		<input type="checkbox"/>	<input type="checkbox"/>	188#
		36 x 60"	035/A	<input type="checkbox"/>	<input type="checkbox"/>	<input type="checkbox"/>	156#
		Chrome 36 x 60"	035/ACH		<input type="checkbox"/>	<input type="checkbox"/>	156#
		36 x 72"	036/A	<input type="checkbox"/>	<input type="checkbox"/>	<input type="checkbox"/>	169#
		Chrome 36 x 72"	036/ACH		<input type="checkbox"/>	<input type="checkbox"/>	169#
36 x 96"	038/A	<input type="checkbox"/>		<input type="checkbox"/>	128#		
Chrome 36 x 96"	038/ACH		<input type="checkbox"/>	<input type="checkbox"/>	128#		
OX	<b>Square</b> <ul style="list-style-type: none"> <li>Seam-welded tubular steel legs</li> <li>Solid core top with high pressure laminate surface</li> <li>Laminate top</li> <li>Self-leveling glides</li> <li>Available with bright chrome or enamel legs</li> <li>21"-29" height</li> <li>Vinyl edge standard</li> </ul>	36 x 36"	033/A	<input type="checkbox"/>	<input type="checkbox"/>	<input type="checkbox"/>	108#
		Chrome 36 x 36"	033/ACH		<input type="checkbox"/>	<input type="checkbox"/>	108#

A

B

C

D

## HOW TO ORDER

Indicate the following information on order form:

- Quantity of each item.
- Model number, including options. See "How To Build a Model Number".
- Any special service required.

Note: •The  indicates that a choice is required.  
•The absence of the  indicates that no choice is required.

## HOW TO BUILD A MODEL NUMBER

- Select basic model.
- Select frame color.  
Refer to color addendum at ki.com or in KI Price List or KI Fabrics & Finishes binder.
- Select surface finish.  
Refer to color addendum at ki.com or in KI Price List or KI Fabrics & Finishes binder. Surface finish offerings are based on edge style selections.
- Select edge color.  
Refer to color addendum at ki.com or in KI Price List or KI Fabrics & Finishes binder. Edge color offerings are based on edge style selections.



Delivered Pricing	Freight Excluded Pricing
\$ 274	\$ 222
287	232
315	255
331	268
297	243
313	254
313	254
327	266
326	264
343	278
353	287
368	298
379	309
393	319
515	419
531	432
375	305
391	317
405	328
421	343
558	453
570	466
\$ 313	\$ 254
328	267

**SPECIAL SERVICES**

**Special Carton Marking**

With specially marked information N/C




**Shipping**

Shipped **knockdown f.o.b. (freight excluded) or freight prepaid f.o.b. (delivered) Tupelo, Mississippi 38804** factory. Freight class #85.

Specifications and prices are subject to change without prior notice.

# Activity Tables

Oxford

	MODEL	Features	SIZE	MODEL NUMBER				Approx. Packaged Weight
				Basic Model	Frame Color	Surface Finish	Edge Color	
 OX	<b>Trapezoidal</b> <ul style="list-style-type: none"> <li>Seam-welded tubular steel legs</li> <li>Solid core top with high pressure laminate surface</li> <li>Vinyl edge standard</li> <li>Self-leveling glides</li> <li>Available with bright chrome or enamel legs</li> <li>21"-29" height</li> </ul>		24 x 24 x 48"	OT24/A	<input type="checkbox"/>	<input type="checkbox"/>	<input type="checkbox"/>	56#
		Chrome	24 x 24 x 48"	OT24/ACH		<input type="checkbox"/>	<input type="checkbox"/>	56#
			30 x 30 x 60"	OT35/A	<input type="checkbox"/>	<input type="checkbox"/>	<input type="checkbox"/>	83#
		Chrome	30 x 30 x 60"	OT35/ACH		<input type="checkbox"/>	<input type="checkbox"/>	83#
 OX	<b>Round</b> <ul style="list-style-type: none"> <li>Seam-welded tubular steel legs</li> <li>Solid core top with high pressure laminate surface</li> <li>Vinyl edge standard</li> <li>Self-leveling glides</li> <li>Available with bright chrome or enamel legs</li> <li>21"-29" height</li> </ul>		36" Diameter	OR3/A	<input type="checkbox"/>	<input type="checkbox"/>	<input type="checkbox"/>	44#
		Chrome	36" Diameter	OR3/ACH		<input type="checkbox"/>	<input type="checkbox"/>	44#
			42" Diameter	OR35/A	<input type="checkbox"/>	<input type="checkbox"/>	<input type="checkbox"/>	64#
		Chrome	42" Diameter	OR35/ACH		<input type="checkbox"/>	<input type="checkbox"/>	64#
			48" Diameter	OR4/A	<input type="checkbox"/>	<input type="checkbox"/>	<input type="checkbox"/>	72#
		Chrome	48" Diameter	OR4/ACH		<input type="checkbox"/>	<input type="checkbox"/>	72#
			60" Diameter	OR5/A	<input type="checkbox"/>	<input type="checkbox"/>	<input type="checkbox"/>	118#
Chrome	60" Diameter	OR5/ACH		<input type="checkbox"/>	<input type="checkbox"/>	118#		
 OX	<b>Kidney Shape</b> <ul style="list-style-type: none"> <li>Seam-welded tubular steel legs</li> <li>Solid core top with high pressure laminate surface</li> <li>Vinyl edge standard</li> <li>Self-leveling glides</li> <li>Available with bright chrome or enamel legs</li> <li>21"-29" height</li> </ul>		48 x 72"	OK4/A	<input type="checkbox"/>	<input type="checkbox"/>	<input type="checkbox"/>	108#
		Chrome	48 x 72"	OK4/ACH		<input type="checkbox"/>	<input type="checkbox"/>	108#
	<b>Oxford Adjustable Height Leg Sets</b> <ul style="list-style-type: none"> <li>1-1/4" tubular steel with telescoping lower leg section</li> <li>Height adjustment 21"-29" in 1" increments (includes allowance for 1-1/4" top)</li> <li>Self-leveling glides</li> <li>Packed 2 leg sets (8 legs) per carton</li> <li>Price per set (4 legs)</li> </ul>	Chrome		FATL.0/CH				15#
				FATL.1	<input type="checkbox"/>			15#

A

B

C

D

## HOW TO ORDER

Indicate the following information on order form:

- Quantity of each item.
- Model number, including options. See "How To Build a Model Number".
- Any special service required.

Note: •The  indicates that a choice is required.

- The absence of the  indicates that no choice is required.

## HOW TO BUILD A MODEL NUMBER

- Select basic model.
- Select frame color.  
Refer to color addendum at ki.com or in KI Price List or KI Fabrics & Finishes binder.
- Select surface finish.  
Refer to color addendum at ki.com or in KI Price List or KI Fabrics & Finishes binder. Surface finish offerings are based on edge style selections.
- Select edge color.  
Refer to color addendum at ki.com or in KI Price List or KI Fabrics & Finishes binder. Edge color offerings are based on edge style selections.



Delivered Pricing	Freight Excluded Pricing
\$ 272	\$ 222
288	233
314	255
328	267

\$ 327	\$ 266
344	279
405	328
421	343
394	320
411	334
513	418
530	431

\$ 592	\$ 481
609	497

\$ 83	\$ 83
71	71

## SPECIAL SERVICES

### Special Carton Marking

With specially marked information N/C

### Shipping

Shipped **knockdown f.o.b. (freight excluded) or freight prepaid f.o.b. (delivered) Tupelo, Mississippi 38804** factory. Freight class #85.

Specifications and prices are subject to change without prior notice.

# Intellect® Activity Tables

## General Information



Rectangular Table

Square Table

Round Table

Quarter (1/4) Round Table

Sixth (1/6) Round Table

Kidney Shape Table

### Features

High-pressure laminate top	•	•	•	•	•	•
Round vinyl T-edge	•	•	•	•	•	•
Adjustable glides	•	•	•	•	•	•
Adjustable legs	•	•	•	•	•	•

### Dimensions

Height range	22 - 32"	22 - 32"	22 - 32"	22 - 32"	22 - 32"	22 - 32"
Width range	18 - 36"	36 - 48"	36 - 60"	24 - 30"	24 - 30"	48"
Length range	36 - 72"	36 - 48"	36 - 60"	56 - 64"	50 - 56"	72"



Laminate; 1-1/4" round vinyl bullnose edge; 2" radius corner (54B)

### SPECIFICATIONS

#### Tops

1-1/8" thick high-density particleboard core with a .030 thick high-pressure laminate top and .028 thick phenolic backing sheet. Round vinyl T-mold edge. Generous 2" corner radius helps prevent sharp projections. Tops are pre-drilled.

#### Adjustable-Height Legs

1.04" x 1.79" OD 15-gauge elliptical steel tube welded to a heavy 11-gauge steel plate. Top section of leg powder coat finish. Hybrid powder coating is electro-statically applied. Finish is chemical-resistant, hard, tough and mar-resistant. Telescoping lower section of 0.85" x 1.60" OD 15-gauge elliptical steel tube in bright chrome finish; locks with 1/4" screw in 1" increments in a 22"-32" height range. Legs fasten to top with #12-1" long Phillips head screws.

#### Glides

Swivel type adjustable glide with non-marring


floor contact insert. Glide has 3/4" adjustment range.

#### Book Box

Optional solid, molded thermoplastic polypropylene book box installs quickly to underside of the top with #12-1" Phillips head screws. Translucent finish helps provide safe environment while allowing for some degree of personal privacy. Molded-in pencil tray keeps items conveniently inside book box within easy reach, not on the floor or in the back of the book box. Measures 15" wide, 14" deep, and 4" high.

#### Book Bag Hook

Optional book bag hook formed from 1/4" solid wire rod quickly installs to underside of the top with #12-1" Phillips head screws. Chrome finish provides long lasting wear resistance.



**Plastic Book Box**



**Book Bag Hook**

## Features

### Dimensions

Height	4"	2 3/4"
Width	15"	3"
Depth	14"	2"

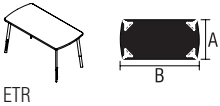
## INFORMATION

### Warranty

Refer to KI Terms & Conditions document or visit [ki.com](http://ki.com)

# Intellect® Activity Tables

Activity Tables

MODEL	A x B	MODEL NUMBER				Approx. Packaged Weight
		Basic Model	Frame Color	Surface Finish	Edge Color	
 <p>Rectangular Tables</p>	18 x 60"	E1860/A	BL	<input type="checkbox"/> <input type="checkbox"/> <input type="checkbox"/>	<input type="checkbox"/> <input type="checkbox"/> <input type="checkbox"/>	60#
	18 x 60"	E1860/ANS		<input type="checkbox"/> <input type="checkbox"/> <input type="checkbox"/>	<input type="checkbox"/> <input type="checkbox"/> <input type="checkbox"/>	60#
	18 x 84"	E1884/A	BL	<input type="checkbox"/> <input type="checkbox"/> <input type="checkbox"/>	<input type="checkbox"/> <input type="checkbox"/> <input type="checkbox"/>	75#
	18 x 84"	E1884/ANS		<input type="checkbox"/> <input type="checkbox"/> <input type="checkbox"/>	<input type="checkbox"/> <input type="checkbox"/> <input type="checkbox"/>	75#
	20 x 36"	E2036/A	BL	<input type="checkbox"/> <input type="checkbox"/> <input type="checkbox"/>	<input type="checkbox"/> <input type="checkbox"/> <input type="checkbox"/>	45#
	20 x 36"	E2036/ANS		<input type="checkbox"/> <input type="checkbox"/> <input type="checkbox"/>	<input type="checkbox"/> <input type="checkbox"/> <input type="checkbox"/>	45#
	20 x 48"	E2048/A	BL	<input type="checkbox"/> <input type="checkbox"/> <input type="checkbox"/>	<input type="checkbox"/> <input type="checkbox"/> <input type="checkbox"/>	55#
	20 x 48"	E2048/ANS		<input type="checkbox"/> <input type="checkbox"/> <input type="checkbox"/>	<input type="checkbox"/> <input type="checkbox"/> <input type="checkbox"/>	55#
	20 x 60"	E2060/A	BL	<input type="checkbox"/> <input type="checkbox"/> <input type="checkbox"/>	<input type="checkbox"/> <input type="checkbox"/> <input type="checkbox"/>	65#
	20 x 60"	E2060/ANS		<input type="checkbox"/> <input type="checkbox"/> <input type="checkbox"/>	<input type="checkbox"/> <input type="checkbox"/> <input type="checkbox"/>	65#
	24 x 36"	E2436/A	BL	<input type="checkbox"/> <input type="checkbox"/> <input type="checkbox"/>	<input type="checkbox"/> <input type="checkbox"/> <input type="checkbox"/>	55#
	24 x 36"	E2436/ANS		<input type="checkbox"/> <input type="checkbox"/> <input type="checkbox"/>	<input type="checkbox"/> <input type="checkbox"/> <input type="checkbox"/>	55#
	24 x 48"	E2448/A	BL	<input type="checkbox"/> <input type="checkbox"/> <input type="checkbox"/>	<input type="checkbox"/> <input type="checkbox"/> <input type="checkbox"/>	60#
	24 x 48"	E2448/ANS		<input type="checkbox"/> <input type="checkbox"/> <input type="checkbox"/>	<input type="checkbox"/> <input type="checkbox"/> <input type="checkbox"/>	60#
	24 x 54"	E2454/A	BL	<input type="checkbox"/> <input type="checkbox"/> <input type="checkbox"/>	<input type="checkbox"/> <input type="checkbox"/> <input type="checkbox"/>	65#
	24 x 54"	E2454/ANS		<input type="checkbox"/> <input type="checkbox"/> <input type="checkbox"/>	<input type="checkbox"/> <input type="checkbox"/> <input type="checkbox"/>	65#
	24 x 60"	E2460/A	BL	<input type="checkbox"/> <input type="checkbox"/> <input type="checkbox"/>	<input type="checkbox"/> <input type="checkbox"/> <input type="checkbox"/>	70#
	24 x 60"	E2460/ANS		<input type="checkbox"/> <input type="checkbox"/> <input type="checkbox"/>	<input type="checkbox"/> <input type="checkbox"/> <input type="checkbox"/>	70#
	30 x 48"	E3048/A	BL	<input type="checkbox"/> <input type="checkbox"/> <input type="checkbox"/>	<input type="checkbox"/> <input type="checkbox"/> <input type="checkbox"/>	70#
	30 x 48"	E3048/ANS		<input type="checkbox"/> <input type="checkbox"/> <input type="checkbox"/>	<input type="checkbox"/> <input type="checkbox"/> <input type="checkbox"/>	70#
	30 x 60"	E3060/A	BL	<input type="checkbox"/> <input type="checkbox"/> <input type="checkbox"/>	<input type="checkbox"/> <input type="checkbox"/> <input type="checkbox"/>	85#
	30 x 60"	E3060/ANS		<input type="checkbox"/> <input type="checkbox"/> <input type="checkbox"/>	<input type="checkbox"/> <input type="checkbox"/> <input type="checkbox"/>	85#
	30 x 72"	E3072/A	BL	<input type="checkbox"/> <input type="checkbox"/> <input type="checkbox"/>	<input type="checkbox"/> <input type="checkbox"/> <input type="checkbox"/>	100#
	30 x 72"	E3072/ANS		<input type="checkbox"/> <input type="checkbox"/> <input type="checkbox"/>	<input type="checkbox"/> <input type="checkbox"/> <input type="checkbox"/>	100#
	36 x 60"	E3660/A	BL	<input type="checkbox"/> <input type="checkbox"/> <input type="checkbox"/>	<input type="checkbox"/> <input type="checkbox"/> <input type="checkbox"/>	100#
	36 x 60"	E3660/ANS		<input type="checkbox"/> <input type="checkbox"/> <input type="checkbox"/>	<input type="checkbox"/> <input type="checkbox"/> <input type="checkbox"/>	100#
	36 x 72"	E3672/A	BL	<input type="checkbox"/> <input type="checkbox"/> <input type="checkbox"/>	<input type="checkbox"/> <input type="checkbox"/> <input type="checkbox"/>	115#
	36 x 72"	E3672/ANS		<input type="checkbox"/> <input type="checkbox"/> <input type="checkbox"/>	<input type="checkbox"/> <input type="checkbox"/> <input type="checkbox"/>	115#

A

B

C

D

## HOW TO ORDER

Indicate the following information on order form:

- Quantity of each item.
- Model number, including options. See "How To Build a Model Number".
- Any special service required.

Note: •The  indicates that a choice is required.  
•The absence of the  indicates that no choice is required.

## HOW TO BUILD A MODEL NUMBER

- Select basic model.
- Select frame color.  
Refer to color addendum at [ki.com](http://ki.com) or in KI Price List or KI Fabrics & Finishes binder.
- Select surface finish.  
Refer to color addendum at [ki.com](http://ki.com) or in KI Price List or KI Fabrics & Finishes binder. Surface finish offerings are based on edge style selections.
- Select edge color.  
Refer to color addendum at [ki.com](http://ki.com) or in KI Price List or KI Fabrics & Finishes binder. Edge color offerings are based on edge style selections.





Delivered Pricing	Freight Excluded Pricing
\$ 255	\$ 208
284	237
294	239
322	268
234	197
262	224
246	207
274	235
271	227
298	255
256	215
284	244
278	226
307	254
291	237
320	266
293	246
321	275
305	247
333	276
329	268
357	296
353	286
382	315
350	284
379	313
379	308
408	337

## SPECIAL SERVICES

### Special Carton Marking

With specially marked information N/C



### Shipping

Shipped **knockdown f.o.b. (freight excluded) or freight prepaid f.o.b. (delivered) Tupelo, Mississippi 38804** factory. Freight class #85.

Specifications and prices are subject to change without prior notice.

# Intellect® Activity Tables

Activity Tables

MODEL	A x B	MODEL NUMBER				Approx. Packaged Weight
		Basic Model	Frame Color	Surface Finish	Edge Color	
 ETS	<b>Square Tables</b>	36 x 36"	E36S/A	BL	<input type="checkbox"/> <input type="checkbox"/> <input type="checkbox"/> <input type="checkbox"/> <input type="checkbox"/> <input type="checkbox"/>	65#
	36 x 36"	E36S/ANS	<input type="checkbox"/> <input type="checkbox"/>	<input type="checkbox"/> <input type="checkbox"/> <input type="checkbox"/> <input type="checkbox"/>	<input type="checkbox"/> <input type="checkbox"/> <input type="checkbox"/> <input type="checkbox"/>	65#
	48 x 48"	E48S/A	BL	<input type="checkbox"/> <input type="checkbox"/> <input type="checkbox"/> <input type="checkbox"/> <input type="checkbox"/> <input type="checkbox"/>	<input type="checkbox"/> <input type="checkbox"/> <input type="checkbox"/> <input type="checkbox"/>	90#
	48 x 48"	E48S/ANS	<input type="checkbox"/> <input type="checkbox"/>	<input type="checkbox"/> <input type="checkbox"/> <input type="checkbox"/> <input type="checkbox"/>	<input type="checkbox"/> <input type="checkbox"/> <input type="checkbox"/> <input type="checkbox"/>	90#
 ETC	<b>Round Tables</b>	36" Diameter	E36R/A	BL	<input type="checkbox"/> <input type="checkbox"/> <input type="checkbox"/> <input type="checkbox"/> <input type="checkbox"/> <input type="checkbox"/>	60#
	36" Diameter	E36R/ANS	<input type="checkbox"/> <input type="checkbox"/>	<input type="checkbox"/> <input type="checkbox"/> <input type="checkbox"/> <input type="checkbox"/>	<input type="checkbox"/> <input type="checkbox"/> <input type="checkbox"/> <input type="checkbox"/>	60#
	48" Diameter	E48R/A	BL	<input type="checkbox"/> <input type="checkbox"/> <input type="checkbox"/> <input type="checkbox"/> <input type="checkbox"/> <input type="checkbox"/>	<input type="checkbox"/> <input type="checkbox"/> <input type="checkbox"/> <input type="checkbox"/>	85#
	48" Diameter	E48R/ANS	<input type="checkbox"/> <input type="checkbox"/>	<input type="checkbox"/> <input type="checkbox"/> <input type="checkbox"/> <input type="checkbox"/>	<input type="checkbox"/> <input type="checkbox"/> <input type="checkbox"/> <input type="checkbox"/>	85#
	60" Diameter	E60R/A	BL	<input type="checkbox"/> <input type="checkbox"/> <input type="checkbox"/> <input type="checkbox"/> <input type="checkbox"/> <input type="checkbox"/>	<input type="checkbox"/> <input type="checkbox"/> <input type="checkbox"/> <input type="checkbox"/>	125#
	60" Diameter	E60R/ANS	<input type="checkbox"/> <input type="checkbox"/>	<input type="checkbox"/> <input type="checkbox"/> <input type="checkbox"/> <input type="checkbox"/>	<input type="checkbox"/> <input type="checkbox"/> <input type="checkbox"/> <input type="checkbox"/>	125#

A
B
C
D

## HOW TO ORDER

Indicate the following information on order form:

- Quantity of each item.
- Model number, including options. See "How To Build a Model Number".
- Any special service required.

Note: •The  indicates that a choice is required.  
•The absence of the  indicates that no choice is required.

## HOW TO BUILD A MODEL NUMBER

- Select basic model.
- Select frame color.  
Refer to color addendum at [ki.com](http://ki.com) or in KI Price List or KI Fabrics & Finishes binder.
- Select surface finish.  
Refer to color addendum at [ki.com](http://ki.com) or in KI Price List or KI Fabrics & Finishes binder. Surface finish offerings are based on edge style selections.
- Select edge color.  
Refer to color addendum at [ki.com](http://ki.com) or in KI Price List or KI Fabrics & Finishes binder. Edge color offerings are based on edge style selections.



Delivered Pricing	Freight Excluded Pricing
\$ 291	\$ 237
320	266
296	249
324	277
\$ 306	\$ 248
334	277
368	299
397	328
480	389
508	418

## SPECIAL SERVICES

### Special Carton Marking

With specially marked information N/C


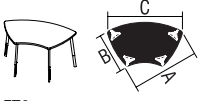
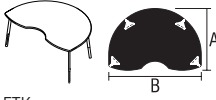
### Shipping

Shipped **knockdown f.o.b. (freight excluded) or freight prepaid f.o.b. (delivered) Tupelo, Mississippi 38804** factory. Freight class #85.

Specifications and prices are subject to change without prior notice.

# Intellect® Activity Tables

## Activity Tables

MODEL	A x B x C	MODEL NUMBER				Approx. Packaged Weight
		Basic Model	Frame Color	Surface Finish	Edge Color	
 ET4	<b>Quarter (1/4) Round Tables</b> 42 x 24 x 56" 42 x 24 x 56" 48 x 30 x 64" 48 x 30 x 64"	E424/A	BL	<input type="checkbox"/> <input type="checkbox"/> <input type="checkbox"/>	<input type="checkbox"/> <input type="checkbox"/> <input type="checkbox"/>	60#
		E424/ANS	<input type="checkbox"/>	<input type="checkbox"/> <input type="checkbox"/> <input type="checkbox"/>	<input type="checkbox"/> <input type="checkbox"/> <input type="checkbox"/>	60#
		E430/A	BL	<input type="checkbox"/> <input type="checkbox"/> <input type="checkbox"/>	<input type="checkbox"/> <input type="checkbox"/> <input type="checkbox"/>	75#
		E430/ANS	<input type="checkbox"/>	<input type="checkbox"/> <input type="checkbox"/> <input type="checkbox"/>	<input type="checkbox"/> <input type="checkbox"/> <input type="checkbox"/>	75#
 ET6	<b>Sixth (1/6) Round Tables</b> 45 x 24 x 50" 45 x 24 x 50" 51 x 30 x 56" 51 x 30 x 56"	E624/A	BL	<input type="checkbox"/> <input type="checkbox"/> <input type="checkbox"/>	<input type="checkbox"/> <input type="checkbox"/> <input type="checkbox"/>	60#
		E624/ANS	<input type="checkbox"/>	<input type="checkbox"/> <input type="checkbox"/> <input type="checkbox"/>	<input type="checkbox"/> <input type="checkbox"/> <input type="checkbox"/>	60#
		E630/A	BL	<input type="checkbox"/> <input type="checkbox"/> <input type="checkbox"/>	<input type="checkbox"/> <input type="checkbox"/> <input type="checkbox"/>	70#
		E630/ANS	<input type="checkbox"/>	<input type="checkbox"/> <input type="checkbox"/> <input type="checkbox"/>	<input type="checkbox"/> <input type="checkbox"/> <input type="checkbox"/>	70#
 ETK	<b>Kidney Shape Tables</b> 48 x 72" 48 x 72"	E4872K/A	BL	<input type="checkbox"/> <input type="checkbox"/> <input type="checkbox"/>	<input type="checkbox"/> <input type="checkbox"/> <input type="checkbox"/>	120#
		E4872K/ANS	<input type="checkbox"/>	<input type="checkbox"/> <input type="checkbox"/> <input type="checkbox"/>	<input type="checkbox"/> <input type="checkbox"/> <input type="checkbox"/>	120#

A

B

C

D

### HOW TO ORDER

Indicate the following information on order form:

- Quantity of each item.
- Model number, including options. See "How To Build a Model Number".
- Any special service required.

Note: •The  indicates that a choice is required.  
 •The absence of the  indicates that no choice is required.

### HOW TO BUILD A MODEL NUMBER

- Select basic model.
- Select frame color.  
Refer to color addendum at ki.com or in KI Price List or KI Fabrics & Finishes binder.
- Select surface finish.  
Refer to color addendum at ki.com or in KI Price List or KI Fabrics & Finishes binder. Surface finish offerings are based on edge style selections.
- Select edge color.  
Refer to color addendum at ki.com or in KI Price List or KI Fabrics & Finishes binder. Edge color offerings are based on edge style selections.



Delivered Pricing	Freight Excluded Pricing
\$ 297	\$ 249
324	278
316	263
358	291
\$ 294	\$ 247
322	276
313	263
342	291
\$ 554	\$ 450
582	479

## SPECIAL SERVICES

### Special Carton Marking

With specially marked information N/C

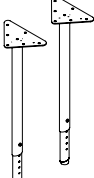
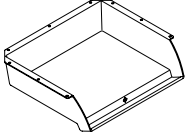

### Shipping

Shipped **knockdown f.o.b. (freight excluded) or freight prepaid f.o.b. (delivered) Tupelo, Mississippi 38804** factory. Freight class #85.

Specifications and prices are subject to change without prior notice.

# Intellect® Activity Tables

## Activity Tables

	MODEL	SIZE	MODEL NUMBER		Approx. Packaged Weight
			Basic Model	Frame Color	
 ETL	<b>Leg Set</b> <ul style="list-style-type: none"> <li>Seam-welded tubular steel legs</li> <li>Self-leveling glides</li> <li>Upper leg is powder coated paint</li> <li>Lower leg is chromed</li> <li>22" - 32" Adjustable height</li> <li>Priced set of four legs</li> </ul>	22 - 32"	ETL	BL	15#
		22 - 32"	ETLNS	<input type="checkbox"/> <input type="checkbox"/>	15#
 ETBB	<b>Plastic Book Box</b> <ul style="list-style-type: none"> <li>4" high x 14" deep x 15" wide</li> <li>Translucent finish</li> <li>Field installable</li> </ul>		EPB		3#
 ETBB	<b>Book Bag Hook</b> <ul style="list-style-type: none"> <li>1/4" solid wire rod</li> <li>Chrome finish</li> <li>Field installable</li> </ul>		EBH	CH	3#

A

B

### HOW TO ORDER

Indicate the following information on order form:

- Quantity of each item.
- Model number, including options. See "How To Build a Model Number".
- Any special service required.

Note: •The  indicates that a choice is required.  
•The absence of the  indicates that no choice is required.

### HOW TO BUILD A MODEL NUMBER

- A** Select basic model.
- B** Select frame color.  
Refer to color addendum at [ki.com](http://ki.com) or in KI Price List or KI Fabrics & Finishes binder.



Delivered Pricing	Freight Excluded Pricing
\$ 67	\$ 56
96	83
\$ 21	N/A
\$ 8	N/A

**SPECIAL SERVICES**

**Special Carton Marking**

With specially marked information N/C

**Shipping**

Shipped **knockdown f.o.b. (freight excluded) or freight prepaid f.o.b. (delivered) Tupelo, Mississippi 38804** factory. Freight class #85.

Specifications and prices are subject to change without prior notice.

# Junior Tables

## General Information



**Junior Table (VJT36R)**

### Features

Solid core top	•
Laminate surface	•
Bullnose edge	•
Adjustable glides	•
18-1/2", 21", 24", 29" Heights	•

### SPECIFICATIONS

#### Legs

1-3/4" round tubular steel legs. Poly glides with 3/4" adjustability are secured to the legs.

#### Top Surface

1-1/8" thick high-density particleboard core with high-pressure laminate top and phenolic backing sheet.

A "standard" table consists of a standard laminate worksurface and a 1-1/4" vinyl bullnose edge for any KI table base.

#### Leg Finish

Baked-on, electrostatically-applied epoxy powder-coated finish; or bright nickel-chrome plated.







---

## INFORMATION

### Warranty

Refer to KI Terms & Conditions document or visit [ki.com](http://ki.com)

# Junior Tables

	MODEL	Features	SIZE	MODEL NUMBER					Approx. Packaged Weight
				Basic Model	Edge Color	Laminate Color	Frame Color	Glide Color	
 VJT	<b>Junior Round Table</b>	18" Table Height	30" Dia	VJT30R/18	<input type="checkbox"/>	<input type="checkbox"/>	<input type="checkbox"/>	<input type="checkbox"/>	50#
		21" Table Height	30" Dia	VJT30R/21	<input type="checkbox"/>	<input type="checkbox"/>	<input type="checkbox"/>	<input type="checkbox"/>	52#
		24" Table Height	30" Dia	VJT30R/24	<input type="checkbox"/>	<input type="checkbox"/>	<input type="checkbox"/>	<input type="checkbox"/>	54#
		29" Table Height	30" Dia	VJT30R/29	<input type="checkbox"/>	<input type="checkbox"/>	<input type="checkbox"/>	<input type="checkbox"/>	56#
		18" Table Height	36" Dia	VJT36R/18	<input type="checkbox"/>	<input type="checkbox"/>	<input type="checkbox"/>	<input type="checkbox"/>	62#
		21" Table Height	36" Dia	VJT36R/21	<input type="checkbox"/>	<input type="checkbox"/>	<input type="checkbox"/>	<input type="checkbox"/>	64#
		24" Table Height	36" Dia	VJT36R/24	<input type="checkbox"/>	<input type="checkbox"/>	<input type="checkbox"/>	<input type="checkbox"/>	66#
		29" Table Height	36" Dia	VJT36R/29	<input type="checkbox"/>	<input type="checkbox"/>	<input type="checkbox"/>	<input type="checkbox"/>	68#
		18" Table Height	48" Dia	VJT48R/18	<input type="checkbox"/>	<input type="checkbox"/>	<input type="checkbox"/>	<input type="checkbox"/>	75#
		21" Table Height	48" Dia	VJT48R/21	<input type="checkbox"/>	<input type="checkbox"/>	<input type="checkbox"/>	<input type="checkbox"/>	77#
		24" Table Height	48" Dia	VJT48R/24	<input type="checkbox"/>	<input type="checkbox"/>	<input type="checkbox"/>	<input type="checkbox"/>	79#
		29" Table Height	48" Dia	VJT48R/29	<input type="checkbox"/>	<input type="checkbox"/>	<input type="checkbox"/>	<input type="checkbox"/>	81#
 VJT	<b>Junior Square Table</b>	18" Table Height	24 x 24"	VJT2424/18	<input type="checkbox"/>	<input type="checkbox"/>	<input type="checkbox"/>	<input type="checkbox"/>	35#
		21" Table Height	24 x 24"	VJT2424/21	<input type="checkbox"/>	<input type="checkbox"/>	<input type="checkbox"/>	<input type="checkbox"/>	37#
		24" Table Height	24 x 24"	VJT2424/24	<input type="checkbox"/>	<input type="checkbox"/>	<input type="checkbox"/>	<input type="checkbox"/>	39#
		29" Table Height	24 x 24"	VJT2424/29	<input type="checkbox"/>	<input type="checkbox"/>	<input type="checkbox"/>	<input type="checkbox"/>	41#
		18" Table Height	30 x 30"	VJT3030/18	<input type="checkbox"/>	<input type="checkbox"/>	<input type="checkbox"/>	<input type="checkbox"/>	42#
		21" Table Height	30 x 30"	VJT3030/21	<input type="checkbox"/>	<input type="checkbox"/>	<input type="checkbox"/>	<input type="checkbox"/>	44#
		24" Table Height	30 x 30"	VJT3030/24	<input type="checkbox"/>	<input type="checkbox"/>	<input type="checkbox"/>	<input type="checkbox"/>	46#
		29" Table Height	30 x 30"	VJT3030/29	<input type="checkbox"/>	<input type="checkbox"/>	<input type="checkbox"/>	<input type="checkbox"/>	48#
		18" Table Height	36 x 36"	VJT3636/18	<input type="checkbox"/>	<input type="checkbox"/>	<input type="checkbox"/>	<input type="checkbox"/>	53#
		21" Table Height	36 x 36"	VJT3636/21	<input type="checkbox"/>	<input type="checkbox"/>	<input type="checkbox"/>	<input type="checkbox"/>	55#
		24" Table Height	36 x 36"	VJT3636/24	<input type="checkbox"/>	<input type="checkbox"/>	<input type="checkbox"/>	<input type="checkbox"/>	57#
		29" Table Height	36 x 36"	VJT3636/29	<input type="checkbox"/>	<input type="checkbox"/>	<input type="checkbox"/>	<input type="checkbox"/>	59#
		18" Table Height	48 x 48"	VJT4848/18	<input type="checkbox"/>	<input type="checkbox"/>	<input type="checkbox"/>	<input type="checkbox"/>	80#
		21" Table Height	48 x 48"	VJT4848/21	<input type="checkbox"/>	<input type="checkbox"/>	<input type="checkbox"/>	<input type="checkbox"/>	82#
		24" Table Height	48 x 48"	VJT4848/24	<input type="checkbox"/>	<input type="checkbox"/>	<input type="checkbox"/>	<input type="checkbox"/>	84#
		29" Table Height	48 x 48"	VJT4848/29	<input type="checkbox"/>	<input type="checkbox"/>	<input type="checkbox"/>	<input type="checkbox"/>	86#

A

B

C

D

E

## HOW TO ORDER

Indicate the following information on order form:

- Quantity of each item.
- Model number, including options. See "How To Build a Model Number".
- Any special service required.

Note: •The  indicates that a choice is required.  
•The absence of the  indicates that no choice is required.

## HOW TO BUILD A MODEL NUMBER

binder.

- A** Select basic model.
- B** Select edge color.  
Refer to color addendum at ki.com or in KI Price List or KI Fabrics & Finishes binder. Edge color offerings are based on edge style selections.
- C** Select laminate color.  
Refer to color addendum at ki.com or in KI Price List or KI Fabrics & Finishes binder.
- D** Select frame color.  
Refer to color addendum at ki.com or in KI Price List or KI Fabrics & Finishes binder.
- E** Select glide color.  
Refer to color addendum at ki.com or in KI Price List or KI Fabrics & Finishes



## Delivered Pricing

\$ 475

475

490

490

530

530

546

546

674

674

691

691

\$ 440

440

456

456

480

480

499

499

545

545

562

562

691

691

708

708


**SPECIAL SERVICES****Special Carton Marking**

With specially marked information N/C

**Shipping**Shipped **k.d. freight prepaid f.o.b. Green Bay, Wisconsin 54302** factory. Freight class #85.

Specifications and prices are subject to change without prior notice.

# Junior Tables

MODEL	Features	SIZE	MODEL NUMBER					Approx. Packaged Weight
			Basic Model	Edge Color	Laminate Color	Frame Color	Glide Color	
 VJT	<b>Junior Rectangular Table</b>	18" Table Height 24 x 30"	VJT2430/18	<input type="checkbox"/> <input type="checkbox"/> <input type="checkbox"/>	<input type="checkbox"/> <input type="checkbox"/> <input type="checkbox"/>	<input type="checkbox"/> <input type="checkbox"/>	<input type="checkbox"/> <input type="checkbox"/> <input type="checkbox"/>	27#
	21" Table Height 24 x 30"	VJT2430/21	<input type="checkbox"/> <input type="checkbox"/> <input type="checkbox"/>	<input type="checkbox"/> <input type="checkbox"/> <input type="checkbox"/>	<input type="checkbox"/> <input type="checkbox"/>	<input type="checkbox"/> <input type="checkbox"/> <input type="checkbox"/>	29#	
	24" Table Height 24 x 30"	VJT2430/24	<input type="checkbox"/> <input type="checkbox"/> <input type="checkbox"/>	<input type="checkbox"/> <input type="checkbox"/> <input type="checkbox"/>	<input type="checkbox"/> <input type="checkbox"/>	<input type="checkbox"/> <input type="checkbox"/> <input type="checkbox"/>	31#	
	29" Table Height 24 x 30"	VJT2430/29	<input type="checkbox"/> <input type="checkbox"/> <input type="checkbox"/>	<input type="checkbox"/> <input type="checkbox"/> <input type="checkbox"/>	<input type="checkbox"/> <input type="checkbox"/>	<input type="checkbox"/> <input type="checkbox"/> <input type="checkbox"/>	33#	
	18" Table Height 24 x 42"	VJT2442/18	<input type="checkbox"/> <input type="checkbox"/> <input type="checkbox"/>	<input type="checkbox"/> <input type="checkbox"/> <input type="checkbox"/>	<input type="checkbox"/> <input type="checkbox"/>	<input type="checkbox"/> <input type="checkbox"/> <input type="checkbox"/>	35#	
	21" Table Height 24 x 42"	VJT2442/21	<input type="checkbox"/> <input type="checkbox"/> <input type="checkbox"/>	<input type="checkbox"/> <input type="checkbox"/> <input type="checkbox"/>	<input type="checkbox"/> <input type="checkbox"/>	<input type="checkbox"/> <input type="checkbox"/> <input type="checkbox"/>	37#	
	24" Table Height 24 x 42"	VJT2442/24	<input type="checkbox"/> <input type="checkbox"/> <input type="checkbox"/>	<input type="checkbox"/> <input type="checkbox"/> <input type="checkbox"/>	<input type="checkbox"/> <input type="checkbox"/>	<input type="checkbox"/> <input type="checkbox"/> <input type="checkbox"/>	39#	
	29" Table Height 24 x 42"	VJT2442/29	<input type="checkbox"/> <input type="checkbox"/> <input type="checkbox"/>	<input type="checkbox"/> <input type="checkbox"/> <input type="checkbox"/>	<input type="checkbox"/> <input type="checkbox"/>	<input type="checkbox"/> <input type="checkbox"/> <input type="checkbox"/>	41#	
	18" Table Height 30 x 42"	VJT3042/18	<input type="checkbox"/> <input type="checkbox"/> <input type="checkbox"/>	<input type="checkbox"/> <input type="checkbox"/> <input type="checkbox"/>	<input type="checkbox"/> <input type="checkbox"/>	<input type="checkbox"/> <input type="checkbox"/> <input type="checkbox"/>	48#	
	21" Table Height 30 x 42"	VJT3042/21	<input type="checkbox"/> <input type="checkbox"/> <input type="checkbox"/>	<input type="checkbox"/> <input type="checkbox"/> <input type="checkbox"/>	<input type="checkbox"/> <input type="checkbox"/>	<input type="checkbox"/> <input type="checkbox"/> <input type="checkbox"/>	50#	
	24" Table Height 30 x 42"	VJT3042/24	<input type="checkbox"/> <input type="checkbox"/> <input type="checkbox"/>	<input type="checkbox"/> <input type="checkbox"/> <input type="checkbox"/>	<input type="checkbox"/> <input type="checkbox"/>	<input type="checkbox"/> <input type="checkbox"/> <input type="checkbox"/>	52#	
	29" Table Height 30 x 42"	VJT3042/29	<input type="checkbox"/> <input type="checkbox"/> <input type="checkbox"/>	<input type="checkbox"/> <input type="checkbox"/> <input type="checkbox"/>	<input type="checkbox"/> <input type="checkbox"/>	<input type="checkbox"/> <input type="checkbox"/> <input type="checkbox"/>	54#	
	18" Table Height 30 x 48"	VJT3048/18	<input type="checkbox"/> <input type="checkbox"/> <input type="checkbox"/>	<input type="checkbox"/> <input type="checkbox"/> <input type="checkbox"/>	<input type="checkbox"/> <input type="checkbox"/>	<input type="checkbox"/> <input type="checkbox"/> <input type="checkbox"/>	48#	
	21" Table Height 30 x 48"	VJT3048/21	<input type="checkbox"/> <input type="checkbox"/> <input type="checkbox"/>	<input type="checkbox"/> <input type="checkbox"/> <input type="checkbox"/>	<input type="checkbox"/> <input type="checkbox"/>	<input type="checkbox"/> <input type="checkbox"/> <input type="checkbox"/>	50#	
	24" Table Height 30 x 48"	VJT3048/24	<input type="checkbox"/> <input type="checkbox"/> <input type="checkbox"/>	<input type="checkbox"/> <input type="checkbox"/> <input type="checkbox"/>	<input type="checkbox"/> <input type="checkbox"/>	<input type="checkbox"/> <input type="checkbox"/> <input type="checkbox"/>	52#	
	29" Table Height 30 x 48"	VJT3048/29	<input type="checkbox"/> <input type="checkbox"/> <input type="checkbox"/>	<input type="checkbox"/> <input type="checkbox"/> <input type="checkbox"/>	<input type="checkbox"/> <input type="checkbox"/>	<input type="checkbox"/> <input type="checkbox"/> <input type="checkbox"/>	54#	
	18" Table Height 36 x 48"	VJT3648/18	<input type="checkbox"/> <input type="checkbox"/> <input type="checkbox"/>	<input type="checkbox"/> <input type="checkbox"/> <input type="checkbox"/>	<input type="checkbox"/> <input type="checkbox"/>	<input type="checkbox"/> <input type="checkbox"/> <input type="checkbox"/>	51#	
	21" Table Height 36 x 48"	VJT3648/21	<input type="checkbox"/> <input type="checkbox"/> <input type="checkbox"/>	<input type="checkbox"/> <input type="checkbox"/> <input type="checkbox"/>	<input type="checkbox"/> <input type="checkbox"/>	<input type="checkbox"/> <input type="checkbox"/> <input type="checkbox"/>	53#	
	24" Table Height 36 x 48"	VJT3648/24	<input type="checkbox"/> <input type="checkbox"/> <input type="checkbox"/>	<input type="checkbox"/> <input type="checkbox"/> <input type="checkbox"/>	<input type="checkbox"/> <input type="checkbox"/>	<input type="checkbox"/> <input type="checkbox"/> <input type="checkbox"/>	55#	
	29" Table Height 36 x 48"	VJT3648/29	<input type="checkbox"/> <input type="checkbox"/> <input type="checkbox"/>	<input type="checkbox"/> <input type="checkbox"/> <input type="checkbox"/>	<input type="checkbox"/> <input type="checkbox"/>	<input type="checkbox"/> <input type="checkbox"/> <input type="checkbox"/>	57#	

A

B

C

D

E

## HOW TO ORDER

Indicate the following information on order form:

- Quantity of each item.
- Model number, including options. See "How To Build a Model Number".
- Any special service required.

Note: •The  indicates that a choice is required.  
•The absence of the  indicates that no choice is required.

## HOW TO BUILD A MODEL NUMBER

binder.

- A** Select basic model.
- B** Select edge color.  
Refer to color addendum at ki.com or in KI Price List or KI Fabrics & Finishes binder. Edge color offerings are based on edge style selections.
- C** Select laminate color.  
Refer to color addendum at ki.com or in KI Price List or KI Fabrics & Finishes binder.
- D** Select frame color.  
Refer to color addendum at ki.com or in KI Price List or KI Fabrics & Finishes binder.
- E** Select glide color.  
Refer to color addendum at ki.com or in KI Price List or KI Fabrics & Finishes



## Delivered Pricing

\$ 475
475
490
490
536
536
552
552
548
548
567
567
567
567
583
583
624
624
641
641

**SPECIAL SERVICES****Special Carton Marking**

With specially marked information	N/C
-----------------------------------	-----

**Shipping**

Shipped **k.d. freight prepaid f.o.b. Green Bay, Wisconsin 54302** factory. Freight class #85.

Specifications and prices are subject to change without prior notice.

# 1000 Series Chairs

## General Information



**Round Leg Stack Chair  
(1000/CH)**



**Stacking Tablet Arm  
Chair (1000TLS/CH/WA)**



**Nonstacking Tablet Arm  
Chair (1000TRN/CH/WA)**



**Square Leg Stack Chair  
(1060/CH)**



**Nonstacking Fixed Tablet  
Armchair  
(1060TRN/CH/WA)**

### Features

Molded polypropylene shell	•	•	•	•	•
Seat/back cushion optional	•	•	•	•	•
Stackable	•	•	•	•	•
Round tubular steel frame	•	•	•	•	•
Square tubular steel frame	•	•	•	•	•
Powder-coated finish optional	•	•	•	•	•
Chrome finish	•	•	•	•	•
Fixed tablet arm	•	•	•	•	•
Ganging available	•	•	•	•	•

### General Dimensions

Seat height	17-1/2"	17-1/2"	17-1/2"	17-3/4"	17-3/4"
Overall height	31"	31"	31"	30-3/4"	30-3/4"
Overall width	22"	24-3/4"	24-3/4"	21"	24"
Overall depth	22-1/4"	28"	28"	22-3/4"	27-3/4"

### SPECIFICATIONS

#### Shells

One-piece contoured high-impact polypropylene. Heavy-duty construction with ribs to reinforce points of stress. Rolled edges for comfort and strength. Textured front and back. Fastens with four screws. Color permeates shell.

#### Fixed Seat Cushion

1" polyfoam sealed to molded hardboard base. Factory-installed only. Replaceable; fasten with screws.

#### Fixed Seat and Backrest Cushion

1" polyfoam sealed to molded hardboard base. Factory-installed only. Replaceable; fasten with screws.

#### 1000/CH, 1000TRN/CH, 1000TRS/CH Stack Chair Legs

Two leg sections of 14-gauge, 3/4" o.d. seam-welded tubular steel welded into an integral unit by 2 die-formed steel crossbraces at

sides. Ganging models have steel knobs on crossbrace which lock into keyhole slot on crossbrace of adjacent chair. Self-leveling glides.

#### 1000/CH, 1000TRN/CH, 1000TRS/CH Bookracks

Fixed bookrack. Zinc-plated 5/16" and 1/4" diameter solid steel rod construction. Available on 1000 model and variations only. With bookrack, chairs do not stack.

#### 1000TRS/CH Stacking Tablet Arm Chair Frame

14-gauge, 7/8" o.d. arm support is welded to leg frame and formed steel hinge and secured to tablet arm with screws. Tablet tips up for entry. Arm support is finished to match the legs. Table of 5/8" high-density particleboard, faced in high-pressure melamine laminate. Self-leveling glides.

#### 1000TRS/CH Nonstacking Tablet Arm Chair Frame

Twin 16-gauge, 3/4" o.d. arm supports are

welded to legs and formed steel hinge, and secured to tablet with screws. Tablet tips up for entry. Arm support is finished to match legs. Tablets are 5/8" high-density particleboard with melamine laminate faced top and plastic backing sheet 12" wide by 23-3/4" deep. Self-leveling glides.

#### 1060 Stack Chair Legs

Two leg sections of 18-gauge, 7/8" o.d. seam-welded square tubular steel are welded to two 14-gauge, 3/4" o.d. tubular steel seat mounting members. Nylon bumpers on insides of legs protect finish in stacking. Ganging models have interlocking steel rod loops welded to frame under seat which engage adjacent chairs. Plastic glides.

#### 1060 Bookrack

Zinc-plated 1/4" and 7/16" diameter solid steel rod construction. Rack inserts into stack button holes in front and rear legs. Chairs do not stack with bookracks attached.

#### 1060TRN/CH Fixed Tablet Arm Chair

#### Frame

18-gauge, 7/8" square tube frame welded to square legs. Finished to match legs. Tablets are 5/8" high-density particleboard with melamine laminate faced top and backing sheets. Nonstacking.

#### Standard Bright Chrome Finish

Surfaces are duplex nickel-chrome plated in a twenty-one step process.

#### Optional Powder-Coated Finish

Electrostatically-applied epoxy powder, baked-on.

#### Custom-Matched Polypropylene Shell Colors

1000 Series: Any one color. Supply a 3" x 3" swatch for matching. Additional cost: 1-999 Shells = \$1070.00 Additional 1000-2499 Shells = \$634.00 Additional 2500+ Shells = No Additional Cost

#### FD.BL Frame Stack Chair Dolly

May be used with polypropylene or fiberglass



# 1000 Series Chairs

General Information



**X-Frame Stack Chair  
Dolly (FD.BL)**



**Hand Truck (MD.S)**

## Features

### Capacity (permits passage through an 80" doorway)

1000 chairs	12	12
1000TA chairs	6	6
1060 chairs	13	12

### General Dimensions

Length	25"	46"
Width	23-1/2"	20"
Depth		33"
Height from floor	4-3/4"	
Casters	4	2

stack chairs. Tubular steel frame crossed at center and welded. 3" swivel casters. Caster housings are welded to frame. Nonchipping enamel is electrostatically applied, then baked-on, alkyd urea formula. Standard chair capacities permit passage through an 80" doorway.

#### **MD.S Hand Truck**

Constructed of formed tubular steel. The under seat carriage folds out of the way for storage. 6" wheels. Chrome finish. Standard chair capacities permit passage through an 80" doorway.




## INFORMATION

### **Warranty**

Refer to KI Terms & Conditions document or visit [ki.com](http://ki.com)

# 1000 Series Chairs

## Chairs

MODEL	Features	MODEL NUMBER						
		Basic Model	Ganging Option	Frame Color	Shell Color	Tablet Arm Color	Upholstery Color	Glide Option
 <p><b>Round Leg Stack Chair</b></p> <ul style="list-style-type: none"> <li>Injection-molded polypropylene shell with rounded edges</li> <li>Textured finish</li> <li>Round tubular legs with bright chrome finish standard</li> <li>12 chairs on dolly pass through 80" doorway</li> <li>Ganger available for chrome finish only.</li> </ul>	Unupholstered	1000	<input type="checkbox"/>	<input type="checkbox"/>	<input type="checkbox"/>		<input type="checkbox"/>	
	Uph Seat	1000U/SO	<input type="checkbox"/>	<input type="checkbox"/>	<input type="checkbox"/>	<input type="checkbox"/>	<input type="checkbox"/>	
	Uph Seat/Back	1000U/SB	<input type="checkbox"/>	<input type="checkbox"/>	<input type="checkbox"/>	<input type="checkbox"/>	<input type="checkbox"/>	
 <p><b>Stacking Tablet Arm Chair</b></p> <ul style="list-style-type: none"> <li>Injection-molded polypropylene shell with rounded edges</li> <li>Textured finish</li> <li>Round tubular legs with bright chrome finish standard</li> <li>Walnut laminate tablet, right-hand standard</li> <li>6 chairs on dolly pass through 80" doorway</li> <li>Ganger available for chrome finish only.</li> </ul>	Unuph, Right Hand	1000TRS	<input type="checkbox"/>	<input type="checkbox"/>	<input type="checkbox"/>	<input type="checkbox"/>	<input type="checkbox"/>	
	Uph Seat/Back, Right Hand	1000TRS/SB	<input type="checkbox"/>	<input type="checkbox"/>	<input type="checkbox"/>	<input type="checkbox"/>	<input type="checkbox"/>	
	Uph Seat, Right Hand	1000TRS/SO	<input type="checkbox"/>	<input type="checkbox"/>	<input type="checkbox"/>	<input type="checkbox"/>	<input type="checkbox"/>	
	Unuph, Left Hand	1000TLS	<input type="checkbox"/>	<input type="checkbox"/>	<input type="checkbox"/>	<input type="checkbox"/>	<input type="checkbox"/>	
	Uph Seat, Left Hand	1000TLS/SO	<input type="checkbox"/>	<input type="checkbox"/>	<input type="checkbox"/>	<input type="checkbox"/>	<input type="checkbox"/>	
	Uph Seat/Back, Left Hand	1000TLS/SB	<input type="checkbox"/>	<input type="checkbox"/>	<input type="checkbox"/>	<input type="checkbox"/>	<input type="checkbox"/>	
 <p><b>Nonstacking Tablet Arm Chair</b></p> <ul style="list-style-type: none"> <li>Injection-molded polypropylene shell with rounded edges</li> <li>Textured finish</li> <li>Round tubular legs with bright chrome finish standard</li> <li>Walnut laminate tablet, right-hand standard</li> <li>Ganger available for chrome finish only.</li> </ul>	Unuph, Right Hand	1000TRN	<input type="checkbox"/>	<input type="checkbox"/>	<input type="checkbox"/>	<input type="checkbox"/>	<input type="checkbox"/>	
	Uph Seat/Back, Right Hand	1000TRN/SB	<input type="checkbox"/>	<input type="checkbox"/>	<input type="checkbox"/>	<input type="checkbox"/>	<input type="checkbox"/>	
	Uph Seat, Right Hand	1000TRN/SO	<input type="checkbox"/>	<input type="checkbox"/>	<input type="checkbox"/>	<input type="checkbox"/>	<input type="checkbox"/>	
	Unuph, Left Hand	1000TLN	<input type="checkbox"/>	<input type="checkbox"/>	<input type="checkbox"/>	<input type="checkbox"/>	<input type="checkbox"/>	
	Uph Seat, Left Hand	1000TLN/SO	<input type="checkbox"/>	<input type="checkbox"/>	<input type="checkbox"/>	<input type="checkbox"/>	<input type="checkbox"/>	
	Uph Seat/Back, Left Hand	1000TLN/SB	<input type="checkbox"/>	<input type="checkbox"/>	<input type="checkbox"/>	<input type="checkbox"/>	<input type="checkbox"/>	

A B C D E F G

### HOW TO ORDER

Indicate the following information on order form:

- Quantity of each item.
- Model number, including options. See "How To Build a Model Number".
- Any special service required.

Note: •The  indicates that a choice is required.  
•The absence of the  indicates that no choice is required.

### HOW TO BUILD A MODEL NUMBER

- A** Select basic model.
- B** Select ganging option.  
 = Ganging  
 = No ganging
- C** Select frame color.  
 Refer to color addendum at ki.com or in KI Price List or KI Fabrics & Finishes binder.
- D** Select shell color.  
 Refer to color addendum at ki.com or in KI Price List or KI Fabrics & Finishes binder.
- E** Select tablet arm color.  
 Refer to color addendum at ki.com or in KI Price List or KI Fabrics & Finishes binder.
- F** Select upholstery grade/color.  
 Refer to color addendum at ki.com or in KI Fabrics & Finishes binder.
- G** Select glide option.  
 = Plastic glides (standard)  
 = Stainless steel glides; add \$8  
 = Non-skid glides; add \$15  
 Upcharge is for set of 4 glides

### OPTIONS

#### California TB133 Fire Safety Code

The above seating products can be manufactured using the appropriate flame-retardant materials for compliance to California Technical Bulletin 133. Add "FR" to end of model number.

Model=Unupholstered  
 Added Lead Time=1 week  
 Added List Price=\$23  
 Model=Upholstered Seat  
 Added Lead Time=1 week  
 Added List Price=\$47  
 Model=Upholstered Seat and Back  
 Added Lead Time=1 week  
 Added List Price=\$65

#### Bookrack

Chair does not stack with bookrack attached.  
 20-1/2" W; 11" D.

Add "/BR" to end of model number. List price upcharge is \$22.

Specify #45.0035 for field installation.  
 4# Weight





# 1000 Series Chairs

Chairs

Approx. Packaged Weight	Delivered Pricing Unupholstered	Delivered Pricing Fabric Grade 1 & C.O.M.	Delivered Pricing Vinyl Group 2
11#	\$ 86		
12#	N/A	160	160
12#	N/A	230	230
24#	\$ 176		
26#	N/A	312	312
25#	N/A	243	243
24#	176		
25#	N/A	243	243
26#	N/A	312	312
30#	\$ 169		
32#	N/A	312	312
31#	N/A	243	243
30#	169		
31#	N/A	243	243
32#	N/A	312	312

## SPECIAL SERVICES

### Special Carton Marking

With specially marked information N/C



### Shipping

Shipped **assembled freight prepaid f.o.b. Green Bay, Wisconsin 54302** factory. Freight class #125.

Specifications and prices are subject to change without prior notice.

# 1000 Series Chairs

## Chairs

MODEL	Features	MODEL NUMBER					
		Basic Model	Ganging Option	Frame Color	Shell Color	Tablet Arm Color	Upholstery Color
 <p>1060 1060U</p> <p><b>Square Leg Stack Chair</b></p> <ul style="list-style-type: none"> <li>• Injection-molded polypropylene shell with rounded edges</li> <li>• Textured finish</li> <li>• Seat plain, with seat cushion, or seat and backrest cushions</li> <li>• Square tubular legs and frame with bright chrome finish standard</li> <li>• 12 chairs on dolly pass through 80" doorway</li> <li>• Ganger available for chrome finish only.</li> </ul>	Unupholstered	1060	<input type="checkbox"/>	<input type="checkbox"/>	<input type="checkbox"/>		
	Uph Seat	1060/SO	<input type="checkbox"/>	<input type="checkbox"/>	<input type="checkbox"/>		<input type="checkbox"/>
	Uph Seat/Back	1060/SB	<input type="checkbox"/>	<input type="checkbox"/>	<input type="checkbox"/>		<input type="checkbox"/>
 <p>1060 1060U</p> <p><b>Nonstacking Fixed Oversized Tablet Arm Chair</b></p> <ul style="list-style-type: none"> <li>• Injection-molded polypropylene shell with rounded edges</li> <li>• Textured finish</li> <li>• Seat plain, with seat cushion, or seat and backrest cushions</li> <li>• Square tubular legs and frame with bright chrome finish standard</li> <li>• 12 chairs on dolly pass through 80" doorway</li> <li>• Ganger available for chrome finish only.</li> </ul>	Unuph, Left Hand	10600TLN	<input type="checkbox"/>	<input type="checkbox"/>	<input type="checkbox"/>	<input type="checkbox"/>	
	Unuph, Right Hand	10600TRN	<input type="checkbox"/>	<input type="checkbox"/>	<input type="checkbox"/>	<input type="checkbox"/>	
	Uph Seat, Left Hand	10600TLN/SO	<input type="checkbox"/>	<input type="checkbox"/>	<input type="checkbox"/>	<input type="checkbox"/>	<input type="checkbox"/>
	Uph Seat, Right Hand	10600TRN/SO	<input type="checkbox"/>	<input type="checkbox"/>	<input type="checkbox"/>	<input type="checkbox"/>	<input type="checkbox"/>
	Uph Seat/Back, Left Hand	10600TLN/SB	<input type="checkbox"/>	<input type="checkbox"/>	<input type="checkbox"/>	<input type="checkbox"/>	<input type="checkbox"/>
	Uph Seat/Back, Right Hand	10600TRN/SB	<input type="checkbox"/>	<input type="checkbox"/>	<input type="checkbox"/>	<input type="checkbox"/>	<input type="checkbox"/>

A

B

C

D

E

F

### HOW TO ORDER

Indicate the following information on order form:

1. Quantity of each item.
2. Model number, including options. See "How To Build a Model Number".
3. Any special service required.

Note: •The  indicates that a choice is required.  
•The absence of the  indicates that no choice is required.

### HOW TO BUILD A MODEL NUMBER

- A** Select basic model.
- B** Select ganging option.  
**G** = Ganging  
**NG** = No ganging
- C** Select frame color.  
 Refer to color addendum at ki.com or in KI Price List or KI Fabrics & Finishes binder.
- D** Select shell color.  
 Refer to color addendum at ki.com or in KI Price List or KI Fabrics & Finishes binder.
- E** Select tablet arm color.  
 Refer to color addendum at ki.com or in KI Price List or KI Fabrics & Finishes binder.

- F** Select upholstery grade/color.  
 Refer to color addendum at ki.com or in KI Fabrics & Finishes binder.

### OPTIONS

#### California TB133 Fire Safety Code

The above seating products can be manufactured using the appropriate flame-retardant materials for compliance to California Technical Bulletin 133. Add "FR" to end of model number.

Model=Unupholstered  
 Added Lead Time=1 week  
 Added List Price=\$23

Model=Upholstered Seat  
 Added Lead Time=1 week  
 Added List Price=\$47

Model=Upholstered Seat and Back  
 Added Lead Time=1 week  
 Added List Price=\$65

#### Bookrack

Chair does not stack with bookrack attached.  
 20-1/2" W; 11" D.

Add "/BR" to end of model number. List price upcharge is \$22.

Specify #45.0035 for field installation.  
 4# Weight



# 1000 Series Chairs

Chairs

Approx. Packaged Weight	Delivered Pricing Unupholstered	Delivered Pricing Fabric Grade 1 & C.O.M.	Delivered Pricing Vinyl Group 2
-------------------------	---------------------------------	---	---------------------------------

12#	\$ 97		
12#	N/A	172	172
12#	N/A	240	240

30#	\$ 196		
30#	196		
31#	N/A	271	271
31#	N/A	271	271
31#	N/A	339	339
31#	N/A	339	339

## SPECIAL SERVICES

### Special Carton Marking

With specially marked information N/C


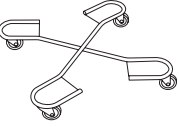
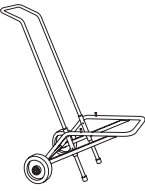
### Shipping

Shipped **k.d. freight prepaid f.o.b. Green Bay, Wisconsin 54302** factory. Freight class #175.

Specifications and prices are subject to change without prior notice.

# 1000 Series Chairs

## Chairs

MODEL	Features	MODEL NUMBER					
		Basic Model	Ganging Option	Frame Color	Shell Color	Tablet Arm Color	Upholstery Color
 <p>1060 1060U</p> <p><b>Nonstacking Standard Fixed Tablet Arm Chair</b></p> <ul style="list-style-type: none"> <li>• Injection-molded polypropylene shell with rounded edges</li> <li>• Textured finish</li> <li>• Seat plain, with seat cushion, or seat and backrest cushions</li> <li>• Square tubular legs and frame with bright chrome finish standard</li> <li>• 12 chairs on dolly pass through 80" doorway</li> <li>• Ganger available for chrome finish only.</li> </ul>	Unuph, Left Hand	1060STLN	<input type="checkbox"/>	<input type="checkbox"/>	<input type="checkbox"/>	<input type="checkbox"/>	
	Unuph, Right Hand	1060STRN	<input type="checkbox"/>	<input type="checkbox"/>	<input type="checkbox"/>	<input type="checkbox"/>	
	Uph Seat, Left Hand	1060STLN/SO	<input type="checkbox"/>	<input type="checkbox"/>	<input type="checkbox"/>	<input type="checkbox"/>	<input type="checkbox"/>
	Uph Seat, Right Hand	1060STRN/SO	<input type="checkbox"/>	<input type="checkbox"/>	<input type="checkbox"/>	<input type="checkbox"/>	<input type="checkbox"/>
	Uph Seat/Back, Left Hand	1060STLN/SB	<input type="checkbox"/>	<input type="checkbox"/>	<input type="checkbox"/>	<input type="checkbox"/>	<input type="checkbox"/>
	Uph Seat/Back, Right Hand	1060STRN/SB	<input type="checkbox"/>	<input type="checkbox"/>	<input type="checkbox"/>	<input type="checkbox"/>	<input type="checkbox"/>
 <p>HRDPT</p> <p><b>X-Frame Stack Chair Dolly</b></p> <ul style="list-style-type: none"> <li>• Round tubular steel frame</li> <li>• For 1000 Series stack chairs</li> <li>• Four 3" swivel wheels</li> <li>• Black enamel finish only</li> <li>• 4-3/4" high from floor, empty</li> </ul>		FD.BL					
 <p>HRDPT</p> <p><b>Hand Truck</b></p> <ul style="list-style-type: none"> <li>• Round tubular steel frame</li> <li>• Chrome finish only</li> <li>• Two fixed wheels</li> <li>• For 1000 Series chairs</li> </ul>		MD.S					

A

B

C

D

E

F

### HOW TO ORDER

Indicate the following information on order form:

1. Quantity of each item.
2. Model number, including options. See "How To Build a Model Number".
3. Any special service required.

Note: •The  indicates that a choice is required.  
•The absence of the  indicates that no choice is required.

### HOW TO BUILD A MODEL NUMBER

- A** Select basic model.
- B** Select ganging option.  
**G** = Ganging  
**NG** = No ganging
- C** Select frame color.  
 Refer to color addendum at ki.com or in KI Price List or KI Fabrics & Finishes binder.
- D** Select shell color.  
 Refer to color addendum at ki.com or in KI Price List or KI Fabrics & Finishes binder.
- E** Select tablet arm color.  
 Refer to color addendum at ki.com or in KI Price List or KI Fabrics & Finishes binder.

- F** Select upholstery grade/color.  
 Refer to color addendum at ki.com or in KI Fabrics & Finishes binder.

### OPTIONS

#### California TB133 Fire Safety Code

The above seating products can be manufactured using the appropriate flame-retardant materials for compliance to California Technical Bulletin 133. Add "FR" to end of model number.

Model=Unupholstered  
 Added Lead Time=1 week  
 Added List Price=\$23  
 Model=Upholstered Seat  
 Added Lead Time=1 week  
 Added List Price=\$47  
 Model=Upholstered Seat and Back  
 Added Lead Time=1 week  
 Added List Price=\$65

#### Bookrack

Chair does not stack with bookrack attached.  
 20-1/2" W; 11" D.

Add "/BR" to end of model number. List price upcharge is \$22.

Specify #45.0035 for field installation.  
 4# Weight



# 1000 Series Chairs

Chairs

Approx. Packaged Weight	Delivered Pricing Unupholstered	Delivered Pricing Fabric Grade 1 & C.O.M.	Delivered Pricing Vinyl Group 2
30#	\$ 196		
30#	196		
31#	N/A	271	271
31#	N/A	271	271
31#	N/A	339	339
31#	N/A	339	339

12# \$ 188

34# \$ 510

## SPECIAL SERVICES

### Special Carton Marking

With specially marked information N/C

### Shipping

Shipped **k.d. freight prepaid f.o.b. Green Bay, Wisconsin 54302** factory. Freight class #175.

Specifications and prices are subject to change without prior notice.

# DuraStack® Chairs

## Stack Chair General Information



**DuraStack® Extra Small Stack Chair (DSCH.ES)**



**DuraStack® Small Stack Chair (DSCH.S)**



**DuraStack® Medium Stack Chair (DSCH.M)**

### Features

18-gauge steel frame - 1-1/8" Diameter			•
18-gauge steel frame - 7/8" diameter	•	•	
Welded seat pan cradle			•
Single piece, molded polypropylene shell	•	•	•
Stacks 12 high	•	•	•
Duplex bright nickel chrome plated frame	•	•	•

### General Dimensions

Seat width	12-1/4"	12-1/4"	13-3/4"
Seat depth	12-1/2"	12-1/2"	14"
Seat height	11-1/2"	13-1/2"	15-1/2"

### SPECIFICATIONS

#### Frame

18-gauge full tube, non-tapered steel frames. 1-1/8" diameter on larger 18-1/2", 17-1/2" and 15-1/2" chairs. 7/8" diameter on smaller 13-1/2" and 11-1/2" chairs. Frame shall be a "wallsaver" design and include an integrated, welded seat pan cradle on the larger size chairs (18-1/2", 17-1/2" and 15-1/2"), to eliminate flex and provide superior back support.

#### Chrome Finish

Metal frame is chemically cleaned and prepared for application of duplex bright nickel/chrome plating meeting all requirements for non-peeling and abrasion resistance.

#### Seat and Back

Solid, single piece shell shall be made of static free, polypropylene. Colorfastness ensured through complete color impregnation throughout the molded part. Strength and durability

shall be assured through engineered structural support ribs critically positioned to attach the seat to the frame utilizing non-loosening attachment rivets.

#### Glides

Swivel type nylon bottom glides are standard. Swivel type polished stainless steel glides are available with an upcharge.

#### Seat Heights

Fixed seat heights are 11-1/2", 13-1/2", 15-1/2", 17-1/2", 18-1/2" as measured from the floor to the front of the seat.

#### Seat Sizes

Extra Small & Small: 12-1/4" wide x 12-1/2" deep  
 Medium: 13-3/4" wide x 14" deep  
 Large: 15-1/4" wide x 15-1/4" deep  
 Extra Large: 16-1/2" wide x 17" deep

#### Stacking and Moving

Chairs shall stack 12 high. Utilizing the X-Frame Stack Chair Dolly (FD.BL), the chairs

shall be able to pass through a standard doorway. The chair dolly shall accept all sizes of chairs. See the Stack Chair Storage General Information page.



# DuraStack® Chairs

Stack Chair General Information



**DuraStack® Large Stack Chair (DSCH.L)**



**DuraStack® Extra Large Stack Chair (DSCH.EL)**

## Features

18-gauge steel frame - 1-1/8" Diameter	•	•
Welded seat pan cradle	•	•
Single piece, molded polypropylene shell	•	•
Stacks 12 high	•	•
Duplex bright nickel chrome plated frame	•	•

## General Dimensions

Seat width	15-1/4"	16-1/2"
Seat depth	15-1/4"	17"
Seat height	17-1/2"	18-1/2"


## INFORMATION

### Warranty

Refer to KI Terms & Conditions document or visit [ki.com](http://ki.com)

# DuraStack® Chairs

## Stack Chairs

MODEL	Size	MODEL NUMBER				Approx. Packaged Weight
		Basic Model	Shell Color	Glide Option	Carton Code	
 <p><b>DuraStack® Stack Chair</b></p> <ul style="list-style-type: none"> <li>• Molded polypropylene shell</li> <li>• 18-gauge steel frame</li> <li>• Duplex bright nickel chrome plated frame</li> <li>• Stacks 12 high</li> <li>• Swivel type nylon glides standard</li> </ul>	Extra Small	DSCH.ES	<input type="checkbox"/> <input type="checkbox"/> <input type="checkbox"/>	<input type="checkbox"/> <input type="checkbox"/>	<input type="checkbox"/> <input type="checkbox"/> <input type="checkbox"/>	5#
	Small	DSCH.S	<input type="checkbox"/> <input type="checkbox"/> <input type="checkbox"/>	<input type="checkbox"/> <input type="checkbox"/>	<input type="checkbox"/> <input type="checkbox"/> <input type="checkbox"/>	5#
	Medium	DSCH.M	<input type="checkbox"/> <input type="checkbox"/> <input type="checkbox"/>	<input type="checkbox"/> <input type="checkbox"/>	<input type="checkbox"/> <input type="checkbox"/> <input type="checkbox"/>	8#
	Large	DSCH.L	<input type="checkbox"/> <input type="checkbox"/> <input type="checkbox"/>	<input type="checkbox"/> <input type="checkbox"/>	<input type="checkbox"/> <input type="checkbox"/> <input type="checkbox"/>	9#
	Extra Large	DSCH.EL	<input type="checkbox"/> <input type="checkbox"/> <input type="checkbox"/>	<input type="checkbox"/> <input type="checkbox"/>	<input type="checkbox"/> <input type="checkbox"/> <input type="checkbox"/>	10#

DSCH

A

B

C

D

### HOW TO ORDER

Indicate the following information on order form:

1. Quantity of each item.
2. Model number, including options. See "How To Build a Model Number".
3. Any special service required.

Note: •The  indicates that a choice is required.  
•The absence of the  indicates that no choice is required.

### HOW TO BUILD A MODEL NUMBER

- A** Select basic model.
- B** Select shell color.  
Refer to color addendum at ki.com or in KI Price List or KI Fabrics & Finishes binder.
- C** Select glide option.  
**NG** = Nylon glides - Standard  
**SG** = Steel glides; add \$3  
 List per chair
- D** Select carton code.  
**CTN** = Cartoned  
**NP** = Standard packaging - shrink wrapped to pallet  
 Cartoning is required on orders less than 12 chairs or orders shipped via air freight or UPS. Specific requested carriers may also require cartoning. Upcharge is \$4 per chair.





Freight  
Excluded  
Pricing

\$ 34  
34  
45  
46  
48

**SPECIAL SERVICES**

**Special Carton Marking**

With specially marked information N/C

**Shipping**

Shipped **assembled f.o.b. Green Bay, Wisconsin 54302** factory. Freight class #125.

Specifications and prices are subject to change without prior notice.

# DuraStack® Chairs

## Pedestal Base Chair General Information



**DuraStack® Large  
Pedestal Base Chair  
(DSPCH.L)**



**DuraStack® Extra Large  
Pedestal Base Chair  
(DSPCH.EL)**

### Features

Pneumatic height adjustment	•	•
Single piece, molded polypropylene shell	•	•
Frame constructed of two 18-gauge steel tubes	•	•
Injection molded black nylon base	•	•
Polypropylene casters	•	•

### General Dimensions

Seat width	15-1/4"	16-1/2"
Seat depth	15-1/4"	17"
Seat height	17" - 22"	17" - 22"

### Overall Dimensions

Width	15-1/4"	16-1/2"
Depth	18-1/2"	20"
Height	30-1/2" - 36-1/2"	31-1/2" - 37-1/2"
Pedestal base on center	24"	24"

### SPECIFICATIONS

#### Frame

The frame is constructed of an 11-gauge base plate that is welded to two 18-gauge steel tubes for durability. 16-gauge support braces are welded to the frame and securely riveted to the seat shell for permanent attachment of the seat to the frame.

#### Base

Five-blade pedestal base provides optimal safety and stability. Tubular steel frame has injection-molded black nylon surfaces. Three-piece shroud extends to conceal pedestal column and stretches to all heights for constant appearance.

#### Pneumatic Height Adjustment

Lever-activated pneumatic cylinder enables seat height adjustment from 17" to 22".

#### Casters

2" casters have double wheels made of high-impact polypropylene. Black only.

#### Seat and Back

Solid, single piece shell shall be made of static free, polypropylene. Colorfastness ensured through complete color impregnation throughout the molded part. Strength and durability shall be assured through engineered structural support ribs critically positioned to attach the seat to the frame utilizing non-loosening attachment rivets.

#### Seat Height

Seat height adjusts from 17" to 22".

#### Seat Sizes

Large: 15-1/4" wide x 15-1/4" deep  
Extra Large: 16-1/2" wide x 17" deep



---


## INFORMATION

### Warranty

Refer to KI Terms & Conditions document or visit [ki.com](http://ki.com)

# DuraStack® Chairs

## Pedestal Base Chairs

MODEL	Size	MODEL NUMBER		Approx. Packaged Weight
		Basic Model	Shell Color	
 <p><b>DuraStack® Pedestal Base Chair</b></p> <ul style="list-style-type: none"> <li>• Height adjusts from 17"-22"</li> <li>• Molded polypropylene shell</li> <li>• Black crinkle powder-coated frame consisting of 18-gauge steel tube supports, 16-gauge steel side braces, 11-gauge steel support plate</li> <li>• Injection molded black nylon five-blade base</li> <li>• 2" black polypropylene casters</li> </ul>	Large	DSPCH.L	<input type="checkbox"/> <input type="checkbox"/> <input type="checkbox"/>	14#
	Extra Large	DSPCH.EL	<input type="checkbox"/> <input type="checkbox"/> <input type="checkbox"/>	15#

A
B

### HOW TO ORDER

Indicate the following information on order form:

1. Quantity of each item.
2. Model number, including options. See "How To Build a Model Number".
3. Any special service required.

Note: •The  indicates that a choice is required.  
 •The absence of the  indicates that no choice is required.

### HOW TO BUILD A MODEL NUMBER

- A Select basic model.
- B Select shell color.  
Refer to color addendum at [ki.com](http://ki.com) or in KI Price List or KI Fabrics & Finishes binder.



Freight  
Excluded  
Pricing

\$ 116  
124

**SPECIAL SERVICES**

**Special Carton Marking**

With specially marked information N/C

**Shipping**

Shipped **k.d. f.o.b. Green Bay, Wisconsin 54302** factory. Freight class #125.

Specifications and prices are subject to change without prior notice.

# Index

Model No.	Description	Page
1000	Chairs: Round Leg Stack Chair	38
1000TLN	Chairs: Nonstacking Tablet Arm Chair	38
1000TLS	Chairs: Stacking Tablet Arm Chair	38
1060	Chairs: Square Leg Stack Chair	40
10600TLN	Chairs: Nonstacking Fixed Oversized Tablet Arm Chair	40
1060STLN	Chairs: Nonstacking Standard Fixed Tablet Arm Chair	42
DSCHEL	Stack Chairs: DuraStack® Stack Chair	46
DSPCHEL	Pedestal Base Chairs: DuraStack® Pedestal Base Chair	50
E1860/A	Activity Tables: Rectangular Tables	22
E36R/A	Activity Tables: Round Tables	24
E36S/A	Activity Tables: Square Tables	24
E424/A	Activity Tables: Quarter (1/4) Round Tables	26
E4872K/A	Activity Tables: Kidney Shape Tables	26
E624/A	Activity Tables: Sixth (1/6) Round Tables	26
EBH	Activity Tables: Book Bag Hook	28
EPB	Activity Tables: Plastic Book Box	28
ETL	Activity Tables: Leg Set	28
FATL.O/CH	Oxford: Oxford Adjustable Height Leg Sets	18
FD.BL	Chairs: X-Frame Stack Chair Dolly	42
FTL.O/CH	Oxford: Oxford Fixed Height Leg Sets	14
HTL.O/CH	Exeter: Exeter Fixed Height Leg Sets	10
MD.S	Chairs: Hand Truck	42
O155	Oxford: Rectangular	12
O155/A	Oxford: Rectangular	16
O33	Oxford: Square	12
O33/A	Oxford: Square	16
OK4	Oxford: Kidney Shape	14
OK4/A	Oxford: Kidney Shape	18
OR3	Oxford: Round	14
OR3/A	Oxford: Round	18
OT24	Oxford: Trapezoidal	14
OT24/A	Oxford: Trapezoidal	18
VJT2424/18	Junior Square Table	32
VJT2430/18	Junior Rectangular Table	34
VJT30R/18	Junior Round Table	32
X155	Exeter: Rectangular	8
X33	Exeter: Square	8
XT24	Exeter: Trapezoidal	10



---

The main body of the page is a large, empty white space, which is the index table of contents.

**You make the rules.  
We make the rest.®**

Of course KI solutions work better for you. They're made for you. No one pays more attention to customer needs than we do. We don't design our furniture to win awards (even though it does). We don't rely on one-size-fits-all solutions (even though they would make our life easier). We find out what you need. And, we make it. The same applies to our service, distribution channels...everything we do. It's all built around knowing what you want and giving you the choice. KI solutions work, because we're working for you.

KI  
1330 Bellevue Street  
P.O. Box 8100  
Green Bay, Wisconsin 54302-8100  
1-800-424-2432  
[www.ki.com](http://www.ki.com)

KI is a registered trademark  
of Krueger International, Inc.

© 2008 KI  
All Rights Reserved.  
Litho in USA.  
KI-11492/KI/WF/308