

Folding Tables Price List ■

March 24, 2008
Updated January 23, 2009
800-424-2432




Premier® Folding Tables

General Information




Premier® Round Leg Table

Features	
Honeycomb core	•
High-pressure laminate top	•
Bullnose edge	•
Round legs	•
General Dimensions	
Standard height	29"
Width range	18 - 36"
Length range	60 - 96"



Honeycomb Core

- A. .083" thick, high-pressure laminate top resist stains, heat and impact damage
- B. .625" thick honeycomb cellular core glued under pressure to top and bottom of the frame.
- C. 5/8" thick, high-strength, high-density support frame.
- D. .045" thick high-pressure laminate backing sheet to resist moisture, prevent warpage and add strength.
- E. Standard one-piece, roll-formed, 18-gauge steel apron.
- F. Extruded vinyl bullnose edge. Bradded at the joint.



Solid Core (Bench and Round Tables Only)

- A. .030" thick, high-pressure laminate surface.
- B. 1-1/8" thick for benches, 5/8" thick for round tables, high-density, high-strength solid core top.
- C. Standard one-piece, roll-formed, 18-gauge steel apron.
- D. Extruded vinyl bullnose edge. Bradded at the joint.

SPECIFICATIONS

Table and Bench, Legs and Frames

Legs fold in pairs. Constructed of 18-gauge seam-welded tubular steel. Folding linkage, hinges, locks and fastening hardware of die-formed steel. Aprons are roll-formed for solid, one-piece construction, fastened to top with screws spaced approximately 12" apart, (6" on benches).

Rectangular Tables, Round Legs

1-1/8" o.d. steel tubing. Powder coated legs have non-marring polypropylene feet; chrome legs have self-leveling glides.

Wishbone Folding Legs

18" wide tables have 1" o.d. steel tubing with knifelock hinge. 18-gauge, 2-3/8" die-formed steel apron.

Table Tops

Rectangular and square tables feature honeycomb cellular core construction; surrounded by high-density particleboard frame and rails.

Extruded vinyl edges are "T" shaped with serrations mechanically locked into table with brads at the joint.

Bench Legs

1" o.d. steel tubing. Gravity lock; legs fold in pairs. Non-marring polypropylene feet.

Bench and Round Tops

1-1/8" thick solid core high-density particleboard with .030" high-pressure melamine laminate surface with .020" phenolic backer. Extruded bullnose edges are "T"-shaped with serrations mechanically locked into the bench with brads at the joint.

Laminate Surfaces

Premier® series tables are 3/4" thick. Simulated woodgrain tops are .083" high-pressure melamine laminate with .045" laminate backing sheet.

Finish

Nonchipping electrostatically applied baked on powder coat.



Premier® Folding Tables

General Information



Premier® Adjustable Height Table



Premier® Bench



Premier® Round Table

Features

Solid core top		•	•
Honeycomb core	•		
High-pressure laminate top	•	•	•
Bullnose edge	•	•	•
Round legs	•	•	•

General Dimensions





Standard height		17"	29"
Width range	30 - 36"	15"	60 - 72"
Length range	72 - 96"	72 - 96"	
Adjustable height range	23-3/4 - 34-3/4"		

INFORMATION

Warranty

Refer to KI Terms & Conditions document or visit ki.com

Premier® Folding Tables

MODEL	SIZE	MODEL NUMBER				Approx. Packaged Weight	
		Basic Model	Laminate Color	Edge Color	Enamel Color		
 RTP	Fixed Height Folding Table - Honeycomb Core Top <ul style="list-style-type: none"> • Lightweight honeycomb core top • High-pressure laminate surface and backer with bullnose edge • Powder coat finish on legs and frame • Legs equipped with safety lock • Polyallomer feet 	18 x 72"	SP6	<input type="checkbox"/> <input type="checkbox"/> <input type="checkbox"/>	<input type="checkbox"/> <input type="checkbox"/> <input type="checkbox"/>	<input type="checkbox"/> <input type="checkbox"/>	37#
		18 x 96"	SP8	<input type="checkbox"/> <input type="checkbox"/> <input type="checkbox"/>	<input type="checkbox"/> <input type="checkbox"/> <input type="checkbox"/>	<input type="checkbox"/> <input type="checkbox"/>	46#
		24 x 72"	TP6	<input type="checkbox"/> <input type="checkbox"/> <input type="checkbox"/>	<input type="checkbox"/> <input type="checkbox"/> <input type="checkbox"/>	<input type="checkbox"/> <input type="checkbox"/>	42#
		24 x 96"	TP8	<input type="checkbox"/> <input type="checkbox"/> <input type="checkbox"/>	<input type="checkbox"/> <input type="checkbox"/> <input type="checkbox"/>	<input type="checkbox"/> <input type="checkbox"/>	53#
		30 x 60"	NP5	<input type="checkbox"/> <input type="checkbox"/> <input type="checkbox"/>	<input type="checkbox"/> <input type="checkbox"/> <input type="checkbox"/>	<input type="checkbox"/> <input type="checkbox"/>	47#
		30 x 72"	NP6	<input type="checkbox"/> <input type="checkbox"/> <input type="checkbox"/>	<input type="checkbox"/> <input type="checkbox"/> <input type="checkbox"/>	<input type="checkbox"/> <input type="checkbox"/>	57#
		30 x 96"	NP8	<input type="checkbox"/> <input type="checkbox"/> <input type="checkbox"/>	<input type="checkbox"/> <input type="checkbox"/> <input type="checkbox"/>	<input type="checkbox"/> <input type="checkbox"/>	71#
		36 x 72"	WP6	<input type="checkbox"/> <input type="checkbox"/> <input type="checkbox"/>	<input type="checkbox"/> <input type="checkbox"/> <input type="checkbox"/>	<input type="checkbox"/> <input type="checkbox"/>	64#
		36 x 96"	WP8	<input type="checkbox"/> <input type="checkbox"/> <input type="checkbox"/>	<input type="checkbox"/> <input type="checkbox"/> <input type="checkbox"/>	<input type="checkbox"/> <input type="checkbox"/>	68#
 RTP	Adjustable Height Folding Table - Honeycomb Core Top <ul style="list-style-type: none"> • Lightweight honeycomb core top • High-pressure laminate surface and backer with bullnose edge • Powder coat finish on legs and frame • Legs equipped with safety lock • Polyallomer feet • Height adjustable in 1" increments 	30 x 72"	NP6A	<input type="checkbox"/> <input type="checkbox"/> <input type="checkbox"/>	<input type="checkbox"/> <input type="checkbox"/> <input type="checkbox"/>	<input type="checkbox"/> <input type="checkbox"/>	60#
		30 x 96"	NP8A	<input type="checkbox"/> <input type="checkbox"/> <input type="checkbox"/>	<input type="checkbox"/> <input type="checkbox"/> <input type="checkbox"/>	<input type="checkbox"/> <input type="checkbox"/>	74#
		36 x 72"	WP6A	<input type="checkbox"/> <input type="checkbox"/> <input type="checkbox"/>	<input type="checkbox"/> <input type="checkbox"/> <input type="checkbox"/>	<input type="checkbox"/> <input type="checkbox"/>	67#
		36 x 96"	WP8A	<input type="checkbox"/> <input type="checkbox"/> <input type="checkbox"/>	<input type="checkbox"/> <input type="checkbox"/> <input type="checkbox"/>	<input type="checkbox"/> <input type="checkbox"/>	69#
 RDP	Round Folding Table - Solid Core Top <ul style="list-style-type: none"> • Top made of a single piece of 5/8" thick particleboard • High-pressure laminate surface and backer with bullnose edge • Powder coat finish on legs and frame • Legs equipped with dual safety lock • Polyallomer feet 	60" Diameter	RP5	<input type="checkbox"/> <input type="checkbox"/> <input type="checkbox"/>	<input type="checkbox"/> <input type="checkbox"/> <input type="checkbox"/>	<input type="checkbox"/> <input type="checkbox"/>	102#
		72" Diameter	RP6	<input type="checkbox"/> <input type="checkbox"/> <input type="checkbox"/>	<input type="checkbox"/> <input type="checkbox"/> <input type="checkbox"/>	<input type="checkbox"/> <input type="checkbox"/>	147#
 RTP	Folding Bench - Solid Core Top <ul style="list-style-type: none"> • High-pressure laminate surface and back with bullnose edge • Powder coat finish on legs and frame • Legs equipped with dual safety lock • Polyallomer feet 	15 x 72"	BP6	<input type="checkbox"/> <input type="checkbox"/> <input type="checkbox"/>	<input type="checkbox"/> <input type="checkbox"/> <input type="checkbox"/>	<input type="checkbox"/> <input type="checkbox"/>	44#
		15 x 96"	BP8	<input type="checkbox"/> <input type="checkbox"/> <input type="checkbox"/>	<input type="checkbox"/> <input type="checkbox"/> <input type="checkbox"/>	<input type="checkbox"/> <input type="checkbox"/>	51#



HOW TO ORDER

Indicate the following information on order form:

1. Quantity of each item.
2. Model number, including options. See "How To Build a Model Number".
3. Any special service required.

Note: • The indicates that a choice is required.
 • The absence of the indicates that no choice is required.

HOW TO BUILD A MODEL NUMBER

- A** Select basic model.
- B** Select laminate color.
Refer to color addendum at ki.com or in KI Price List or KI Fabrics & Finishes binder.
- C** Select edge color.
Refer to color addendum at ki.com or in KI Price List or KI Fabrics & Finishes binder. Edge color offerings are based on edge style selections.
- D** Select enamel frame finish.
Refer to color addendum at ki.com or in KI Price List or KI Fabrics & Finishes binder.



Premier® Folding Tables

Delivered Pricing	Freight Excluded Pricing
\$ 300	\$ 219
310	239
290	212
310	239
325	248
340	258
360	278
400	329
420	349
\$ 350	\$ 268
370	288
410	339
430	359

\$ 503	\$ 394
750	599

\$ 280	\$ 201
310	236

SPECIAL SERVICES

Special Carton Marking

With specially marked information N/C

Shipping

Shipped **assembled f.o.b. (freight excluded) or freight prepaid f.o.b. (delivered) Tupelo, Mississippi 38804** factory. Freight class #85.

Specifications and prices are subject to change without prior notice.

Heritage™ Folding Tables

General Information




Heritage™ Fixed Leg



Heritage™ Adjustable Leg

Features

Solid core top	•	•
High-pressure laminate top	•	•
Bullnose edge	•	•
Round legs	•	•
General Dimensions		
Standard height	29"	
Width range	18 - 36"	30 - 36"
Length range	60 - 96"	72 - 96"
Adjustable height range		23-3/4 - 34-3/4"



Solid Core

- A. High-pressure laminate surface.
- B. 3/4" thick, high-density, high-strength Particleboard solid core top.
- C. Standard one-piece, roll-formed, 18-gauge steel apron.
- D. Extruded vinyl bullnose edge. Bradded at the joint.

SPECIFICATIONS

Table, Legs and Frames

Legs fold in pairs. Constructed of 18-gauge seam-welded tubular steel. Folding linkage, hinges, locks and fastening hardware of die-formed steel. Aprons are roll-formed for solid, one-piece construction, fastened to top with screws.

Rectangular Tables, Round Legs

1-1/8" o.d. steel tubing. Powder coat legs have polypropylene feet.

Adjustable Height Table Legs

1" o.d. tubing upper section; 7/8" o.d. telescoping section. Die-formed steel housing and lock mechanisms; spring-loaded safety lock. Height adjusts in 1" increments in a 23-3/4" to 34-3/4" height range. Non-marring polypropylene feet.

Wishbone Legs

18" wide tables have 1" o.d., steel tubing with knifelock hinge. 16-gauge, 2-1/4" die-formed

steel apron.



Table Tops

3/4" thick particleboard core with high-pressure laminate surface. Extruded bullnose edges are "T"-shaped with serrations mechanically locked into table with brads at the joint.

Enamel Finish

Powder coat finish on legs and frame.

Heritage™ Folding Tables

MODEL	SIZE	MODEL NUMBER				Approx. Packaged Weight
		Basic Model	Laminate Color	Edge Color	Frame Color	
 Fixed Height Folding Table - Solid Core Top <ul style="list-style-type: none"> • High-pressure textured plastic laminate surface with bullnose edge • Powder coat finish on legs, frame and apron • Legs equipped with safety lock • Legs fold flat within frame for storage • Polypropylene feet 	18 x 72"	SH6	<input type="checkbox"/> <input type="checkbox"/> <input type="checkbox"/>	<input type="checkbox"/> <input type="checkbox"/> <input type="checkbox"/>	<input type="checkbox"/> <input type="checkbox"/>	47#
	18 x 96"	SH8	<input type="checkbox"/> <input type="checkbox"/> <input type="checkbox"/>	<input type="checkbox"/> <input type="checkbox"/> <input type="checkbox"/>	<input type="checkbox"/> <input type="checkbox"/>	60#
	24 x 72"	TH6	<input type="checkbox"/> <input type="checkbox"/> <input type="checkbox"/>	<input type="checkbox"/> <input type="checkbox"/> <input type="checkbox"/>	<input type="checkbox"/> <input type="checkbox"/>	59#
	24 x 96"	TH8	<input type="checkbox"/> <input type="checkbox"/> <input type="checkbox"/>	<input type="checkbox"/> <input type="checkbox"/> <input type="checkbox"/>	<input type="checkbox"/> <input type="checkbox"/>	76#
	30 x 60"	NH5	<input type="checkbox"/> <input type="checkbox"/> <input type="checkbox"/>	<input type="checkbox"/> <input type="checkbox"/> <input type="checkbox"/>	<input type="checkbox"/> <input type="checkbox"/>	63#
	30 x 72"	NH6	<input type="checkbox"/> <input type="checkbox"/> <input type="checkbox"/>	<input type="checkbox"/> <input type="checkbox"/> <input type="checkbox"/>	<input type="checkbox"/> <input type="checkbox"/>	69#
	30 x 96"	NH8	<input type="checkbox"/> <input type="checkbox"/> <input type="checkbox"/>	<input type="checkbox"/> <input type="checkbox"/> <input type="checkbox"/>	<input type="checkbox"/> <input type="checkbox"/>	91#
	36 x 72"	WH6	<input type="checkbox"/> <input type="checkbox"/> <input type="checkbox"/>	<input type="checkbox"/> <input type="checkbox"/> <input type="checkbox"/>	<input type="checkbox"/> <input type="checkbox"/>	77#
	36 x 96"	WH8	<input type="checkbox"/> <input type="checkbox"/> <input type="checkbox"/>	<input type="checkbox"/> <input type="checkbox"/> <input type="checkbox"/>	<input type="checkbox"/> <input type="checkbox"/>	105#
	 Adjustable Height Folding Table - Solid Core Top <ul style="list-style-type: none"> • High-pressure textured plastic laminate surface with bullnose edge • Powder coat finish on legs, frame and apron • Legs equipped with safety lock • Legs fold flat within frame for storage • Safety lock; 1" increment height adjustment • Polypropylene feet 	30 x 72"	NH6A	<input type="checkbox"/> <input type="checkbox"/> <input type="checkbox"/>	<input type="checkbox"/> <input type="checkbox"/> <input type="checkbox"/>	<input type="checkbox"/> <input type="checkbox"/>
30 x 96"		NH8A	<input type="checkbox"/> <input type="checkbox"/> <input type="checkbox"/>	<input type="checkbox"/> <input type="checkbox"/> <input type="checkbox"/>	<input type="checkbox"/> <input type="checkbox"/>	92#
36 x 72"		WH6A	<input type="checkbox"/> <input type="checkbox"/> <input type="checkbox"/>	<input type="checkbox"/> <input type="checkbox"/> <input type="checkbox"/>	<input type="checkbox"/> <input type="checkbox"/>	79#
36 x 96"		WH8A	<input type="checkbox"/> <input type="checkbox"/> <input type="checkbox"/>	<input type="checkbox"/> <input type="checkbox"/> <input type="checkbox"/>	<input type="checkbox"/> <input type="checkbox"/>	107#



HOW TO ORDER

Indicate the following information on order form:

1. Quantity of each item.
2. Model number, including options. See "How To Build a Model Number".
3. Any special service required.

Note: • The indicates that a choice is required.
 • The absence of the indicates that no choice is required.

HOW TO BUILD A MODEL NUMBER

- Select basic model.
- Select laminate color.
Refer to color addendum at ki.com or in KI Price List or KI Fabrics & Finishes binder.
- Select edge color.
Refer to color addendum at ki.com or in KI Price List or KI Fabrics & Finishes binder. Edge color offerings are based on edge style selections.
- Select frame color.
Refer to color addendum at ki.com or in KI Price List or KI Fabrics & Finishes binder.



Heritage™ Folding Tables

Delivered Pricing	Freight Excluded Pricing
\$ 270	\$ 189
290	205
280	204
300	219
280	199
290	209
310	219
320	239
340	259
\$ 300	\$ 219
320	239
330	249
350	279

SPECIAL SERVICES

Special Carton Marking

With specially marked information N/C

Shipping

Shipped **assembled f.o.b. (freight excluded) or freight prepaid f.o.b. (delivered) Tupelo, Mississippi 38804** factory. Freight class #85.

Specifications and prices are subject to change without prior notice.

Value™™ Folding Tables

General Information




Value™™ Round Leg Table

Features

Solid core top	•
Low-pressure laminate top	•
Bullnose edge	•
Round legs	•

General Dimensions

Standard height	29"
Width range	24 - 36"
Length range	60 - 96"



Solid Core

- A. Mar-resistant melamine impregnated paper surface.
- B. Economical, strong 5/8" thick Particleboard solid core top.
- C. Standard one-piece, roll-formed, 18-gauge steel apron.
- D. Extruded vinyl bullnose edge.

SPECIFICATIONS

Table Legs and Frames

Legs fold in pairs. Constructed of 18-gauge seam-welded tubular steel. Folding linkage, hinges, locks and fastening hardware of die-formed steel. Aprons are roll-formed for solid, one-piece construction, fastened to top with screws spaced approximately 12" apart.

Rectangular Tables, Round Legs

1-1/8" o.d. steel tubing. Enameled legs have polypropylene feet.


Table Top

5/8" thick particleboard with melamine impregnated paper surface. Edges are vinyl bullnose shaped T-molding.

Enamel Finish

Nonchipping enamel is electrostatically applied, then baked; alkyd urea formula.

Value™™ Folding Tables

MODEL	SIZE	MODEL NUMBER				Approx. Packaged Weight
		Basic Model	Laminate Color	Edge Color	Frame Color	
 Rectangular Folding Table - Solid Core Top <ul style="list-style-type: none"> • Melamine impregnated paper surface with bullnose molding • Enamel finish on legs, frame and apron • Legs equipped with safety lock • Legs fold flat within frame for storage • Polypropylene feet 	24 x 72"	TV6	<input type="checkbox"/>	<input type="checkbox"/>	<input type="checkbox"/>	52#
	24 x 96"	TV8	<input type="checkbox"/>	<input type="checkbox"/>	<input type="checkbox"/>	68#
	30 x 60"	NV5	<input type="checkbox"/>	<input type="checkbox"/>	<input type="checkbox"/>	53#
	30 x 72"	NV6	<input type="checkbox"/>	<input type="checkbox"/>	<input type="checkbox"/>	62#
	30 x 96"	NV8	<input type="checkbox"/>	<input type="checkbox"/>	<input type="checkbox"/>	81#
	36 x 72"	WV6	<input type="checkbox"/>	<input type="checkbox"/>	<input type="checkbox"/>	68#
	36 x 96"	WV8	<input type="checkbox"/>	<input type="checkbox"/>	<input type="checkbox"/>	93#



HOW TO ORDER

Indicate the following information on order form:

1. Quantity of each item.
2. Model number, including options. See "How To Build a Model Number".
3. Any special service required.

Note: • The indicates that a choice is required.
 • The absence of the indicates that no choice is required.

HOW TO BUILD A MODEL NUMBER

1. Select basic model.
2. Select laminate color.
Refer to color addendum at ki.com or in KI Price List or KI Fabrics & Finishes binder.
3. Select edge color.
Refer to color addendum at ki.com or in KI Price List or KI Fabrics & Finishes binder. Edge color offerings are based on edge style selections.
4. Select frame color.
Refer to color addendum at ki.com or in KI Price List or KI Fabrics & Finishes binder.



Value™ Folding Tables

Delivered Pricing	Freight Excluded Pricing
\$ 285	\$ 175
300	195
275	165
290	175
305	190
335	225
350	235

SPECIAL SERVICES

Special Carton Marking

With specially marked information N/C

Shipping

Shipped **assembled f.o.b. (freight excluded) or freight prepaid f.o.b. (delivered) Tupelo, Mississippi 38804** factory. Freight class #85.

Specifications and prices are subject to change without prior notice.

DuraLite® Lightweight Folding Tables

General Information



Rectangular Top


Round Top

Features

Honeycomb cellular core	•	•
High-impact ABS surface	•	•
Corner protection covers	•	•
Aluminum framework	•	•
Adjustable legs	•	•

General Dimensions

Height range	29"	29"
Width range	30"	60 - 72"
Length range	60 - 96"	60 - 72"



Honeycomb Core

- A. Honeycomb core
- B. Sonically welded edges
- C. Molded corner covers
- D. Aluminum beam structure
- E. Aluminum leg plate attached to aluminum beam
- F. .080" thick co-extruded ABS top shell
- G. .095" thick co-extruded ABS bottom shell
- H. Edge extrusion

SPECIFICATIONS

Table Top

The top is composed of a .080" thick, high impact Lustran 752 ABS top shell, internal core, internal framework and .095" thick high impact Lustran 752 ABS bottom shell, chemically bonded together. Edges of top and bottom shell are ultrasonically welded together to form a fully enclosed unit that cannot separate and is impervious to moisture seepage. The 3/4" thick table edge accepts standard industry skirt clips and is protected by a PVC edge bumper which allows for rigorous use and ensures a smooth, snag-free edge.

ABS top and bottom shells are supplied in a "flatline haircell" texture which provides the optimal combination of concealment to scratches while providing a good writing surface.

The undersurface is clean and smooth for better appearance and discourages collection of gum or other undesirable materials.

Four black rubber stacking bumpers are attached to the underside of each table top to protect table surfaces when stacked, and to keep loads from shifting on table caddies.

Internal Framework

Extruded aluminum channels create a framework around the entire perimeter of the top and are joined at the corners with a molded, high-impact polycarbonate corner reinforcing bracket. Unique aluminum leg attachment brackets attach directly to the aluminum side channels, creating superior strength.

Internal Core

3/4" thick honeycomb cellular core is chemically bonded under pressure to the top and bottom shells creating excellent rigidity and strength with minimum added weight.

Corner Protection Covers



Rectangular and serpentine table corners are protected by an exclusive high-impact polycarbonate corner cover. These are field-

replaceable to allow table corners to be "freshened up" in case of damage from misuse or abuse.

Table Legs

Fixed height legs are constructed of 18-gauge, 1-1/8" o.d., seam-welded tubular steel with a non-marring polyethylene glide. Folding linkage, hinges, locks and fastening hardware are of heavy-duty die-formed steel. The leg lock is a gravity operated C-shape designed to prevent binding in the leg mechanism during the folding process. Leg uprights are attached to the inverse-U shaped lower section by "fish-mouthing" the uprights to match the curvature of the lower section tubing and are securely welded together. Metal-to-metal leg attachment to table top ensures durability and allows for sure and easy leg replacement, if necessary. Legs and mechanisms are furnished in a high quality black electrostatically applied and baked on enamel finish.

DuraLite® Lightweight Folding Tables

MODEL	SIZE	MODEL NUMBER			Approx. Packaged Weight	
		Basic Model	Top Color	Frame Color		
 DLT	Rectangular Tables, Fixed Height	30 x 60"	DL3060	<input type="checkbox"/> <input type="checkbox"/> <input type="checkbox"/>	BL	41#
		30 x 72"	DL3072	<input type="checkbox"/> <input type="checkbox"/> <input type="checkbox"/>	BL	43#
		30 x 96"	DL3096	<input type="checkbox"/> <input type="checkbox"/> <input type="checkbox"/>	BL	52#
 DLT	Round Tables, Fixed Height	60" Diameter	DLR60	<input type="checkbox"/> <input type="checkbox"/> <input type="checkbox"/>	BL	58#
		72" Diameter	DLR72	<input type="checkbox"/> <input type="checkbox"/> <input type="checkbox"/>	BL	71#



HOW TO ORDER

Indicate the following information on order form:

1. Quantity of each item.
2. Model number, including options. See "How To Build a Model Number".
3. Any special service required.

Note: • The indicates that a choice is required.
 • The absence of the indicates that no choice is required.

Some models available with Quick Ship leadtimes. See Quick Ship Price List for details.

HOW TO BUILD A MODEL NUMBER

- A** Select basic model.
- B** Select top color.
Includes top and bottom shell and edge band.
Refer to color addendum at ki.com or in KI Price List or KI Fabrics & Finishes binder.
- C** Select frame color.
Refer to color addendum at ki.com or in KI Price List or KI Fabrics & Finishes binder.



DuraLite® Lightweight Folding Tables

Delivered Pricing	Freight Excluded Pricing
\$ 390	\$ 289
460	329
490	399

\$ 580	\$ 499
750	649

SPECIAL SERVICES

Special Carton Marking

With specially marked information N/C


Shipping

Shipped **assembled f.o.b. (freight excluded) or freight prepaid f.o.b. (delivered) Tupelo, Mississippi 38804** factory. Freight class #85.


Specifications and prices are subject to change without prior notice.

Folding Table Storage/Acc

General Information



Vertical Storage Caddy (KTV68)



Horizontal Storage Caddy (KTH6)

Features

Rectangular or square table storage	•	•
Standard beige enamel finish	•	•
Stackable for storage	•	•
Capacity	9 (8 for Premier®)	12
General Dimensions		
Length	78"	78"
Width	26-5/8"	26-5/8"
Height from floor	28-1/8"	32"
Casters	4"	4"

SPECIFICATIONS

KTV and KTH Table Caddy Frames

Uni-welded construction with all components welded into an integral unit. 16-gauge, 1-1/2" x 4-1/2" angle steel side members with 2-1/4" x 7" channel steel cross members. 18-gauge, 1-1/8" o.d. tubular removable endposts and sideposts.

KTR9 Table Caddy Frame

14-gauge, 1" x 2" seam-welded tubular steel frame welded into an integral unit. Tubular steel table supports of 1-1/8" o.d., 18-gauge seam-welded tubular steel; removable.

Table Caddy Wheels

Black phenolic wheels with roller bearings; 2 fixed and 2 swivel. KTV and KTH have 4" wheels; KTR9 has 5" wheels. (Not recommended for wood floors.)


Enamel

Nonchipping enamel is electrostatically applied, then baked; alkyd urea formula.



Folding Table Storage/Acc

General Information



Horizontal Storage Caddy (KTH8)



Vertical Storage Caddy (KTR9)

Features

Rectangular or square table storage	•	•
Standard beige enamel finish	•	•
Stackable for storage	•	•
Capacity	10	8 (Max. wt. 880 lbs)
General Dimensions		
Length	99-3/8"	55-1/4"
Width	26-5/8"	32-5/8"
Height from floor	32"	44-3/4"
Casters	4"	5"




INFORMATION

Warranty

Refer to KI Terms & Conditions document or visit ki.com

Folding Table Storage/Acc

Storage and Accessories

MODEL	Features	W x L	MODEL NUMBER			Approx. Packaged Weight
			Basic Model	Enamel Color	Base	
 TCAD	Folding Table Vertical Storage Caddy <ul style="list-style-type: none"> Capacity: 9 tables (8 for Premier® Tables) 26$\frac{1}{2}$ x 78" For 6' or 8' rectangular or square table storage Four 4" wheels: 2 fixed, 2 swivel for maneuverability 28-1/8" high from floor empty Sideposts are removable for stacking empty caddies Beige enamel finish standard (additional colors available at an upcharge) 	26 $\frac{1}{2}$ x 78"	KTV68	BE	<input type="checkbox"/> <input type="checkbox"/>	70#
 TCAD	Folding Table Horizontal Storage <ul style="list-style-type: none"> Capacity: 10 tables For 6' or 8' rectangular or square table storage Four 4" wheels: 2 fixed, 2 swivel for maneuverability 32" high from floor empty Endposts are removable for stacking empty caddies Beige enamel finish standard (additional colors available at an upcharge) 	26 $\frac{1}{2}$ x 78" 26 $\frac{1}{2}$ x 99 $\frac{1}{2}$ "	KTH6 KTH8	BE	<input type="checkbox"/> <input type="checkbox"/>	53# 68#
 TCAD	Folding Table Vertical Storage Caddy <ul style="list-style-type: none"> Capacity: 8 Tables For 4', 5' or 6' diameter round table storage Four 5" wheels: 2 fixed, 2 swivel for maneuverability 44-3/4" high from floor empty Endposts are removable for stacking empty caddies Beige enamel finish standard (additional colors available at an upcharge) Maximum weight 880 lbs. 	32 $\frac{1}{2}$ x 55 $\frac{1}{2}$ "	KTR9	BE	<input type="checkbox"/> <input type="checkbox"/>	63#



HOW TO ORDER

Indicate the following information on order form:

- Quantity of each item.
- Model number, including options. See "How To Build a Model Number".
- Any special service required.

Note: • The indicates that a choice is required.
 • The absence of the indicates that no choice is required.

HOW TO BUILD A MODEL NUMBER

- A** Select basic model.
- B** Select enamel finish.
 Refer to color addendum at ki.com or in KI Price List or KI Fabrics & Finishes binder.
- C** Select base option.
- | | |
|-----------|-------------------------------------|
| C | = Standard swivel/fixed wheels |
| SC | = All swivel wheels; add \$18 |
| SW | = Wood floor-all swivel; add \$49 |
| WF | = Wood floor-swivel/fixed; add \$31 |



Folding Table Storage/Acc

Storage and Accessories

Delivered Pricing	Freight Excluded Pricing
\$ 510	\$ 415
\$ 420	\$ 330
460	360
\$ 720	\$ 575

SPECIAL SERVICES

Special Carton Marking

With specially marked information N/C

Shipping

Shipped **knockdown f.o.b. (freight excluded) or freight prepaid f.o.b. (delivered) Tupelo, Mississippi 38804** factory. Freight class #85.

Specifications and prices are subject to change without prior notice.

Folding Table Storage/Acc

Storage and Accessories

MODEL	Features	MODEL NUMBER		Approx. Packaged Weight
		Basic Model	Frame Color	
Round Folding Legs <ul style="list-style-type: none"> • 1-1/8" round tubular steel • Enamel finish • Polypropylene feet • Hardware included 	30"W and 36"W Solid and Honeycomb	87.0111.A	<input type="checkbox"/>	15#
	24" W	87.0126.A	<input type="checkbox"/>	15#
Wishbone Folding Legs <ul style="list-style-type: none"> • 1" round tubular steel • Enamel finish • Polypropylene feet • Hardware included 	48", 60" Round	87.0010.P	<input type="checkbox"/>	18#
	72" Round	87.0012.P	<input type="checkbox"/>	18#
	18"W	87.0221.A	<input type="checkbox"/>	18#
Adjustable Height Folding Legs <ul style="list-style-type: none"> • 1" round tubular steel • Height adjustment 23-3/4" to 34-3/4" in 1" increments (includes allowance for 3/4" top) • Enamel finish • Polypropylene feet 	30"W and 36"W	87.0147.A	<input type="checkbox"/>	18#
Replacement Feet for Tables <ul style="list-style-type: none"> • 1-1/8" diameter • Black only 	Cap Style Foot	NN.06.0001	BL	.01#
Replacement Feet for Benches & Tables <ul style="list-style-type: none"> • 1" diameter polypropylene feet • Beige only 		06.0019		.02#



HOW TO ORDER

Indicate the following information on order form:

1. Quantity of each item.
2. Model number, including options. See "How To Build a Model Number".
3. Any special service required.

Note: •The indicates that a choice is required.
•The absence of the indicates that no choice is required.

HOW TO BUILD A MODEL NUMBER

- A** Select basic model.
- B** Select frame color. Refer to color addendum at ki.com or in KI Price List or KI Fabrics & Finishes binder.



Folding Table Storage/Acc

Storage and Accessories

Delivered Pricing	Freight Excluded Pricing
\$ 89	\$ 59
99	69

\$ 176	\$ 103
151	110
81	61

\$ 114	\$ 85
--------	-------

\$ 1	\$ 1
------	------

\$ 1	\$ 1
------	------

SPECIAL SERVICES

Special Carton Marking

With specially marked information N/C

Shipping

Shipped **assembled f.o.b. (freight excluded) or freight prepaid f.o.b. (delivered) Tupelo, Mississippi 38804** factory. Freight class #70.

Specifications and prices are subject to change without prior notice.