

ABSTRACT OF RATABLES for ATLANTIC COUNTY 2017



Atlantic County Board of Taxation

5909 Main Street

Mays Landing, New Jersey 08330

(609) 645-5820

www.aclink.org/taxation

Dennis Levinson, County Executive
Gerald DelRosso, County Administrator



Theresa Prendergast, President
William J. Polistina, Commissioner
John Collette Jr., Commissioner
Greg Sykora, Commissioner
Charles E. Woolson Jr., Commissioner

**Atlantic County Board of Taxation
2017 Abstract of Ratables**

Taxing District	Column 1		Column 2	Column 3	Column 4	Column 5	Column 6
	Taxable Value		Taxable Value of Land and Improvements (Col. 1A+1B)	Total Taxable Value of Partial Exemptions & Abatements (Assessed Val.)	Net Taxable Value of Land & Improvements (Col. 2-3)	Taxable Value of Communication Equipment	Net Taxable Value (Col. 4+5)
	(A) Land	(B) Improvements (Includes Partial Exemptions & Abatements)					
01: Absecon City	317,217,500	389,054,400	706,271,900	339,000	705,932,900	-	705,932,900
02: Atlantic City	1,718,010,790	1,389,485,510	3,107,496,300	865,600	3,106,630,700	100	3,106,630,800
03: Brigantine City	2,049,637,300	1,198,090,800	3,247,728,100	-	3,247,728,100	-	3,247,728,100
04: Buena Boro	97,615,500	195,246,300	292,861,800	-	292,861,800	-	292,861,800
05: Buena Vista Twp	217,387,850	422,383,000	639,770,850	173,300	639,597,550	831,762	640,429,312
06: Corbin City	19,505,600	31,352,700	50,858,300	-	50,858,300	-	50,858,300
07: Egg Harbor City	76,295,300	146,092,500	222,387,800	189,600	222,198,200	-	222,198,200
08: Egg Harbor Twp	1,248,722,400	2,814,726,215	4,063,448,615	-	4,063,448,615	8,514,802	4,071,963,417
09: Estell Manor	49,873,300	104,047,800	153,921,100	-	153,921,100	397,505	154,318,605
10: Folsom Boro	25,006,990	82,929,909	107,936,899	-	107,936,899	-	107,936,899
11: Galloway Twp	809,527,700	1,884,100,100	2,693,627,800	-	2,693,627,800	-	2,693,627,800
12: Hamilton Twp	556,002,158	1,529,048,900	2,085,051,058	2,023,400	2,083,027,658	7,715,481	2,090,743,139
13: Hammonton Town	375,209,200	988,373,900	1,363,583,100	15,000	1,363,568,100	-	1,363,568,100
14: Linwood City	396,229,100	565,321,900	961,551,000	-	961,551,000	-	961,551,000
15: Longport Boro	1,334,061,300	486,214,300	1,820,275,600	-	1,820,275,600	-	1,820,275,600
16: Margate City	2,232,937,200	1,400,986,800	3,633,924,000	-	3,633,924,000	-	3,633,924,000
17: Mullica Twp	85,010,000	206,868,400	291,878,400	-	291,878,400	-	291,878,400
18: Northfield City	318,289,210	590,286,450	908,575,660	-	908,575,660	-	908,575,660
19: Pleasantville City	219,793,900	573,483,400	793,277,300	407,700	792,869,600	-	792,869,600
20: Port Republic City **	35,261,900	78,604,100	113,866,000	-	113,866,000	-	113,866,000
21: Somers Point	488,648,800	677,372,700	1,166,021,500	-	1,166,021,500	-	1,166,021,500
22: Ventnor City **	1,159,716,800	862,838,500	2,022,555,300	5,212,500	2,017,342,800	-	2,017,342,800
23: Weymouth Twp	59,317,800	101,814,300	161,132,100	-	161,132,100	417,229	161,549,329
** Revalued	13,889,277,598	16,718,722,884	30,608,000,482	9,226,100	30,598,774,382	17,876,879	30,616,651,261

**Atlantic County Board of Taxation
2017 Abstract of Ratables**

Taxing District	Column 7	Column 8	Column 9		Column 10		Column 11
	General Tax Rate Per \$100	County Equalization Ratio	True Value		Equalization		Net Valuation for County Tax Apportionment (Col. 6-9A+9B -10A+10B)
			(A)	(B)	(A)	(B)	
			UEZ Abatement Expired	Class II Railroads	Amounts Deducted	Amounts Added	
01: Absecon City	3.268	94.89%	0	0		39,078,964	745,011,864
02: Atlantic City	3.421	101.24%	0	0		12,271,376	3,118,902,176
03: Brigantine City	1.765	97.88%	0	0		72,046,653	3,319,774,753
04: Buena Boro	3.031	108.29%	0	0	-21,011,204		271,850,596
05: Buena Vista Twp	2.456	109.65%	0	0	-54,480,370		585,948,942
06: Corbin City	1.895	95.35%	0	0		2,590,088	53,448,388
07: Egg Harbor City	4.666	95.76%	0	0		13,650,058	235,848,258
08: Egg Harbor Twp	3.131	99.62%	0	0		32,061,048	4,104,024,465
09: Estell Manor	2.416	96.61%	0	0		5,747,664	160,066,269
10: Folsom Boro	3.240	62.24%	0	0		66,587,379	174,524,278
11: Galloway Twp	3.083	97.39%	0	0		76,234,228	2,769,862,028
12: Hamilton Twp	3.065	97.74%	0	0		53,566,242	2,144,309,381
13: Hammonton Town	2.658	100.40%	0	0		2,493,606	1,366,061,706
14: Linwood City	3.334	104.88%	0	0	-43,495,723		918,055,277
15: Longport Boro	0.964	96.81%	0	0		60,695,398	1,880,970,998
16: Margate City	1.565	90.82%	0	0		371,328,343	4,005,252,343
17: Mullica Twp	4.694	60.67%	0	0		190,528,063	482,406,463
18: Northfield City	3.237	99.91%	0	0		3,770,430	912,346,090
19: Pleasantville City	4.409	112.30%	0	0	-82,783,450		710,086,150
20: Port Republic City **	2.636	95.88%	0	0		5,161,605	119,027,605
21: Somers Point	2.957	104.26%	0	0	-44,823,376		1,121,198,124
22: Ventnor City **	2.648	96.07%	0	0		85,387,757	2,102,730,557
23: Weymouth Twp	2.475	88.04%	0	0		22,285,656	183,834,985
** Revalued			0	0	-246,594,123	1,115,484,558	31,485,541,696

**Atlantic County Board of Taxation
2017 Abstract of Ratables**

Taxing District	Column 12A							
	I	II				III	IV	V
	Total County Taxes Apportioned	Adjustments Resulting from:				Net County Taxes Apportioned	Municipal Budget State Aid	Net County Taxes Apportioned Less State Aid Col. 12 A(III)-12A(IV)- BPP Adj
		(A)		(B)				
Equalization Table Appeals		Appeals & Corrections	Deduct Overpay	Add Underpay				
	Deduct Overpay	Add Underpay	Deduct Overpay	Add Underpay				
01: Absecon City	3,728,547.89	0	0	13,935.76	0	3,714,612.13	-	3,714,612.13
02: Atlantic City	15,609,115.37	0	0	8,141,628.95	0	7,467,486.42	-	7,467,486.42
03: Brigantine City	16,614,418.86	0	0	52,372.00	0	16,562,046.86	-	16,562,046.86
04: Buena Boro	1,360,525.94	0	0	8,819.28	0	1,351,706.66	-	1,351,706.66
05: Buena Vista Twp	2,932,488.46	0	0	67,274.04	0	2,865,214.42	-	2,865,214.42
06: Corbin City	267,492.22	0	0	1,102.06	0	266,390.16	-	266,390.16
07: Egg Harbor City	1,180,345.67	0	0	5,915.65	0	1,174,430.02	-	1,174,430.02
08: Egg Harbor Twp	20,539,339.72	0	0	162,003.83	0	20,377,335.89	-	20,377,335.89
09: Estell Manor	801,080.87	0	0	693.71	0	800,387.16	-	800,387.16
10: Folsom Boro	873,438.61	0	0	10,324.96	0	863,113.65	-	863,113.65
11: Galloway Twp	13,862,280.22	0	0	55,772.63	0	13,806,507.59	-	13,806,507.59
12: Hamilton Twp	10,731,587.79	0	0	53,435.71	0	10,678,152.08	-	10,678,152.08
13: Hammonton Town	6,836,705.22	0	0	34,528.08	0	6,802,177.14	-	6,802,177.14
14: Linwood City	4,594,575.25	0	0	96,019.48	0	4,498,555.77	-	4,498,555.77
15: Longport Boro	9,413,662.78	0	0	27,468.14	0	9,386,194.64	-	9,386,194.64
16: Margate City	20,045,016.61	0	0	32,946.75	0	20,012,069.86	-	20,012,069.86
17: Mullica Twp	2,414,291.22	0	0	5,420.81	0	2,408,870.41	-	2,408,870.41
18: Northfield City	4,566,002.58	0	0	54,991.88	0	4,511,010.70	-	4,511,010.70
19: Pleasantville City	3,553,755.78	0	0	116,771.70	0	3,436,984.08	-	3,436,984.08
20: Port Republic City **	595,695.38	0	0	2,099.43	0	593,595.95	-	593,595.95
21: Somers Point	5,611,240.71	0	0	52,839.63	0	5,558,401.08	-	5,558,401.08
22: Ventnor City **	10,523,498.98	0	0	242,797.46	0	10,280,701.52	-	10,280,701.52
23: Weymouth Twp	920,035.75	0	0	4,338.18	0	915,697.57	-	915,697.57
** Revalued	157,575,141.86	0	0	9,243,500.12	0	148,331,641.74	-	148,331,641.74

**Atlantic County Board of Taxation
2017 Abstract of Ratables**

Taxing District	Column 12B			Column 12C		
	(A)	(B)	(C)	Local Taxes to be Raised for		
	County Library Taxes Apportioned	County Health Servicey Taxes Apportioned	County Open Space Taxes Apportioned	(I) District School Purposes		
				(A)	(B)	(C)
			District School (Adjusted for BPP)	Regional, Consolidated & Joint School (Adjusted for BPP)	Local School (Adjusted for BPP)	
01: Absecon City	0.00	162,190.01	10,432.91	11,920,491.00	0.00	0.00
02: Atlantic City	0.00	0.00	1,655.18	41,888,968.00	0.00	0.00
03: Brigantine City	1,146,213.24	723,116.35	46,521.02	15,888,114.00	0.00	928,678.00
04: Buena Boro	93,531.68	59,034.06	3,802.17	0.00	4,415,779.00	0.00
05: Buena Vista Twp	197,175.45	124,294.46	7,492.72	0.00	9,915,440.00	0.00
06: Corbin City	18,435.71	11,629.23	747.70	510,842.00	0.00	0.00
07: Egg Harbor City	81,267.43	51,264.57	3,308.15	3,205,381.00	1,497,003.00	0.00
08: Egg Harbor Twp	1,408,868.55	888,949.03	56,520.24	81,516,410.00	0.00	0.00
09: Estell Manor	55,398.06	34,953.14	2,250.78	2,374,305.00	0.00	0.00
10: Folsom Boro	59,632.19	37,630.73	2,369.04	1,868,128.00	0.00	0.00
11: Galloway Twp	955,170.67	602,679.18	38,582.53	31,798,057.00	18,538,761.00	0.00
12: Hamilton Twp	737,931.32	465,388.69	29,458.34	21,516,713.00	12,598,584.00	0.00
13: Hammonton Town	470,371.34	296,826.34	18,906.42	19,400,738.00	0.00	0.00
14: Linwood City	0.00	195,962.89	12,377.24	11,286,131.00	6,575,874.00	553,945.00
15: Longport Boro	649,619.22	409,972.66	26,367.18	1,055,765.00	0.00	0.00
16: Margate City	0.00	873,826.71	56,230.96	10,511,408.00	0.00	1,587,000.00
17: Mullica Twp	166,715.37	105,186.73	6,778.19	4,260,244.00	3,105,736.00	0.00
18: Northfield City	0.00	196,813.52	12,597.73	9,798,131.00	6,183,531.00	0.00
19: Pleasantville City	237,272.39	149,630.58	9,311.66	9,342,353.00	0.00	0.00
20: Port Republic City **	41,079.60	25,917.46	1,670.33	1,736,210.00	0.00	0.00
21: Somers Point	383,875.87	242,218.31	15,145.71	10,298,799.00	7,218,294.00	0.00
22: Ventnor City **	710,873.85	448,339.59	28,472.37	17,677,514.00	0.00	1,407,370.00
23: Weymouth Twp	63,393.05	40,053.77	2,570.70	2,273,226.00	0.00	0.00
** Revalued	7,476,825.00	6,145,878.00	393,569.27	310,127,928.00	70,049,002.00	4,476,993.00

**Atlantic County Board of Taxation
2017 Abstract of Ratables**

Taxing District	Column 12C (continued)			Column 12D
	Local Taxes to be Raised for			Total Levy On Which Tax Rate Is Computed
	(II) Local Municipal Purposes			
	(A)	(B)	(C)	
Municipal Budget (adjusted for BPP)	Municipal Open Space Budget Open Space	Municipal Library Budget		
01: Absecon City	7,009,586.16	0.00	249,268.27	23,066,580.48
02: Atlantic City	55,853,861.00	0.00	1,052,509.00	106,264,479.60
03: Brigantine City	22,019,165.55	0.00	0.00	57,313,855.02
04: Buena Boro	2,951,103.25	0.00	0.00	8,874,956.82
05: Buena Vista Twp	2,617,578.36	0.00	0.00	15,727,195.41
06: Corbin City	155,428.00	0.00	0.00	963,472.79
07: Egg Harbor City	4,354,519.00	0.00	0.00	10,367,173.16
08: Egg Harbor Twp	22,412,526.00	814,373.00	0.00	127,474,982.72
09: Estell Manor	459,847.85	0.00	0.00	3,727,141.98
10: Folsom Boro	665,800.40	0.00	0.00	3,496,674.01
11: Galloway Twp	17,304,438.87	0.00	0.00	83,044,196.84
12: Hamilton Twp	18,052,416.31	0.00	0.00	64,078,643.73
13: Hammonton Town	9,243,061.96	0.00	0.00	36,232,081.20
14: Linwood City	8,615,521.00	0.00	311,070.00	32,049,436.90
15: Longport Boro	6,017,352.63	0.00	0.00	17,545,271.32
16: Margate City	22,491,933.16	0.00	1,321,047.46	56,853,516.14
17: Mullica Twp	3,646,008.29	0.00	0.00	13,699,538.99
18: Northfield City	8,394,788.19	0.00	307,581.00	29,404,453.14
19: Pleasantville City	21,780,636.00	0.00	0.00	34,956,187.72
20: Port Republic City **	580,081.00	22,773.20	0.00	3,001,327.55
21: Somers Point	10,752,426.87	0.00	0.00	34,469,160.85
22: Ventnor City **	22,864,458.79	0.00	0.00	53,417,730.12
23: Weymouth Twp	686,209.58	16,154.93	0.00	3,997,305.59
** Revalued	268,928,748.22	853,301.13	3,241,475.73	820,025,362.09

**Atlantic County Board of Taxation
2017 Abstract of Ratables**

Taxing District	Column 13						
	Real Property Exempt From Taxation						
	(A)	(B)	(C)	(D)	(E)	(F)	(G)
	Public School	Other School	Public Property	Church and Charitable	Cemeteries and Graveyards	Other Exempts	Total Amount of Exempts (Col 13A+B+C+D+E+F)
01: Absecon City	16,660,100	13,283,700	32,141,900	10,632,200	0	6,748,700	79,466,600
02: Atlantic City	155,183,800	3,472,700	2,575,660,700	253,489,900	0	4,919,762,100	7,907,569,200
03: Brigantine City	32,868,700	0	160,304,500	5,848,500	0	14,242,200	213,263,900
04: Buena Boro	6,559,700	2,214,800	5,673,900	5,369,800	274,800	28,111,900	48,204,900
05: Buena Vista Twp	20,771,100	18,395,700	14,904,100	3,819,000	355,700	15,662,800	73,908,400
06: Corbin City	0	1,500	1,717,900	281,000	62,900	6,059,475	8,122,775
07: Egg Harbor City	36,818,500	2,102,400	23,876,400	8,195,000	157,000	18,027,300	89,176,600
08: Egg Harbor Twp	173,125,000	0	340,807,800	63,670,400	12,012,200	56,948,500	646,563,900
09: Estell Manor	4,721,400	0	22,154,400	1,378,900	49,200	2,181,100	30,485,000
10: Folsom Boro	1,738,100	0	3,187,900	1,099,900	0	796,500	6,822,400
11: Galloway Twp	415,183,197	15,530,600	85,216,300	73,567,900	505,200	235,419,900	825,423,097
12: Hamilton Twp	151,727,600	1,790,300	256,368,001	13,320,405	4,721,300	17,412,500	445,340,106
13: Hammonton Town	63,290,900	8,693,200	41,515,100	21,633,900	674,200	18,595,600	154,402,900
14: Linwood City	43,754,200	426,200	12,408,700	23,053,700	244,700	3,716,100	83,603,600
15: Longport Boro	0	0	48,088,300	8,792,800	0	556,700	57,437,800
16: Margate City	17,235,400	780,000	118,179,100	28,104,800	0	6,328,500	170,627,800
17: Mullica Twp	3,958,300	0	14,689,300	2,650,400	169,100	4,140,600	25,607,700
18: Northfield City	6,142,170	798,000	82,968,400	22,121,400	5,000	3,614,300	115,649,270
19: Pleasantville City	54,968,200	0	19,055,200	35,360,800	10,347,200	86,496,400	206,227,800
20: Port Republic City **	2,911,600	0	5,958,700	1,492,700	228,400	996,100	11,587,500
21: Somers Point	26,560,600	17,292,200	38,770,200	15,958,800	79,400	257,618,900	356,280,100
22: Ventnor City **	30,277,900	0	36,058,600	25,793,900	0	16,301,600	108,432,000
23: Weymouth Twp	3,931,200	0	3,009,500	947,800	0	1,737,400	9,625,900
** Revalued	1,268,387,667	84,781,300	3,942,714,901	626,583,905	29,886,300	5,721,475,175	11,673,829,248

**Atlantic County Board of Taxation
2017 Abstract of Ratables**

Taxing District	Column 14				Column 15	
	Amount of Miscellaneous Revenues to Support Local Budget				Deductions Allowed	
	(A)	(B)	(C)	(D)	(A)	(B)
	Surplus Revenue	Miscellaneous Revenues Anticipated	Receipts from Delinquent Tax	Total of Miscellaneous Revenues (Col. 14A+B+C)	Senior Citizen, Disabled and Surviving Spouse	Veterans and Widows
01: Absecon City	1,194,000.00	1,601,806.08	280,000.00	3,075,806.08	12,250.00	81,750.00
02: Atlantic City	0.00	164,236,340.63	1,000,000.00	165,236,340.63	47,000.00	80,000.00
03: Brigantine City	2,550,000.00	5,193,862.78	450,000.00	8,193,862.78	16,250.00	96,250.00
04: Buena Boro	121,909.00	1,109,277.41	145,000.00	1,376,186.41	15,750.00	28,500.00
05: Buena Vista Twp	405,000.00	1,361,276.55	254,918.63	2,021,195.18	29,000.00	49,500.00
06: Corbin City	164,400.00	179,127.00	67,200.00	410,727.00	750.00	4,750.00
07: Egg Harbor City	208,500.00	1,419,654.00	4,500.00	1,632,654.00	10,750.00	26,250.00
08: Egg Harbor Twp	725,000.00	16,650,609.00	179,617.00	17,555,226.00	70,750.00	250,750.00
09: Estell Manor	152,000.00	415,811.76	110,000.00	677,811.76	4,750.00	15,750.00
10: Folsom Boro	375,000.00	283,634.22	100,000.00	758,634.22	5,250.00	13,250.00
11: Galloway Twp	4,710,000.00	5,077,848.07	25,000.00	9,812,848.07	55,250.00	256,000.00
12: Hamilton Twp	2,830,760.00	5,032,220.94	500,000.00	8,362,980.94	40,750.00	135,500.00
13: Hammonton Town	1,304,700.00	2,537,815.04	10,000.00	3,852,515.04	46,500.00	92,750.00
14: Linwood City	105,000.00	2,500,984.37	400,000.00	3,005,984.37	8,250.00	59,500.00
15: Longport Boro	775,000.00	1,090,510.45	90,000.00	1,955,510.45	1,000.00	12,500.00
16: Margate City	3,200,000.00	6,546,712.18	570,000.00	10,316,712.18	8,125.00	71,000.00
17: Mullica Twp	500,000.00	1,009,513.93	383,000.00	1,892,513.93	18,750.00	48,500.00
18: Northfield City	1,335,000.00	3,104,853.55	450,000.00	4,889,853.55	16,000.00	81,750.00
19: Pleasantville City	1,174,085.00	6,404,727.00	120,000.00	7,698,812.00	50,750.00	50,001.00
20: Port Republic City **	190,000.00	385,662.00	65,000.00	640,662.00	1,750.00	12,500.00
21: Somers Point	1,496,000.00	2,909,406.11	630,000.00	5,035,406.11	21,250.00	73,500.00
22: Ventnor City **	2,030,000.00	2,862,511.34	1,131,603.00	6,024,114.34	17,500.00	61,250.00
23: Weymouth Twp	160,000.00	486,442.80	0.00	646,442.80	2,500.00	12,500.00
** Revalued	25,706,354.00	232,400,607.21	6,965,838.63	265,072,799.84	500,875.00	1,614,001.00

**Atlantic County Board of Taxation
2017 Abstract of Ratables**

Taxing District	Addendum 'A' to the Abstract of Ratables: Assessed Value of Partial Exemptions & Abatements (Column 3)								
	-1-	-2-	-3-	-4-	-5-	-6-	-7-	-8-	-9-
	Pollution Control	Fire Suppression	Fallout Shelter	Water/Sewer Facility	Renewable Energy	UEZ Abatement	Home Improvement	MultiFamily Dwelling	Class 4 Abatement
01: Absecon City		339,000							
02: Atlantic City									
03: Brigantine City									
04: Buena Boro									
05: Buena Vista Twp									
06: Corbin City									
07: Egg Harbor City									
08: Egg Harbor Twp									
09: Estell Manor									
10: Folsom Boro									
11: Galloway Twp									
12: Hamilton Twp		1,910,800			15,300				
13: Hammonton Town									
14: Linwood City									
15: Longport Boro									
16: Margate City									
17: Mullica Twp									
18: Northfield City									
19: Pleasantville City							104,900		
20: Port Republic City **									
21: Somers Point									
22: Ventnor City **									
23: Weymouth Twp									
** Revalued	0	2,249,800	0	0	15,300	0	104,900	0	0

**Atlantic County Board of Taxation
2017 Abstract of Ratables**

Taxing District	Addendum 'A' (continued): Assessed Value of Partial Exemptions & Abatements (Column 3)							
	-10-	-11-	-12-	-13-	-14-	-15-	-16-	-17-
	Dwelling Abatement	Dwelling Exemption	New Dwelling Conversion Abatement	New Dwelling Conversion Exemption	Multi-Dwelling Exemption	Multi-Dwelling Abatement	Commercial / Industrial Exemption	Total Value
01: Absecon City								339,000
02: Atlantic City		114,200		29,300			722,100	865,600
03: Brigantine City								-
04: Buena Boro								-
05: Buena Vista Twp							173,300	173,300
06: Corbin City								-
07: Egg Harbor City		189,600						189,600
08: Egg Harbor Twp								-
09: Estell Manor								-
10: Folsom Boro								-
11: Galloway Twp								-
12: Hamilton Twp			35,000	45,300			17,000	2,023,400
13: Hammonton Town		15,000						15,000
14: Linwood City								-
15: Longport Boro								-
16: Margate City								-
17: Mullica Twp								-
18: Northfield City								-
19: Pleasantville City							302,800	407,700
20: Port Republic City **								-
21: Somers Point								-
22: Ventnor City **				5,212,500				5,212,500
23: Weymouth Twp								-
** Revalued	0	318,800	35,000	5,287,100	0	0	1,215,200	9,226,100

**Atlantic County Board of Taxation
2017 Abstract of Ratables**

Taxing District	Addendum 'B' State Aid Adjustment for BPP			Addendum 'C' REAP Distribution Summary		
	-1-	-2-	-3-	-1-	-2-	-3-
	County Budget BPP Aid	School Budget BPP Aid	Municipal Budget BPP Aid	Property Assessments	Amount of REAP Aid	Tax Rate Credit
01: Absecon City						
02: Atlantic City						
03: Brigantine City						
04: Buena Boro		12,044.00				
05: Buena Vista Twp						
06: Corbin City						
07: Egg Harbor City		19,371.00				
08: Egg Harbor Twp						
09: Estell Manor						
10: Folsom Boro						
11: Galloway Twp						
12: Hamilton Twp						
13: Hammonton Town						
14: Linwood City						
15: Longport Boro						
16: Margate City						
17: Mullica Twp						
18: Northfield City						
19: Pleasantville City		74,085.00				
20: Port Republic City **						
21: Somers Point						
22: Ventnor City **						
23: Weymouth Twp						
** Revalued	0.00	105,500.00	0.00	0.00	0.00	0.00

**Atlantic County Board of Taxation
2017 Abstract of Ratables**

Taxing District	Addendum - Equalized Value Based on In Lieu of Taxes (Col 10B)				
	-1-	-2-	-3-	-4-	-5-
	C. 12 PL 1977 In Lieu of Tax	NJ Housing Finance Agency	Urban Renewal	Other	Total
01: Absecon City	0	0	0	0	0
02: Atlantic City	0	0	0	0	0
03: Brigantine City	0	0	0	0	0
04: Buena Boro	0	0	0	0	0
05: Buena Vista Twp	0	0	0	0	0
06: Corbin City	0	0	0	0	0
07: Egg Harbor City	0	0	0	0	0
08: Egg Harbor Twp	0	0	0	0	0
09: Estell Manor	0	0	0	0	0
10: Folsom Boro	0	0	0	0	0
11: Galloway Twp	0	0	0	0	0
12: Hamilton Twp	0	0	0	0	0
13: Hammonton Town	0	0	0	0	0
14: Linwood City	0	0	0	0	0
15: Longport Boro	0	0	0	0	0
16: Margate City	0	0	0	0	0
17: Mullica Twp	0	0	0	0	0
18: Northfield City	0	0	0	0	0
19: Pleasantville City	0	0	0	0	0
20: Port Republic City **	0	0	0	0	0
21: Somers Point	0	0	0	0	0
22: Ventnor City **	0	0	0	0	0
23: Weymouth Twp	0	0	0	0	0
** Revalued	0	0	0	0	0

**Atlantic County Board of Taxation
2017 Abstract of Ratables**

Taxing District	BREAKDOWN of GENERAL TAX RATE											Effective Tax Rate
	County Tax	Library Tax	Health Service Tax	County Open Space Tax	District School Tax	Regional School Tax	Local School Tax	Municipal Purpose Tax	Municipal Open Space Tax	Municipal Library Tax	General Tax Rate	
01: Absecon City	0.527	-	0.023	0.002	1.689	-	-	0.992	-	0.035	3.268	3.101
02: Atlantic City	0.241	-	-	-	1.349	-	-	1.798	-	0.033	3.421	3.463
03: Brigantine City	0.510	0.036	0.023	0.002	0.489	-	0.028	0.677	-	-	1.765	1.728
04: Buena Boro	0.462	0.032	0.021	0.002	-	1.507	-	1.007	-	-	3.031	3.282
05: Buena Vista Twp	0.448	0.031	0.020	0.001	-	1.548	-	0.408	-	-	2.456	2.693
06: Corbin City	0.524	0.037	0.023	0.002	1.004	-	-	0.305	-	-	1.895	1.807
07: Egg Harbor City	0.529	0.037	0.024	0.002	1.442	0.673	-	1.959	-	-	4.666	4.468
08: Egg Harbor Twp	0.501	0.035	0.022	0.001	2.002	-	-	0.550	0.020	-	3.131	3.119
09: Estell Manor	0.519	0.036	0.023	0.002	1.539	-	-	0.297	-	-	2.416	2.334
10: Folsom Boro	0.800	0.056	0.035	0.003	1.730	-	-	0.616	-	-	3.240	2.017
11: Galloway Twp	0.513	0.036	0.023	0.001	1.180	0.688	-	0.642	-	-	3.083	3.003
12: Hamilton Twp	0.511	0.036	0.023	0.001	1.029	0.602	-	0.863	-	-	3.065	2.996
13: Hammonton Town	0.499	0.035	0.022	0.002	1.423	-	-	0.677	-	-	2.658	2.669
14: Linwood City	0.468	-	0.021	0.002	1.174	0.684	0.057	0.896	-	0.032	3.334	3.497
15: Longport Boro	0.516	0.036	0.023	0.001	0.058	-	-	0.330	-	-	0.964	0.933
16: Margate City	0.551	-	0.025	0.002	0.290	-	0.043	0.618	-	0.036	1.565	1.421
17: Mullica Twp	0.826	0.058	0.036	0.002	1.459	1.064	-	1.249	-	-	4.694	2.848
18: Northfield City	0.497	-	0.022	0.002	1.079	0.681	-	0.924	-	0.032	3.237	3.234
19: Pleasantville City	0.434	0.030	0.019	0.001	1.178	-	-	2.747	-	-	4.409	4.951
20: Port Republic City **	0.522	0.037	0.023	0.001	1.524	-	-	0.509	0.020	-	2.636	2.527
21: Somers Point	0.477	0.033	0.021	0.002	0.883	0.619	-	0.922	-	-	2.957	3.083
22: Ventnor City **	0.510	0.036	0.023	0.001	0.876	-	0.069	1.133	-	-	2.648	2.544
23: Weymouth Twp	0.567	0.040	0.025	0.002	1.407	-	-	0.424	0.010	-	2.475	2.179

** Revalued

**Atlantic County Board of Taxation
2017 Abstract of Ratables**

SPECIAL TAXING DISTRICTS						
Taxing District	Special Taxing District	Number of Ratables	Ratable Value	Budget Amount	Special District Rate	
04: Buena Boro	FIRE DISTRICT: F01	917	142,713,000	128,596.00	0.091	
04: Buena Boro	FIRE DISTRICT: F02	937	150,148,800	273,716.00	0.183	
05: Buena Vista Twp	FIRE DISTRICT: F01	1,081	171,366,250	245,024.00	0.143	
05: Buena Vista Twp	FIRE DISTRICT: F02	757	149,229,200	331,925.00	0.223	
05: Buena Vista Twp	FIRE DISTRICT: F03	2,521	145,283,300	194,743.00	0.135	
05: Buena Vista Twp	FIRE DISTRICT: F04	628	72,869,900	71,763.00	0.099	
05: Buena Vista Twp	FIRE DISTRICT: F05	669	100,848,900	204,657.00	0.203	
23: Weymouth Twp	FIRE DISTRICT: F01	980	161,549,329	103,300.00	0.064	

**Atlantic County Board of Taxation
2017 Abstract of Ratables**

Total Amount of Miscellaneous Revenues for the Support of the County Budget (Includes surplus revenues appropriated)	56,866,754.02
Rate per \$100 to be applied to Column 11 for apportionment of County Taxes	0.50046826
Net County Taxes Apportioned (Column 12 A iii)	148,331,641.74
* Adjustments to County Taxes Apportioned	9,243,500.12
* Net Overpayments are added to the Net Taxes Apportioned Net Underpayments are deducted from the Net Taxes Apportioned	
Rate per \$100 to be applied to Column 11 for apportionment of Library Taxes	0.03464078
Rate per \$100 to be applied to Column 11 for apportionment of Health Taxes	0.02185669
Rate per \$100 to be applied to Column 11 for apportionment of Open Space Taxes	0.00125000

County Percentage Level of Taxable Value of Real Property is 100%

ATLANTIC COUNTY BOARD OF TAXATION



Theresa Prendergast, President



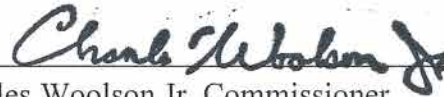
William Polistina, Commissioner



John Collette Jr., Commissioner




Greg Sykora, Commissioner




Charles Woolson Jr, Commissioner

Attest:



Margaret Schott, County Tax Administrator

I hereby certify this to be a true copy of the Abstract of Ratables and Exemptions for the County of Atlantic, State of New Jersey for the year 2017 as filed with me by the Atlantic County Board of Taxation



Bonnie Lindaw, County Treasurer