

**New Jersey FFA Association**

# **Guide to Online FFA Applications in 2022**

*Updated January 3, 2022*



# Background

---

New Jersey FFA will continue to utilize online applications for the State and American FFA Degrees and Proficiency Awards.

Students can access applications by logging into [www.ffa.org](http://www.ffa.org) and using the Application Center in the Student Members Dashboard. First-time users will need to create an account using the invitation code generated to their FFA ID. The invitation code can be accessed by the FFA Advisor through the chapter roster in the “Teacher/Advisor” Dashboard.

## Applications

Students are to complete the following applications online through [www.ffa.org](http://www.ffa.org) or AET. Only online versions of these applications will be accepted. All other applications (excel files) are obsolete and will not be accepted.

- American Degree
- New Jersey State FFA Degree
- Proficiency Application
- Research Proficiency Application
- SAE Grant Application
- Star Application– this if for Star American Awards NOT Star State Awards
- Agriscience Fair

## The Agricultural Experience Tracker (AET)

\*If your chapter utilizes AET and students have AET records, the application is automatically locked to the AET records. To unlock the application, click the “Click Here” hyperlink (#12 on the instructions page) to unlock the application. Doing this will maintain current AET records but will not automatically make updates as changes to AET records are made. If the student does not want to unlock their application, the student will need to make sure his/her records are accurately and completely filled out in the AET record keeping system.

\*If your chapter does not utilize AET, students will need to unlock the application prior to starting by clicking the “Click Here” hyperlink. This will be explained again later in this document.

## Internet Access

Students will need internet access to work on the applications.

## Application Submission Process

Please follow page 9 of this document for instructions on the submission process for each application. Due dates are FIRM! Please plan accordingly to best adhere to the deadlines set forth in the submission process.

All chapters submitting applications must submit a Degree & Proficiency Application Submission Summary form. Only **ONE** form per chapter is permitted! This form is due by 11:59 PM on March 15, 2022. See below for additional information relating to this form - <https://form.jotform.com/NJFFA/applicationsummary>.

## Important Notes

1. Read all instructions and watch all instructional videos before you begin.
2. Check your application for spelling, grammar, mathematical, or technical errors.
3. For award and degree purposes all unpaid or directed laboratory/SAE hours must occur outside of the regular scheduled agriculture class.
4. For award and degree purposes, no unpaid or directed lab/SAE hours dedicated to owning and managing an entrepreneurship/ownership type project are eligible for consideration at the national level.
5. State and Federal Child Labor Laws should be considered when entering total hours dedicated to an SAE. It is also important to consider the hours a student must dedicate to school, sleep, personal care, etc.
6. The Ending Date is 12/31 of the year prior to submitting your application. For example, applications submitted for consideration in 2022 should have an ending date of 12/31/2021.
7. Inventory refers to current and non-current items **on hand that are personally owned by the student as of December 31** of the ending date of the application. NOT items they utilized throughout the time of their SAE.
8. While it is common for SAE programs to include other family members, applications should only include the student's share of inventory, income, net worth, etc.
9. State FFA Degree, American FFA Degree and Proficiency Award applications are due by 11:59 PM on March 15, 2022. This deadline is FIRM! None of the applications require you to send them through the mail.
10. Please keep in mind that some of the screenshots might look different since National FFA has changed its website several times and state staff no longer have access to seeing what students see when they log in.
11. Once in the application, please read ALL INSTRUCTIONS and few ALL instructional videos. Applications submitted with one or more of the issues listed on page 4 of this document will NOT be allowed to be resubmitted for reconsideration.

# COMMON ISSUES WITH STATE DEGREE APPLICATIONS

*Each year, minor, but requirement specific issues cause us to return applications for resubmission. Some of these mistakes are made year after year, even with an explanation.*

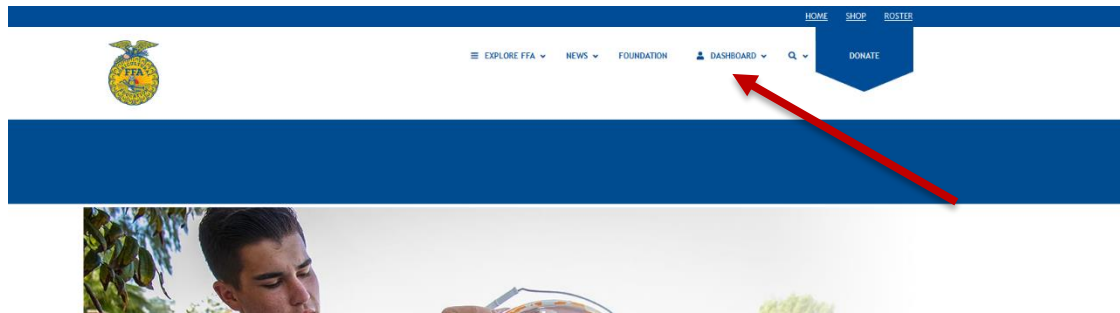
**If an application is submitted with one or more of the following issues, it will NOT be allowed to be resubmitted for reconsideration.**

## State Degree Application

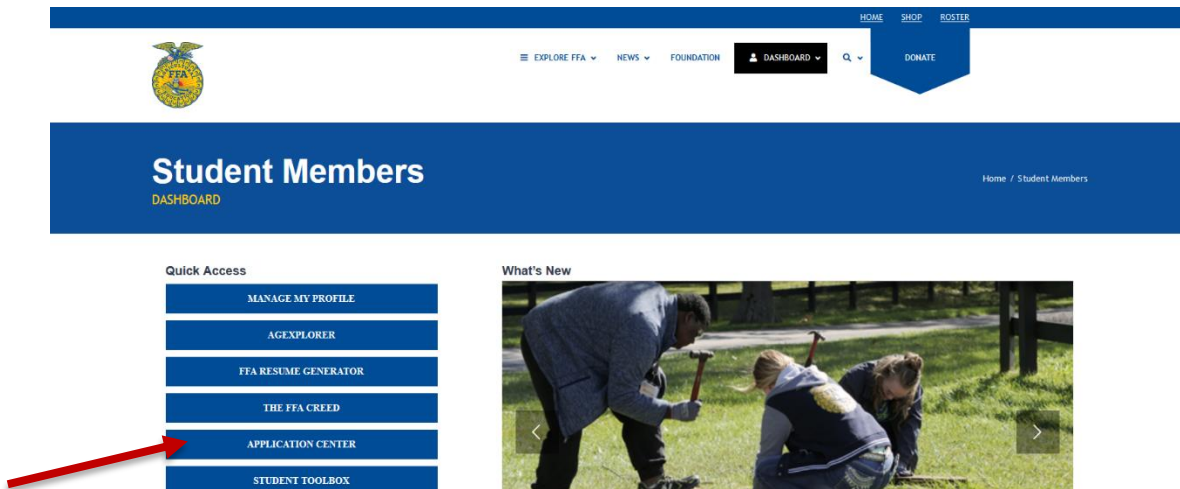
- Signature Page
  - Missing one or more signature
- SAE entry has errors
  - Relationship to agriculture is unclear (if the relationship to agriculture is not apparent, please be sure to provide enough detail to make it so).
  - Not enough information is provided on the SAE. Please be sure students are providing a complete description of their SAEs (size, responsibilities, etc.).
  - No growth is shown. In most cases, there should be evidence of growth in the project (growth in skill, in responsibility, in hours/earnings). If no growth, please have the student explain why.
  - Hours worked are not reasonable for a high school student.
  - Gross earnings and hours worked are not relevant or don't meet minimum wage requirements.
- Manual checklist has errors
  - Missing one or more advisor initials (9 total is needed)
  - Does not appear to be the efforts of the applicant (same handwriting for all applications, appears to be photocopied for each applicant, etc.)
  - 10 DIFFERENT parliamentary procedure activities outlined in the FFA manual are not listed and/or activities listed do not meet the criteria. Amend and Amend an amendment are the same. Use of the gavel, second and debate do not count as activities. Please reference the FFA manual for the list of approved motions.
  - Missing the title, year and/or group and length for SIX minutes speech on an agriculturally related topic. Speeches delivered as a team must have clear evidence that the student spoke for at least six minutes.
  - Fails to list at least one FFA related leadership role and/or fails to provide the start/end year.
  - Fails to list at least one POA activity.
- Wrong SAE Type Chosen
  - Exploratory, Supplemental or Improvement activities are not to be conducted in multiple year
  - Research refers to SCIENTIFIC research where a hypothesis was created, and the scientific method was followed. Student should include the hypothesis in the description.
  - Placement refers to projects, paid or unpaid, where the student works for someone else for wages or the experience. Students cannot earn paid and unpaid hours in the same project.
  - Entrepreneurship refers to all OWNERSHIP type projects. A student does not need a full-fledged business to be considered entrepreneurship. If a student OWNS the animal/plants/etc., the project is to be considered entrepreneurship (even if the parents buy the supplies).
- Entrepreneurship Projects have incomplete records
  - Income & Expense Summary is must be fully completed, and inventory pages must be complete (if applicable). Students with entrepreneurship projects cannot avoid these pages.
  - Inventory is NOT a listing of all items used throughout the duration of an SAE project. Inventory is what is on hand as of December 31, 2021.
- Financial Balance Sheet is not balanced.
- Community Service are missing or not acceptable
  - Hours must be from two different activities (doing the same activity two different times does not meet the "two different activities" requirement).
  - Hours cannot be used for SAE hours and for FFA chapter activities. Activities/hours may only be used in one section of an application.
  - Activities can be organized by a group the applicant is a part of, but the activity cannot be for the benefit of the group itself.
  - Please review this document for more details about acceptable and unacceptable community service - <https://ffa.app.box.com/v/Library/file/323326541238>

# Step-by-Step Instructions

1. Go to [www.ffa.org](http://www.ffa.org) and click the down arrow next to “Dashboard” and choose Student Members.

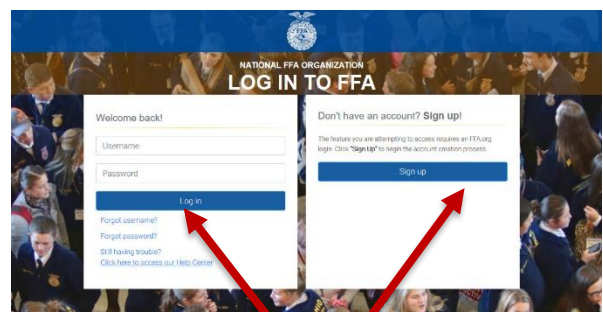



2. Click “Application Center” which can be found on the left hand side of the screen.



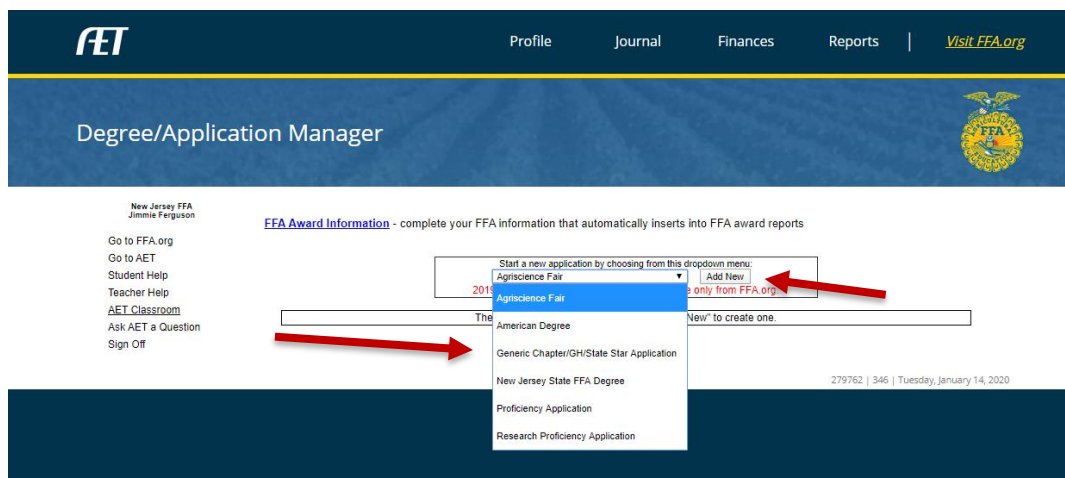
3. Choose the application that you are beginning.

4. Log in using your username and password. (If you do not have a profile, you will need to create a profile by clicking “Sign up”. **To access applications and other FFA member specific content, you MUST create a student account using your chapter name and your invite code or FFA ID.** Please work with your advisor to make this happen.)

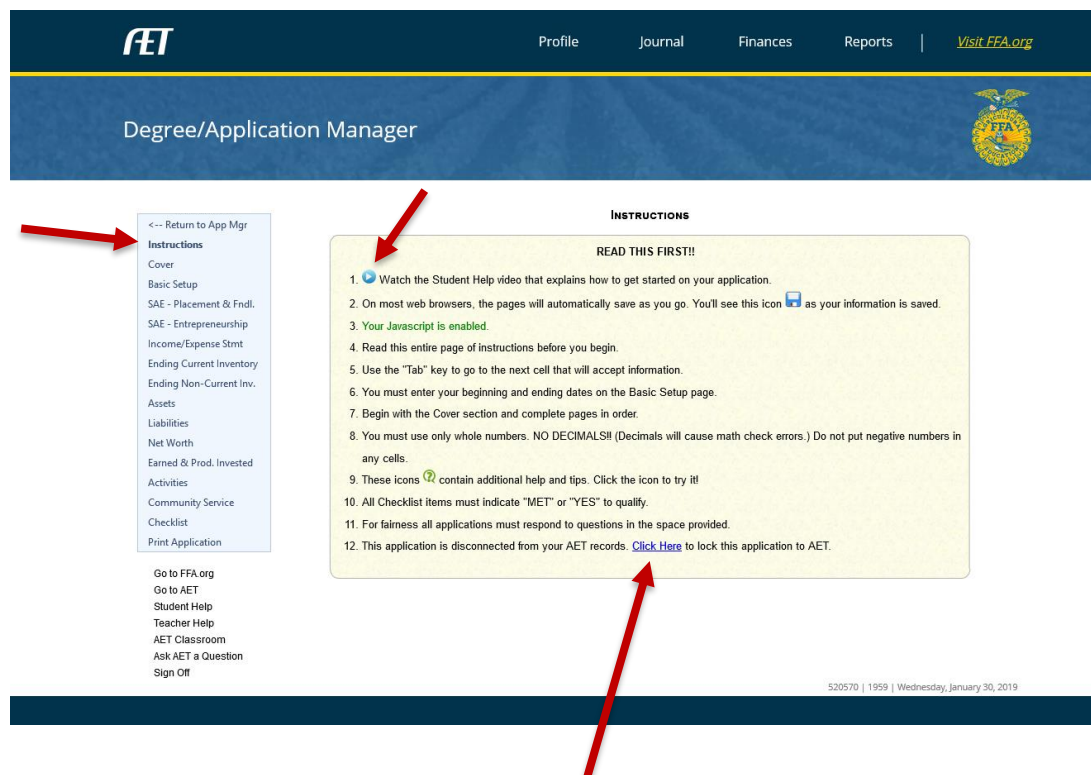


OR

5. In the drop-down box, choose which application you would like to begin and click “Add New”. *\*Please note, this page might look slightly different to each user.*



6. Read the Instruction page and watch the Student Help Video BEFORE working on the application.



7. Special Note: If your chapter utilizes AET and students have complete AET records, the application is automatically locked to the AET records and the application will automatically populate the data (if entered correctly). To unlock the application, click the “Click Here” hyperlink. Doing this will maintain current AET records but will not automatically make updates as changes to the application and AET records are made. If the student does not want to unlock their application, the student will need to make sure his/her records are accurately and completely filled out in the AET record keeping system. If your chapter does not utilize AET, students will need to unlock the application prior to starting.



8. Navigate through the application using the hyperlinks on the left.

**AET** Profile Journal Finances Reports | [Visit FFA.org](http://Visit.FFA.org)

Degree/Application Manager

**INSTRUCTIONS**

**READ THIS FIRST!!**

- Watch the Student Help video that explains how to get started on your application.
- On most web browsers, the pages will automatically save as you go. You'll see this icon as your information is saved.
- Your Javascript is enabled.
- Read this entire page of instructions before you begin.
- Use the "Tab" key to go to the next cell that will accept information.
- You must enter your beginning and ending dates on the Basic Setup page.
- Begin with the Cover section and complete pages in order.
- You must use only whole numbers. NO DECIMALS!! (Decimals will cause math check errors.) Do not put negative numbers in any cells.
- These icons contain additional help and tips. Click the icon to try it
- All Checklist items must indicate "MET" or "YES" to qualify.
- For fairness all applications must respond to questions in the space provided.
- This application is disconnected from your AET records. [Click Here](#) to lock this application to AET.

520570 | 1959 | Wednesday, January 30, 2019

9. There are green question marks throughout the entire application that provide guidance to the student. There are also videos for most pages the student should view before completing the page.

**AET** Profile Journal Finances Reports | [Visit FFA.org](http://Visit.FFA.org)

Degree/Application Manager

**BASIC SETUP**

**Special Notes before you begin this page:**

- Video for Students
- No Decimals. Use whole numbers.
- Use the Tab key to go to the next cell that will accept entries.
- Values on this page transfer automatically to your balance sheet sections (Assets, Liabilities, and Net Worth).

| I. DATES FOR THIS APPLICATION  | Beginning Date                                   | Ending Date |
|--|--|-------------|
| The Beginning Date is the start of your first eligible Agricultural Education course. The Ending Date is 12/31 of the year prior to submitting your application. | 9/1/2012<br><small>(Enter as mm/dd/yyyy)</small> | 12/31/2015  |

| II. SAE TYPES  | Checkmark all that apply  |
|--|---|
| Checkmark all types of SAEs from your time in Ag.<br>Application pages will appear if applicable to your SAE | <input type="checkbox"/> Foundational (Exploratory)<br><input type="checkbox"/> Research<br><input checked="" type="checkbox"/> Placement<br><input checked="" type="checkbox"/> Entrepreneurship |

| III. ASSETS   | Value at Beginning Date                    | Value at Ending Date   |
|---|--|--|
| <b>1. CURRENT ASSETS</b>  |  |  |
| a. Cash on hand, checking and savings   |  |  |
| b. Cash value - bonds, stocks, life insurance   | \$0  | \$0  |
| c. Notes & accounts receivable  | \$0  |  |
| d. Current Inventory (Entrepreneurship Experiences)   | <i>(use conservative estimated values)</i> |  |
| 1. Investment in harvesting and growing crops/plants  |  | <i>Itemized ending inventory values are reported on "Ending Current Inventory" page.</i> |
| 2. Investment in feed, seed, fertilizer, chemical, supplies, prepaid expenses, and other current assets |  |  |
| 3. Investment in merchandise, crops, and animals purchased for resale                                   | \$0  |  |
| 4. Investment in raised market animals & poultry  |  |  |
| <b>2. NON-CURRENT INVENTORY</b>   | <i>(use conservative estimated values)</i> |  |

10. All values/qualifications must be “MET” or “PENDING REVIEW” in order for the application to be reviewed. Applications with “ERROR” or “NOT MET” statements will not be considered and will be automatically disqualified. Students WILL NOT be allowed to submit applications that arrive with “ERROR” or “NOT MET” statements.

**DEGREE APPLICATION**

| Item   | Value   |
|--|---------|
| Candidate has been an active FFA member for at least the immediate past 24 months.   | MET     |
| Candidate has the Chapter and Greenhand FFA Degree.  | MET     |
| Applicant must have completed at least 2 full years (360 hours) of agriculture, or all of the agriculture offered at the school last attended. | MET     |
| A single project/SAE cannot claim both paid and unpaid hours.  | NOT MET |
| Non-cash income and expense is balanced each year on the Income/Expense Report.  | MET     |
| Accuracy Check for the Balance Sheet (Assets = Liabilities + Equity) & Growth  | MET     |
| Candidate has recorded of at least 25 hours community service and at least 2 different activities.   | MET     |
| Student qualifies for the Degree with earnings, productively invested, and hours.  | MET     |
| Student has done at least 5 activities above the chapter level.  | MET     |

11. Once the application is COMPLETE, click “Print Application” then click “Generate PDF.” (SPECIAL NOTE: If an application does not meet all of the requirements, the generate PDF button will say “Checklist Not Met – Generate Draft PDF.” Draft applications WILL NOT be accepted.) Follow the submission process on page 9 of this resource for each application.

**COMPLETE/PRINT YOUR APPLICATION**

Steps to Submit an Application:

- Video for Students
- Use this screen to save your completed application and/or print a PDF if desired.
- See below for the most recent version of this application generated by the Degree/Application Manager.
- Follow your local, regional, and state rules and requirements for submission of the application.
- Altering the application may result in disqualification.
- Refer to [ffa.org](http://ffa.org) for the latest rubrics, rules, and handbooks.

Checklist Not Met - Generate Draft PDF



## Application Submission Process

All chapters submitting applications must submit a Degree & Proficiency Application Submission Summary form. Only **ONE** form per chapter is permitted! This form is due by 11:59 PM on March 15, 2022. See below for additional information relating to this form - <https://form.jotform.com/NJFFA/applicationsummary>.

### **Proficiency Award Application**

- o Complete the application online using the instructions on pages 5-8 of this document.
- o Once the application is COMPLETE, click "Print Application" then "Generate PDF".
- o Email the PDF document and the other supporting materials to [ag.ed.registration@ag.nj.gov](mailto:ag.ed.registration@ag.nj.gov) by 11:59 PM on March 15, 2022. DO NOT send or copy applications to the personal email of any Office of FANRE Staff.
- o Please only send one application per email (but be sure all supporting documents and application are sent as one email)! Most applications are at least 1MB, and we want to ensure the email system can handle the influx of large email files.
- o There is nothing to send in the mail or to attach to the Degree & Proficiency Application Submission Summary form for this application.

### **American FFA Degree Application**

- o Complete the application online using the instructions on pages 5-8 of this document.
- o Once the application is COMPLETE, click "Print Application" then "Generate PDF".
- o Email PDF document to [ag.ed.registration@ag.nj.gov](mailto:ag.ed.registration@ag.nj.gov) by 11:59 PM on March 15, 2022. DO NOT send or copy applications to the personal email of any Office of FANRE Staff.
- o Please only send one application per email! Most applications are at least 1MB, and we want to ensure the email system can handle the influx of large email files.
- o There is nothing to send in the mail or to attach to the Degree & Proficiency Application Submission Summary form for this application.

### **Star Applications (American Degree applicants ONLY)**

- o Complete the application online using the instructions on pages 5-8 of this document.
- o Once the application is COMPLETE, click "Print Application" then "Generate PDF".
- o Email the PDF document and the other supporting materials to [ag.ed.registration@ag.nj.gov](mailto:ag.ed.registration@ag.nj.gov) by 11:59 PM on March 15, 2022. DO NOT send or copy applications to the personal email of any Office of FANRE Staff.
- o Please only send one application per email (but be sure all supporting documents and application are sent as one email)! Most applications are at least 1MB, and we want to ensure the email system can handle the influx of large email files.
- o There is nothing to send in the mail or to attach to the Degree & Proficiency Application Submission Summary form for this application.

### **New Jersey State FFA Degree Application**

- o Complete the application online using the instructions on pages 5-8 of this document.
- o Once the application is COMPLETE, click "Print Application" then "Generate PDF".
- o Email PDF document to [ag.ed.registration@ag.nj.gov](mailto:ag.ed.registration@ag.nj.gov) by 11:59 PM on March 15, 2022. DO NOT send or copy applications to the personal email of any Office of Ag Ed Staff.
- o Please only send one application per email! Most applications are at least 1MB and we want to ensure the email system can handle the influx of large email files.
- o **Scan and Upload the signature page AND completed "State Degree Manual Review Sheet & Advisor Approval" to the Degree & Proficiency Application Submission Summary form.** Do not mail or email these documents separately. All forms must be uploaded (and each file cannot exceed 100MB). **PLEASE be sure that the name and chapter of the student appear at the top of the "manual review sheet & advisor approval" form.**
- o **SPECIAL NOTE:** Applicants wanting to be considered for Star State Awards must be declared on the Degree & Proficiency Application Submission Summary form.