



2022 Annual Report

on the

Medicinal Cannabis Program



Adopted September 19, 2024

Table of Contents

Introduction	1
Removal of State Sales Tax For New Jersey Medicinal Cannabis Patients	1
Alternative Treatment Center Expansion	1
Regulatory Waivers to Expand Access to Medicinal Cannabis Items	2
2019 Request for Applications (RFA) Award Reissued	2
Public Meetings.	3
Budget	3
Permit Issuances	3
Table 1: Permit Issuances	3
Cited Violations and Revocations	4
Table 2: Cited Violations	4
Enrollment	5
Table 3: Enrollment	5
Dispensing	5
Program Statistics (as of December 31, 2022)	5
Table 4: Patient Registration Data	5
Table 5: Caregiver Data	6
Table 6: Physician Registration Data	6
Table 7: Alternative Treatment Center Investigations	6
Table 8: Alternative Treatment Center Permits	6
Table 9: Nature of Patients Qualifying Conditions All Time	7

Figure 1: Nature of Patients Qualifying Conditions 2022	7
Figure 2: 2022 Physicians Enrolled in Medicinal Cannabis Program	8
Table 10: Patients by Age Distribution	8
Table 11: Patients by Gender Distribution	9
Figure 3: Patients by Age Group Bar Chart.	9
Figure 4: Patient Gender Breakdown Pie Chart.	9
Table 12: Active Patients by County	10
Figure 5: Active Patients by County.	11
Figure 6: Active Patients by County (Descending Order)	12

Introduction

Calendar year 2022 was the second year that, in accordance with N.J.S.A. 24:6I-24, NJ-CRC assumed all duties, powers, and responsibilities concerning oversight of medicinal cannabis activities from the New Jersey Department of Health.

The year saw continued growth in total patient enrollment since program inception and the number operating alternative treatment centers (ATCs). Almost 19,000 new patients joined the program, bringing the total number of new patients to enroll since the program's beginning to 230,176. However, the number of active patients at year's end was down 7% to 114,806, compared to 2021.

The program also added 1,437 active caregivers, for a total of 10,069 caregiver enrollments since the program's inception. The program also added 182 new physicians in 2022. This brought the total number of participating physicians since the program's inception to 1,877. The program served patients with 18 different debilitating conditions, including over 72,000 patients suffering from anxiety.

This report details the statistics and major developments in the program for the calendar year 2022 and provides details on the NJ-CRC's budget and regulatory process for medicinal cannabis activities.

Removal of State Sales Tax For New Jersey Medicinal Cannabis Patients

As of July 1, 2022, participants in the state's Medicinal Cannabis Program no longer pay state sales tax on cannabis and cannabis products purchased at a permitted medicinal dispensary. The gradual elimination of the sales tax was delineated in the Jake Honig Compassionate Use Medical Cannabis Act, P.L.2019, c.153, signed into law by Governor Murphy in 2019.

Alternative Treatment Center Expansion

Under N.J.S.A. 24:6I-46, the Commission may approve an ATC to expand its operations to include adult-use cannabis activities after certification that the ATC's adult-use cannabis activities will not negatively impact patient access to medicinal cannabis. These "expanded ATCs" would then be authorized to operate in both medicinal and adult-use cannabis markets. Preserving patient access and public safety was a top priority when considering an ATC's request to expand into the adult-use cannabis market. Approvals for expansion were conditioned on commitments from ATCs to uphold their promises to patients and communities. If the ATC is a medicinal dispensary, it is required to adhere to the following additional requirements:

-
- Have business operating hours include at least 14 patient-only hours spread over at least three (3) days per week, and at least one (1) weekend day;
 - Provide exclusive parking options for patients and designated caregivers at all times;
 - Provide exclusive points-of-sale for patients and designated caregivers at all times;
 - Provide express access to the ATC so that patients and designated caregivers do not have to wait in lines intended for the general public;
 - Provide patients and designated caregivers with the exclusive ability to reserve products ahead of time so that they can be assured their order will be filled when going to the ATC;
 - Provide a patient access telephone line staffed by ATC employees during all business hours to assist patients and designated caregivers trying to access the ATC;
 - Within 30 days of being issued the above-listed licenses, hold at least two (2) virtual town halls with registered patients and caregivers to provide information on the ATC's patient access plan; and
 - Provide the NJ-CRC with regular reports on patient access.

During calendar year 2022, the NJ-CRC approved 9 businesses for expansion at a total of 42 license locations.

Regulatory Waivers to Expand Access to Medicinal Cannabis Items

On July 28, 2022, the NJ-CRC approved a waiver of N.J.A.C. 17:30A-7.9(a), -10.12, and -13.6(b) to allow medicinal cannabis delivery to the residence of a registered qualifying patient or primary caregiver, as well as curbside pickup for qualifying patients and caregivers. The same day, the Commission also waived N.J.A.C. 17:30A-2.1(c), reducing qualifying patient and primary caregiver issuance and renewal fees from \$100 to \$50. These waivers benefited the patient population by providing patients and caregivers more access to medical cannabis.

2019 Request for Applications (RFA) Award Reissued

On March 24, 2022, the NJ-CRC reissued a 2019 RFA medical dispensary award to PEMAA, LLC. This award was issued after NJ Kindness, LLC notified the NJ-CRC that it was unable to accept the award. PEMAA, LLC was the next eligible applicant in the Southern region, and was therefore issued the award consistent with the scoring criteria set forth in the 2019 RFA. The reissuance of this award ensured that there were a sufficient number of alternative treatment centers in the southern region to satisfy the needs of qualifying patients and provided more access to a robust and diverse retail market for medicinal cannabis.

Public Meetings

During 2022, the NJ-CRC held 11 public meetings. Most of the public meetings were held virtually as part of the agency's continued response to the public health emergency resulting from the global COVID-19 pandemic. In October 2022, the NJ-CRC began holding in-person public meetings. At each meeting, members of the public could share comments with the NJ-CRC. Additionally, the Commission hosted experts and members of the public to provide public comment on several issues, including medical conditions that should be considered for participation in the Medicinal Cannabis Program, patient education and counseling needs, and medicinal product expiration dates.

Budget

In 2022 the method for the Commission's revenue allocation and budgeting was changed to comply with statute. Under N.J.S.A. 24:6I-50, no more than 30% of all revenues collected by the Commission and deposited into the Cannabis Regulatory, Enforcement Assistance, and Marketplace Modernization Fund can be allocated to the NJ-CRC to support its operations and implementation of the medicinal and adult-use cannabis laws. The total budget expenditure for the CRC in 2022 was \$6,872,399.31.

Permit Issuances

In 2022 there were 13 permits issued:

Table 1: Permit Issuances

Operational Date (month-year)	Permit Holder	Permit Type	Municipality
April-2022	Ascend New Jersey	Manufacturer	Franklin Borough
	MPX NJ	Dispensary	Atlantic City
May-2022	GSD NJ	Cultivation	Lakewood
	Columbia Care New Jersey	Cultivation	Vineland
	GSD NJ	Manufacturer	South Brunswick
	Harmony Foundation of New Jersey, Inc.	Cultivation	Lafayette
July-2022	JG New Jersey	Dispensary	Ewing
August-2022	Ascend New Jersey	Dispensary	Fort Lee
	Hillview Med Inc.	Cultivation	Morris

Operational Date (month-year)	Permit Holder	Permit Type	Municipality
September-2022	Breakwater Wellness & Treatment Corp.	Dispensary	Roselle Park
	Harmony Foundation of New Jersey, Inc.	Manufacturer	Lafayette
October-2022	Sweetspot Dispensary	Dispensary	Vorhees
December-2022	JG New Jersey	Dispensary	Somerset

Cited Violations and Revocations

Eight citations were issued to ATCs and expanded ATCs for various violations of regulatory requirements. Details for each cited violation are available on the Commission's website.

Table 2: Cited Violations

Date (month-year)	Business	Nature of Violation
March-2022	Curaleaf	Dispensing registry recordkeeping violation
April-2022	Acreage	Patient-only hours violation
	Ascend	Patient-only hours violation
	GTI	Patient-only hours violation
	Verano	Patient-only hours violation Prioritizing adult-use customers over patients Unauthorized access to secure areas Secure storage of cannabis
May-2022	Curaleaf	Patient-only hours violation
	Verano	Patient-only hours violation
July-2022	Curaleaf	Testing, packaging, and labeling violation
December-2022	Verano	Medical patient access violation

There were no ATC permit revocations in 2022.

Enrollment

In 2022 each ATC had the following numbers of unique patients assigned to them:

Table 3: Enrollment

Alternative Treatment Center	Assigned Patients
Acreage CCF NJ	15,757
Ascend New Jersey	2,669
Ayr (GSD)	28,437
Breakwater Wellness & Treatment Company	15,988
Columbia Care New Jersey	6,109
Curaleaf NJ II	45,867
Green Thumb Industries	11,757
Greenleaf Compassionate Center	10,357
Harmony Foundation of New Jersey Inc.	11,349
Justice Grown New Jersey	205
MPX NJ	546
TerrAscend NJ	8,561
Verano NJ	8,021

Dispensing

In total, ATCs dispensed 638,822 ounces, or 39,926 pounds, of medicinal cannabis to registered patients in 2022.

Program Statistics (as of December 31, 2022)

Table 4: Patient Registration Data

	Total	
Active Patients	114,806	
	New in 2022	Total Since Program Inception
Patients Deceased	2,305	8,823
First Time Patient Registrations	18,667	230,176

Table 5: Caregiver Data

	Total	
Active Caregivers	5,129	
	New in 2022	Total Since Program Inception
Total Caregiver Registrations	1,437	10,069

Table 6: Physician Registration Data

	Total	
Active Healthcare Practitioners	1,234	
	New in 2022	Total Since Program Inception
Total Healthcare Practitioner Activity	182	1,877

Table 7: Alternative Treatment Center Investigations

	New in 2022	Total Since Program Inception
Initiated	9	38
Completed	9	33

Table 8: Alternative Treatment Center Permits

	New in 2022	Total Since Program Inception
Issued	6	30
Revoked	0	0

Table 9: Nature of Patients Qualifying Conditions All Time

Qualifying Condition	Total Patients
Anxiety	72,029
Chronic Pain of Visceral Origin	7,192
Chronic Pain Related to Musculoskeletal Disorders	51,186
Dysmenorrhea	817
Glaucoma	736
Inflammatory bowel disease	3,523
Intractable skeletal spasticity	7,752
Lateral sclerosis	49
Migraine	9,851
Multiple sclerosis	1,446
Muscular dystrophy	115
Opioid Use Disorder, as an adjunct to Medication	1,770
Post-Traumatic Stress Disorder (PTSD)	11,741
Seizure disorder	1,626
Severe or Chronic pain	4,405
Terminal Cancer	995
Terminal illness	126
Tourette's Syndrome	169

Figure 1: Nature of Patients Qualifying Conditions 2022

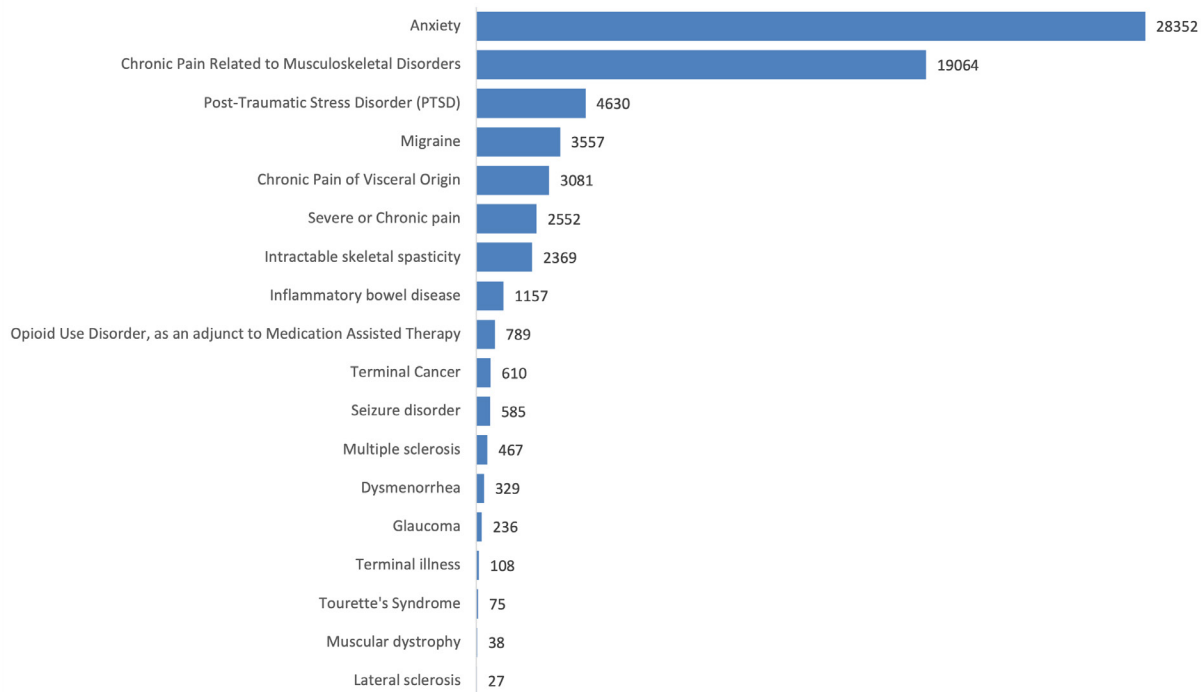


Figure 2: 2022 Physicians Enrolled in Medicinal Cannabis Program, by Specialty

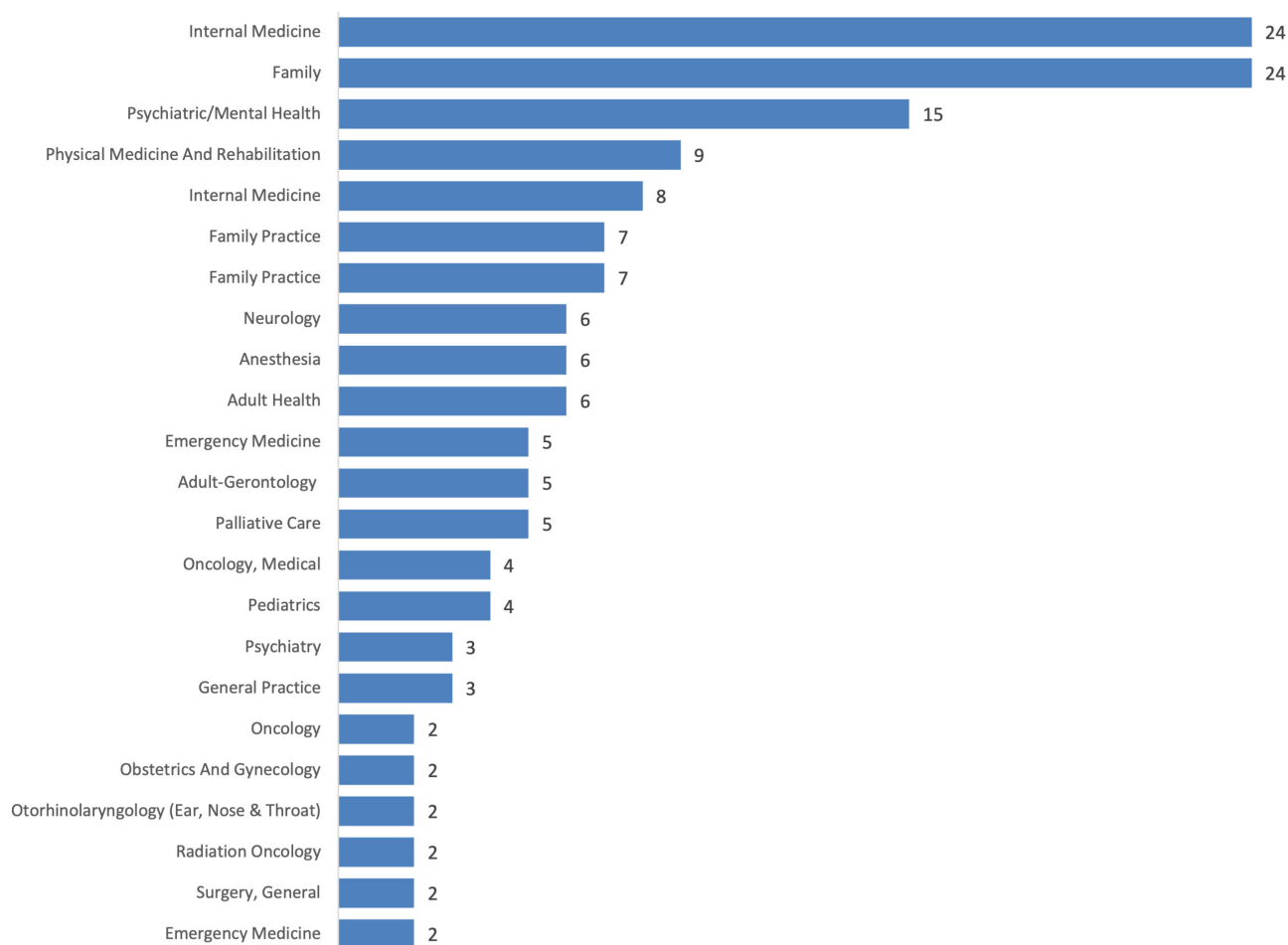


Table 10: Patients by Age Distribution

Patients by Age ¹	Number	Percentage
5 years and younger	5	0%
6 to 17 years	244	0%
18 to 30 years	19230	17%
31 to 40 years	26306	23%
41 to 50 years	23425	20%
51 to 60 years	20846	18%
61 to 70 years	17851	15%
71 to 80 years	6722	6%
81 years and older	1442	1%

¹ The Age & Gender tables include Expired, Inactive and Pending Approval in addition to Active Patients

Table 11: Patients by Gender Distribution

Patients By Gender	Number	Percentage
Male	61689	53.15%
Female	54342	46.82%
Not reported	40	0.03%

Figure 3: Patients by Age Group Bar Chart

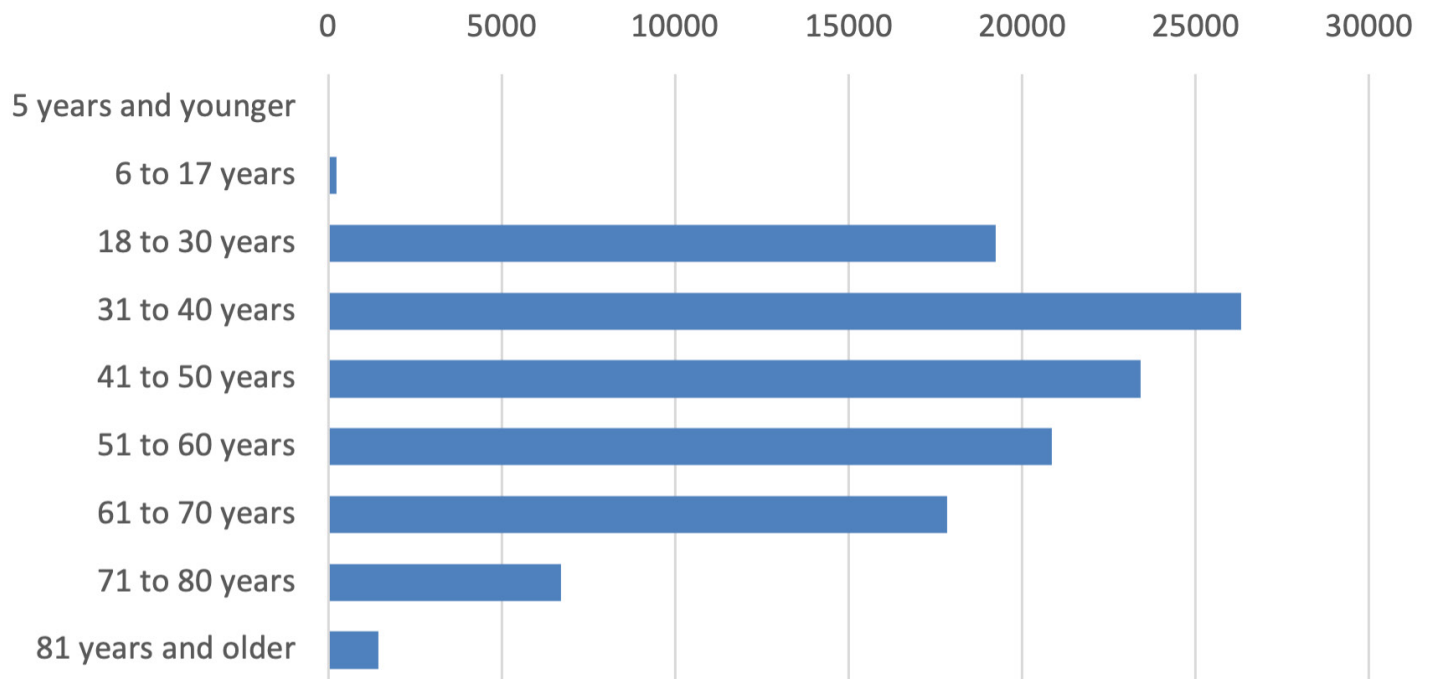


Figure 4: Patient Gender Breakdown Pie Chart

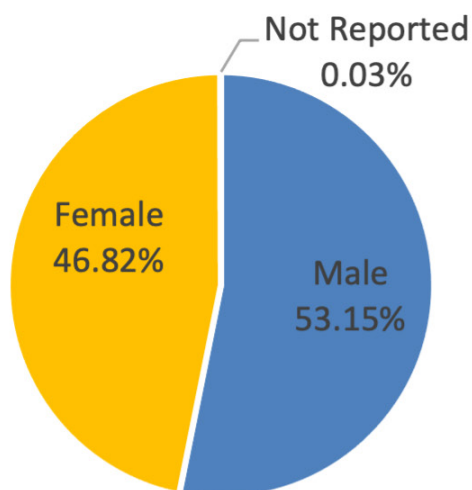


Table 12: Active Patients by County

County	Active Patients
Atlantic	5,619
Bergen	9,038
Burlington	8,957
Camden	10,059
Cape May	2,011
Cumberland	2,118
Essex	7,463
Gloucester	6,555
Hudson	4,338
Hunterdon	2,026
Mercer	5,254
Middlesex	8,640
Monmouth	10,515
Morris	5,501
Ocean	9,226
Passaic	3,964
Salem	1,066
Somerset	3,526
Sussex	2,003
Union	4,995
Warren	1,906

Figure 5: Active Patients by County

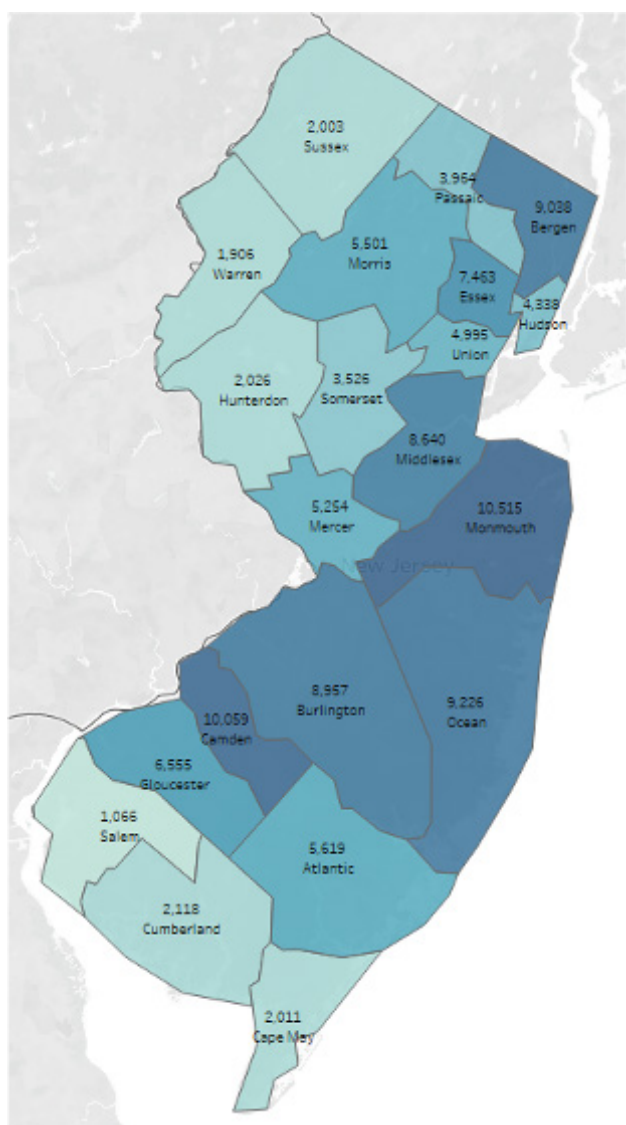


Figure 6: Active Patients by County (Descending Order)

