



National Center for Disaster Fraud

An Overview

June 21, 2013

Program History

- Established by former Attorney General Gonzales on September 8, 2005 as the Katrina Fraud Task Force with members from 19 federal agencies
- Based on the ability of the task force to respond to the high volume of disaster activity nationwide , the KFTF was designated the National Center for Disaster Fraud in early 2008
- Funded through a Cooperative Agreement between the US Department of Justice and Louisiana State University.
- FY 2013 funding includes funds from the US Dept of Justice Criminal Division plus interagency agreements with :
 - Department of Homeland Security Office of Inspector General
 - Federal Housing Finance Agency Office of Inspector General
 - Health & Human Services Office of Inspector General

Reporting Fraud, Waste, and Abuse

- Current Hotlines at the NCDF
 - National Center for Disaster Fraud
 - Dept of Homeland Security Inspector General
 - Federal Bureau of Investigation (Fraud Hotline)
 - Gulf Coast Fraud Hotline (Deepwater Horizon Oil Spill)
 - Federal Housing Finance Agency Inspector General
 - Health & Human Services Inspector General

Why Focus on Disaster Fraud?

-- The Magnitude of the Challenge

▶ Major Disasters Are a Year-Round Phenomenon

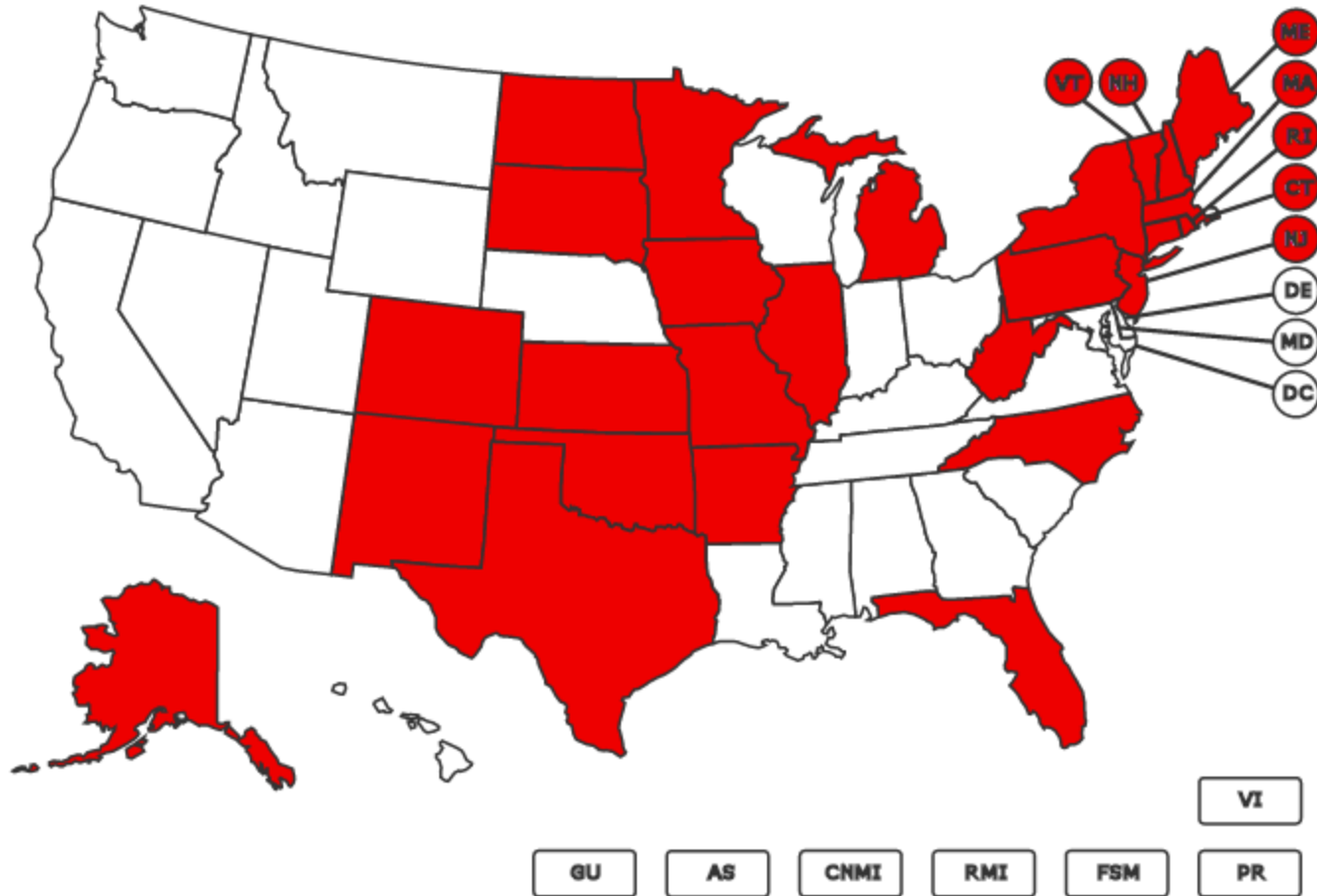
- ▶ 2011 and 2010 were both record years for disaster declarations with 99 major disaster declarations in 45 states plus 81 major disaster declarations in 39 states, respectively.

YEAR	MAJOR DISASTER	EMERGENCY	FIRE MGMT
2013	58	5	28
2012	47	16	49
2011	99	29	114
2010	81	9	18
2009	59	7	49
2008	75	17	51
2007	63	13	60
2006	52	5	86
2005	48	68	39

▶ Amounts of Disaster Funds Can Be Substantial

- ▶ Katrina/Rita/Wilma – Tens of billions
- ▶ BP Spill - \$11.3 billion paid by BP, \$20 billion available for victim recovery assistance
- ▶ In 2011, FEMA Individual and Public Assistance exceeded \$8 billion; this figure does not include the state's percentage of disaster assistance.

Recent Emergency & Disaster Declarations



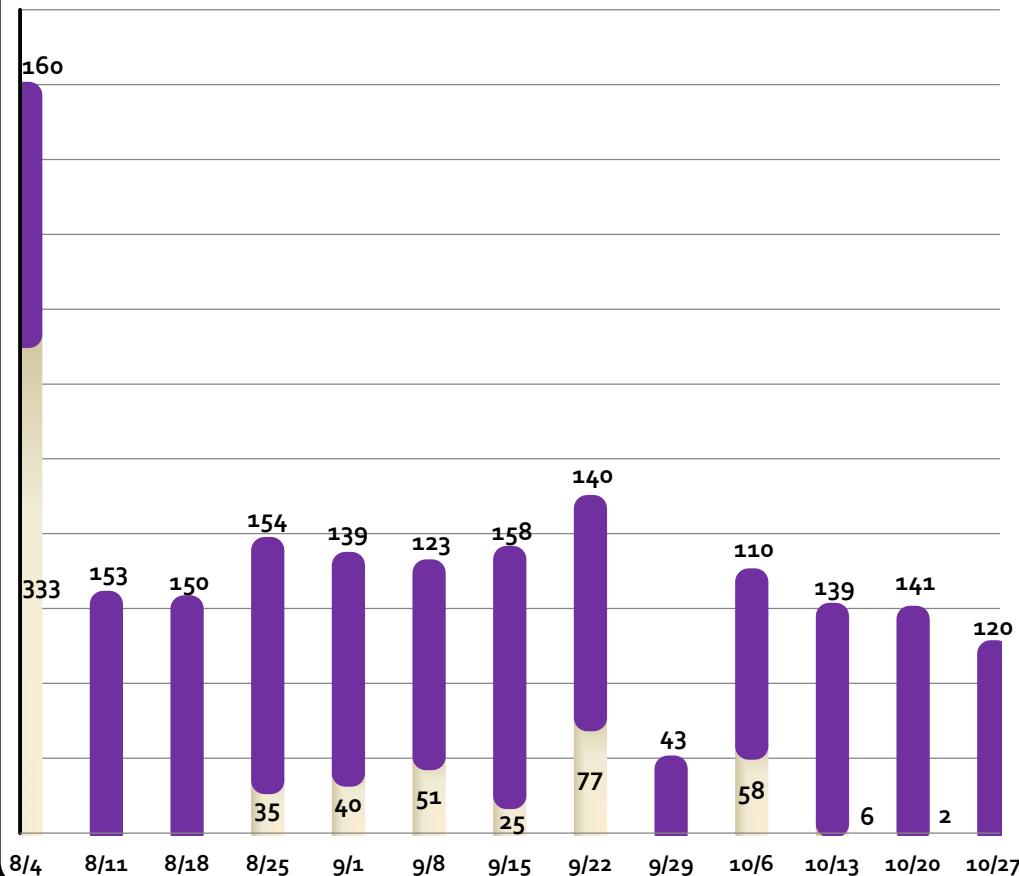
NCDF Activity

For Hurricanes Katrina, Rita, and Wilma, 1,463 individuals have been indicted in 1,370 cases in 49 districts.

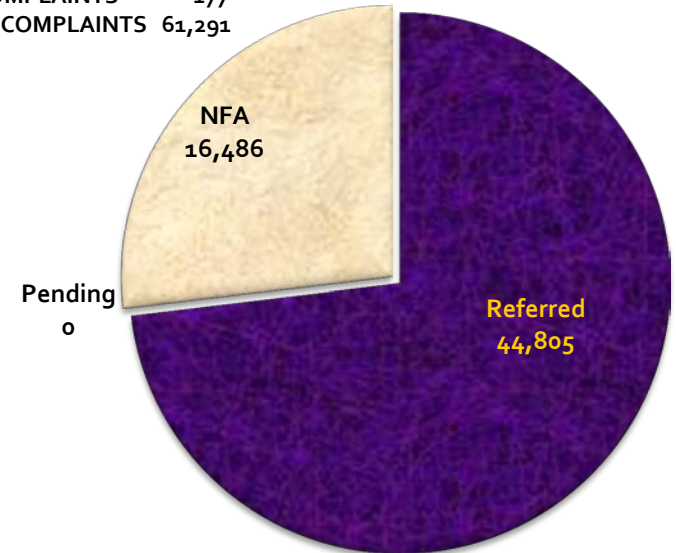
Weekly Call Center Stats

Email/Mail/Fax Calls

Current Quarter 2,357
Total to Date 83,735



OCT COMPLAINTS 177
TOTAL COMPLAINTS 61,291

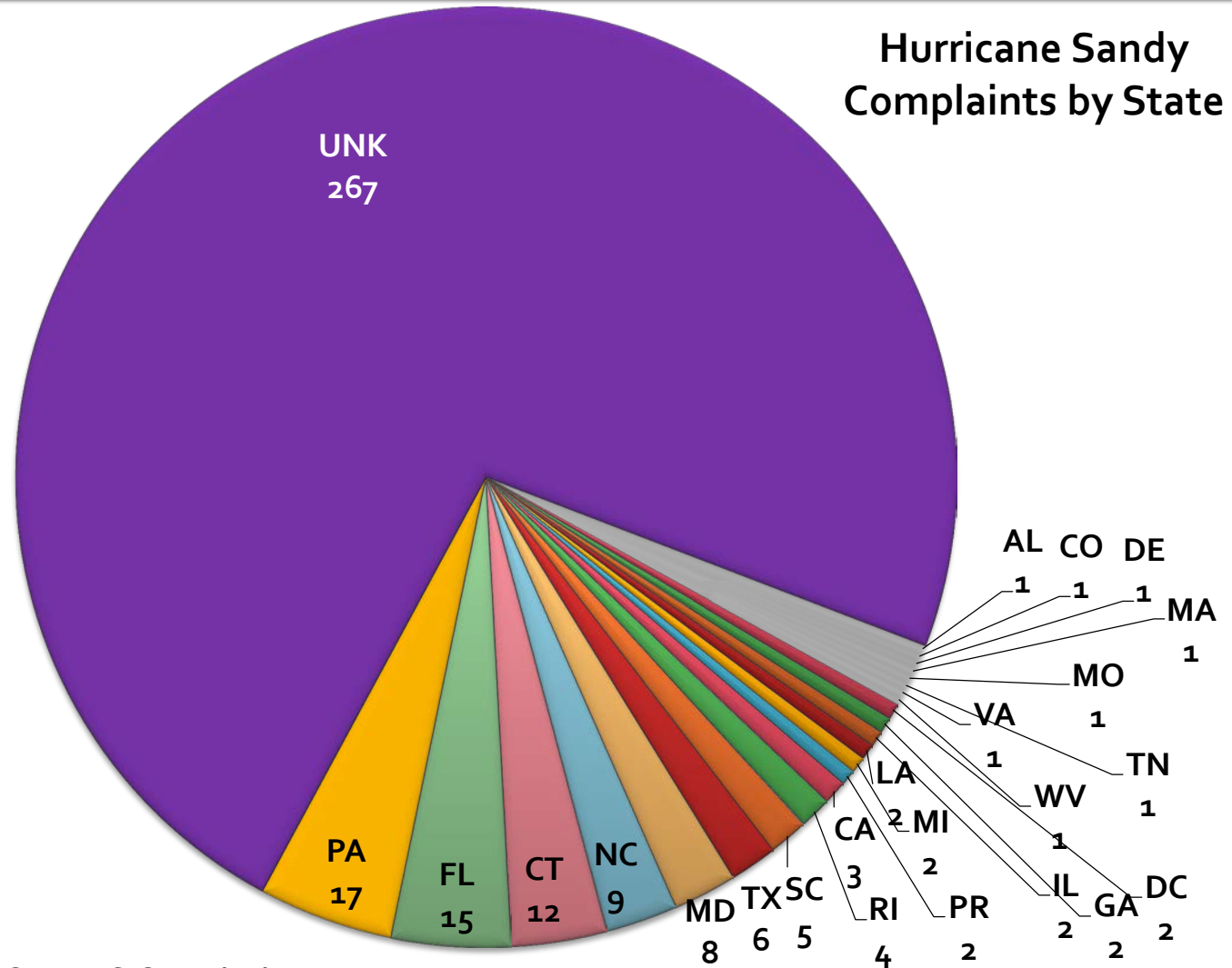


Complaint Referral by Agency - Top 10

DHS-OIG	23,512
FBI	13,833
USSS	5,308
USPIS	4,117
HUD-OIG	1,354
LA AG	1,299
LDWF	525
Local / State Authorities	506
DOL-OIG	301
SSA-OIG	276

Hurricane Sandy Related Activity

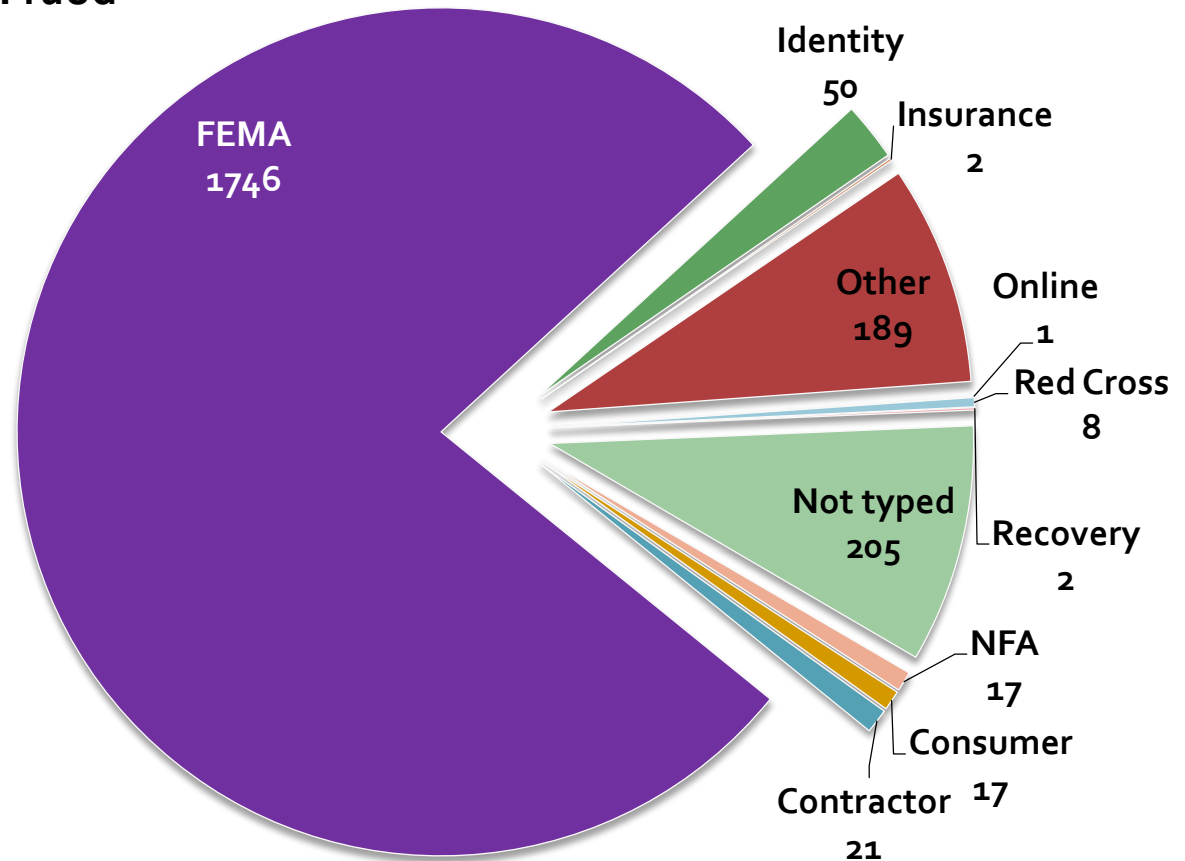
AL	1
CO	1
DE	1
MA	1
MO	1
TN	1
VA	1
WV	1
DC	2
GA	2
IL	2
LA	2
MI	2
PR	2
CA	3
RI	4
SC	5
TX	6
MD	8
NC	9
CT	12
FL	15
PA	17
UNK	267
NJ	415
NY	622



Hurricane Sandy Related Activity

Hurricane Sandy
Types of Fraud

Types of Fraud	
Consumer	17
Contractor	21
FEMA	1746
Identity	50
Insurance	2
Other	189
Online	1
Red Cross	8
Recovery	2
Not typed	205
NFA	17



Disaster Fraud Schemes

- Never lived in disaster affected dwelling
- Lived in disaster dwelling before/after event
- Claim for damage when none occurred
- Multiple false claims using different names/one or more addresses/false social security numbers
- Claim in the name of a deceased individual – Identity Theft
- Renter claims same damages as landlord
- Pre-existing damage
- Hotel/Motel Fraud – claims on empty rooms
- Public Corruption – (Various schemes)
- Public Assistance – (Debris removal schemes, State and/or Local schemes - infrastructure, police dept, fire dept, etc...)
- Flood Insurance (claimed both FEMA and Flood Ins.)

Total complaints to date by disaster – 61,292

10/31/2013

Alabama Storms/Flooding	989	Hurricane Other	133	North Dakota Storms/Flooding	111
Alaska Storms/Flooding	28	Hurricane Rita	1159	Ohio Storms/Flooding	23
American Samoa Tsunami	26	Hurricane Sandy	1388	Oklahoma Storms/Flooding	117
Arizona Storms/Flooding	7	Hurricane Wilma	151	Oregon Storms/Flooding	6
Arkansas Storms/Flooding	149	Illinois Storms/Flooding	1523	Other	1041
California Storms/Flooding	19	Indiana Storms/Flooding	246	Pennsylvania Storms/Flooding	153
California Wildfire	75	Iowa Storms/Flooding	450	Puerto Rico Storms/Flooding	58
Chile Earthquake	2	Japan	55	Rhode Island Storms/Flooding	45
Colorado Storms/Flooding	32	Kansas Storms/Flooding	39	South Carolina Storms/Flooding	3
Colorado Wildfire	2	Kentucky Storms/Flooding	252	South Dakota Storms/Flooding	7
Connecticut Storms/Flooding	11	Louisiana Storms/Flooding	54	Tennessee Storms/Flooding	719
Deepwater Horizon Oil Spill	12198	Maine Storms/Flooding	2	Texas Storms/Flooding	97
Delaware Storms / Flooding	4	Maryland Storms/Flooding	3	Texas Wildfire	65
Florida Storms/Flooding	104	Massachusetts Storms/Flooding	78	Tropical Storm Debby	53
Georgia Storms/Flooding	162	Michigan Storms/Flooding	7	Tropical Storm Faye	49
Guam Earthquake/Typhoon	5	Minnesota Storms/Flooding	16	Tropical Storm Lee	51
Haiti Earthquake	365	Mississippi Storms/Flooding	201	Utah Storms/Flooding	3
Hawaii Storms/Flooding	20	Missouri Storms/Flooding	431	Vermont Storms/Flooding	11
Hurricane Charlie	45	Montana Storms / Flooding	7	Virginia Storms/Flooding	28
Hurricane Dolly	41	Nebraska Storms/Flooding	11	Washington Storms/Flooding	50
Hurricane Gustav	1975	Nevada Storms/Flooding	1	West Texas Fertilizer Co. Explosion	1
Hurricane Ike	3502	New Hampshire Storms/Flooding	3	West Virginia Storms/Flooding	192
Hurricane Irene	755	New Jersey Storms/Flooding	66	Wisconsin Storms/Flooding	445
Hurricane Isaac	743	New Mexico Storms/Flooding	4	Wyoming Storms/Flooding	1
Hurricane Ivan	80	New York Storms/Flooding	89		
Hurricane Katrina	30110	North Carolina Storms/Flooding	145		

Complaints received by the NCDF encompass 49 states, three territories, three foreign countries and 32 named disasters.

Disaster Declarations by State / Tribal Government – Top 5 by category

State	Major Disaster Declarations	Emergency Declarations	Fire Mgmt Assistance Declarations	Total
Texas	86	13	234	333
California	78	8	128	214
Oklahoma	74	10	85	169
Florida	65	12	57	134
Washington	46	4	62	112

State	Major Disaster Declarations	Emergency Declarations	Fire Mgmt Assistance Declarations	Total
Texas	86	13	234	333
California	78	8	128	214
Oklahoma	74	10	85	169
New York	67	22	2	91
Florida	65	12	57	134

State	Major Disaster Declarations	Emergency Declarations	Fire Mgmt Assistance Declarations	Total
New York	67	22	2	91
Massachusetts	29	17	1	47
Maine	40	14	2	56
Texas	86	13	234	333
New Hampshire	31	13	0	44

State	Major Disaster Declarations	Emergency Declarations	Fire Mgmt Assistance Declarations	Total
Texas	86	13	234	333
California	78	8	128	214
Oklahoma	74	10	85	169
Washington	46	4	62	112
Colorado	17	4	59	80



NCDF Complaint Process

Complaints are received through the following means:

NCDF Hotline

FAX

Mail

Email

800-CALL FBI

Complaint information is entered into RADD by NCDF Call Center Operators

Complaints are reviewed and referred to the appropriate investigative agency by the onsite 1811 trained task force members. Complaints can also be tagged for no further action (NFA) if insufficient information is given by the complainant

Onsite analysts de-conflict the complaints in RADD, NEMIS, ACS. Other database de-conflicts (HUD, SBA, etc) may be queried based upon need

Complaint packages are distributed to the assigned NCDF task force member for agency dissemination .

Sample Posters

Disaster Fraud Hotline

If you have knowledge of fraud, waste, abuse, or allegations of mismanagement involving disaster relief operations, you can:

- Call the Disaster Fraud Hotline at (866) 720-5721
- Fax the Disaster Fraud Hotline at (225) 334-4707
- Email: disaster@leo.gov
- Or write: National Center for Disaster Fraud
Baton Rouge, LA 70821-4909

Calls can be made anonymously and confidentially



FHFA
Office of Inspector General
HOTLINE


To Report Suspected
FRAUD, WASTE, OR ABUSE
In FHFA Programs or Operations

CALL
The OIG Hotline at
1-800-793-7724

ONLINE
www.fhfaoig.gov

FAX
202-408-2972

WRITE
Federal Housing Finance Agency
Office of Inspector General
1625 Eye Street, NW
Washington, DC 20006



Sample Billboards

**GULF COAST DISASTER
FRAUD HOTLINE**

DISASTER@LEO.GOV
877.623.3423 Anonymous and Confidential



Disaster Fraud Hotline

866-720-5721
email: disaster@leo.gov



Contact Info

<p>Walt Green U.S. Attorney, Middle District of Louisiana Executive Director, NCDF 225.389.0443 Walt.Green@usdoj.gov</p>	<p>Michael Brannan, ATSAC DHS-OIG/HQ - Investigations DHS-OIG FEMA Hotline / NCDF Liaison Cell - (225) 394-2257 Michael.brannan@dhs.oig.gov</p>
<p>Kathleen B. Wylie, Deputy Director U.S. Department of Justice / CRM National Center for Disaster Fraud 225.334.4804 (o) 225.456.1366 (c) kathleen.wylie@usdoj.gov</p>	<p>Robert Wilson, Investigative Support Analyst U. S. Postal Inspection Service NCDF, 255 Johnston Hall, LSU (985) 951-9195 cell rjwilson@uspis.gov</p>
<p>Jonathan Rusch, Deputy Chief for Strategy & Policy U.S. Department of Justice Criminal Division / Fraud Section 202.514.1631 Jonathan.Rusch2@usdoj.gov</p>	<p>Sean Connor, Special Agent U.S. Secret Service National Center for Disaster Fraud 225.773.1032 cell Sean.connor@uss.s.dhs.gov</p>