

Isolated Confinement Quarterly Report-County Jail

Population of last day of quarter:


Year: 2020 Quarter: Jan-March April-June July-Sept Oct-Dec

Facility	Count	21 or younger	22 to 64	65+
Atlantic Co				
Bergen Co				
Burlington Co				
Camden Co				
Cape May Co				
Cumberland Co				
Essex Co				
Gloucester Co				
Hudson Co				
Hunterdon Co				
Mercer Co				
Middlesex Co				
Monmouth Co				
Morris Co	180	0	43	0
Ocean Co				
Passaic Co				
Salem Co				
Somerset Co				
Sussex Co				
Union Co				
Warren Co				


SUBMITTED BY:

 Capt. 5/13/21
 Signature, Title, and Date


Sex and Gender ID			
Facility	Male	Female	Transgender or Non-Binary
Atlantic Co			
Bergen Co			
Burlington Co			
Camden Co			
Cape May Co			
Cumberland Co			
Essex Co			
Gloucester Co			
Hudson Co			
Hunterdon Co			
Mercer Co			
Middlesex Co			
Monmouth Co			
Morris Co	31	12	0
Ocean Co			
Passaic Co			
Salem Co			
Somerset Co			
Sussex Co			
Union Co			
Warren Co			

SUBMITTED BY:  Capt. 5/13/21
 Signature, Title, and Date

Race						
Facility	American Indian or Alaska Native	Asian	Black or African American	Native Hawaiian or Other Pacific Islander	White	Other
Atlantic Co						
Bergen Co						
Burlington Co						
Camden Co						
Cape May Co						
Cumberland Co						
Essex Co						
Gloucester Co						
Hudson Co						
Hunterdon Co						
Mercer Co						
Middlesex Co						
Monmouth Co						
Morris Co	0	0	19	0	22	0
Ocean Co						
Passaic Co						
Salem Co						
Somerset Co						
Sussex Co						
Union Co						
Warren Co						

SUBMITTED BY:  Capt. 5/13/21
 Signature, Title, and Date


Ethnicity			
Facility	Non-Hispanic or Latino	Hispanic or Latino	Undetermined
Atlantic Co			
Bergen Co			
Burlington Co			
Camden Co			
Cape May Co			
Cumberland Co			
Essex Co			
Gloucester Co			
Hudson Co			
Hunterdon Co			
Mercer Co			
Middlesex Co			
Monmouth Co			
Morris Co	41	2	0
Ocean Co			
Passaic Co			
Salem Co			
Somerset Co			
Sussex Co			
Union Co			
Warren Co			

SUBMITTED BY:  Capt. 5/13/21
 Signature, Title, and Date


Incidences by Institution					
Facility	Mental Health	Self-Harm	Suicide	Assault	Emergency Confinement
Atlantic Co					
Bergen Co					
Burlington Co					
Camden Co					
Cape May Co					
Cumberland Co					
Essex Co					
Gloucester Co					
Hudson Co					
Hunterdon Co					
Mercer Co					
Middlesex Co					
Monmouth Co					
Morris Co	6	0	3	0	0
Ocean Co					
Passaic Co					
Salem Co					
Somerset Co					
Sussex Co					
Union Co					
Warren Co					

SUBMITTED BY:  Capt. 5/13/21
 Signature, Title, and Date

Confinement Type						
Facility	Adjustment Unit	Emergency Confinement	Investigative Housing	PHDH	Pre-Hearing MCU PHMCU	Pre-Hearing PC PCNC
Atlantic Co						
Bergen Co						
Burlington Co						
Camden Co						
Cape May Co						
Cumberland Co						
Essex Co						
Gloucester Co						
Hudson Co						
Hunterdon Co						
Mercer Co						
Middlesex Co						
Monmouth Co						
Morris Co	25	0	0	3	3	0
Ocean Co						
Passaic Co						
Salem Co						
Somerset Co						
Sussex Co						
Union Co						
Warren Co						

SUBMITTED BY:  Capt. 5/13/21
 Signature, Title, and Date

Confinement Type and Incidences					
Confinement Type	Assault	Emergency Confinement	Mental Health	Self-Harm	Suicide
PHDH	0	0	3	0	2
Emergency Confinement-EC	0	0	0	0	0
Pre-Hearing PCNC	0	0	0	0	0
Adjustment Unit-AU	0	0	4	0	2
Investigative Hearing	0	0	2	0	1

SUBMITTED BY:  Capt. 5/13/21
 Signature, Title, and Date